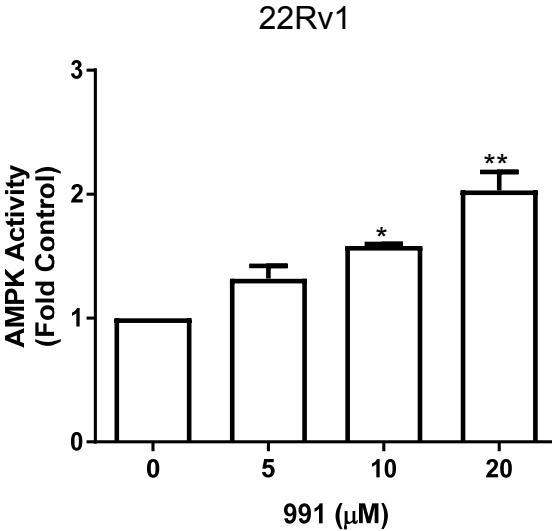
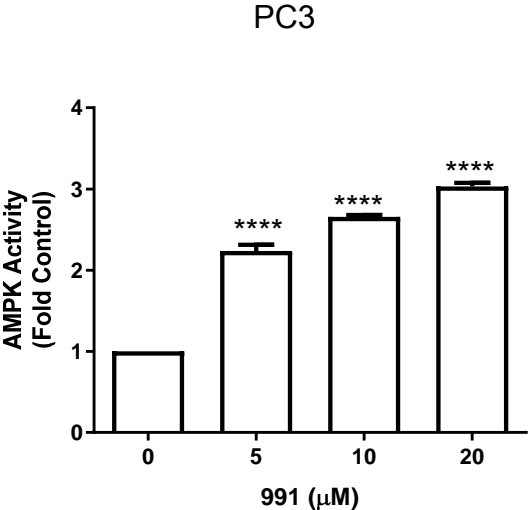
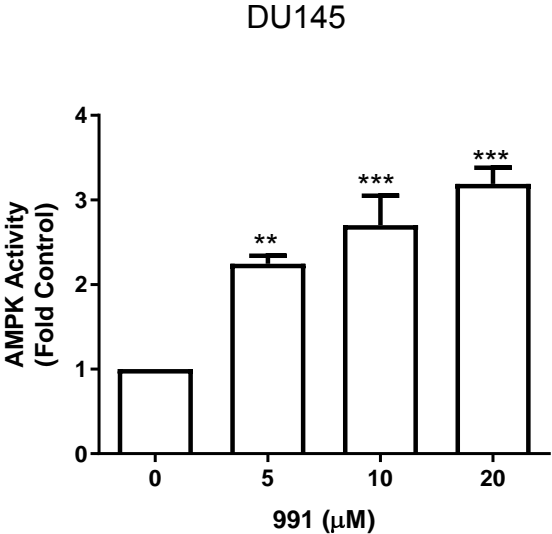


Supplementary Fig. S4



Supplementary Figure S4. AMPK activity in human prostate cancer cell lines. Cells were treated for 16 h with varying concentrations of 991 and AMPK activity in immune complexes was determined. Fold change relative to the activity in the absence of 991 is shown. Results are the mean \pm SEM from 3 independent experiments. Significant changes from control are shown * P <0.05, ** P <0.01, *** P <0.005, **** P <0.0001.