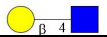
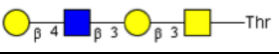
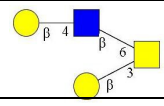
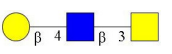
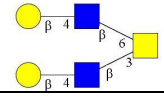
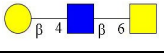
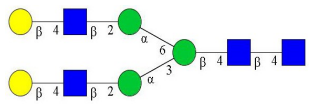
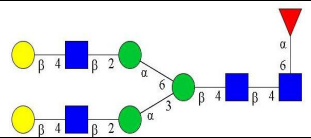
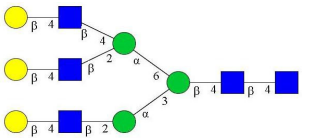
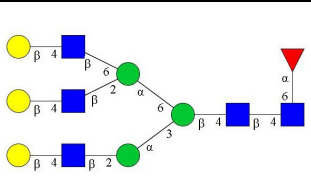
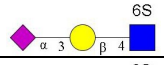
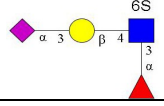
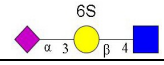
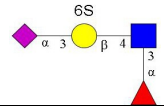
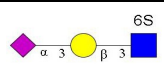
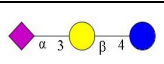
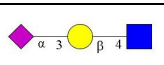
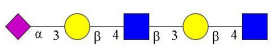
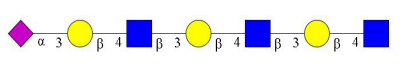


Supplementary Table 1. List of glycans present in the glycan array

Glycan #	Common Name	Structure
1	Gal β (1-4)GlcNAc β -ethyl-NH ₂	
2	Gal β (1-4)GlcNAc β (1-3)Gal β (1-3)GalNAcA-Thr-NH ₂	
3	Gal β (1-4)GlcNAc β (1-6)[Gal β (1-3)]-GalNAcA-Thr-NH ₂	
4	Gal β (1-4)GlcNAc β (1-3)GalNAcA-Thr-NH ₂	
5	Gal β (1-4)GlcNAc β (1-3)[Gal β (1-4)GlcNAc β (1-6)]-GalNAcA-Thr-NH ₂	
6	Gal β (1-4)GlcNAc β (1-6)GalNAcA-Thr-NH ₂	
7	Gal β (1-4)GlcNAc β (1-2)Mana(1-3)[Gal β (1-4)GlcNAc β (1-2)Mana(1-6)]-Man β (1-4)GlcNAc β (1-4)GlcNAc β -Asn-NH ₂	
8	Gal β (1-4)GlcNAc β (1-2)Mana(1-3)[Gal β (1-4)GlcNAc β (1-2)Mana(1-6)]-Man β (1-4)GlcNAc β (1-4)[Fuca(1-6)]-GlcNAc β -Asn-Ser-Thr-NH ₂	
9	Gal β (1-4)GlcNAc β (1-2)Mana(1-3){Gal β (1-4)GlcNAc β (1-2)[Gal β (1-4)GlcNAc β (1-2)]-Mana(1-6)}-Man β (1-4)GlcNAc β (1-4)GlcNAc β -Asn-Lys-NH ₂	
10	Gal β (1-4)GlcNAc β (1-2)Mana(1-3){Gal β (1-4)GlcNAc β (1-2)[Gal β (1-4)GlcNAc β (1-2)]-Mana(1-6)}-Man β (1-4)GlcNAc β (1-4)[Fuca(1-6)]-GlcNAc β -(Lys-Val-Ala)Asn-Lys-Thr-NH ₂	
11	NeuAca(2-3)Gal β (1-4)6-O-sulfo-GlcNAc β -propyl-NH ₂	
12	NeuAca(2-3)Gal β (1-4)[Fuca(1-3)]-6-O-sulfo-GlcNAc β -propyl-NH ₂	
13	NeuAca(2-3)6-O-sulfo-Gal β (1-4)GlcNAc β -ethyl-NH ₂	
14	NeuAca(2-3)6-O-sulfo-Gal β (1-4)[Fuca(1-3)]-GlcNAc β -propyl-NH ₂	
15	NeuAca(2-3)Gal β (1-3)6-O-sulfo-GlcNAc β -propyl-NH ₂	
16	NeuAca(2-3)Gal β (1-4)Glc β -ethyl-NH ₂	
17	NeuAca(2-3)Gal β (1-4)GlcNAc β -ethyl-NH ₂	
18	NeuAca(2-3)Gal β (1-4)GlcNAc β (1-3)Gal β (1-4)GlcNAc β -ethyl-NH ₂	
19	NeuAca(2-3)Gal β (1-4)GlcNAc β (1-3)Gal β (1-4)GlcNAc β (1-3)Gal β (1-4)GlcNAc β -ethyl-NH ₂	

Glycan #	Common Name	Structure
20	NeuAca(2-3)GalNAcβ(1-4)GlcNAcβ-ethyl-NH2	
21	NeuAca(2-3)Galβ(1-3)GlcNAcβ-ethyl-NH2	
22	NeuAca(2-3)Galβ(1-3)GlcNAcβ(1-3)Galβ(1-4)GlcNAcβ-ethyl-NH2	
23	NeuAca(2-3)Galβ(1-3)GlcNAcβ(1-3)Galβ(1-3)GlcNAcβ-ethyl-NH2	
24	NeuAca(2-3)Galβ(1-3)GalNAcβ(1-3)Gala(1-4)Galβ(1-4)Glcβ-ethyl-NH2	
25	NeuAca(2-3)Galβ(1-3)GalNAca-Thr-NH2	
26	NeuAca(2-3)Galβ(1-4)GlcNAcβ(1-3)Galβ(1-3)GalNAca-Thr-NH2	
27	NeuAca(2-3)Galβ(1-4)GlcNAcβ(1-3)Galβ(1-4)GlcNAcβ(1-3)Galβ(1-3)GalNAca-Thr-NH2	
28	NeuAca(2-3)Galβ(1-4)GlcNAcβ(1-3)Galβ(1-4)GlcNAcβ(1-3)Galβ(1-4)GlcNAcβ(1-3)Galβ(1-3)GalNAca-Thr-NH2	
29	NeuAca(2-3)Galβ(1-4)GlcNAcβ(1-3)Galβ(1-4)GlcNAcβ(1-3)Galβ(1-4)GlcNAcβ(1-3)Galβ(1-4)GlcNAcβ(1-3)Galβ(1-4)GlcNAcβ(1-3)Galβ(1-3)GalNAca-Thr-NH2	
30	NeuAca(2-3)Galβ(1-4)GlcNAcβ(1-3)Galβ(1-4)GlcNAcβ(1-3)Galβ(1-4)GlcNAcβ(1-3)Galβ(1-4)GlcNAcβ(1-3)Galβ(1-4)GlcNAcβ(1-3)Galβ(1-3)GalNAca-Thr-NH2	
31	NeuAca(2-3)Galβ(1-4)GlcNAcβ(1-6)[Galβ(1-3)]-GalNAca-Thr-NH2	
32	NeuAca(2-3)Galβ(1-4)GlcNAcβ(1-3)Galβ(1-4)GlcNAcβ(1-6)[Galβ(1-3)]-GalNAca-Thr-NH2	
33	NeuAca(2-3)Galβ(1-4)GlcNAcβ(1-3)Galβ(1-4)GlcNAcβ(1-3)Galβ(1-4)GlcNAcβ(1-6)[Galβ(1-3)]-GalNAca-Thr-NH2	
34	NeuAca(2-3)Galβ(1-4)GlcNAcβ(1-3)Galβ(1-4)GlcNAcβ(1-3)Galβ(1-4)GlcNAcβ(1-3)Galβ(1-4)GlcNAcβ(1-6)[Galβ(1-3)]-GalNAca-Thr-NH2	
35	NeuAca(2-3)Galβ(1-4)GlcNAcβ(1-3)Galβ(1-4)GlcNAcβ(1-3)Galβ(1-4)GlcNAcβ(1-3)Galβ(1-4)GlcNAcβ(1-6)[Galβ(1-3)]-GalNAca-Thr-NH2	
36	NeuAca(2-3)Galβ(1-4)GlcNAcβ(1-3)Galβ(1-4)GlcNAcβ(1-3)Galβ(1-4)GlcNAcβ(1-3)Galβ(1-4)GlcNAcβ(1-6)[NeuAca(2-3)Galβ(1-4)GlcNAcβ(1-3)Galβ(1-4)GlcNAcβ(1-3)Galβ(1-4)GlcNAcβ(1-3)Galβ(1-3)]-GalNAca-Thr-NH2	

Glycan #	Common Name	Structure
37	NeuAca(2-3)Galβ(1-4)GlcNAcβ(1-3)Galβ(1-4)GlcNAcβ(1-3)Galβ(1-4)GlcNAcβ(1-3)Galβ(1-4)GlcNAcβ(1-6)[NeuAca(2-3)Galβ(1-4)GlcNAcβ(1-3)Galβ(1-4)GlcNAcβ(1-3)Galβ(1-4)GlcNAcβ(1-3)Galβ(1-3)]-GalNAca-Thr-NH ₂	
38	NeuAca(2-3)Galβ(1-4)GlcNAcβ(1-3)GalNAca-Thr-NH ₂	
39	NeuAca(2-3)Galβ(1-4)GlcNAcβ(1-3)Galβ(1-4)GlcNAcβ(1-3)GalNAca-Thr-NH ₂	
40	NeuAca(2-3)Galβ(1-4)GlcNAcβ(1-3)Galβ(1-4)GlcNAcβ(1-3)Galβ(1-4)GlcNAcβ(1-3)GalNAca-Thr-NH ₂	
41	NeuAca(2-3)Galβ(1-4)GlcNAcβ(1-3)Galβ(1-4)GlcNAcβ(1-3)Galβ(1-4)GlcNAcβ(1-3)Galβ(1-4)GlcNAcβ(1-3)GalNAca-Thr-NH ₂	
42	NeuAca(2-3)Galβ(1-4)GlcNAcβ(1-3)Galβ(1-4)GlcNAcβ(1-3)Galβ(1-4)GlcNAcβ(1-3)Galβ(1-4)GlcNAcβ(1-3)GalNAca-Thr-NH ₂	
43	NeuAca(2-3)Galβ(1-4)GlcNAcβ(1-3)[NeuAca(2-3)Galβ(1-4)GlcNAcβ(1-6)]-GalNAca-Thr-NH ₂	
44	NeuAca(2-3)Galβ(1-4)GlcNAcβ(1-3)Galβ(1-4)GlcNAcβ(1-3)[NeuAca(2-3)Galβ(1-4)GlcNAcβ(1-3)Galβ(1-4)GlcNAcβ(1-6)]-GalNAca-Thr-NH ₂	
45	NeuAca(2-3)Galβ(1-4)GlcNAcβ(1-3)Galβ(1-4)GlcNAcβ(1-3)Galβ(1-4)GlcNAcβ(1-3)[NeuAca(2-3)Galβ(1-4)GlcNAcβ(1-4)GlcNAcβ(1-3)Galβ(1-4)GlcNAcβ(1-3)Galβ(1-4)GlcNAcβ(1-6)]-GalNAca-Thr-NH ₂	
46	NeuAca(2-3)Galβ(1-4)GlcNAcβ(1-3)Galβ(1-4)GlcNAcβ(1-3)Galβ(1-4)GlcNAcβ(1-3)Galβ(1-4)GlcNAcβ(1-3)[NeuAca(2-3)Galβ(1-4)GlcNAcβ(1-3)Galβ(1-4)GlcNAcβ(1-3)Galβ(1-4)GlcNAcβ(1-3)Galβ(1-4)GlcNAcβ(1-6)]-GalNAca-Thr-NH ₂	
47	NeuAca(2-3)Galβ(1-4)GlcNAcβ(1-3)Galβ(1-4)GlcNAcβ(1-3)Galβ(1-4)GlcNAcβ(1-3)Galβ(1-4)GlcNAcβ(1-3)[NeuAca(2-3)Galβ(1-4)GlcNAcβ(1-3)Galβ(1-4)GlcNAcβ(1-3)Galβ(1-4)GlcNAcβ(1-3)Galβ(1-4)GlcNAcβ(1-3)Galβ(1-4)GlcNAcβ(1-6)]-GalNAca-Thr-NH ₂	
48	NeuAca(2-3)Galβ(1-4)GlcNAcβ(1-3)Galβ(1-4)GlcNAcβ(1-3)Galβ(1-4)GlcNAcβ(1-3)Galβ(1-4)GlcNAcβ(1-6)GalNAca-Thr-NH ₂	

Glycan #	Common Name	Structure
49	NeuAca(2-3)Galβ(1-4)GlcNAcβ(1-3)Galβ(1-4)GlcNAcβ(1-3)Galβ(1-4)GlcNAcβ(1-3)Galβ(1-4)GlcNAcβ(1-3)Galβ(1-4)GlcNAcβ(1-6)GalNaca-Thr-NH2	
50	NeuAca(2-3)Galβ(1-3)GlcNAcβ(1-3)Galβ(1-4)GlcNAcβ(1-6)[NeuAca(2-3)Galβ(1-3)GlcNAcβ(1-3)] Galβ(1-4)GlcNAcβ-ethyl-NH2	
51	NeuAca(2-3)Galβ(1-4)GlcNAcβ(1-3)Galβ(1-4)GlcNAcβ(1-3)Galβ(1-4)GlcNAcβ(1-6)[NeuAca(2-3)Galβ(1-4)GlcNAcβ(1-3)Galβ(1-4)GlcNAcβ(1-3)] Galβ(1-4)GlcNAcβ-ethyl-NH2	
52	NeuAca(2-3)Galβ(1-4)GlcNAcβ(1-2)Mana(1-3)[NeuAca(2-3)Galβ(1-4)GlcNAcβ(1-2)Mana(1-6)]-Manβ(1-4)GlcNAcβ-Asn-NH2	
53	NeuAca(2-3)Galβ(1-4)GlcNAcβ(1-3)Galβ(1-4)GlcNAcβ(1-2)Mana(1-3)[NeuAca(2-3)Galβ(1-4)GlcNAcβ(1-3)Galβ(1-4)GlcNAcβ(1-2)Mana(1-6)]-Manβ(1-4)GlcNAcβ-Asn-NH2	
54	NeuAca(2-3)Galβ(1-4)GlcNAcβ(1-3)Galβ(1-4)GlcNAcβ(1-3)Galβ(1-4)GlcNAcβ(1-2)Mana(1-3)[NeuAca(2-3)Galβ(1-4)GlcNAcβ(1-3)Galβ(1-4)GlcNAcβ(1-3)Galβ(1-4)GlcNAcβ(1-2)Mana(1-6)]-Manβ(1-4)GlcNAcβ-Asn-NH2	
55	NeuAca(2-3)Galβ(1-4)GlcNAcβ(1-3)Galβ(1-4)GlcNAcβ(1-2)Mana(1-3)[NeuAca(2-3)Galβ(1-4)GlcNAcβ(1-3)Galβ(1-4)GlcNAcβ(1-2)Mana(1-6)]-Manβ(1-4)GlcNAcβ-(Lys-Val-Ala)Asn-Lys-Thr-NH2	
56	NeuAca(2-3)Galβ(1-4)GlcNAcβ(1-3)Galβ(1-4)GlcNAcβ(1-3)Galβ(1-4)GlcNAcβ(1-2)Mana(1-3)[NeuAca(2-3)Galβ(1-4)GlcNAcβ(1-3)Galβ(1-4)GlcNAcβ(1-3)Galβ(1-4)GlcNAcβ(1-2)Manα(1-6)]-Manβ(1-4)GlcNAcβ-(Lys-Val-Ala)Asn-Lys-Thr-NH2	
57	NeuAca(2-3)Galβ(1-4)GlcNAcβ(1-3)Galβ(1-4)GlcNAcβ(1-3)Galβ(1-4)GlcNAcβ(1-2)Mana(1-3)[NeuAca(2-3)Galβ(1-4)GlcNAcβ(1-3)Galβ(1-4)GlcNAcβ(1-3)Galβ(1-4)GlcNAcβ(1-2)Manα(1-6)]-Manβ(1-4)GlcNAcβ-(Lys-Val-Ala)Asn-Lys-Thr-NH2	

Glycan #	Common Name	Structure
58	NeuAca(2-3)Galβ(1-4)GlcNAcβ(1-3)Galβ(1-4)GlcNAcβ(1-3)Galβ(1-4)GlcNAcβ(1-3)Galβ(1-4)GlcNAcβ(1-2)Mana(1-3)[NeuAca(2-3)Galβ(1-4)GlcNAcβ(1-3)Galβ(1-4)GlcNAcβ(1-3)Galβ(1-4)GlcNAcβ(1-3)Galβ(1-4)GlcNAcβ(1-2)Mana(1-6)]-Manβ(1-4)GlcNAcβ(1-4)GlcNAcβ-(Lys-Val-Ala)Asn-Lys-Thr-NH ₂	
59	NeuAca(2-3)Galβ(1-4)GlcNAcβ(1-3)Galβ(1-4)GlcNAcβ(1-3)Galβ(1-4)GlcNAcβ(1-2)Mana(1-3)[NeuAca(2-3)Galβ(1-4)GlcNAcβ(1-3)Galβ(1-4)GlcNAcβ(1-3)Galβ(1-4)GlcNAcβ(1-2)Mana(1-6)]-Manβ(1-4)GlcNAcβ(1-4)[Fuca(1-6)]-GlcNAcβ-(Lys-Val-Ala)Asn-Lys-Thr-NH ₂	
60	NeuAca(2-3)Galβ(1-4)GlcNAcβ(1-3)Galβ(1-4)GlcNAcβ(1-3)Galβ(1-4)GlcNAcβ(1-3)Galβ(1-4)GlcNAcβ(1-2)Mana(1-3)[NeuAca(2-3)Galβ(1-4)GlcNAcβ(1-3)Galβ(1-4)GlcNAcβ(1-3)Galβ(1-4)GlcNAcβ(1-3)Galβ(1-4)GlcNAcβ(1-2)Manα(1-6)]-Manβ(1-4)GlcNAcβ(1-4)[Fuca(1-6)]-GlcNAcβ-(Lys-Val-Ala)Asn-Lys-Thr-NH ₂	
61	NeuAca(2-3)Galβ(1-4)GlcNAcβ(1-3)Galβ(1-4)GlcNAcβ(1-2)Mana(1-3){NeuAca(2-3)Galβ(1-4)GlcNAcβ(1-3)Galβ(1-4)GlcNAcβ(1-2)[NeuAca(2-3)Galβ(1-4)GlcNAcβ(1-3)Galβ(1-4)GlcNAcβ(1-6)Manα(1-6)]-Manβ(1-4)GlcNAcβ(1-4)GlcNAcβ-(Lys-Val-Ala)Asn-Lys-Thr-NH ₂	
62	NeuAca(2-3)Galβ(1-4)GlcNAcβ(1-3)Galβ(1-4)GlcNAcβ(1-3)Galβ(1-4)GlcNAcβ(1-2)Manα(1-3){NeuAca(2-3)Galβ(1-4)GlcNAcβ(1-3)Galβ(1-4)GlcNAcβ(1-3)Galβ(1-4)GlcNAcβ(1-2)[NeuAca(2-3)Galβ(1-4)GlcNAcβ(1-3)Galβ(1-4)GlcNAcβ(1-3)Galβ(1-4)GlcNAcβ(1-6)Mana(1-6)]-Manβ(1-4)GlcNAcβ(1-4)GlcNAcβ-(Lys-Val-Ala)Asn-Lys-Thr-NH ₂	
63	NeuAca(2-3)Galβ(1-4)GlcNAcβ(1-3)Galβ(1-4)GlcNAcβ(1-2)Mana(1-3){NeuAca(2-3)Galβ(1-4)GlcNAcβ(1-3)Galβ(1-4)GlcNAcβ(1-2)[NeuAca(2-3)Galβ(1-4)GlcNAcβ(1-3)Galβ(1-4)GlcNAcβ(1-6)Mana(1-6)]-Manβ(1-4)GlcNAcβ(1-4)[Fuca(1-6)]-GlcNAcβ-(Lys-Val-Ala)Asn-Lys-Thr-NH ₂	

Glycan #	Common Name	Structure
64	NeuAca(2-3)Galβ(1-4)GlcNAcβ(1-3)Galβ(1-4)GlcNAcβ(1-3)Galβ(1-4)GlcNAcβ(1-2)Mana(1-3){NeuAca(2-3)Galβ(1-4)GlcNAcβ(1-3)Galβ(1-4)GlcNAcβ(1-2)[NeuAca(2-3)Galβ(1-4)GlcNAcβ(1-3)Galβ(1-4)GlcNAcβ(1-3)Galβ(1-4)GlcNAcβ(1-6)Mana(1-6)]-Manβ(1-4)GlcNAcβ(1-4)[Fuca(1-6)]-GlcNAcβ-(Lys-Val-Ala)Asn-Lys-Thr-NH2	
65	Gn/3'SLN/3'SLN-TriN	
66	NeuAca(2-3)[GalNAcβ(1-4)]-Galβ(1-4)GlcNAcβ-ethyl-NH2	
67	NeuAca(2-3)[GalNAcβ(1-4)]-Galβ(1-4)Glcβ-ethyl-NH2	
68	Galβ(1-3)GalNAcβ(1-4)[NeuAca(2-3)]-Galβ(1-4)Glcβ-ethyl-NH2	
69	NeuAca(2-3)Galβ(1-4)[Fuca(1-3)]-GlcNAcβ-propyl-NH2	
70	NeuAca(2-3)Galβ(1-3)[Fuca(1-4)]-GlcNAcβ(1-3)Galβ(1-4)[Fuca(1-3)]-GlcNAcβ-ethyl-NH2	
71	NeuAca(2-3)Galβ(1-4)[Fuca(1-3)]-GlcNAcβ(1-3)Galβ(1-4)[Fuca(1-3)]-GlcNAcβ-ethyl-NH2	
72	NeuAca(2-3)Galβ(1-4)[Fuca(1-3)]-GlcNAcβ(1-3)Galβ(1-4)[Fuca(1-3)]-GlcNAcβ(1-3)Galβ(1-4)[Fuca(1-3)]-GlcNAcβ-ethyl-NH2	
73	NeuAca(2-3)Galβ(1-4)[Fuca(1-3)]-GlcNAcβ(1-3)Galβ(1-4)[Fuca(1-3)]-GlcNAcβ(1-3)Galβ(1-4)[Fuca(1-3)]-GlcNAcβ(1-3)Galβ(1-3)GalNAca-Thr-NH2	
74	NeuAca(2-3)Galβ(1-4)[Fuca(1-3)]-GlcNAcβ(1-3)Galβ(1-4)[Fuca(1-3)]-GlcNAcβ(1-3)Galβ(1-4)[Fuca(1-3)]-GlcNAcβ(1-3)GalNAca-Thr-NH2	
75	NeuAca(2-3)Galβ(1-4)[Fuca(1-3)]-GlcNAcβ(1-3)Galβ(1-4)[Fuca(1-3)]-GlcNAcβ(1-3)Galβ(1-4)[Fuca(1-3)]-GlcNAcβ(1-3)[NeuAca(2-3)Galβ(1-4)[Fuca(1-3)]-GlcNAcβ(1-3)Galβ(1-4)[Fuca(1-3)]-GlcNAcβ(1-3)Galβ(1-4)[Fuca(1-3)]-GlcNAcβ(1-6)]-GalNAca-Thr-NH2	

Glycan #	Common Name	Structure
76	NeuAca(2-3)Galβ(1-4)[Fuca(1-3)]-GlcNAcβ(1-2)Mana(1-3)[NeuAca(2-3)Galβ(1-4)[Fuca(1-3)]-GlcNAcβ(1-2)Mana(1-6)]-Manβ(1-4)GlcNAcβ(1-4)GlcNAcβ-(Lys-Val-Ala)Asn-(Lys-Thr)NH ₂	
77	NeuAca(2-6)Galb(1-4)(6S)GlcNacbethyl-NH ₂	
78	NeuAca(2-6)Galβ(1-4)6-O-sulfo-GlcNAcβ-propyl-NH ₂	
79	NeuAca(2-6)Galβ(1-4)Glcβ-ethyl-NH ₂	
80	NeuAca(2-6)Galβ(1-4)GlcNAcβ-ethyl-NH ₂	
81	NeuAca(2-6)Galβ(1-4)GlcNAcβ(1-3)Galβ(1-4)GlcNAcβ-ethyl-NH ₂	
82	NeuAca(2-6)Galβ(1-4)GlcNAcβ(1-3)Galβ(1-4)GlcNAcβ(1-3)Galβ(1-4)GlcNAcβ-ethyl-NH ₂	
83	NeuAca(2-6)GalNAcβ(1-4)GlcNAcβ-ethyl-NH ₂	
84	NeuAca(2-6)Galβ(1-4)GlcNAcβ(1-3)Galβ(1-3)GalNAca-Thr-NH ₂	
85	NeuAca(2-6)Galβ(1-4)GlcNAcβ(1-3)Galβ(1-3)GalNAca-Thr-NH ₂	
86	NeuAca(2-6)Galβ(1-4)GlcNAcβ(1-3)Galβ(1-4)GlcNAcβ(1-3)Galβ(1-3)GalNAca-Thr-NH ₂	
87	NeuAca(2-6)Galβ(1-4)GlcNAcβ(1-3)Galβ(1-4)GlcNAcβ(1-3)Galβ(1-4)GlcNAcβ(1-3)Galβ(1-3)GalNAca-Thr-NH ₂	
88	NeuAca(2-6)Galβ(1-4)GlcNAcβ(1-3)Galβ(1-4)GlcNAcβ(1-3)Galβ(1-4)GlcNAcβ(1-3)Galβ(1-4)GlcNAcβ(1-3)Galβ(1-3)GalNAca-Thr-NH ₂	
89	NeuAca(2-6)Galβ(1-4)GlcNAcβ(1-6)[Galβ(1-3)]-GalNAca-Thr-NH ₂	
90	NeuAca(2-6)Galβ(1-4)GlcNAcβ(1-3)Galβ(1-4)GlcNAcβ(1-6)[Galβ(1-3)]-GalNAca-Thr-NH ₂	
91	NeuAca(2-6)Galβ(1-4)GlcNAcβ(1-3)Galβ(1-4)GlcNAcβ(1-3)Galβ(1-4)GlcNAcβ(1-6)[Galβ(1-3)]-GalNAca-Thr-NH ₂	
92	NeuAca(2-6)Galβ(1-4)GlcNAcβ(1-3)Galβ(1-4)GlcNAcβ(1-3)Galβ(1-4)GlcNAcβ(1-3)Galβ(1-4)GlcNAcβ(1-6)[Galβ(1-3)]-GalNAca-Thr-NH ₂	

Glycan #	Common Name	Structure
93	NeuAca(2-6)Gal β (1-4)GlcNAc β (1-3)Gal β (1-4)GlcNAc β (1-3)Gal β (1-4)GlcNAc β (1-3)Gal β (1-4)GlcNAc β (1-3)Gal β (1-4)GlcNAc β (1-6)[Gal β (1-3)]-GalNAca-Thr-NH ₂	
94	NeuAca(2-6)Gal β (1-4)GlcNAc β (1-3)Gal β (1-4)GlcNAc β (1-3)Gal β (1-4)GlcNAc β (1-3)Gal β (1-4)GlcNAc β (1-6)[NeuAca(2-6)Gal β (1-4)GlcNAc β (1-3)Gal β (1-4)GlcNAc β (1-3)Gal β (1-4)GlcNAc β (1-3)Gal β (1-3)]-GalNAca-Thr-NH ₂	
95	NeuAca(2-6)Gal β (1-4)GlcNAc β (1-3)Gal β (1-4)GlcNAc β (1-3)Gal β (1-4)GlcNAc β (1-3)Gal β (1-4)GlcNAc β (1-6)[NeuAca(2-6)Gal β (1-4)GlcNAc β (1-3)Gal β (1-4)GlcNAc β (1-3)Gal β (1-4)GlcNAc β (1-3)Gal β (1-4)GlcNAc β (1-3)Gal β (1-3)]-GalNAca-Thr-NH ₂	
96	NeuAca(2-6)Gal β (1-4)GlcNAc β (1-3)GalNAca-Thr-NH ₂	
97	NeuAca(2-6)Gal β (1-4)GlcNAc β (1-3)Gal β (1-4)GlcNAc β (1-3)GalNAca-Thr-NH ₂	
98	NeuAca(2-6)Gal β (1-4)GlcNAc β (1-3)Gal β (1-4)GlcNAc β (1-3)Gal β (1-4)GlcNAc β (1-3)GalNAca-Thr-NH ₂	
99	NeuAca(2-6)Gal β (1-4)GlcNAc β (1-3)Gal β (1-4)GlcNAc β (1-3)Gal β (1-4)GlcNAc β (1-3)Gal β (1-4)GlcNAc β (1-3)GalNAca-Thr-NH ₂	
100	NeuAca(2-6)Gal β (1-4)GlcNAc β (1-3)Gal β (1-4)GlcNAc β (1-3)Gal β (1-4)GlcNAc β (1-3)Gal β (1-4)GlcNAc β (1-3)Gal β (1-4)GlcNAc β (1-3)GalNAca-Thr-NH ₂	
101	NeuAca(2-6)Gal β (1-4)GlcNAc β (1-3)[NeuAca(2-6)Gal β (1-4)GlcNAc β (1-6)]-GalNAca-Thr-NH ₂	
102	NeuAca(2-6)Gal β (1-4)GlcNAc β (1-3)Gal β (1-4)GlcNAc β (1-3)[NeuAca(2-6)Gal β (1-4)GlcNAc β (1-3)Gal β (1-4)GlcNAc β (1-6)]-GalNAca-Thr-NH ₂	
103	NeuAca(2-6)Gal β (1-4)GlcNAc β (1-3)Gal β (1-4)GlcNAc β (1-3)[NeuAca(2-6)Gal β (1-4)GlcNAc β (1-4)GlcNAc β (1-3)Gal β (1-4)GlcNAc β (1-3)Gal β (1-4)GlcNAc β (1-6)]-GalNAca-Thr-NH ₂	
104	NeuAca(2-6)Gal β (1-4)GlcNAc β (1-3)Gal β (1-4)GlcNAc β (1-3)Gal β (1-4)GlcNAc β (1-3)[NeuAca(2-6)Gal β (1-4)GlcNAc β (1-3)Gal β (1-4)GlcNAc β (1-3)Gal β (1-4)GlcNAc β (1-3)Gal β (1-4)GlcNAc β (1-6)]-GalNAca-Thr-NH ₂	

Glycan #	Common Name	Structure
105	NeuAca(2-6)Galβ(1-4)GlcNAcβ(1-3)Galβ(1-4)GlcNAcβ(1-3)Galβ(1-4)GlcNAcβ(1-3)Galβ(1-4)GlcNAcβ(1-3)[NeuAca(2-6)Galβ(1-4)GlcNAcβ(1-3)Galβ(1-4)GlcNAcβ(1-3)Galβ(1-4)GlcNAcβ(1-3)Galβ(1-4)GlcNAcβ(1-3)Galβ(1-4)GlcNAcβ(1-6)]-GalNAca-Thr-NH2	
106	NeuAca(2-6)Galβ(1-4)GlcNAcβ(1-3)Galβ(1-4)GlcNAcβ(1-3)Galβ(1-4)GlcNAcβ(1-3)Galβ(1-4)GlcNAcβ(1-6)GalNAca-Thr-NH2	
107	NeuAca(2-6)Galβ(1-4)GlcNAcβ(1-3)Galβ(1-4)GlcNAcβ(1-3)Galβ(1-4)GlcNAcβ(1-3)Galβ(1-4)GlcNAcβ(1-3)Galβ(1-4)GlcNAcβ(1-6)GalNAca-Thr-NH2	
108	NeuAca(2-6)Galβ(1-4)GlcNAcβ(1-3)Galβ(1-4)GlcNAcβ(1-3)Galβ(1-4)GlcNAcβ(1-6)[NeuAca(2-6)Galβ(1-4)GlcNAcβ(1-3)Galβ(1-4)GlcNAcβ(1-3)] Galβ(1-4)GlcNAcβ-ethyl-NH2	
109	NeuAca(2-6)Galβ(1-3)GlcNAcβ(1-3)Galβ(1-4)GlcNAcβ(1-6)[NeuAca(2-6)Galβ(1-3)GlcNAcβ(1-3)] Galβ(1-4)GlcNAcβ-ethyl-NH2	
110	Galβ(1-4)GlcNAcβ(1-2)Mana(1-3)[NeuAca(2-6)Galβ(1-4)GlcNAcβ(1-2)Mana(1-6)]-Manβ(1-4)GlcNAcβ(1-4)GlcNAcβ-Asn-NH2	
111	NeuAca(2-6)Galβ(1-4)GlcNAcβ(1-2)Mana(1-3)[Galβ(1-4)GlcNAcβ(1-2)Mana(1-6)]-Manβ(1-4)GlcNAcβ(1-4)GlcNAcβ-Asn-NH2	
112	GlcNAcβ(1-2)Mana(1-3)[NeuAca(2-6)Galβ(1-4)GlcNAcβ(1-2)Mana(1-6)]-Manβ(1-4)GlcNAcβ(1-4)GlcNAcβ-Asn-NH2	
113	NeuAca(2-6)Galβ(1-4)GlcNAcβ(1-2)Mana(1-3)[NeuAca(2-6)Galβ(1-4)GlcNAcβ(1-2)Mana(1-6)]-Manβ(1-4)GlcNAcβ(1-4)GlcNAcβ-Asn-NH2	
114	NeuAca(2-6)Galβ(1-4)GlcNAcβ(1-3)Galβ(1-4)GlcNAcβ(1-2)Mana(1-3)[NeuAca(2-6)Galβ(1-4)GlcNAcβ(1-3)Galβ(1-4)GlcNAcβ(1-2)Mana(1-6)]-Manβ(1-4)GlcNAcβ(1-4)GlcNAcβ-Asn-NH2	
115	NeuAca(2-6)Galβ(1-4)GlcNAcβ(1-3)Galβ(1-4)GlcNAcβ(1-2)Mana(1-3)[NeuAca(2-6)Galβ(1-4)GlcNAcβ(1-3)Galβ(1-4)GlcNAcβ(1-2)Mana(1-6)]-Manβ(1-4)GlcNAcβ(1-4)GlcNAcβ-(Lys-Val-Ala)Asn-Lys-Thr-NH2	

Glycan #	Common Name	Structure
122	NeuAca(2-6)Galβ(1-4)GlcNAcβ(1-3)Galβ(1-4)GlcNAcβ(1-3)Galβ(1-4)GlcNAcβ(1-3)Galβ(1-4)GlcNAcβ(1-2)Mana(1-3)[NeuAca(2-6)Galβ(1-4)GlcNAcβ(1-3)Galβ(1-4)GlcNAcβ(1-3)Galβ(1-4)GlcNAcβ(1-2)Mana(1-6)]-Manβ(1-4)GlcNAcβ(1-4)[Fuca(1-6)]-GlcNAcβ-(Lys-Val-Ala)Asn-Lys-Thr-NH ₂	
123	NeuAca(2-6)Galβ(1-4)GlcNAcβ(1-3)Galβ(1-4)GlcNAcβ(1-2)Mana(1-3){NeuAca(2-6)Galβ(1-4)GlcNAcβ(1-3)Galβ(1-4)GlcNAcβ(1-2)[NeuAca(2-6)Galβ(1-4)GlcNAcβ(1-3)Galβ(1-4)GlcNAcβ(1-6)Mana(1-6)]}-Manβ(1-4)GlcNAcβ(1-4)GlcNAcβ-(Lys-Val-Ala)Asn-Lys-Thr-NH ₂	
124	NeuAca(2-6)Galβ(1-4)GlcNAcβ(1-3)Galβ(1-4)GlcNAcβ(1-2)Mana(1-3){NeuAca(2-6)Galβ(1-4)GlcNAcβ(1-3)Galβ(1-4)GlcNAcβ(1-2)[NeuAca(2-6)Galβ(1-4)GlcNAcβ(1-3)Galβ(1-4)GlcNAcβ(1-6)Mana(1-6)]}-Manβ(1-4)GlcNAcβ(1-4)[Fuca(1-6)]-GlcNAcβ-(Lys-Val-Ala)Asn-Lys-Thr-NH ₂	
125	NeuAca(2-6)Galβ(1-4)GlcNAcβ(1-3)Galβ(1-4)GlcNAcβ(1-3)Galβ(1-4)GlcNAcβ(1-2)Mana(1-3){NeuAca(2-6)Galβ(1-4)GlcNAcβ(1-3)Galβ(1-4)GlcNAcβ(1-2)[NeuAca(2-6)Galβ(1-4)GlcNAcβ(1-3)Galβ(1-4)GlcNAcβ(1-6)Mana(1-6)]}-Manβ(1-4)GlcNAcβ(1-4)[Fuca(1-6)]-GlcNAcβ-(Lys-Val-Ala)Asn-Lys-Thr-NH ₂	
126	LN/6'SLN/6'SLN-TriN	
127	6'SLN/LeX/LeX-TriN	
128	6'SLNLN/LeX/LeX-TriN	