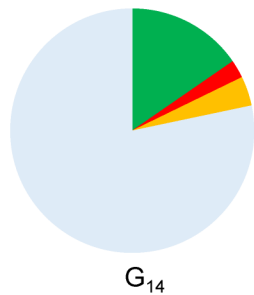
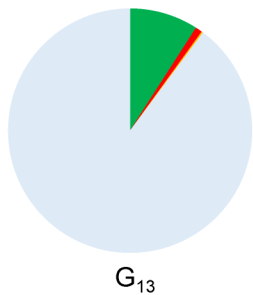


Additional file 7: Fig. S5

a

HEK293T

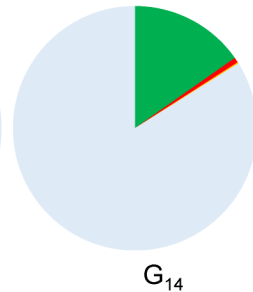
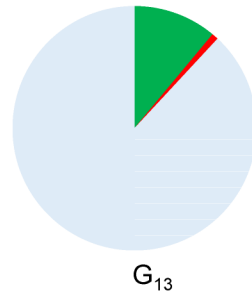
Targeted base substitutions
at PCSK9



b

Liver tissue

Targeted base substitutions
at PCSK9



Targeted base substitutions
at Pcsk9

