S6 A

controls						
Cell lines	Control	EPs 0.1	EPs 1	EPs 10	RV16+EPs 10	RV16 1 unit
H01	5243	6253	6473	6473	4352	6574
H02	3286	4253	5978	7056	1958	8395
H03	4423	5463	6625	6968	3275	5362
H04	4238	2391	3254	4259	2314	3243
H05	4423	4253	6548	7758	4736	6574
H06	2314	3327	4423	8764	1098	5364
mean	3987.83	4323.33	5550.17	6879.67	2955.50	5918.67
SD	1030.64	1397.06	1394.88	1509.59	1718.60	1419.81
SEM	1783.413	1933.453	2482.11	3076.68	1321.739782	2646.908201
t-test		0.513288	0.035027	0.024437		
					0.201722651	
						0.019171565

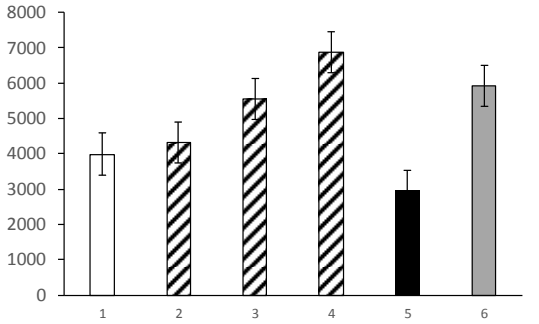

asthma						
Cell lines	Control	EPs 0.1	EPs 1	EPs 10	RV16+EPs 10	RV16 1 unit
A01	4253	4231	5685	6754	2514	5886
A02	3262	2978	4253	4039	978	5392
A03	2867	997	3328	5643	3254	5559
A04	4231	3243	4653	6756	2978	5948
A05	4432	1867	7654	4362	3276	6635
A06	2978	3265	5342	6753	2198	3243
mean	3670.50	2763.50	5152.50	5717.83	2533.00	5443.83
SD	710.69	1149.37	1480.84	1255.82	1160.02	871.84
SEM	1641.498	1235.875	2304.268	2557.093	1132.792037	2434.556278
t-test		0.104257	0.022546	0.0166		
					0.752462694	
						0.028058439

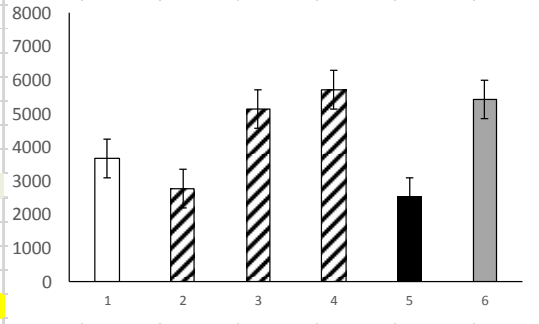
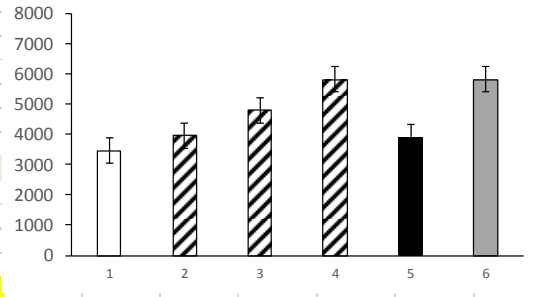
COPD						
Cell lines	Control	EPs 0.1	EPs 1	EPs 10	RV16+EPs 10	RV16 1 unit
CD01	4253	5243	6352	7564	4425	5643
CD02	3324	3392	4524	6453	5928	7352
CD03	2978	3287	4428	5263	2756	5594
Cd04	1425	2547	3029	4837	3029	6352
CD05	4352	4231	4482	6253	4152	4928
CD06	4439	5045	5948	4493	3276	5048
mean	3461.83	3957.50	4793.83	5810.50	3927.67	5819.50
SD	1164.04	1064.79	1198.21	1154.70	905.99	1175.08
SEM	1548.179	1769.848	2143.867	2598.535	1756.505932	2602.559519
t-test		0.059284	0.004274	0.00634		
					0.987502171	
						0.445996992