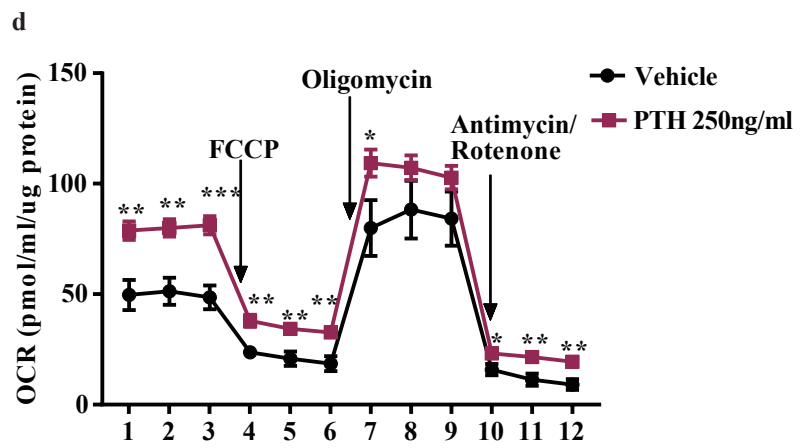
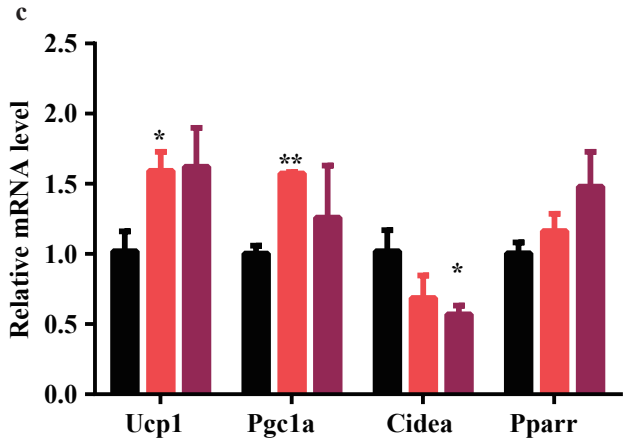
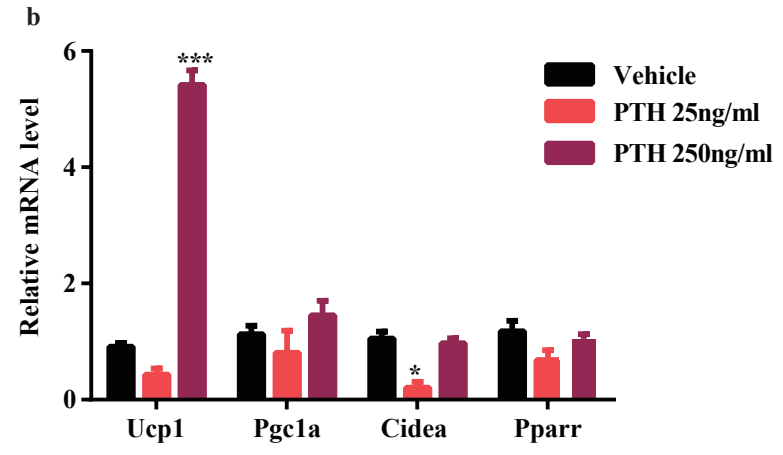
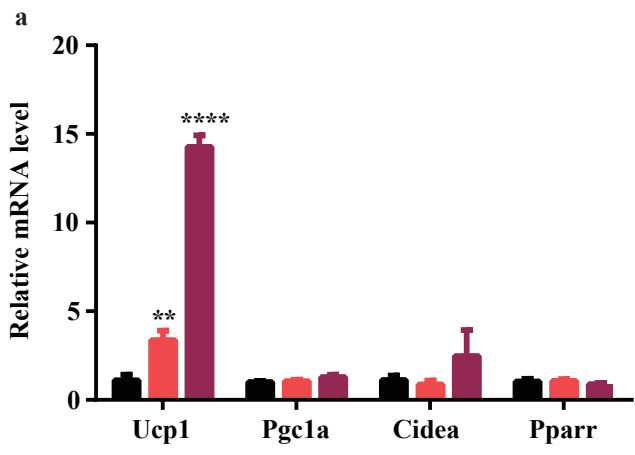


Suppl Figure 1



Suppl Figure 2

Suppl Table 1 The association between clinical index and BMI in PHPT patients

	β	R^2	P
age	0.09	0.0258	0.0003
Serum calcium (mmol/l)	-0.15	0.0137	0.0092
Serum phosphorus (mmol/l)	0.04	0.0049	0.12
25(OH)D (mmol/l)	-0.006	0.0005	0.65
Scr (mmol/l)	0.02	0.0037	0.188
Albumin (mmol/l)	0.20	0.021	0.0016