

## Supplementary Information

### **A small molecule Nec-1 directly induces amyloid clearance in the brains of aged APP/PS1 mice.**

Seung-Hoon Yang<sup>1</sup>, Jisu Shin<sup>2,3</sup>, Naewoo Neo Shin<sup>4</sup>, Ji-Hyun Hwang<sup>5</sup>, Sung-Chul Hong<sup>5</sup>, Keunwan Park<sup>5</sup>, Jae Wook Lee<sup>6</sup>, Sejin Lee<sup>2,3</sup>, Seungyeop Baek<sup>2,3,7</sup>, Kyeonghwan Kim<sup>2,3</sup>, Illhwan Cho<sup>2,3</sup> & YoungSoo Kim<sup>2,3,4,\*</sup>

<sup>1</sup>Department of Medical Biotechnology, College of Life Science and Biotechnology, Dongguk University, Seoul 04620, Republic of Korea

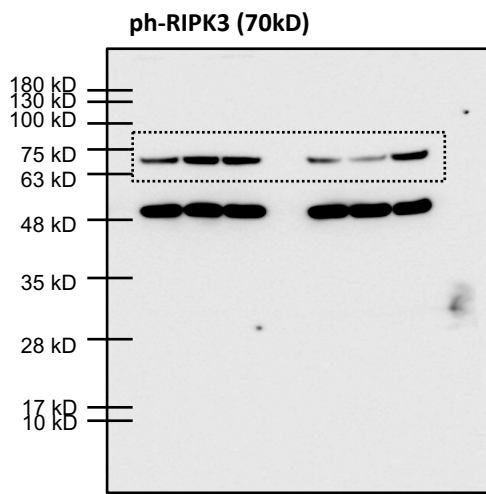
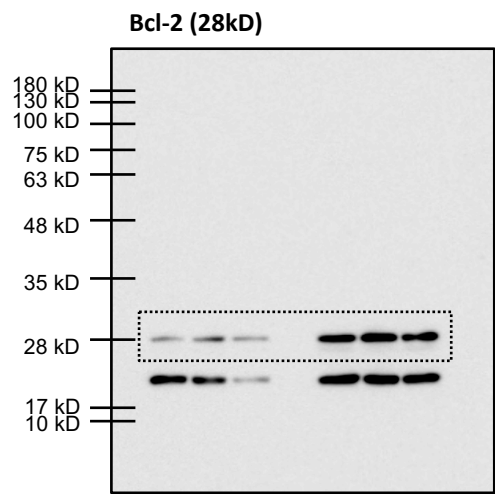
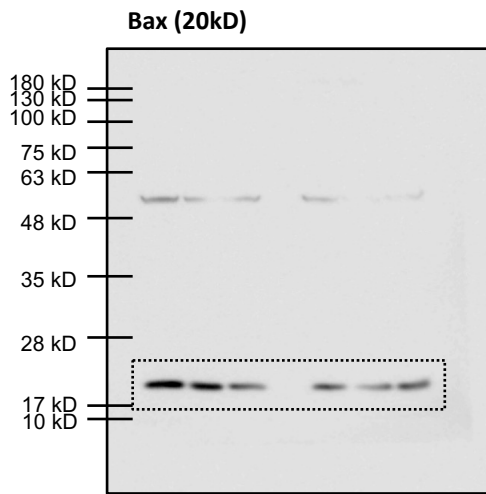
<sup>2</sup>Department of Pharmacy, <sup>3</sup>Yonsei Institute of Pharmaceutical Science, and <sup>4</sup>Integrated Science and Engineering Division, <sup>7</sup>Department of Biotechnology, Yonsei University, Incheon 21983, Republic of Korea

<sup>5</sup>Natural Product Informatics Research Center and <sup>6</sup>Natural Constituent Research Center, Korea Institute of Science and Technology, Gangneung 25451, Republic of Korea

\*Correspondence and requests for materials should be addressed to Y.K. ([y.kim@yonsei.ac.kr](mailto:y.kim@yonsei.ac.kr))

## **Supplementary figure legends**

**Supplementary figure S1.** Original gel blot of ph-RIPK3 (A), Bcl-2 (B), Bax (C),  $\beta$ -actin (D) presented in Figure 4G.

**A****B****C****D**