

Supplementary Online Content

van Veen MM, Tavares-Brito J, van Veen BM, et al. Regional facial grading items in facial palsy–related assessment of quality of life. *JAMA Facial Plast Surg*. Published online August 16, 2018. doi:10.1001/jamafacial.2018.0804

eFigure 1. Scatterplot of eFACE and FaCE Scale Total Scores for the Flaccid Group

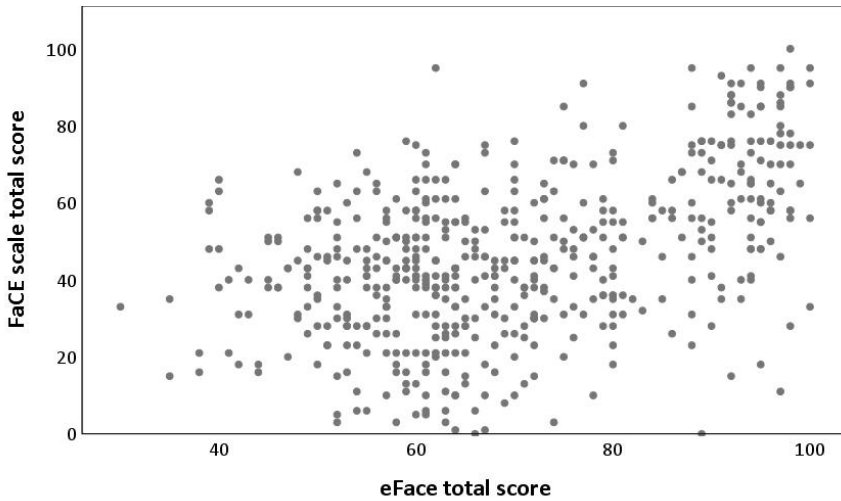
eFigure 2. Scatterplot of eFACE and FaCE Scale Total Scores for the Nonflaccid Group

eFigure 3. Relative Weights of Individual eFACE Items to FaCE Scale Total Score

This supplementary material has been provided by the authors to give readers additional information about their work.

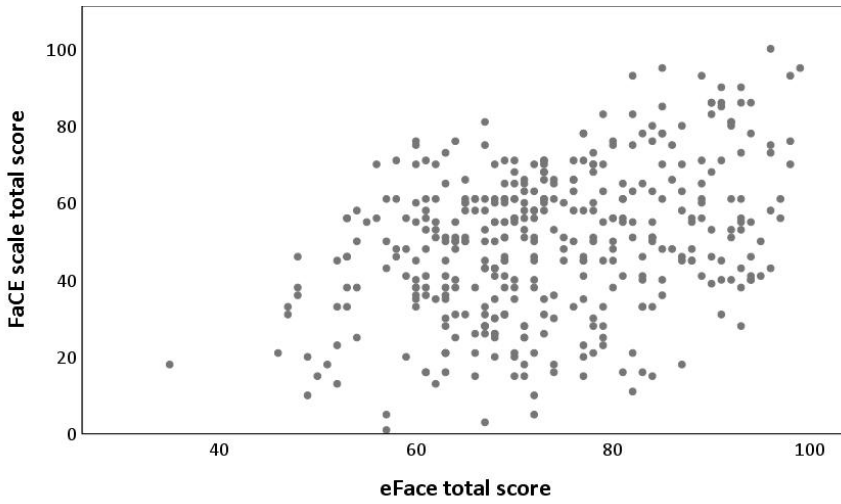
eFigure 1. Scatterplot of eFACE and FaCE Scale Total Scores for the Flaccid Group

$R^2 = 0.212$; $P < .001$

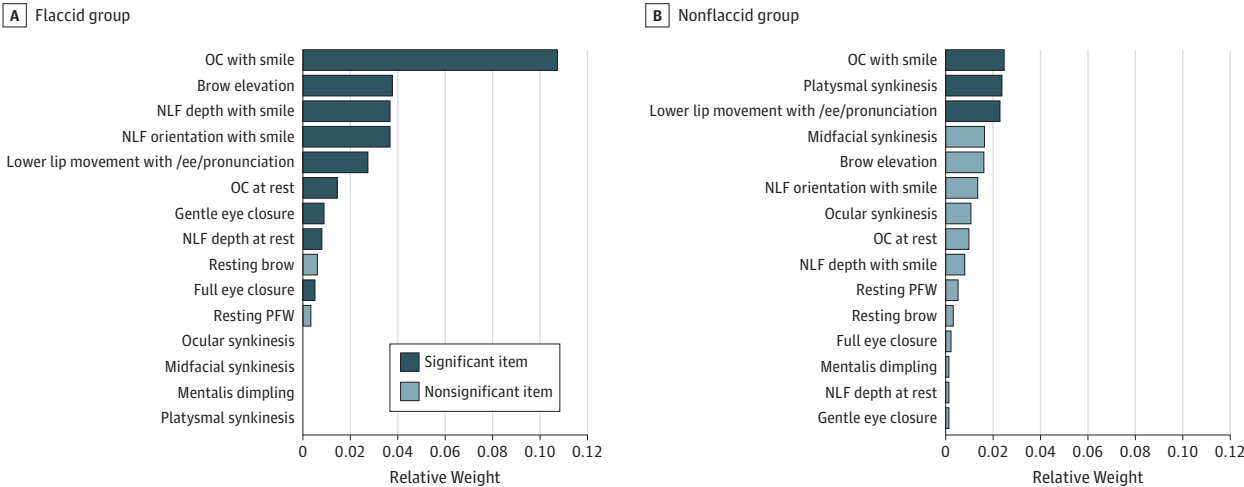


eFigure 2. Scatterplot of eFACE and FaCE Scale Total Scores for the Nonflaccid Group

$R^2 = 0.139$; $P < .001$



eFigure 3. Relative Weights of Individual eFACE Items to FaCE Scale Total Score



FaCE indicates Facial Clinimetric Evaluation; NLF, nasolabial fold; OC, oral commissure; and PFW, palbebral fissure width. Significant items are presented in dark blue, non-significant items in light blue.