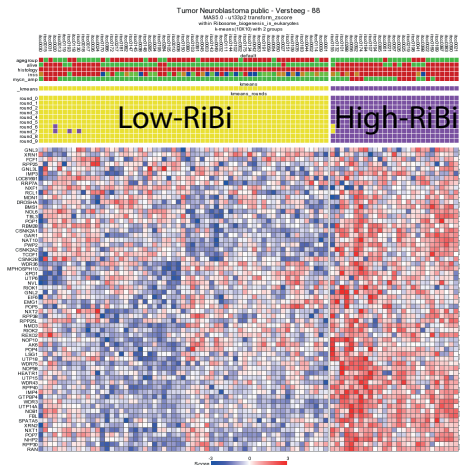


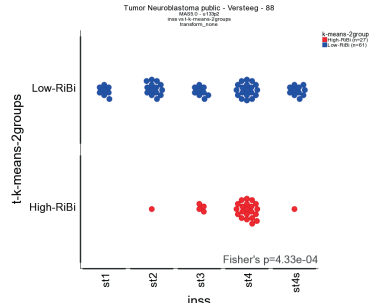
SUPPLEMENTARY FIGURE 2

A

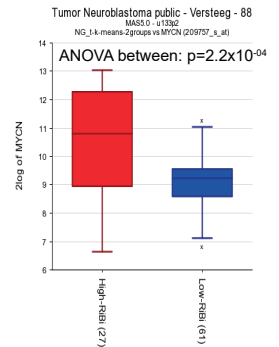
Neuroblastoma Versteeg-88



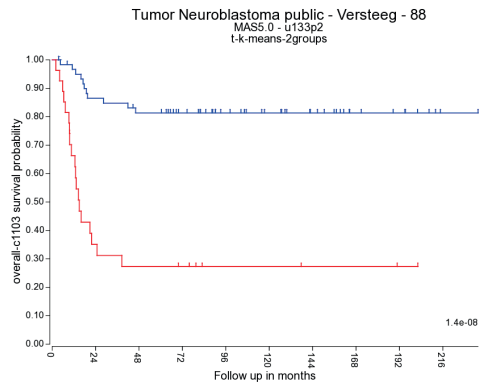
K-means clustering, 2 groups
"ribosome biogenesis in eukaryotes"



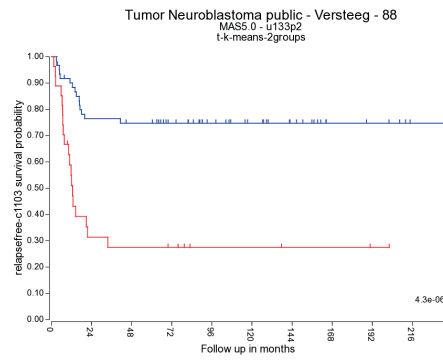
Distribution of High-RiBi and Low-RiBi tumors in INSS tumor stages



MYCN expression in High-RiBi and Low-RiBi tumors



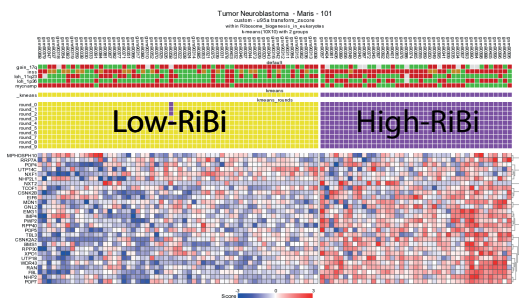
Overall survival between Low-RiBi and High-RiBi tumors



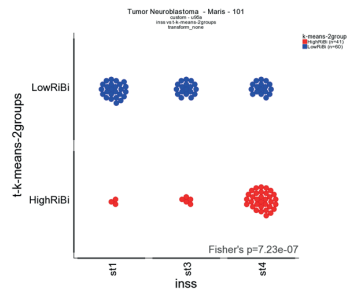
Relapsefree survival between Low-RiBi and High-RiBi tumors

B

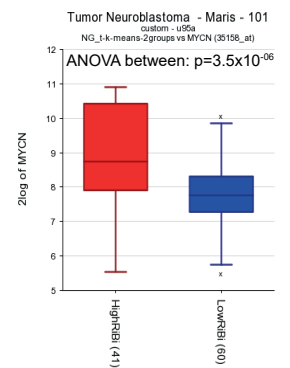
Neuroblastoma Maris-101



K-means clustering, 2 groups
"ribosome biogenesis in eukaryotes"



Distribution of High-RiBi and Low-RiBi tumors in INSS tumor stages



MYCN expression in High-RiBi and Low-RiBi tumors