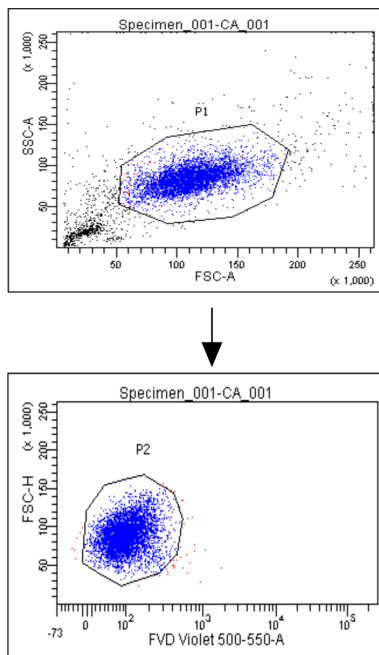
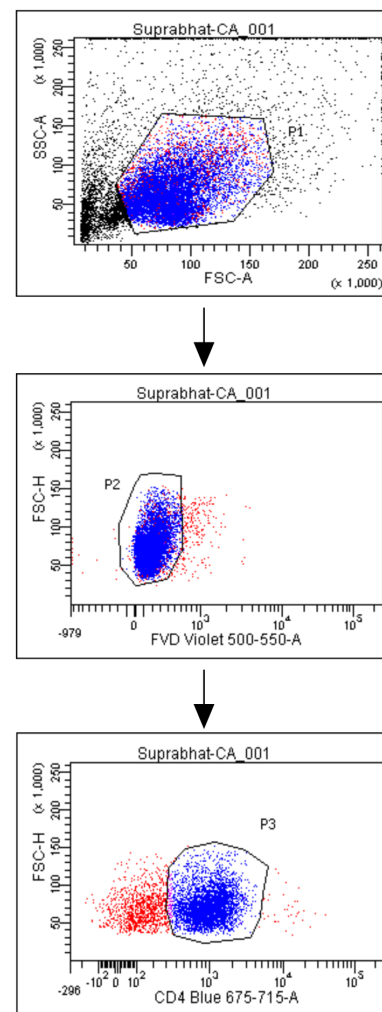
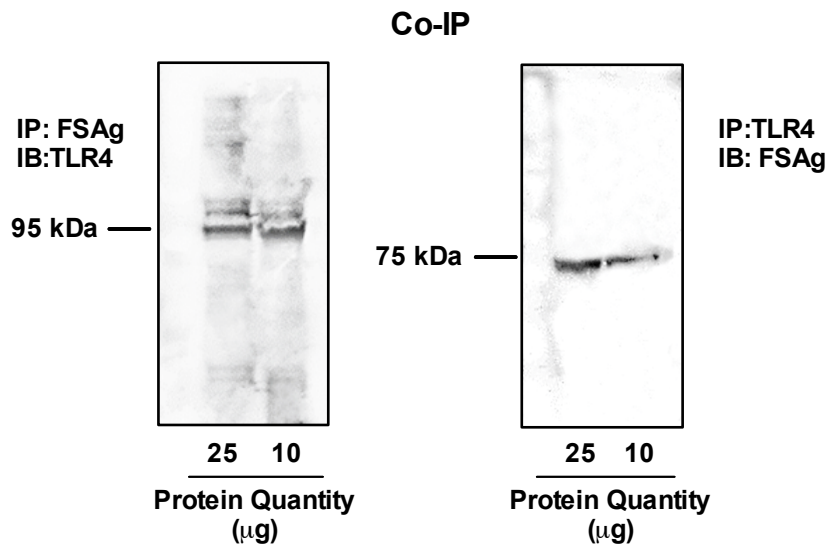


a

Gating strategy for dendritic cells

**b**Gating strategy for CD4⁺ T cells in DC-T cell co-culture

Supplementary Figure 1. The flow cytometer gating strategy for **(a)** dendritic cells (DCs) and **(b)** CD4⁺ T cells.



Supplementary Figure 2. Full, uncropped blot of co-immunoprecipitation of microfilarial sheath antigen (FSAg)–TLR4 complex followed by reciprocal immunoblotting using anti-FSAg or anti-TLR4 antibodies.