

## TITLE PAGE

**Title:** Evaluation of the diagnostic accuracy of laboratory-based screening for hepatitis C in dried blood spot samples: A systematic review and meta-analysis

**Running head:** HCV screening in DBS samples

**Authors:** Sonia VÁZQUEZ-MORÓN <sup>1(¥)</sup>; Beatriz ARDIZONE JIMÉNEZ <sup>1(¥)</sup>; María A. JIMENEZ-SOUSA <sup>1</sup>; José M BELLON <sup>2,3</sup>; Pablo RYAN <sup>4</sup>; Salvador RESINO <sup>1(\*)</sup>

(¥), Both authors contributed equally to this study; (\*), Corresponding author

**Current affiliations:** (1) Unidad de Infección Viral e Inmunidad. Centro Nacional de Microbiología - Instituto de Salud Carlos III, Majadahonda, Spain; (2) Hospital General Universitario Gregorio Marañón, Madrid, Spain; (3) Instituto de Investigación Sanitaria Gregorio Marañón (IISGM), Madrid, Spain; (4) Hospital Universitario Infanta Leonor (HUIL). Vallecas, Madrid, Spain.

**Corresponding authors:** Salvador Resino, Centro Nacional de Microbiología, Instituto de Salud Carlos III (Campus Majadahonda); Carretera Majadahonda- Pozuelo, Km 2.2; 28220 Majadahonda (Madrid), Spain. Tel: +34 918 223 266; Fax: +34 915 097 946; e-mail: [sresino@isciii.es](mailto:sresino@isciii.es)

**Declarations of interest:** none.

### Author contributions:

Sonia Vázquez-Morón: investigation, methodology, writing – original draft

Beatriz Ardizone: investigation, methodology, writing – original draft

María A Jiménez-Sousa: investigation, methodology, writing – review and editing

José M Bellón: methodology: statistical analysis

Pablo Ryan: writing – review and editing

Salvador Resino: conceptualization, formal analysis, writing – original draft, supervision

**Character count of Title:** 150

**Count of References:** 56

**Character count of Running Head:** 28

**Count of Tables:** 2

**Word count of Abstract:** 257

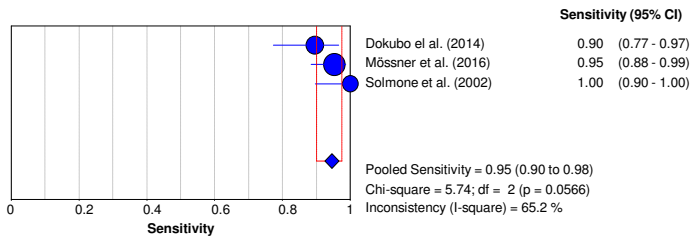
**Count of Figures:** 4

**Word count of Keywords:** 5

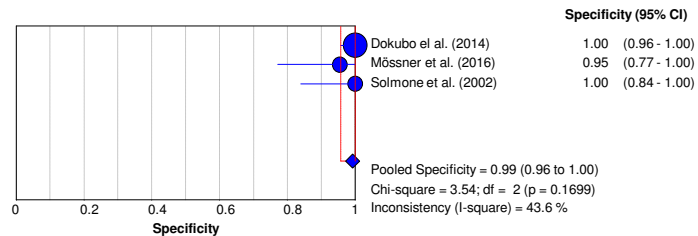
**Count of Suppl. Data:** 12

**Words count for main body:** 4476

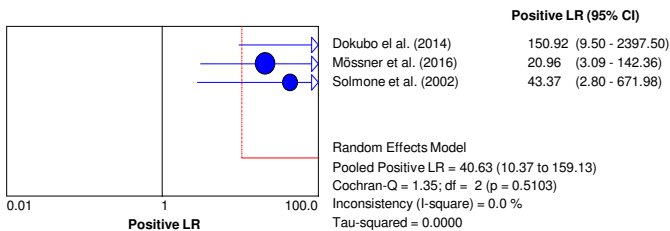
A



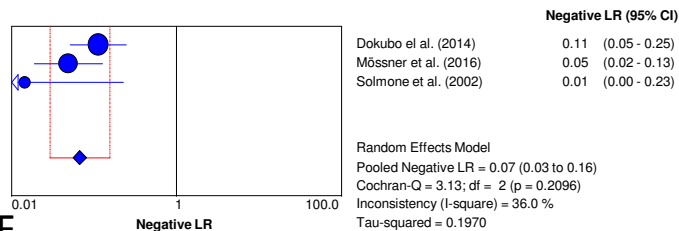
B




C



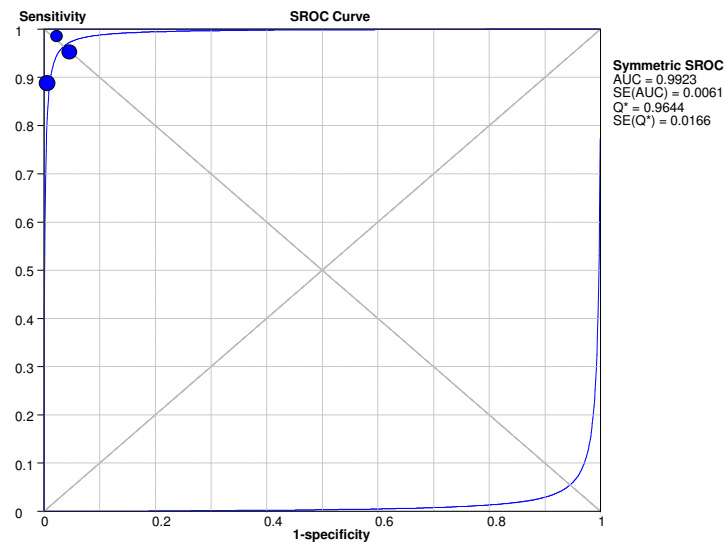
D



E



F



**Supplemental File 11.** Forest plots of sensitivity (A), specificity (B), positive LR (C), negative LR (D), diagnostic odds ratio (E), and SROC plot (F) for transcription-mediated amplification (TMA) assays.