

**The multifactorial nature of beak and skull shape evolution in parrots and cockatoos
(Psittaciformes)**

Jen A. Bright, Jesús Marugán-Lobón, Emily J. Rayfield, Samuel N. Cobb

BMC Evolutionary Biology

Additional File 5

Interactive 3D visualisations of the positive and negative warps along PCs 1 – 3. Warp template is based on a CT scan of *Conuropsis carolinensis*. Click skulls to activate 3D.

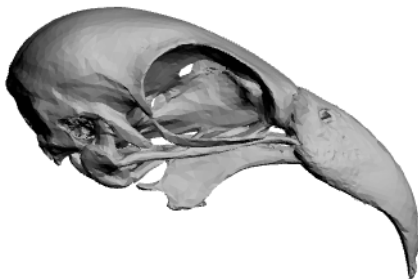
Principal Component 1 (positive)



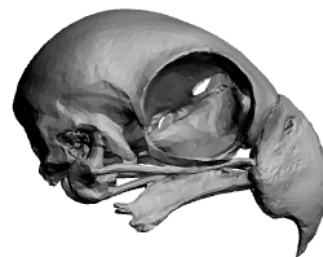
Principal Component 1 (negative)



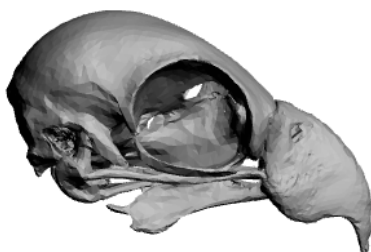
Principal Component 2 (positive)



Principal Component 2 (negative)



Principal Component 3 (positive)



Principal Component 3 (negative)

