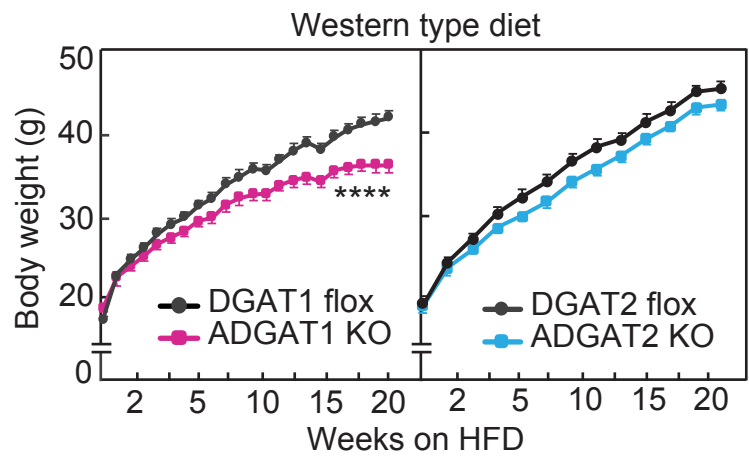
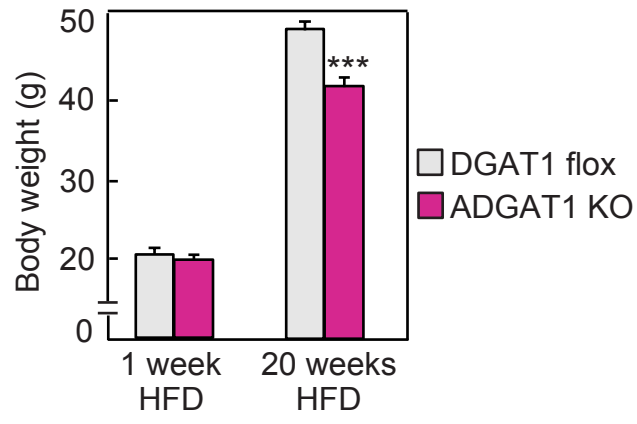


Supplemental Figure S2

A Second experiment showing ADGAT1 KO mice are resistant to HFD induced weight gain



B Third experiment showing ADGAT1 KO mice are resistant to HFD induced weight gain



C Food intake

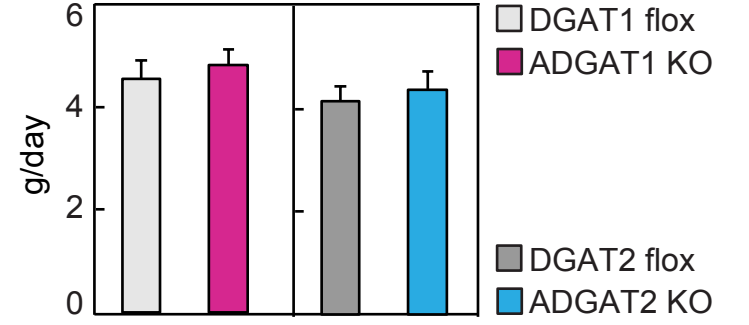


Fig. S2. ADGAT1 KO mice are resistant to HFD induced weight gain. (A) Body weights of HFD-fed mice (n=12 for ADGAT1 KO, n=20 for ADGAT2 KO). (B) Body weights of HFD-fed mice (n=12). (C) Daily food intake (n=4 mice per genotype). Data are presented as mean ± SD (C), as mean ± SEM (A and B). ***p<0.001 by t-test; ****p<0.001 by two-way ANOVA.