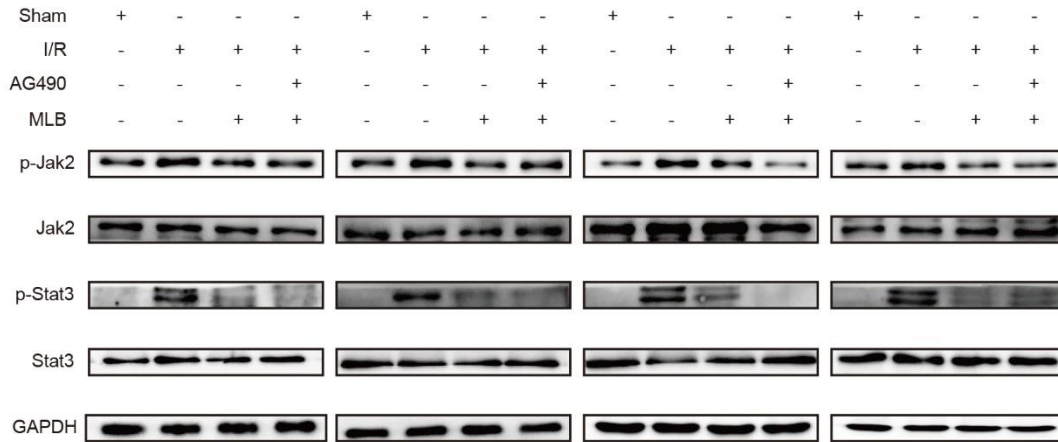
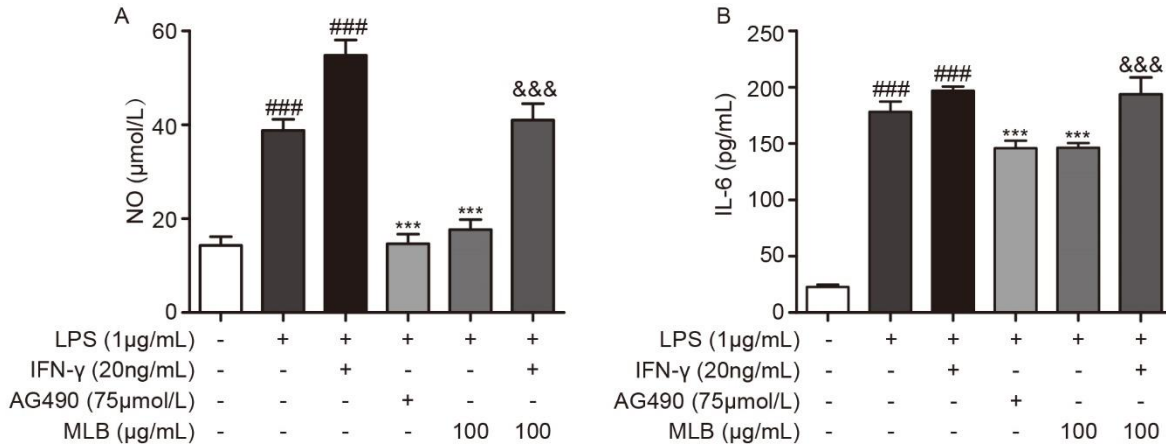


Supplementary Material

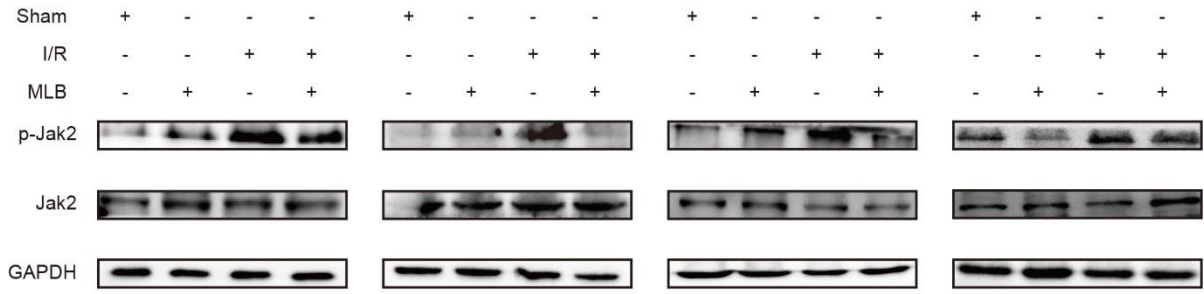
1. Supplementary Figures



Supplementary Figure 1. MLB+AG490 pretreatment inhibited Jak2/Stat3 signal pathway in the liver tissue of I/R (This study was repeated five times. One figure was listed in figure 7. The rest four independent studies were listed as sFigure 1).



Supplementary Figure 2. IFN-γ reversed the inhibition of MLB in RAW264.7 cells. (A) The content of NO in different groups. (B) The secretion of IL-6 in different groups. Each value is expressed as mean ± S.D, n=4 for each group. ###P<0.001 versus NC group, ***P<0.001 versus LPS group, &&&P<0.001 versus MLB group.



Supplementary Figure 3. MLB pretreatment inhibited Jak2/Stat3 signal pathway in the liver tissue of I/R. (This study was repeated five times. One figure was listed in figure 4A. The rest four independent studies were listed as sFigure 3).