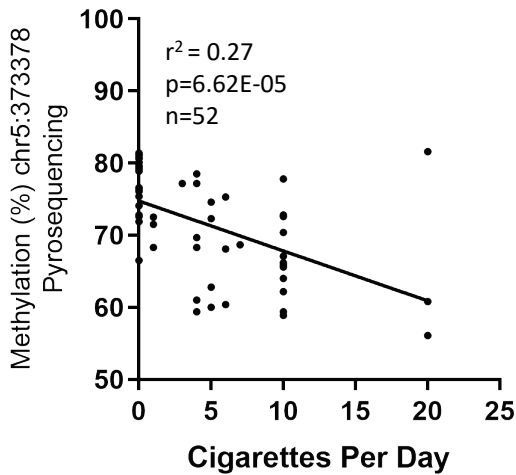


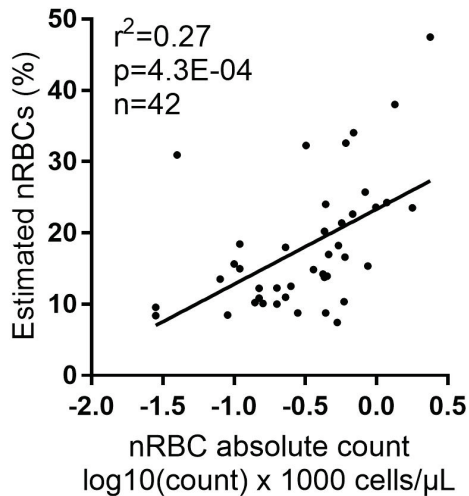
## Additional File 2

### Figure S1



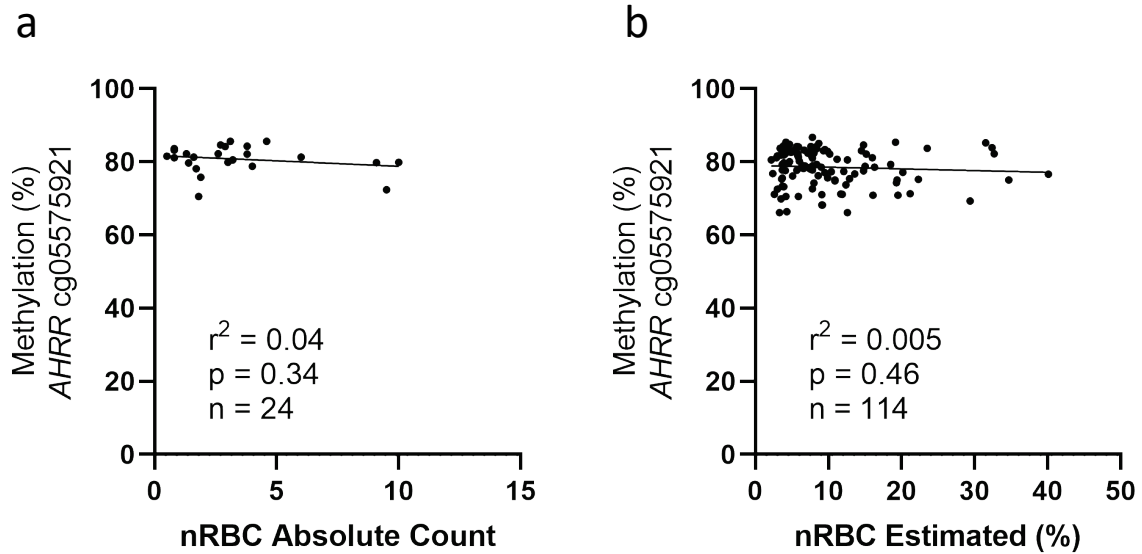
Additional File 2 Fig. S1 AHR methylation at chr5:373378 by pyrosequencing in cord blood versus self-reported maternal cigarettes per day.

### Figure S2



Additional File 2 Fig. S2 Log10 absolute nRBC count vs deconvolution estimated nRBC percentage.

Figure S3



Additional File 2 Fig. S3 a Absolute nRBC count from cord blood vs *AHRR* cg05575921 methylation (%) Jones MJ et al (GSE127824), b Deconvolution estimated nRBC percentage from cord blood GSE88929 vs . *AHRR* cg05575921 methylation (%) Haertle et al (GSE88929).