

## **Rational design of novel amphipathic antimicrobial peptides focused on distribution of cationic amino acid residues**

Takashi Misawa,<sup>a</sup> Chihiro Goto,<sup>a,b</sup> Norihito Shibata,<sup>c</sup> Yutaka Kikuchi,<sup>\*d</sup> Mikihiro Naito,<sup>\*c</sup> and Yosuke Demizu,<sup>\*a,b</sup>

*<sup>a</sup>Division of Organic Chemistry, National Institute of Health Sciences, 3-25-26, Tonomachi, Kawasaki, Kanagawa 210-9501, Japan, <sup>b</sup>Graduate School of Medical Life*

*Science, Yokohama City University, 1-7-29, Yokohama Kanagawa 230-0045 Japan,*

*<sup>c</sup>Division of Molecular Target and Gene Therapy Products, National Institute of Health Sciences, 3-25-26, Tonomachi, Kawasaki, Kanagawa 210-9501, Japan, <sup>d</sup>Division of Microbiology, National Institute of Health Sciences, 3-25-26, Tonomachi, Kawasaki, Kanagawa 210-9501, Japan.*

*Keywords:* antimicrobial peptides; amphipathic; helicity; hemolysis

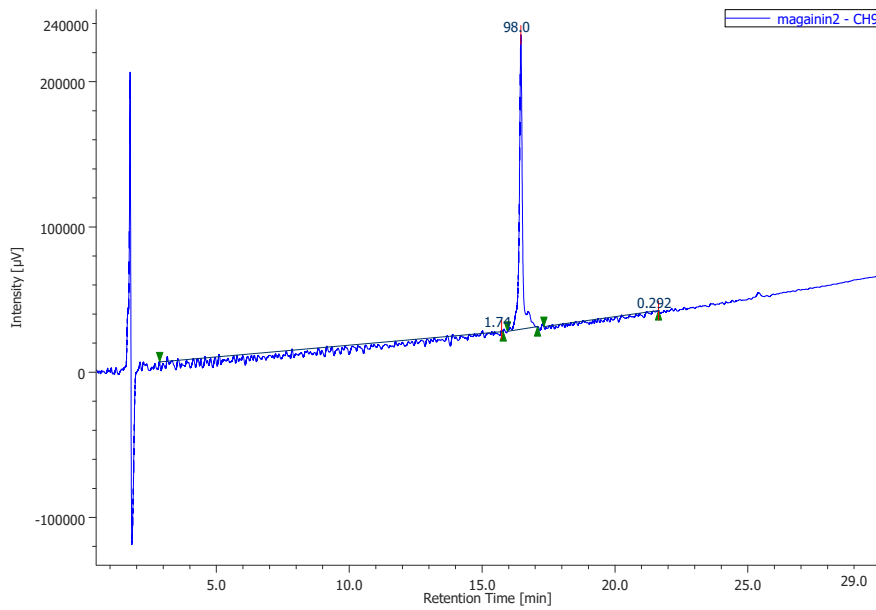
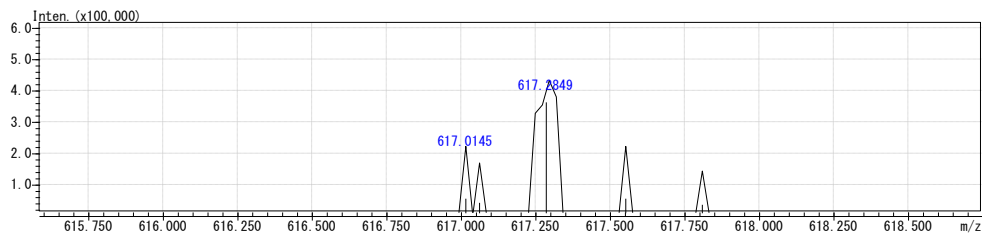
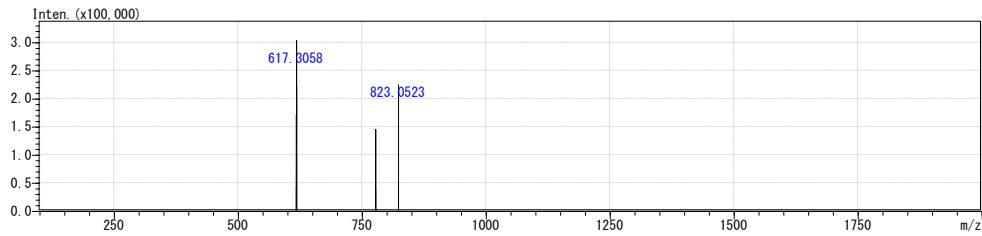
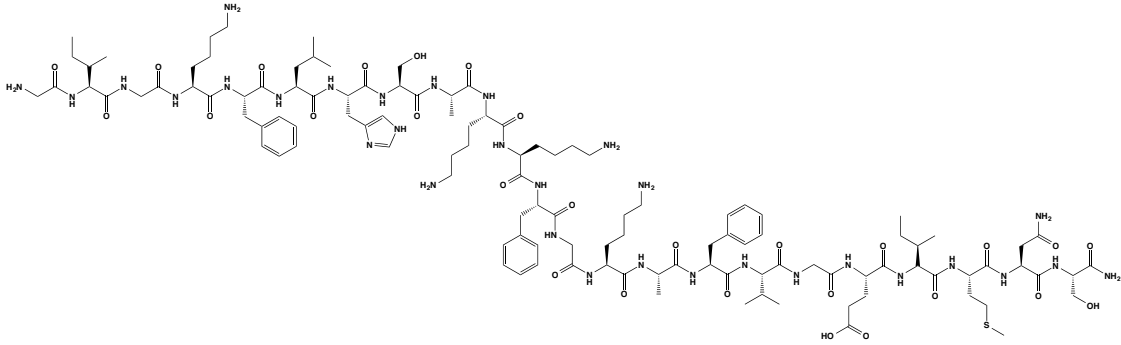
Corresponding author: Tel: +81-44-270-6578, E-mail: kikuchi@nihs.go.jp (Y. Kikuchi),

miki-naito@nihs.go.jp (M. Naito), demizu@nihs.go.jp (Y. Demizu)

## HPLC data of the synthesized peptides

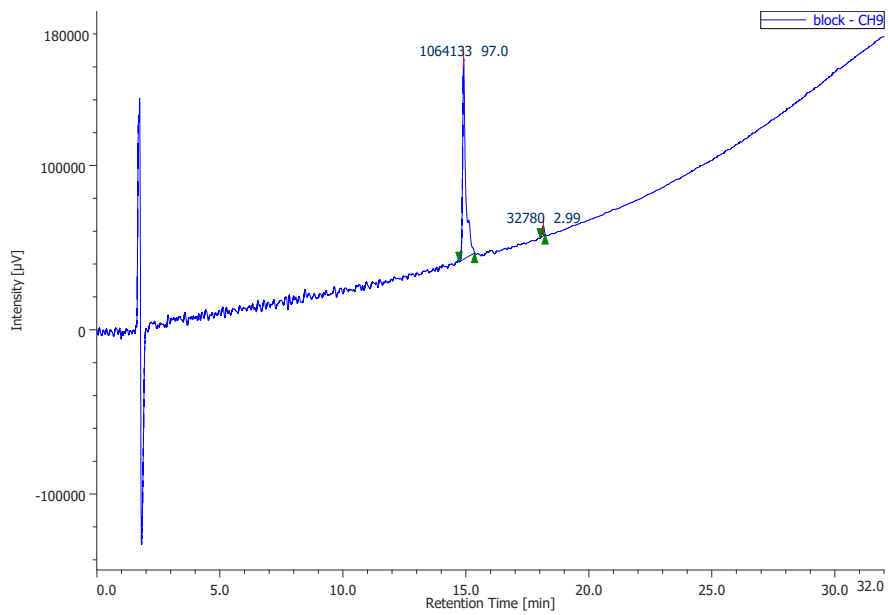
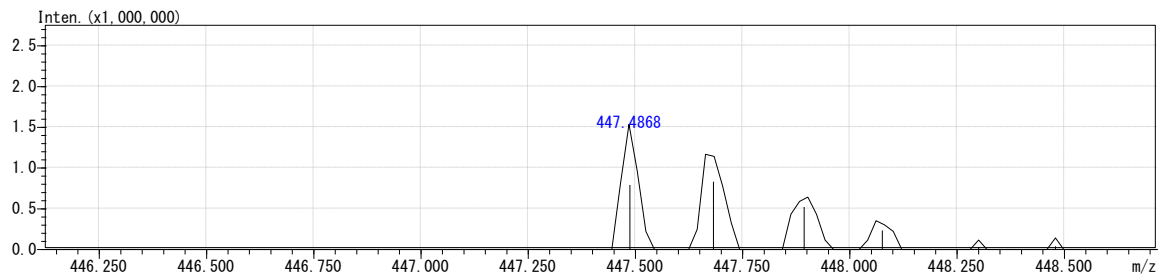
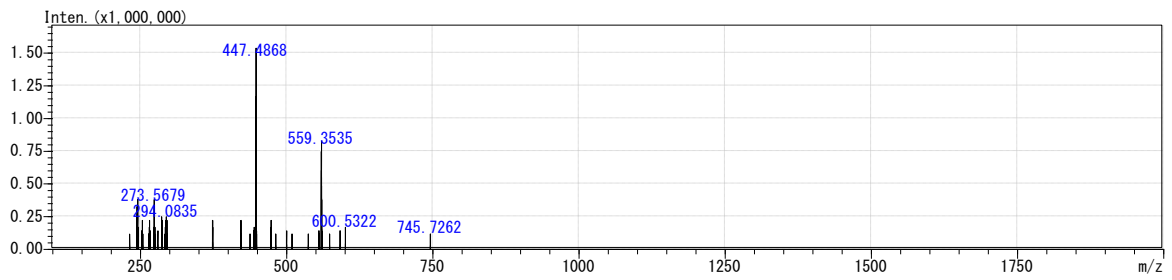
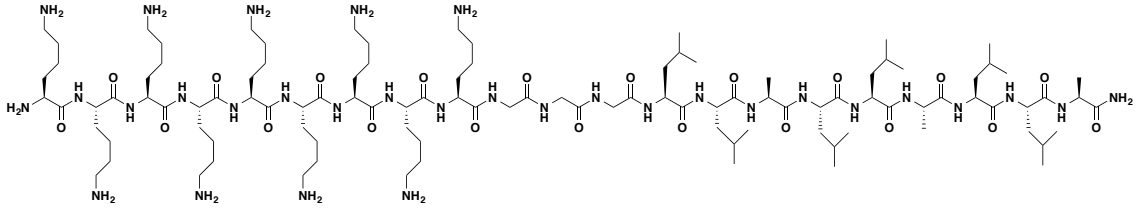
### Magainin2 (Mag2)

HRMS (ESI<sup>+</sup>) calcd for C<sub>114</sub>H<sub>181</sub>N<sub>31</sub> O<sub>28</sub>S[M+4H]<sup>4+</sup>: 616.4878; found: 617.2649.



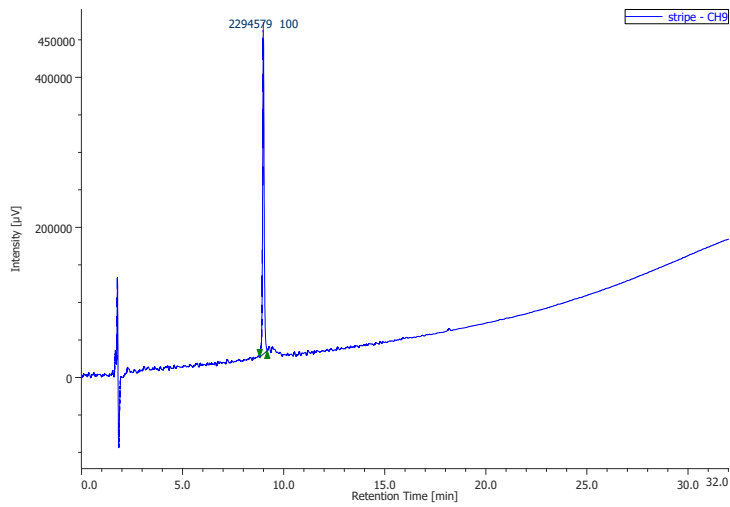
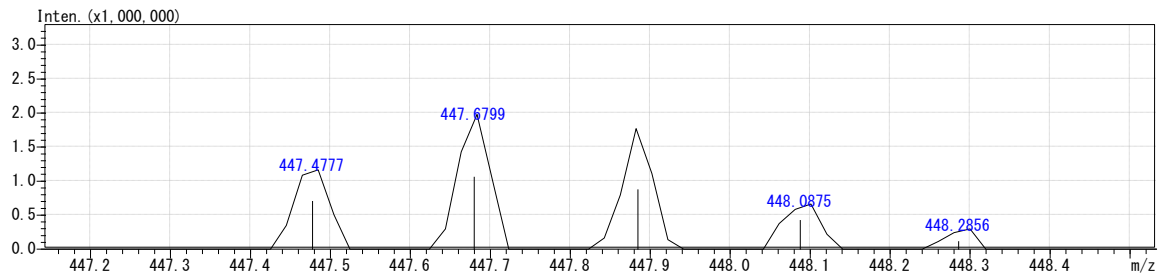
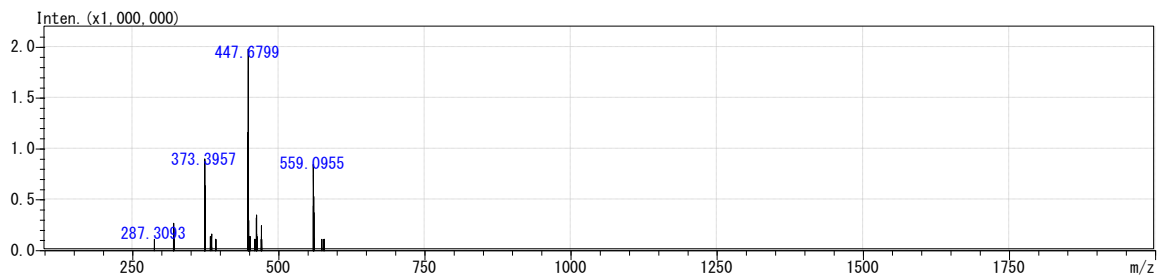
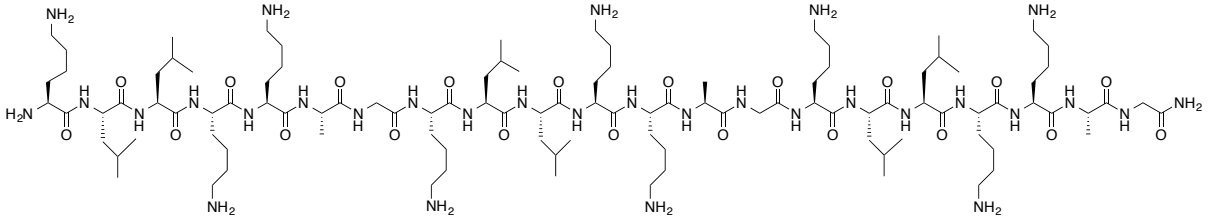
## Block

HRMS (ESI<sup>+</sup>) calcd for C<sub>105</sub>H<sub>201</sub>N<sub>31</sub>O<sub>21</sub> [M+5H]<sup>5+</sup>: 446.782; found: 447.4868.



## Stripe

HRMS (ESI<sup>+</sup>) calcd for C<sub>105</sub>H<sub>201</sub>N<sub>31</sub>O<sub>21</sub> [M+5H]<sup>5+</sup>: 446.782; found: 447.6799.



## Random

HRMS (ESI<sup>+</sup>) calcd for C<sub>105</sub>H<sub>201</sub>N<sub>31</sub>O<sub>21</sub> [M+1H]<sup>5+</sup>: 446.782; found: 447.6768.

