

Supplemental Figures

AGP Report

Name _____

MRN _____

GLUCOSE STATISTICS AND TARGETS

27 Feb 2019 - 11 Mar 2019	13 days
% Time CGM is Active	99.9%
Average Glucose	173 mg/dL
Glucose Management Indicator (GMI)	7.6%
Glucose Variability	49.5%

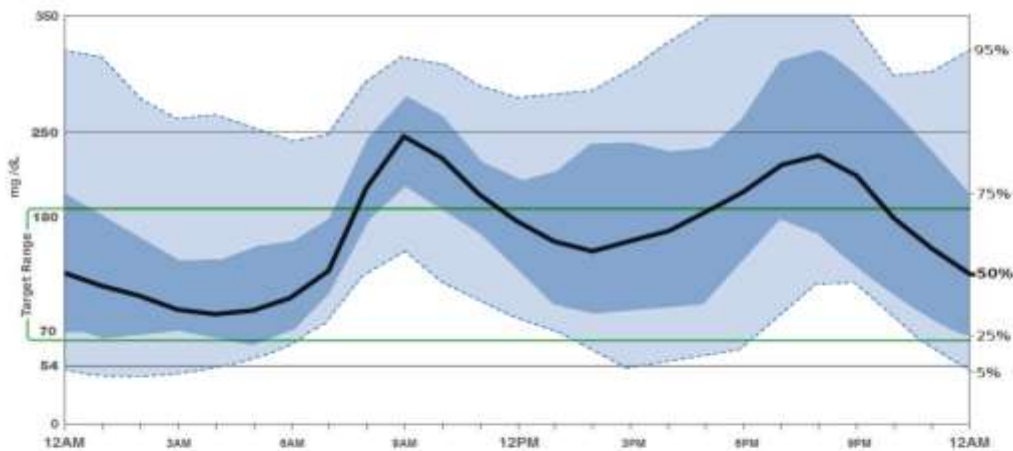
Defined as percent coefficient of variation (%CV); target $\leq 36\%$

TIME IN RANGES

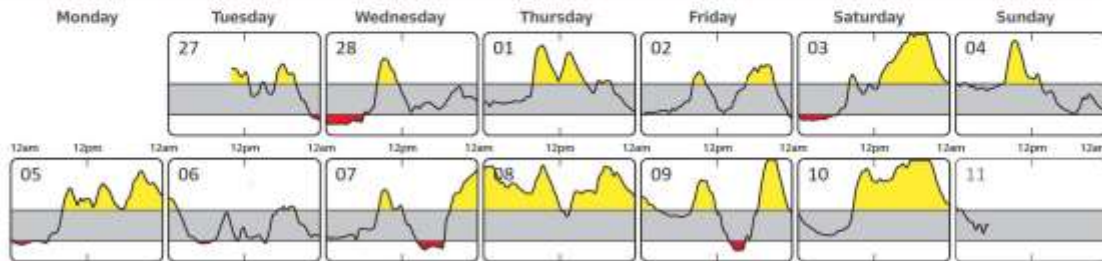


AMBULATORY GLUCOSE PROFILE (AGP)

AGP is a summary of glucose values from the report period, with median (50%) and other percentiles shown as if occurring in a single day.



DAILY GLUCOSE PROFILES



Each daily profile represents a midnight to midnight period.

© 2019 International Diabetes Center at Fairview

capturAGP®

Figure 1S. Ambulatory Glucose Profile

Supplemental Figures

Medtronic

CareLink™ Personal

Welcome to the CareLink™ Personal Therapy Management Software for Diabetes. This Web-based system is designed to help you take information from all of your diabetes management tools – your insulin pump, continuous glucose monitor, blood glucose meter(s), and logbook – and organize it into easy-to-read charts, graphs and tables. These reports can help you and your healthcare provider discover trends and other information that can lead to improved therapy management for greater control.

Features of the CareLink Personal Software:

- **Personal treatment reports with the information you need**
- **Getting Started Guide**

NEW way to upload without Java!

See an overview at MedtronicDiabetes.com/CareLink-Info with guides and videos to help you with 1) install and 2) uploads. For further assistance, see the support page at MedtronicDiabetes.com/Customer-Support/CareLink-Personal.

[Change country/language](#)

Now everything is at your fingertips. Start today.

Sign Up Now

Already a member? Sign In Here:

Username

Password

Sign In [Forgot your password?](#)

Other Resources:

- [What You Need to Get Started](#)
- [How to Set Up Your Account](#)
- [myLearning Instructional Video](#)

Figure 2S. CareLink Personal Log-In Interface

Medtronic

CareLink™ Personal

[My Info](#) [Preferences](#) [Help](#) [Log-Off](#)

Home **Reports** **CareLink Connect**

1. Select period: **2 weeks** 1 month 3 months Custom

09/08/2018 – 09/21/2018

2. Select reports: Total = 0 report(s) **Generate Reports**

Bundles

- Bundled reports for my progress and trends**
(more details...)
I would like to know the patterns of my glucose control. I want to see average glucose and total insulin used per day. **+** Add to list
- Bundled reports for mealtime glucose levels**
(more details...)
I would like to track my meal bolus, glucose level after I eat, and amount of food I am eating. **+** Add to list
- Bundled reports for causes of highs and lows**
(more details...)
I would like to know the relationship between activities or events and glucose levels on a day by day basis. **+** Add to list
- Bundled reports for pump and no sensor**
(more details...)
+ Add to list

Figure 3S. CareLink Personal Report Download Interface

Supplemental Figures

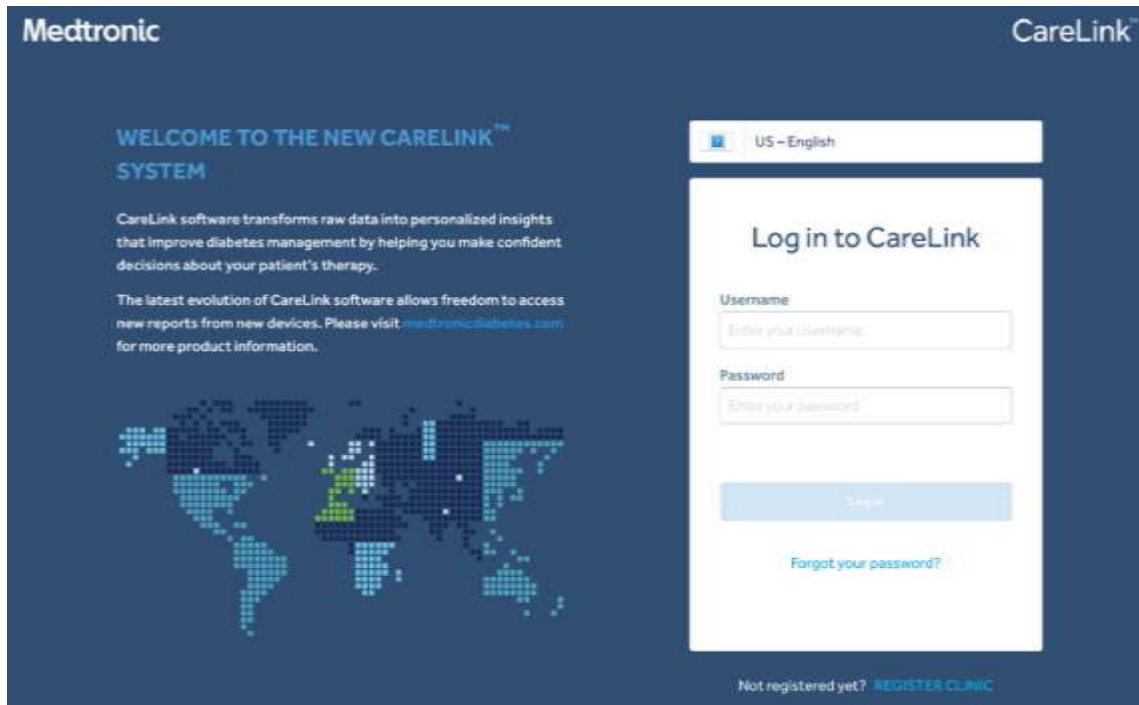


Figure 4S. CareLink Professional Log-In Interface

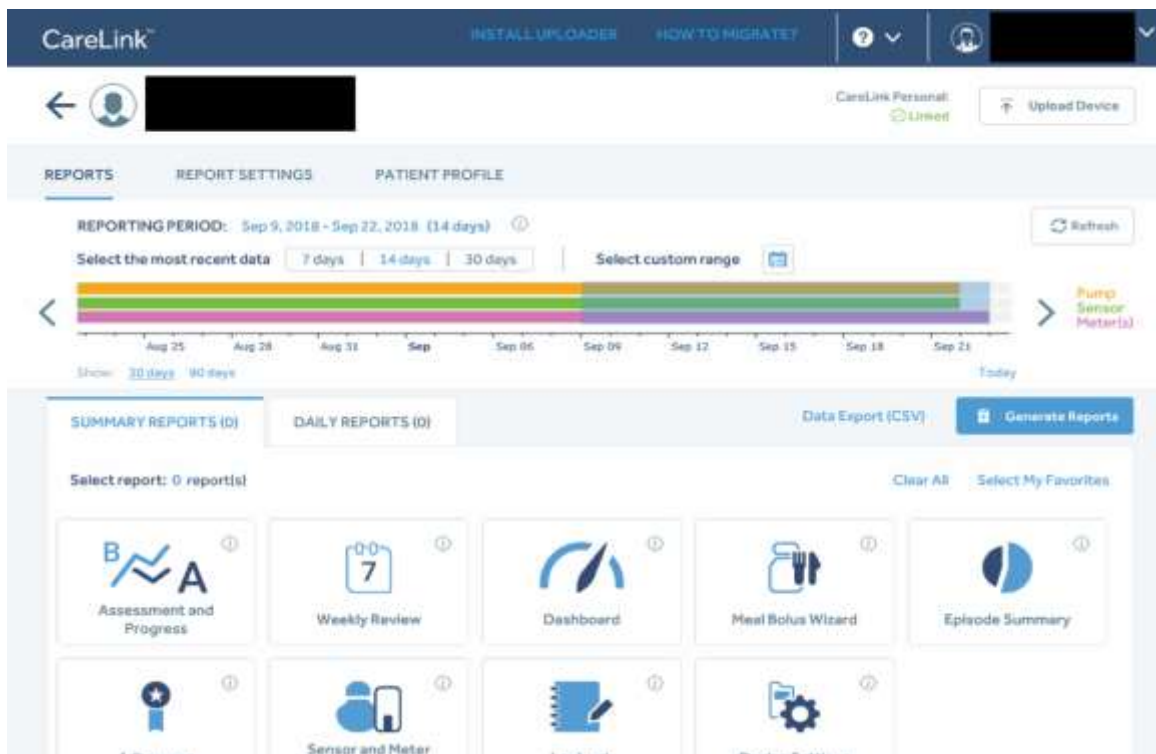


Figure 5S. CareLink Professional Report Download Interface

Supplemental Figures

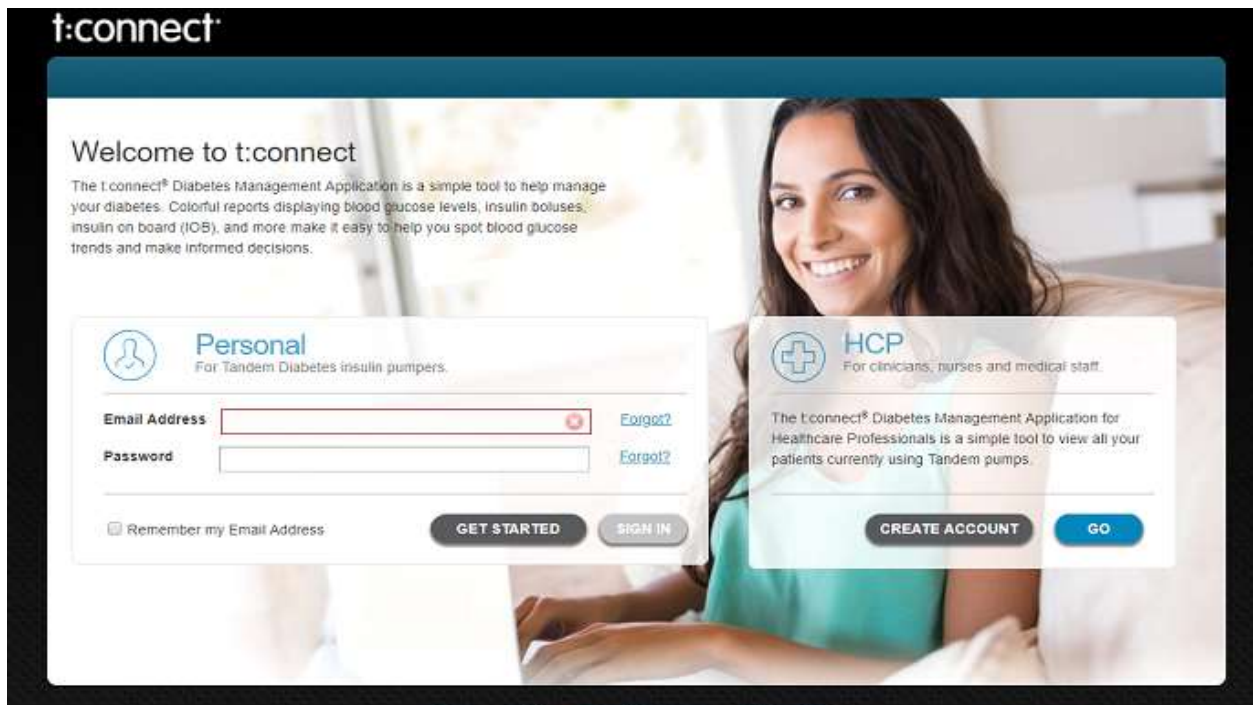


Figure 2S: t:connect Log-In Interface

Figure 6S. t:connect Log-In Interface