

b

NM Zygote vs 8-cell

5IU Zygote vs 8-cell

10IU Zygote vs 8-cell

High in Zygote

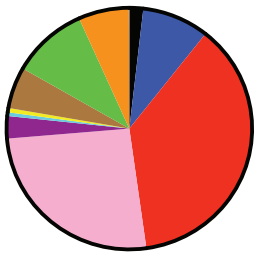
High in 8-cell

High in Zygote

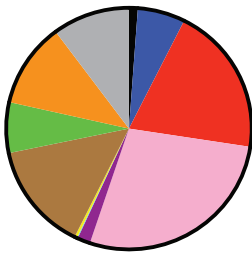
High in 8-cell

High in Zygote

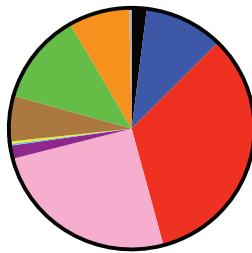
High in 8-cell



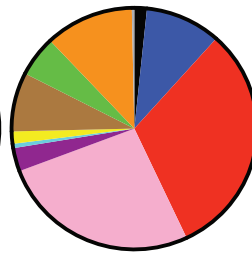
Total=7286



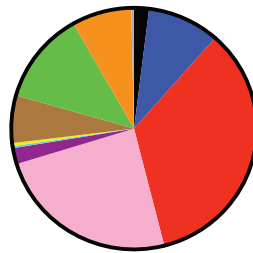
Total=3702



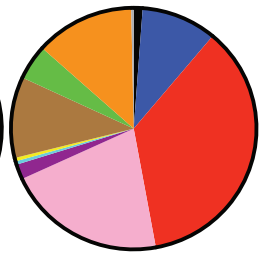
Total=43846



Total=1214



Total=18546



Total=1539

Zygote NM vs 5IU

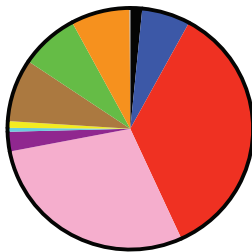
Zygote NM vs 10IU

High in NM

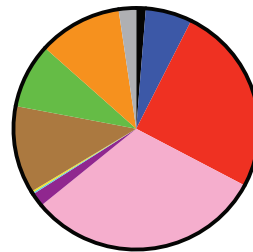
High in 5IU

High in NM

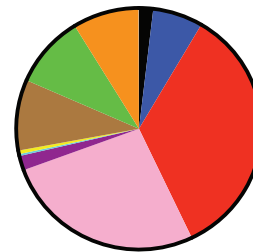
High in 10IU



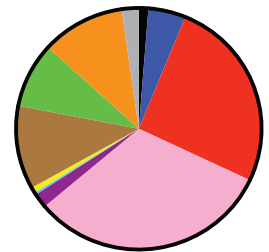
Total=7744



Total=10885



Total=8847



Total=6525

8-cell NM vs 5IU

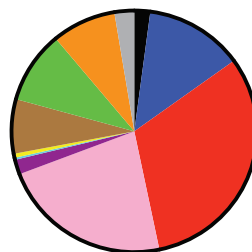
8-cell NM vs 10IU

High in NM

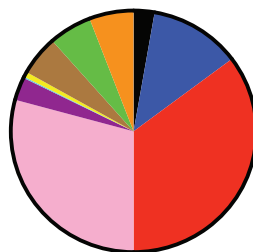
High in 5IU

High in NM

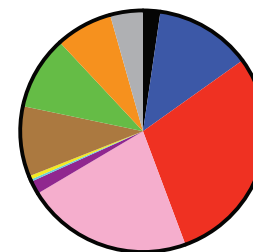
High in 10IU



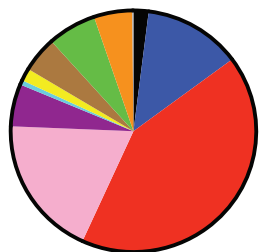
Total=9467



Total=582



Total=7034



Total=653