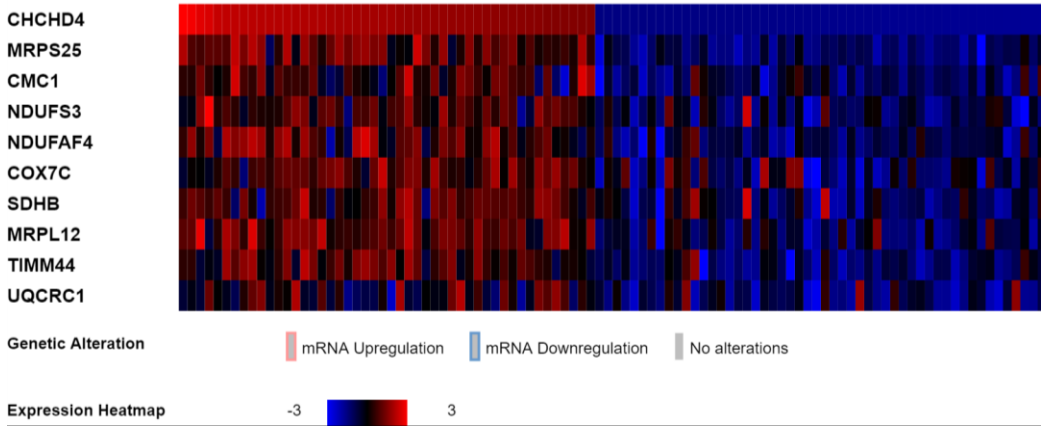
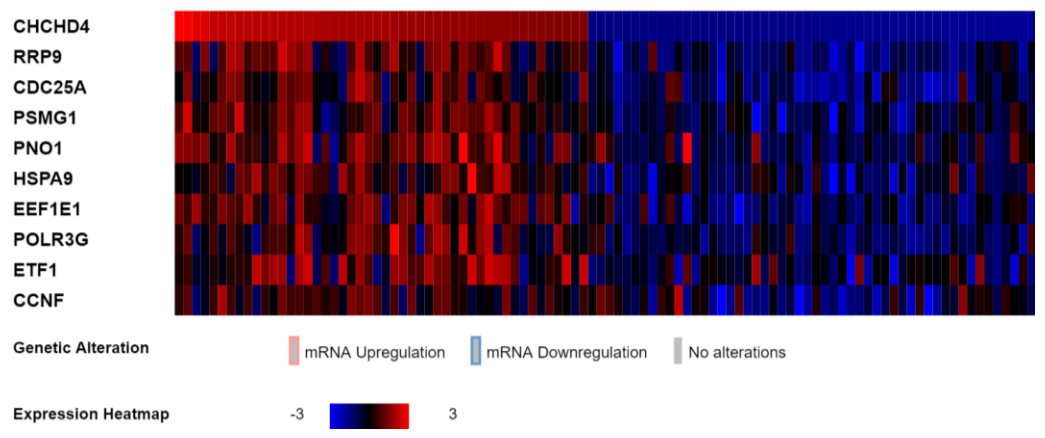


a



b



c

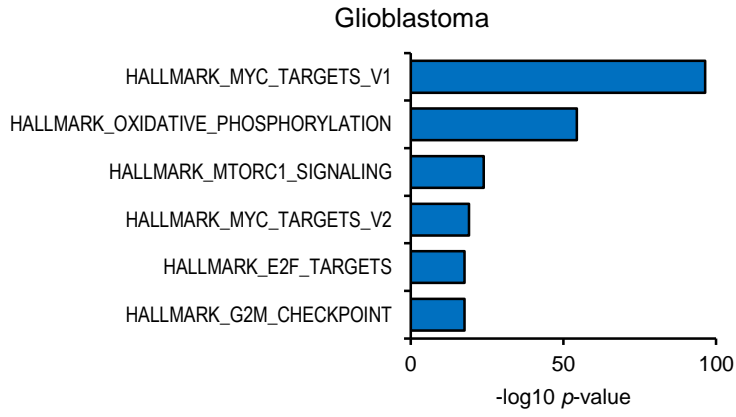


Figure S1. *CHCHD4* expression positively correlates with OXPPOS and proliferative pathways in tumours. **a** Heatmap of selected genes from HALLMARK_OXIDATIVE_PHOSPHORYLATION gene set (Broad Institute) that are positively correlated with *CHCHD4* expression in Novartis/Broad Institute Cancer Cell Line Encyclopedia RNASeq data. $n = 967$ cell lines. **b** Heatmap of selected genes from HALLMARK_MTORC1_SIGNALLING gene set (Broad Institute) that are positively correlated with *CHCHD4* expression in Novartis/Broad Institute Cancer Cell Line Encyclopedia RNASeq data. $n = 967$ cell lines. **c** Chart shows GSEA of genes positively correlated with *CHCHD4* expression in glioblastoma patient tumours.