

Supporting Information

Biomimetic Synthesis of Polydopamine Coated ZnFe₂O₄ Composites as Anode Materials for Lithium-Ion Batteries

Hongyun Yue^{†,‡,§}, Ting Du^{†,§}, Qiuxian Wang^{‡,§}, Zhenpu Shi^{†,§}, Hongyu Dong^{†,‡,§},
Zhaoxia Cao^{†,‡,§}, Yun Qiao^{†,‡,§}, Yanhong Yin^{†,‡,§}, Ruimin Xing^{†*} and Shuting
Yang^{†,‡,§*}

*†School of Chemistry and Chemical Engineering, Henan Normal University,
Xinxiang, Henan 453007, P. R. China.*

*‡Henan Key Laboratory of Polyoxometalate Chemistry, Institute of Molecular and
Crystal Engineering, College of Chemistry and Chemical Engineering, Henan
University, Kaifeng, P. R. China.*

*‡Henan Battery Research Institute, Collaborative Innovation Center of Henan
Province for Motive Power and Key Materials, Xinxiang, 453007, P. R. China*

*§National and Local Joint Engineering Laboratory of Motive Power and Key
Materials, Xinxiang, Henan 453007, P. R. China.*

Figures:

Figure S1 XRD patterns of ZFDA2, ZFDA3, and ZFDA4.

Figure S2 FESEM images of ZFDA2 (a and b), ZFDA3 (c and d) and ZFDA4 (e and f).

Figure S3 Cycling performances of ZFDA2, ZFDA3, and ZFDA4 electrodes at the current density of 1 A g^{-1} (a) and rate capability of ZFDA2, ZFDA3, and ZFDA4 electrodes (b).

Figure S1.

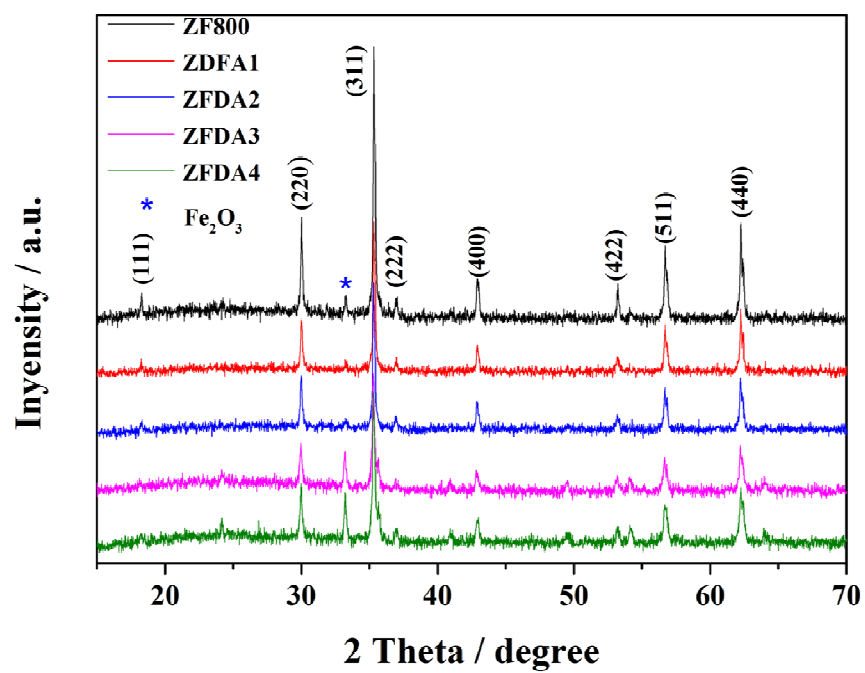


Figure S1 XRD patterns of ZFDA2, ZFDA3, and ZFDA4.

Figure S2.




Figure S2 FESEM images of ZFDA2 (a and b), ZFDA3 (c and d) and ZFDA4 (e and f).

Figure S3.

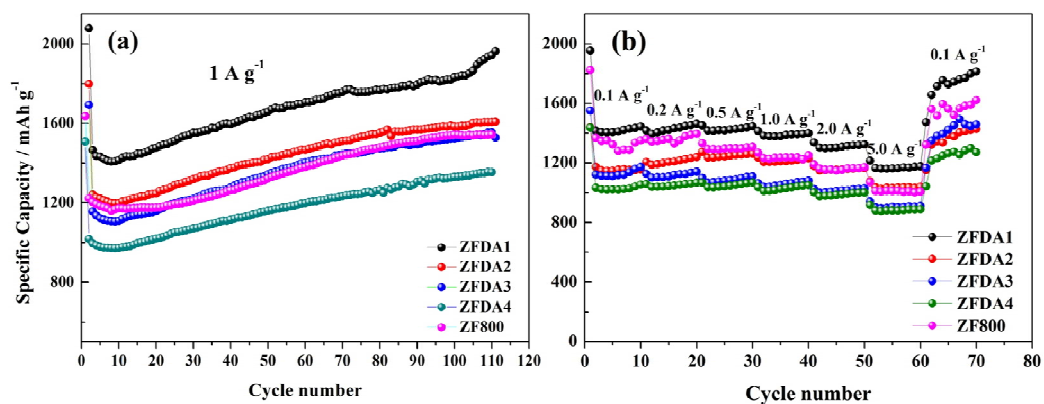


Figure S3 Cycling performances of ZFDA2, ZFDA3, and ZFDA4 electrodes at the current density of 1 A g⁻¹ (a) and rate capability of ZFDA2, ZFDA3, and ZFDA4 electrodes (b).