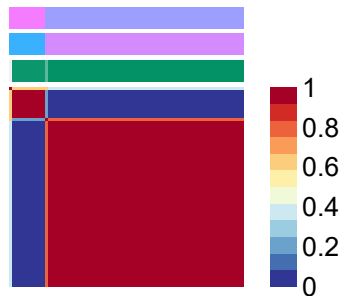


rank = 2



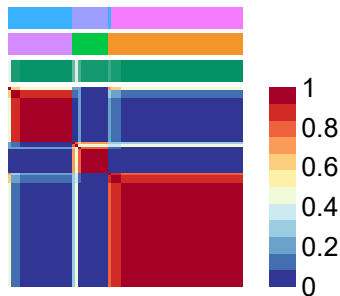
basis

- 1
- 2

consensus

- 1
- 2

rank = 3



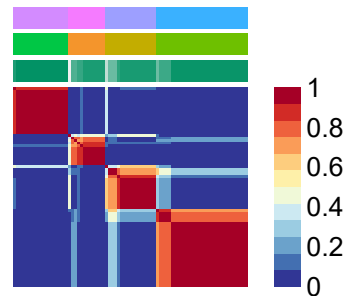
basis

- 1
- 2
- 3

consensus

- 1
- 2
- 3

rank = 4



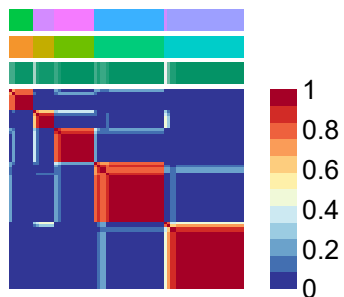
basis

- 1
- 2
- 3
- 4

consensus

- 1
- 2
- 3
- 4

rank = 5



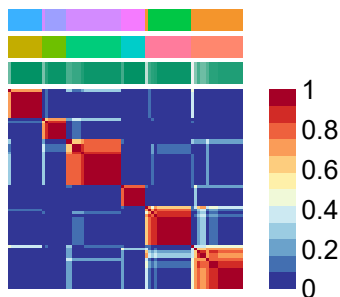
silhouette

- 1
- 0.33

basis

- 1
- 2
- 3
- 4
- 5

rank = 6



silhouette

- 0.99
- 0.01

basis

- 1
- 2
- 3
- 4
- 5
- 6

silhouette

- 0.99
- 0.06

Figure S1 Clustering of 77 MSI-H CRCs in GSE39582 by NMF. Correlation matrix heatmaps correspond to rank 2 to 6.