

# Supporting Information

## **Dual Stimuli-Responsive Block Copolymers for Controlled Release Triggered by Upconversion Luminescence or Temperature Variation**

Yueh-Chi Chung,<sup>a</sup> Chien-Hsin Yang,<sup>a</sup> Rong-Ho Lee,<sup>b</sup> and Tzong-Liu Wang\*<sup>a</sup>

<sup>a</sup>Department of Chemical and Materials Engineering, National University of  
Kaohsiung, Kaohsiung 811, Taiwan, Republic of China

<sup>b</sup>Department of Chemical Engineering, National Chung Hsing University, Taichung  
402, Taiwan, Republic of China

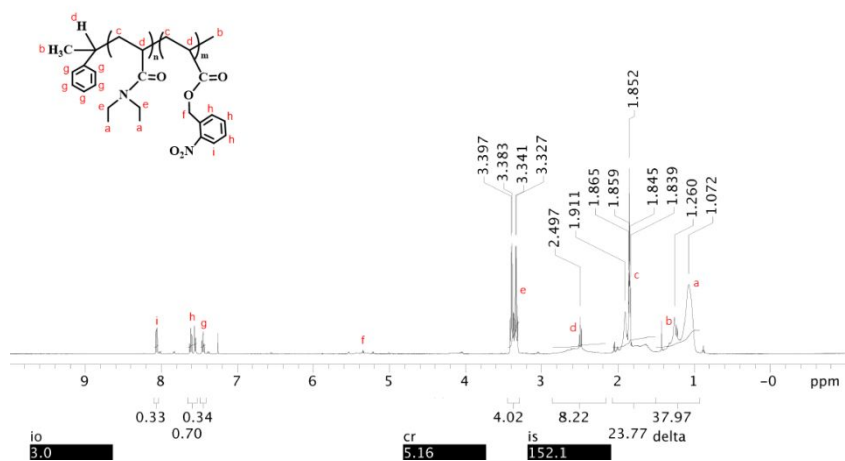


Figure S1. <sup>1</sup>H NMR (600MHz) spectrum of PDEAAm-*b*-PNBA.

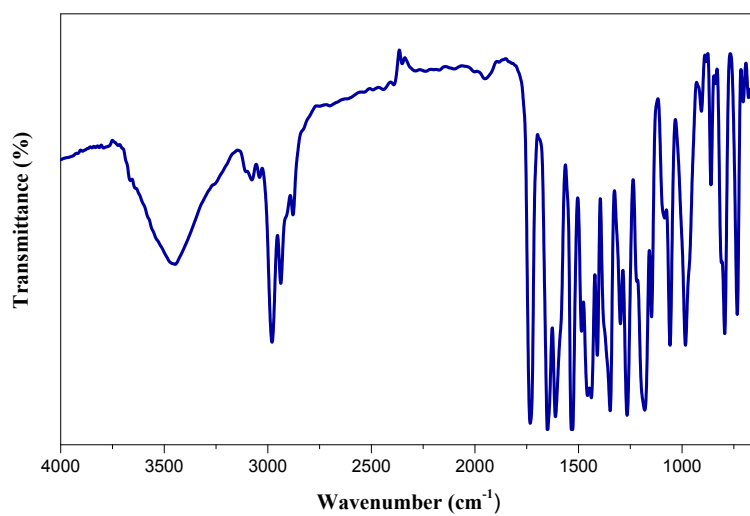
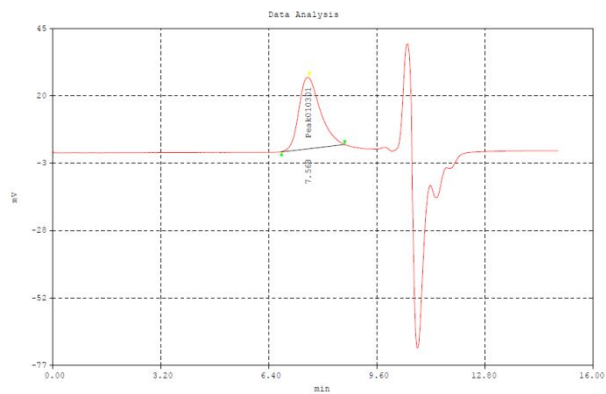


Figure S2. IR spectrum of PDEAAm-*b*-PNBA.



Analysis Result

#	Peak	Mn	Mp	Mw	Mz	Mz+1	Mv	PD	IV
1	Peak010301	10959	14656	14035	17312	20760	N/A	1.28062	N/A

Figure S3. GPC curve and data of PDEAAm-*b*-PNBA.

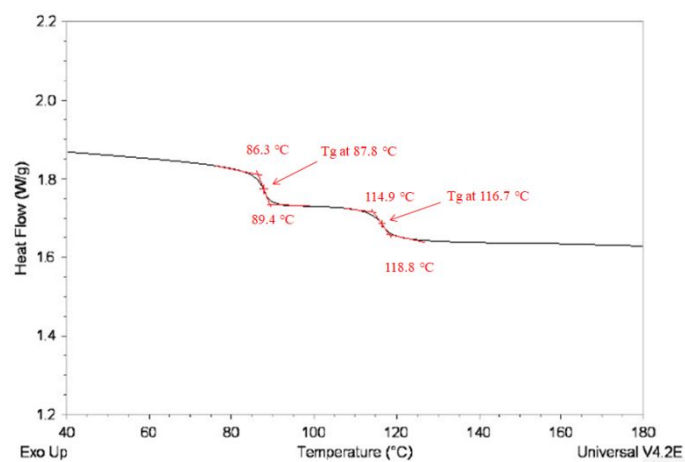


Figure S4. DSC thermogram of the block copolymer PDEAAm-*b*-PNBA.




Figure S5. High-resolution TEM images of the UCNP-loaded BCP micelles.

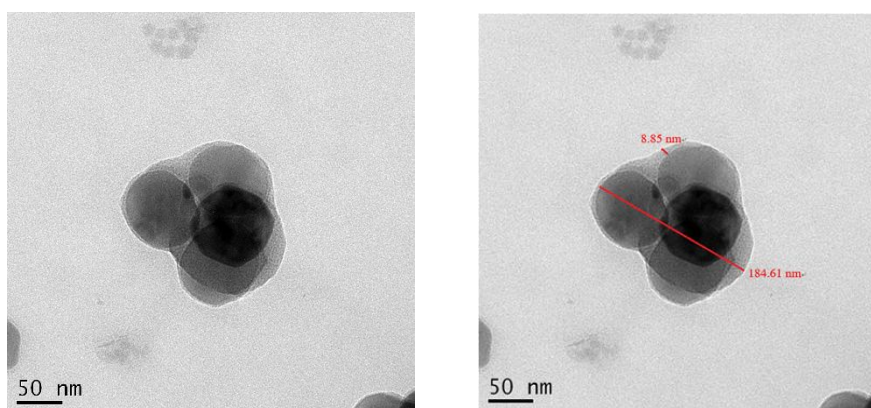


Figure S6. High-resolution TEM images of the UCNP and NR co-loaded BCP micelles.