

Multimedia Appendix 3. Screenshots third prototype.

Schild S et al: A Digital Cognitive Aid for Anesthesia to Support Intraoperative Crisis Management: Results of the User-Centered Design Process

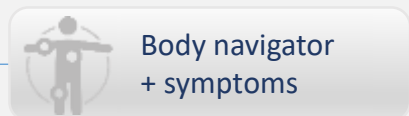

## Multimedia Appendix 3 – Screenshots third prototype



Keyword search 

**Search by:**

Patient type



“Logo”

Please select a search option on the left.



mh 

**Search by:**

Patient type



Infant



Adult



Parturient



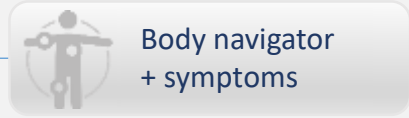
Resuscitation



Alphabetical search




ABCDE approach



Body navigator + symptoms

**Search results for “mh”**

-  [Malignant Hyperthermia](#)
- [further search result](#)
- ...
- ...
- ...





Keyword search 

**Search by:**

Patient type



Infant




Adult



Parturient



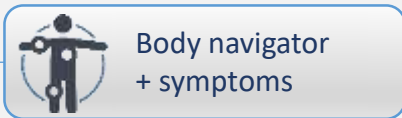
Resuscitation



Alphabetical search




ABCDE approach



Body navigator + symptoms

**Alphabetical search**



-  [Hypoxia \(symptom\)](#)
- [H – further search result](#)
- ...
- ...
- ...





Keyword search



### Search by:

#### Patient type



Infant



Adult



Parturient



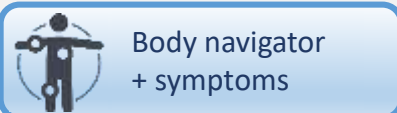
Resuscitation



Alphabetical search

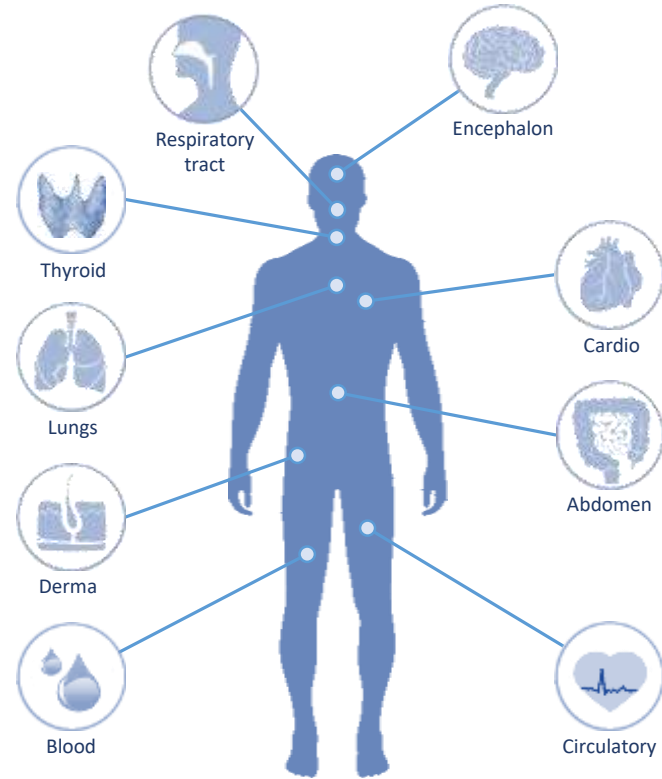


ABCDE approach



Body navigator + symptoms

### Body navigator + symptoms





Weight



01:02

# Malignant Hyperthermia



Multimedia Appendix 3. Screenshots third prototype.

Schild S et al: A Digital Cognitive Aid for Anesthesia to Support Intraoperative Crisis Management: Results of the User-Centered Design Process

Diagnostics

Immediate actions

Therapy

Organizational matters

Additional information

- Stop any trigger >
- Increase O2 100%
- Increase fresh gas to maximum flow
- Increase respiratory minute volume >
- Call for help >
- Request Dantrolen >
- Convert anesthetic procedure to TIVA
- Inform surgeon about emergency >
- Remove anesthetic gas vapor from device >



**Symptoms during anesthesia induction**

- Masseter spasm following succinylcholine
- Generalized muscle rigor

**Symptoms during anesthesia maintenance**

- Acute increase in EtCO2
- Hypoxia
- Increased oxygen consumption
- Tachykardia
- Mixed metabolic-respiratory acidosis
- Profuse sweating
- Marmorated skin
- Hyperthermia
- Rhabdomyolysis
- Acute kidney injury
- Disseminated intravascular coagulation
- Bleeding tendency

Symptoms

Differential diagnoses





Weight



01:02

# Malignant Hyperthermia



Multimedia Appendix 3. Screenshots third prototype.

Schild S et al: A Digital Cognitive Aid for Anesthesia to Support Intraoperative Crisis Management: Results of the User-Centered Design Process

Diagnostics

Immediate actions

Therapy

Organizational matters

Additional information

- Stop any trigger >
- Increase O2 100%
- Increase fresh gas to maximum flow
- Increase respiratory minute volume >
- Call for help >
- Request Dantrolen >
- Convert anesthetic procedure to TIVA
- Inform surgeon about emergency >
- Remove anesthetic gas vapor from device >

- Succinylcholine
- Sevoflurane
- Desflurane
- Isoflurane
- Other inhalation anesthetics (except nitrous oxide)

Symptoms

Differential diagnoses





Weight



01:02

# Malignant Hyperthermia



Multimedia Appendix 3. Screenshots third prototype.

Schild S et al: A Digital Cognitive Aid for Anesthesia to Support Intraoperative Crisis Management: Results of the User-Centered Design Process

Diagnostics

Immediate actions

Therapy

Organizational matters

Additional information

- Stop any trigger >
- Increase O2 100%
- Increase fresh gas to maximum flow
- Increase respiratory minute volume >
- Call for help >
- Request Dantrolen >
- Convert anesthetic procedure to TIVA
- Inform surgeon about emergency >
- Remove anesthetic gas vapor from device >

- Succinylcholine
- Sevoflurane
- Desflurane
- Isoflurane
- Other inhalation anesthetics (except nitrous oxide)

Symptoms



Differential diagnoses







Weight



01:02

# Malignant Hyperthermia



Multimedia Appendix 3. Screenshots third prototype.

Schild S et al: A Digital Cognitive Aid for Anesthesia to Support Intraoperative Crisis Management: Results of the User-Centered Design Process

Diagnostics

Immediate actions

Therapy

Organizational matters

Additional information

Stop any trigger >

Increase O2 100%

Increase fresh gas to maximum flow

Increase respiratory minute volume >

Call for help >

Request Dantrolen >

Convert anesthetic procedure to TIVA

Inform surgeon about emergency >

Remove anesthetic gas vapor from device >



Symptoms



Differential diagnoses

