

# Supporting information

## Highly Efficient Catalytic Performances of Nitro Compounds and Morin via Self-Assembled MXene-Pd Nanocomposites Synthesized through Self-Reduction Strategy

Juanjuan Yin <sup>1,2</sup>, Lun Zhang <sup>2</sup>, Tifeng Jiao <sup>1,2,\*</sup>, Guodong Zou <sup>1</sup>, Zhenhua Bai <sup>3</sup>, Yan Chen <sup>2</sup>, Qingrui Zhang <sup>2,\*</sup>, Meirong Xia <sup>2</sup>, Qiuming Peng <sup>1</sup>

<sup>1</sup> State Key Laboratory of Metastable Materials Science and Technology, Yanshan University, Qinhuangdao 066004, China; jjy1729@163.com (J.Y.); zouguodong2015@stumail.yzu.edu.cn (G.Z.); pengqiuming@yzu.edu.cn (Q.P.)

<sup>2</sup> Hebei Key Laboratory of Applied Chemistry, School of Environmental and Chemical Engineering, Yanshan University, Qinhuangdao 066004, China; lawleit123@163.com (L.Z.); chenyan@yzu.edu.cn (Y.C.); xmr0125@126.com (M.X.);

<sup>3</sup> National Engineering Research Center for Equipment and Technology of Cold Strip Rolling, Yanshan University, 438 West Hebei Street, Qinhuangdao 066004, P. R. China; bai\_zhenhua@aliyun.com (Z.B.)

\* Correspondence: tfjiao@yzu.edu.cn (T.J.); zhangqr@yzu.edu.cn (Q.Z.); Tel.: +86-335-805-6854 (T.J.)

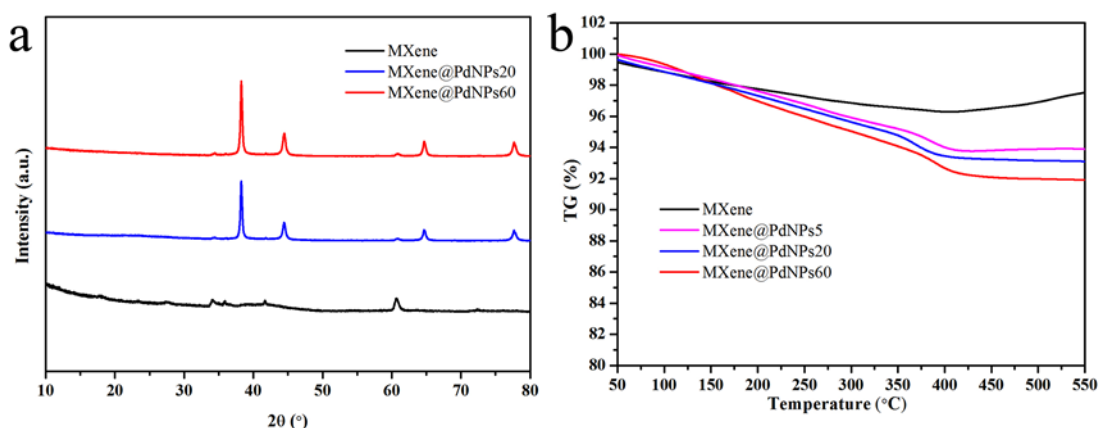
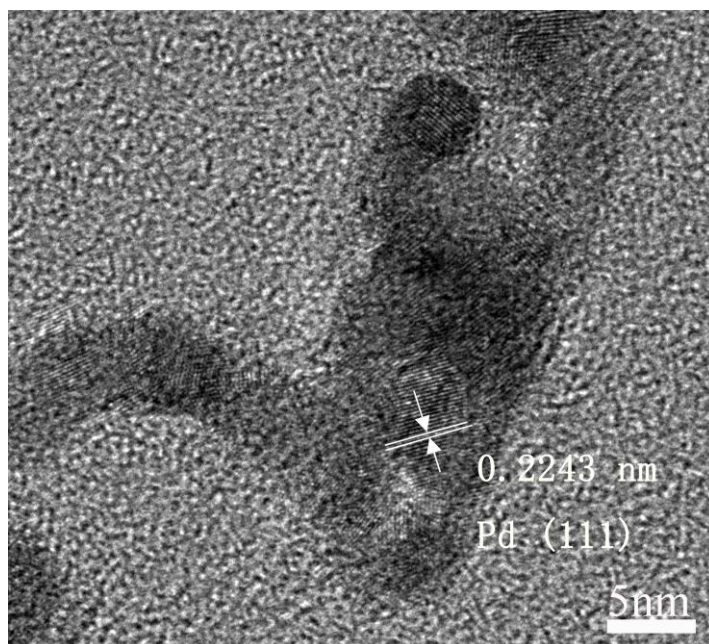
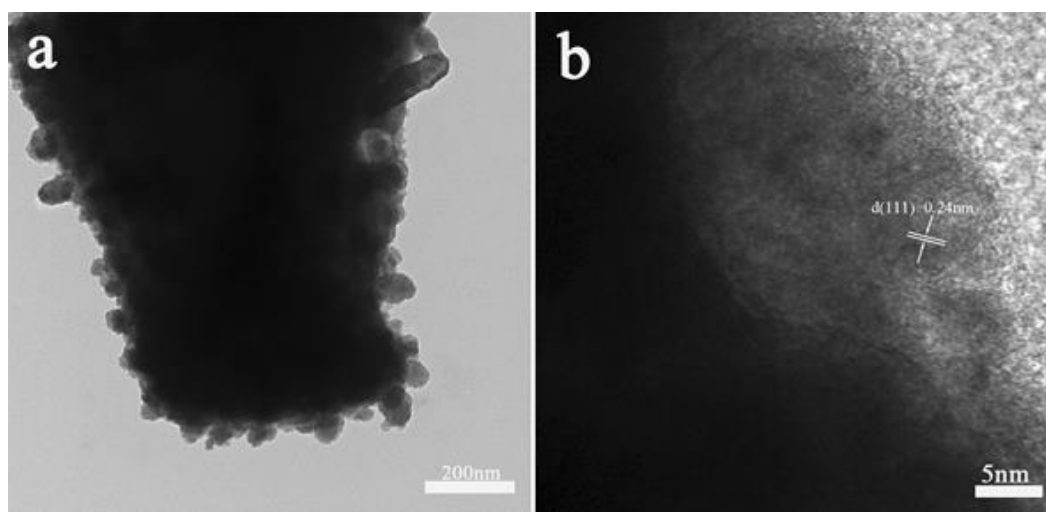


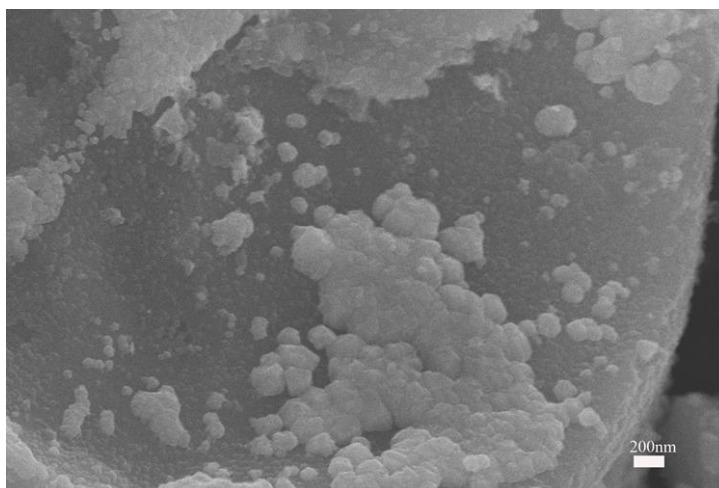
Figure S1. XRD patterns (a) and TG curves (b) of prepared MXene composites.



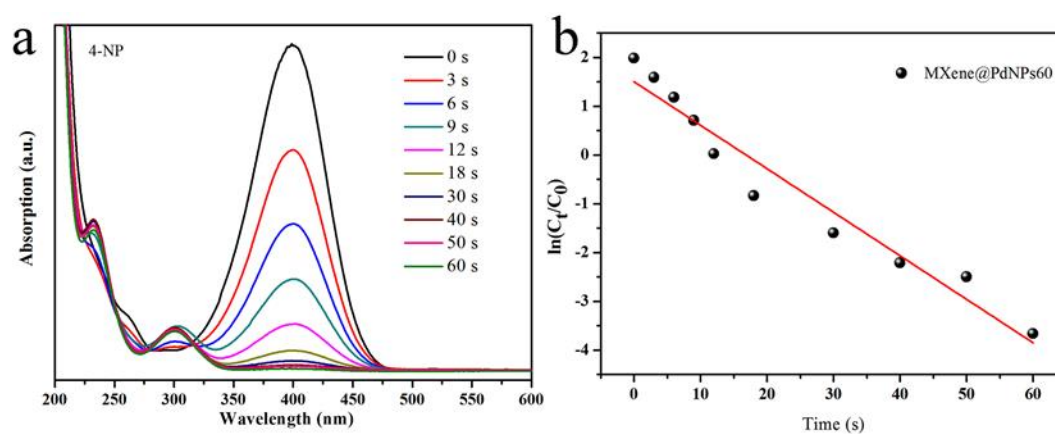
**Figure S2.** HRTEM image of the PdNPs catalyst.



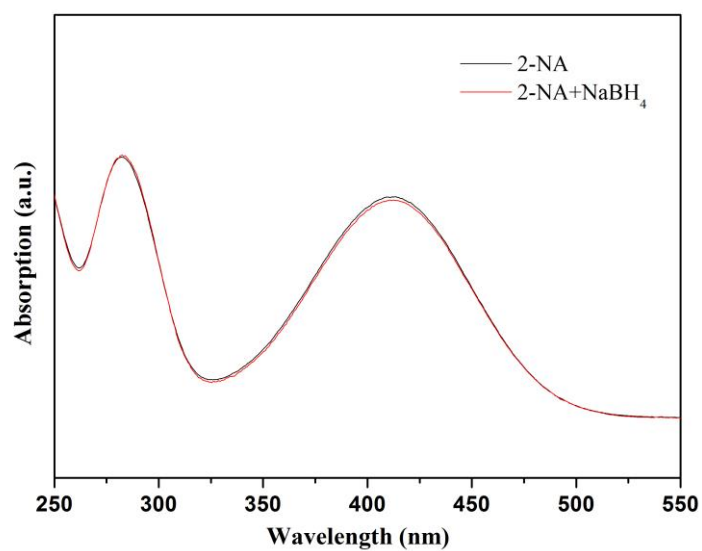
**Figure S3.** TEM image of the prepared MXene@PdNPs60 (a) and high-resolution TEM image of Pd nanoparticles (b).



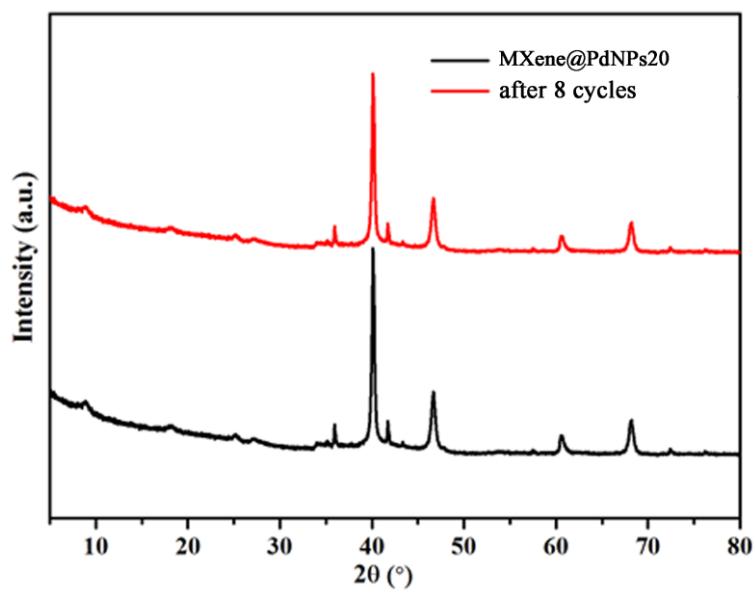
**Figure S4.** SEM image of layered MXene@PdNPs60.



**Figure S5.** Catalytic reduction of 4-NP by MXene@PdNPs60 composite material (a) and (b) represent the corresponding relationship between the catalytic time and  $\ln(C_t/C_0)$ .



**Figure S6.** UV-vis absorption curves of 2-NA before and after adding NaBH<sub>4</sub> aqueous solution.



**Figure S7.** XRD patterns of prepared MXene@PdNPs20 before and after reduction of 4-NP with 8 cycles.