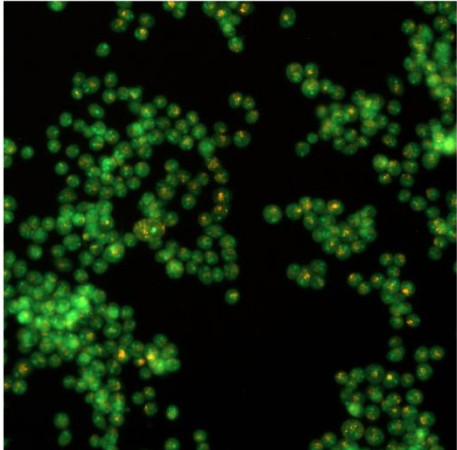
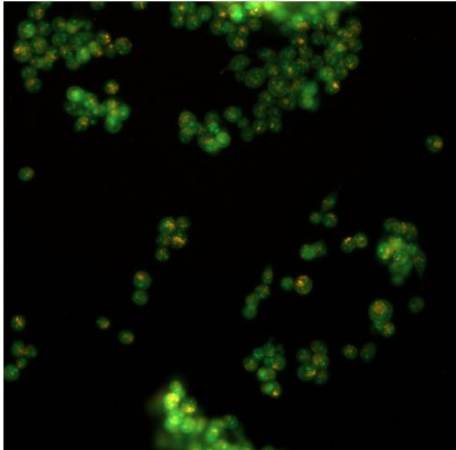


Supplementary Figure 2

A Miapaca

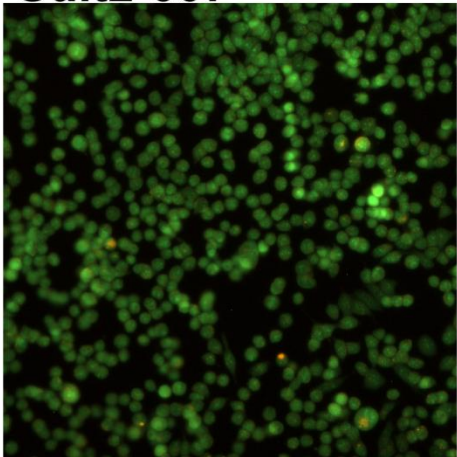


siRNA Control

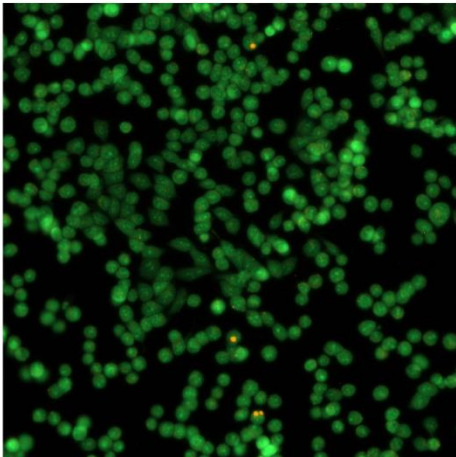


siRNA OPTN

B Suit2-007



siRNA control



siRNA OPTN

Supplementary Figure 2: Acridine orange staining of acidic vacuoles indicates the presence of autophagosomes for both, nonspecific control and OPTN-KD samples from Miapaca and Suit2-007 PDAC cells. The acidic vacuoles stained orange following exposure to acridine orange stain (excitation 488/ emission 505-530).