

Supplementary Information for:

Review

Therapeutic Perspective of Vitamin C and Its Derivatives

Andrijana Mešćić Macan^{1,*}, Tatjana Gazivoda Kraljević¹ and Silvana Raić-Malić¹

¹ 1 Department of Organic Chemistry, University of Zagreb, Faculty of Chemical Engineering and Technology, Marulićev trg 20, 10 000 Zagreb, Croatia

* Correspondence: amescic@fkit.hr; Tel.: +385-1-4597203)

Contents:

Figures S1–S7

S1–S2

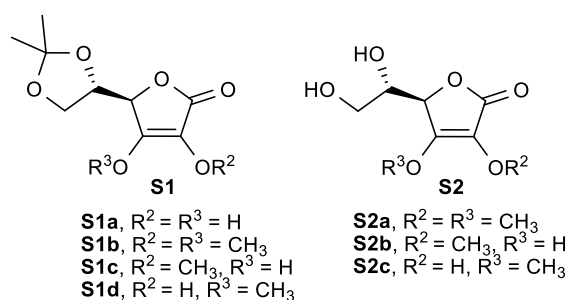


Figure S1. ASA derivatives with OH groups modified by alkyl groups.

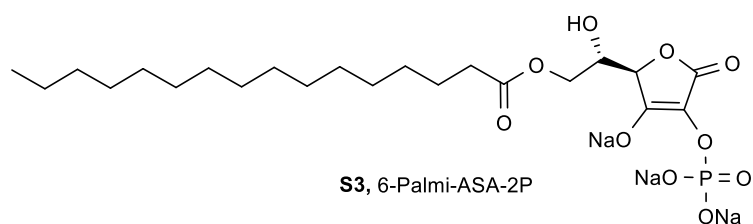


Figure S2. The 6-Palmi-ASA-2P as a ROS scavenger.

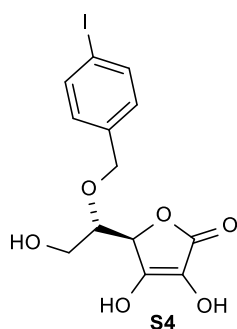


Figure S3. The 5-O-modified ASA derivative with a radical scavenging activity.

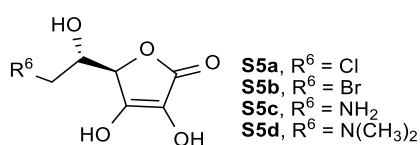


Figure S4 The C-6 substituted ASA derivatives.

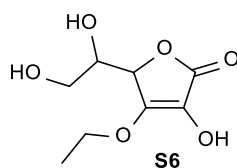
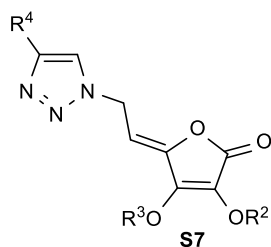


Figure S5. The structure of 3-O-ethylascorbic acid.



R² = R³ = CH₂Ph, CH₃
R⁴ = alkyl, Ph, OH-alkyl, CH₂-Ph, 4-alkyl-Ph,
pyridine-2-yl, cyclohexenyl, cyclopropyl

Figure S6. γ -(Triazolylethylidene)butenolides.

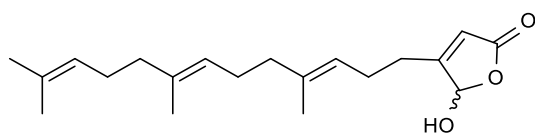


Figure S7. The butenolide diterpene isolated from the *Metaporana sericosepala*.