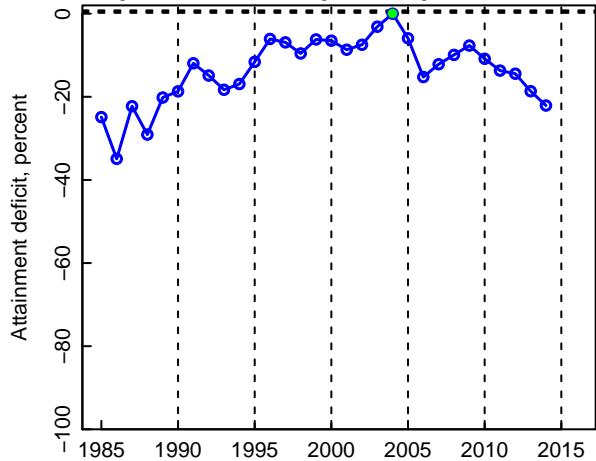


ANATF\_DC DO\_OW

30-period trend slope: 0.44 p-value: 0.18

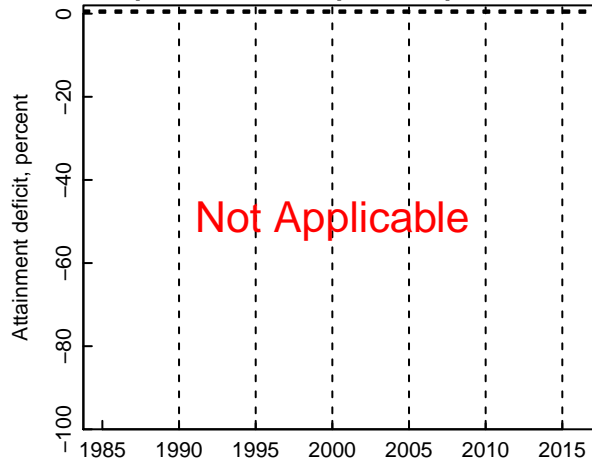
15-period trend slope: -1 p-value: 2e-05



ANATF\_DC DO\_DW

30-period trend slope: NA p-value: NA

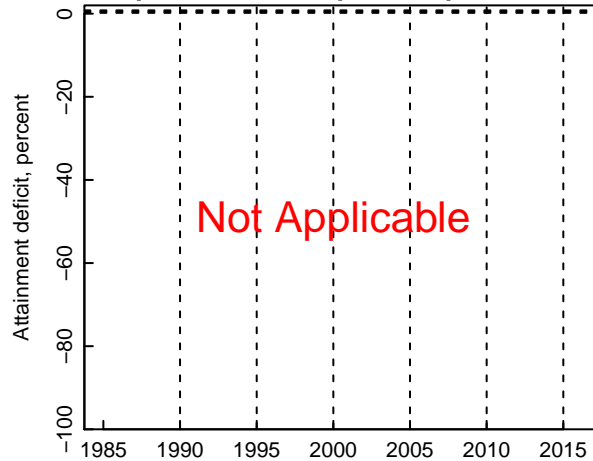
15-period trend slope: NA p-value: NA



ANATF\_DC DO\_DC

30-period trend slope: NA p-value: NA

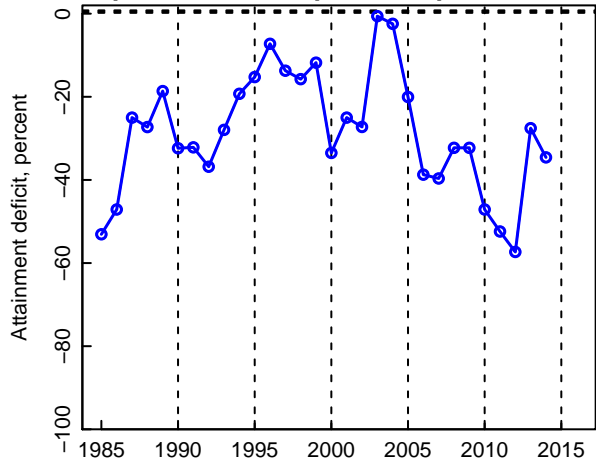
15-period trend slope: NA p-value: NA



ANATF\_MD DO\_OW

30-period trend slope: -0.35 p-value: 0.52

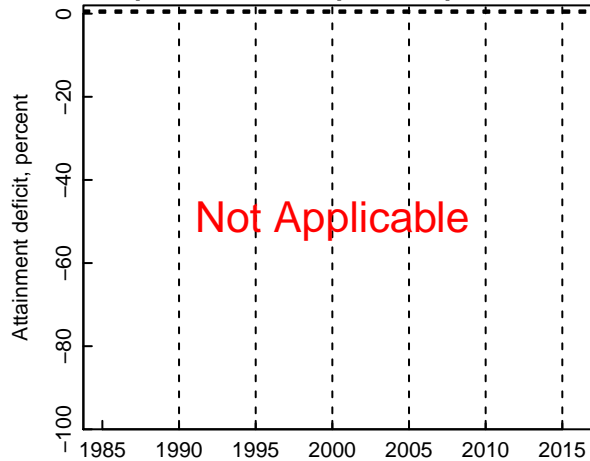
15-period trend slope: -2.5 p-value: 0.033



ANATF\_MD DO\_DW

30-period trend slope: NA p-value: NA

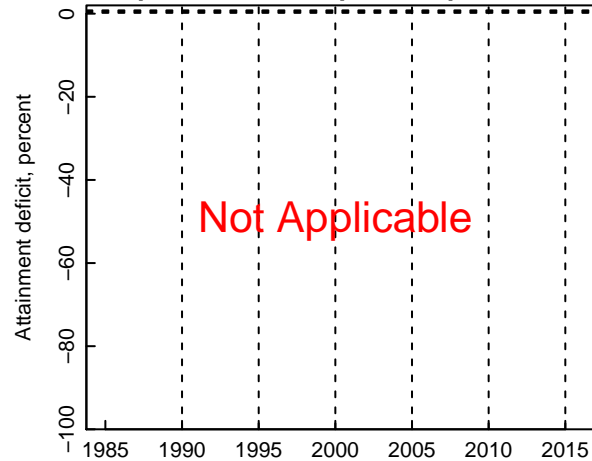
15-period trend slope: NA p-value: NA



ANATF\_MD DO\_DC

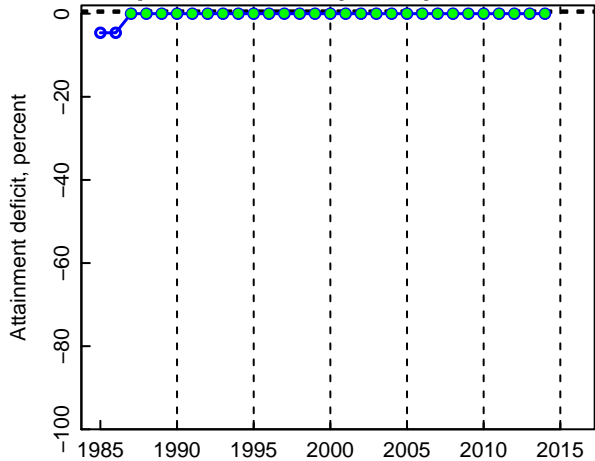
30-period trend slope: NA p-value: NA

15-period trend slope: NA p-value: NA

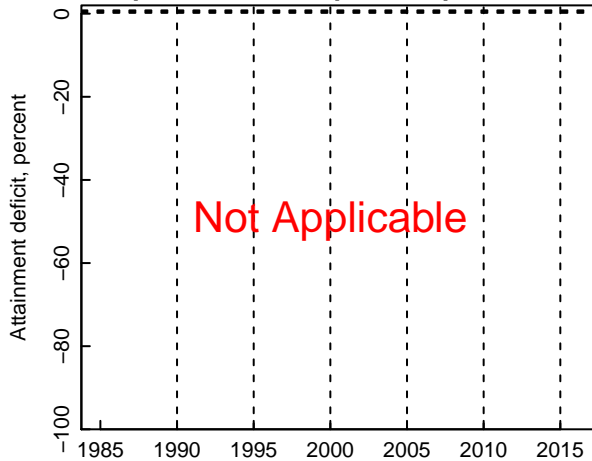


**APPTF DO\_OW**

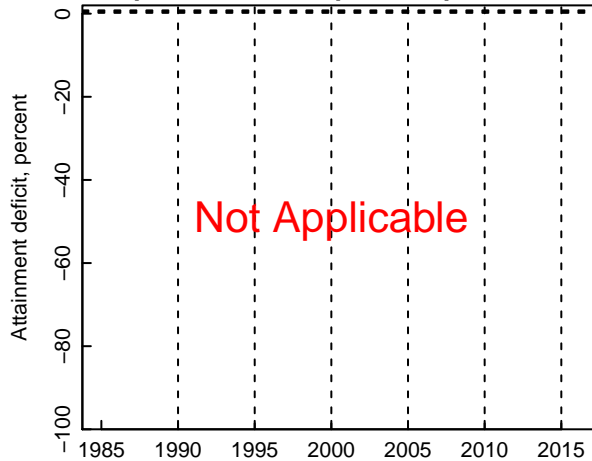
30-period trend slope: 0 p-value: 0.23  
15-period trend slope: 0 p-value: NaN

**APPTF DO\_DW**

30-period trend slope: NA p-value: NA  
15-period trend slope: NA p-value: NA

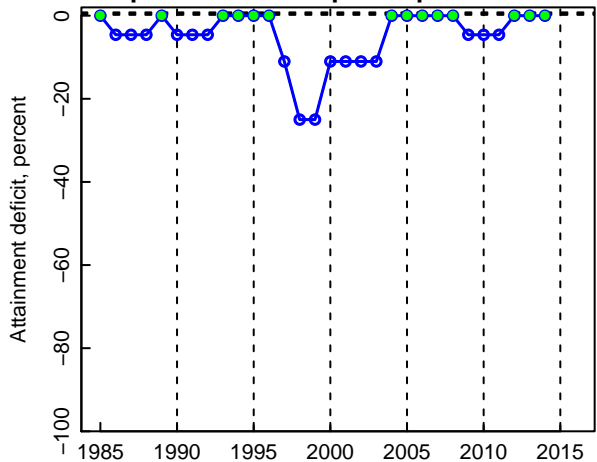
**APPTF DO\_DC**

30-period trend slope: NA p-value: NA  
15-period trend slope: NA p-value: NA

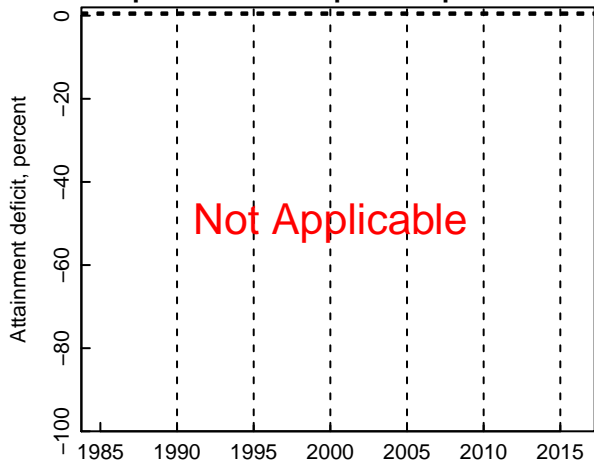


**BACOH DO\_OW**

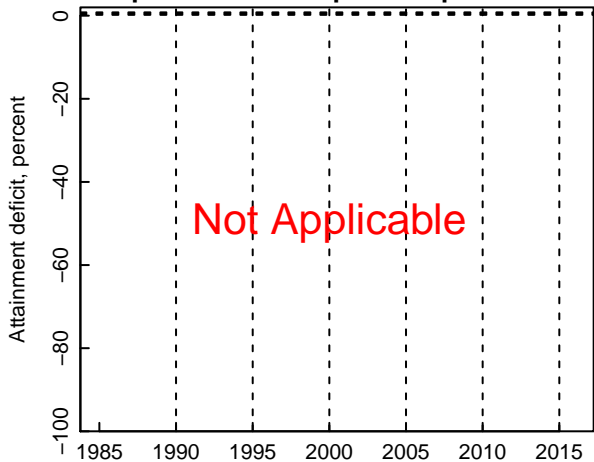
30-period trend slope: 0 p-value: 0.58  
15-period trend slope: 0 p-value: 0.042

**BACOH DO\_DW**

30-period trend slope: NA p-value: NA  
15-period trend slope: NA p-value: NA

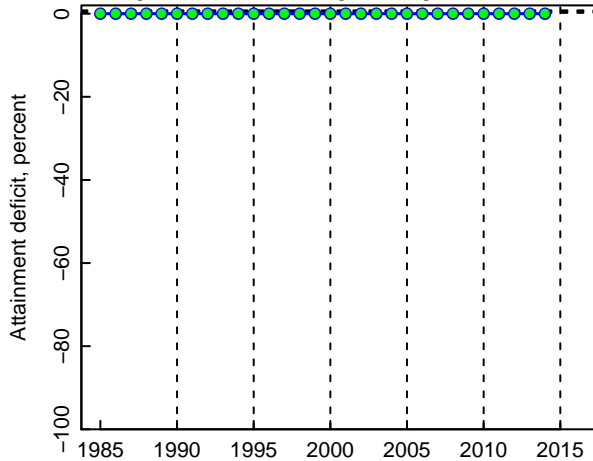
**BACOH DO\_DC**

30-period trend slope: NA p-value: NA  
15-period trend slope: NA p-value: NA

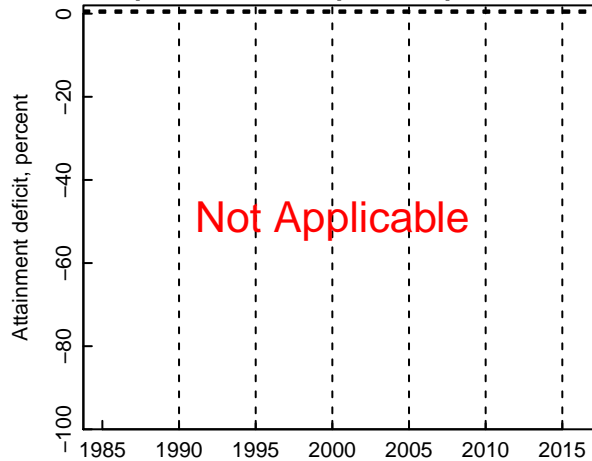


**BIGMH DO\_OW**

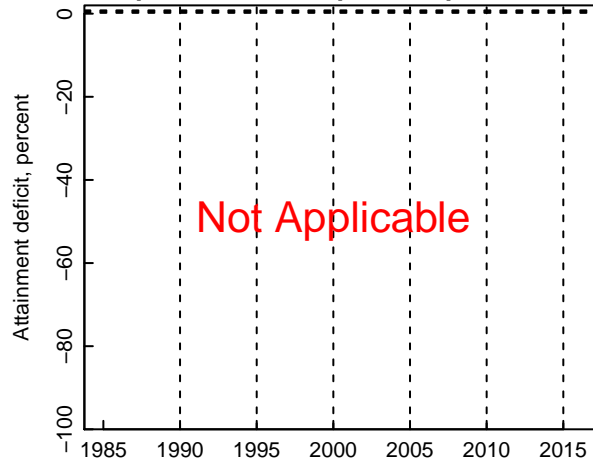
30-period trend slope: 0 p-value: NaN  
15-period trend slope: 0 p-value: NaN

**BIGMH DO\_DW**

30-period trend slope: NA p-value: NA  
15-period trend slope: NA p-value: NA

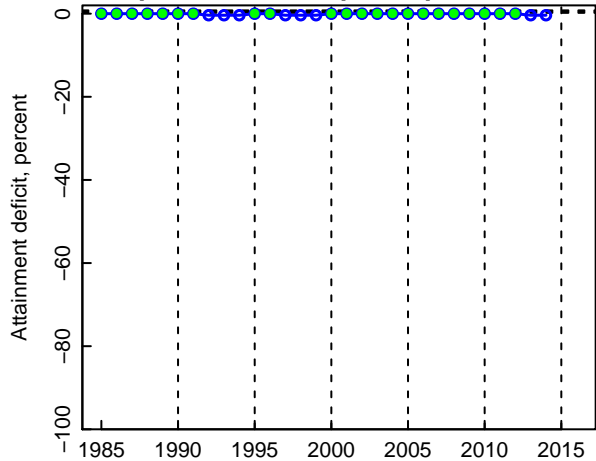
**BIGMH DO\_DC**

30-period trend slope: NA p-value: NA  
15-period trend slope: NA p-value: NA



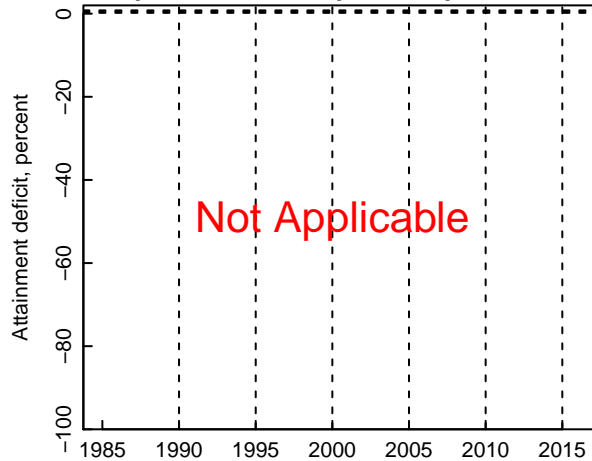
BOHOH DO\_OW

30-period trend slope: 0 p-value: 0.93  
15-period trend slope: 0 p-value: 0.12



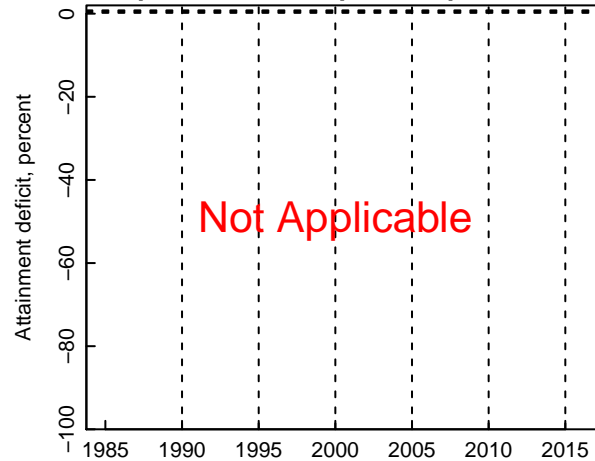
BOHOH DO\_DW

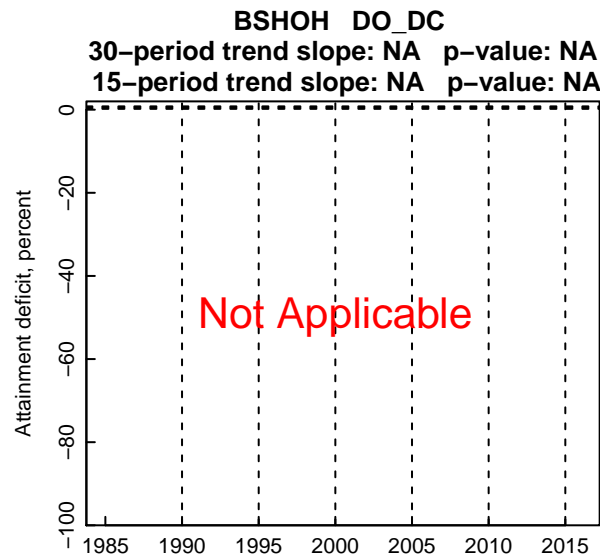
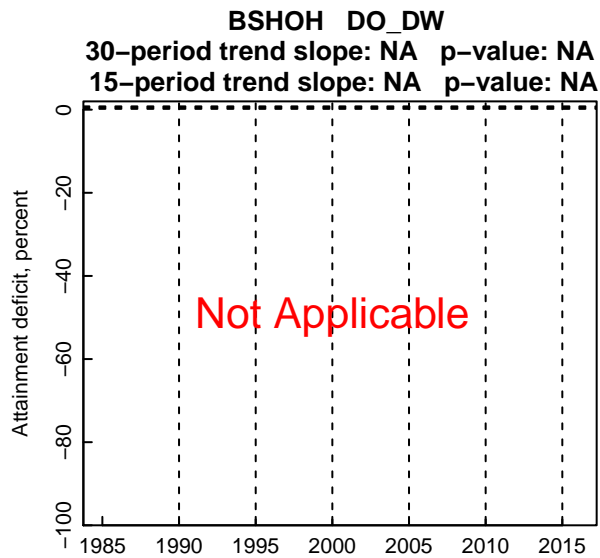
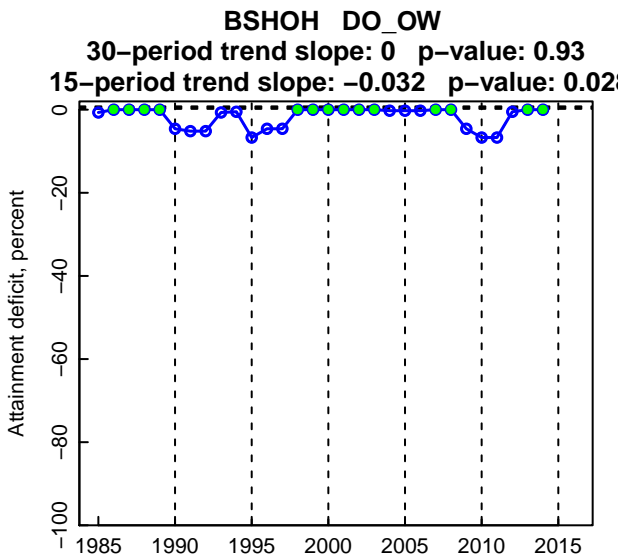
30-period trend slope: NA p-value: NA  
15-period trend slope: NA p-value: NA



BOHOH DO\_DC

30-period trend slope: NA p-value: NA  
15-period trend slope: NA p-value: NA



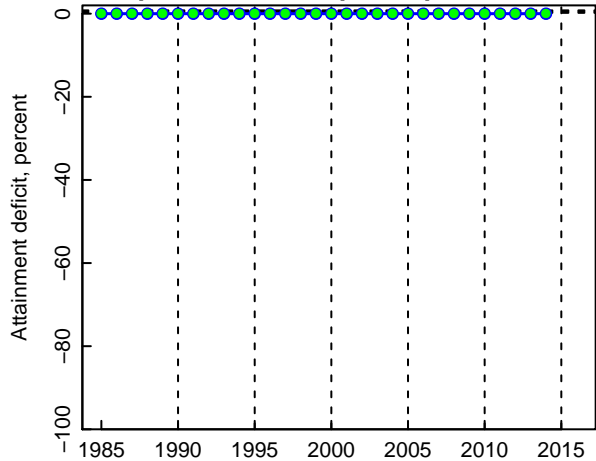




C&DOH\_DE DO\_OW

30-period trend slope: 0 p-value: NaN

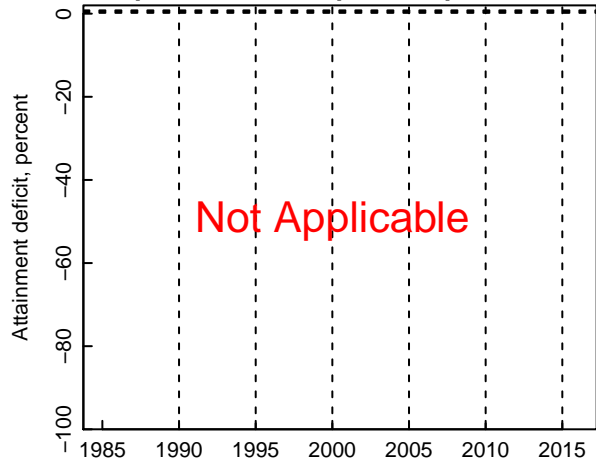
15-period trend slope: 0 p-value: NaN



C&DOH\_DE DO\_DW

30-period trend slope: NA p-value: NA

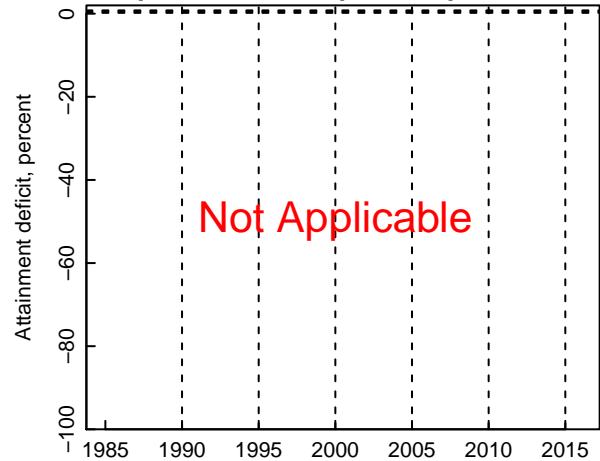
15-period trend slope: NA p-value: NA



C&DOH\_DE DO\_DC

30-period trend slope: NA p-value: NA

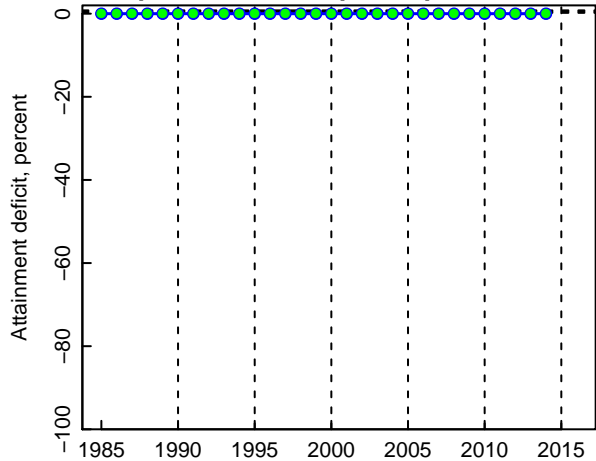
15-period trend slope: NA p-value: NA



C&DOH\_MD DO\_OW

30-period trend slope: 0 p-value: NaN

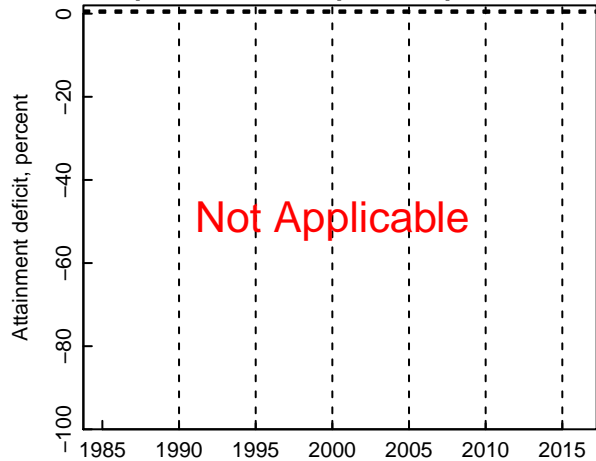
15-period trend slope: 0 p-value: NaN



C&DOH\_MD DO\_DW

30-period trend slope: NA p-value: NA

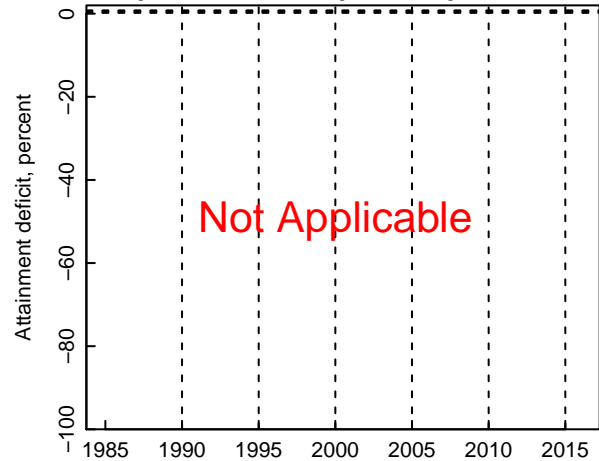
15-period trend slope: NA p-value: NA



C&DOH\_MD DO\_DC

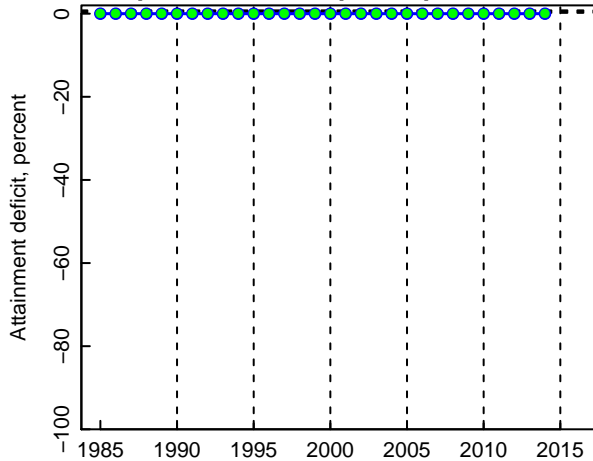
30-period trend slope: NA p-value: NA

15-period trend slope: NA p-value: NA

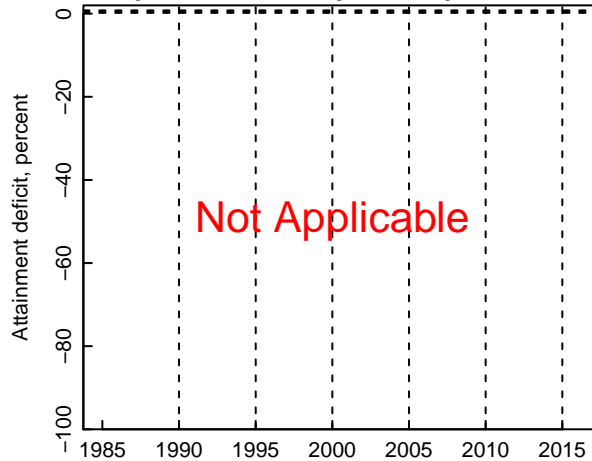


**CB1TF DO\_OW**

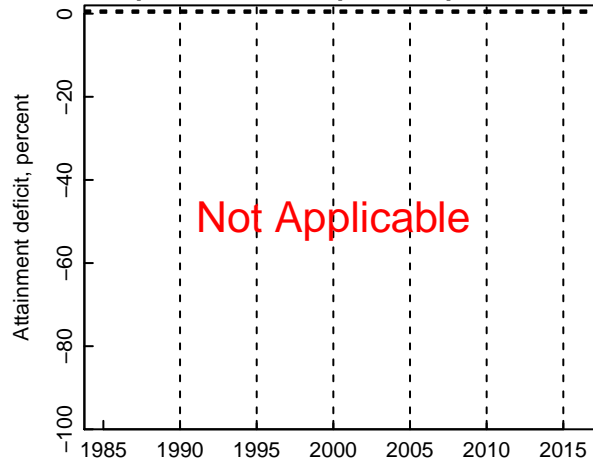
30-period trend slope: 0 p-value: NaN  
15-period trend slope: 0 p-value: NaN

**CB1TF DO\_DW**

30-period trend slope: NA p-value: NA  
15-period trend slope: NA p-value: NA

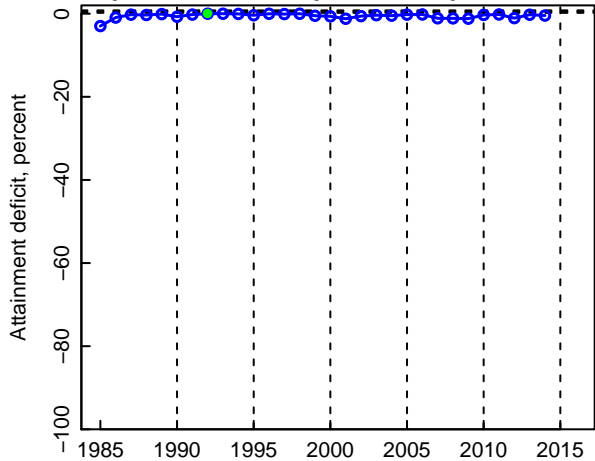
**CB1TF DO\_DC**

30-period trend slope: NA p-value: NA  
15-period trend slope: NA p-value: NA



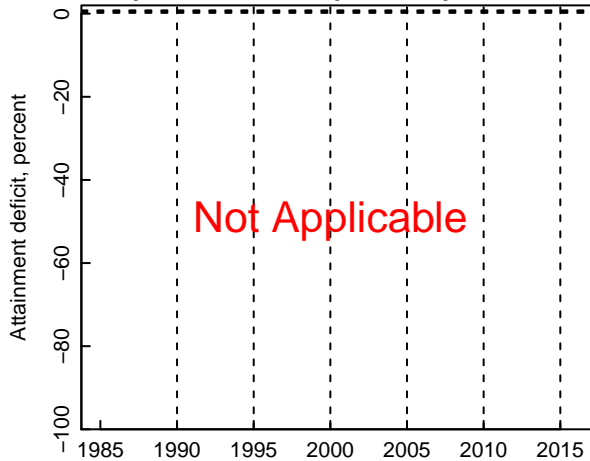
CB2OH DO\_OW

30-period trend slope:  $-0.01$  p-value: 0.5  
15-period trend slope:  $0.014$  p-value: 0.37



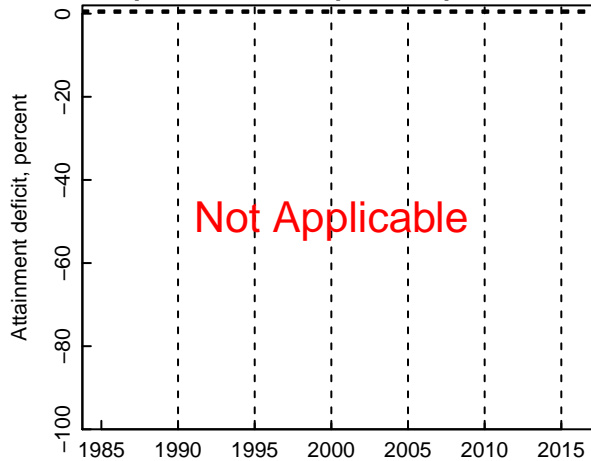
CB2OH DO\_DW

30-period trend slope: NA p-value: NA  
15-period trend slope: NA p-value: NA



CB2OH DO\_DC

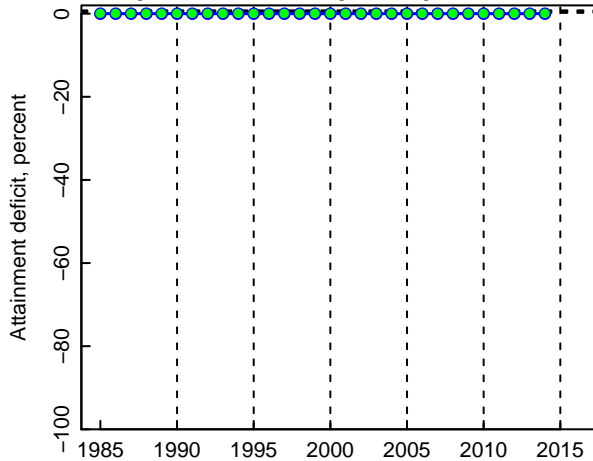
30-period trend slope: NA p-value: NA  
15-period trend slope: NA p-value: NA



**CB3MH DO\_OW**

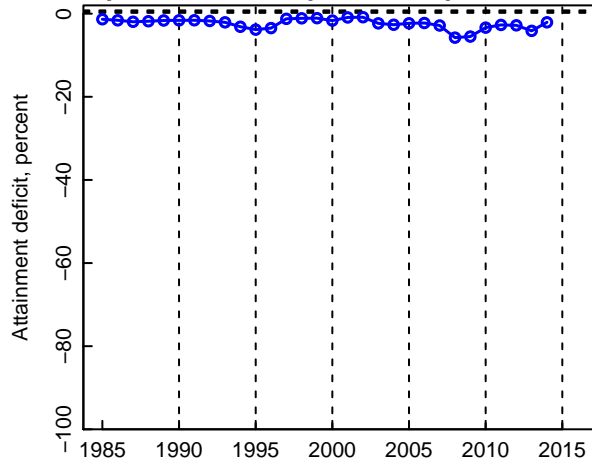
30-period trend slope: 0 p-value: NaN

15-period trend slope: 0 p-value: NaN

**CB3MH DO\_DW**

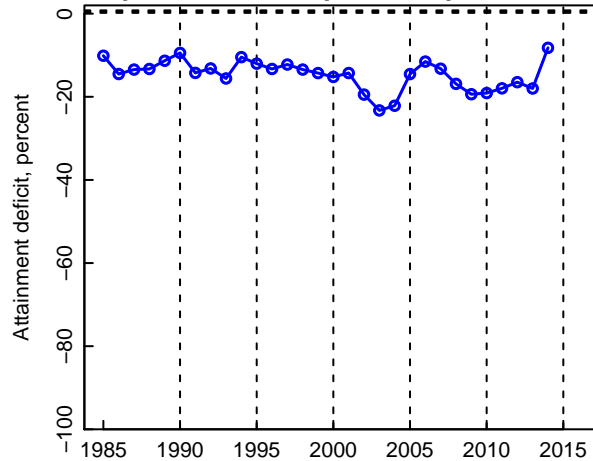
30-period trend slope: -0.053 p-value: 0.08

15-period trend slope: -0.17 p-value: 0.048

**CB3MH DO\_DC**

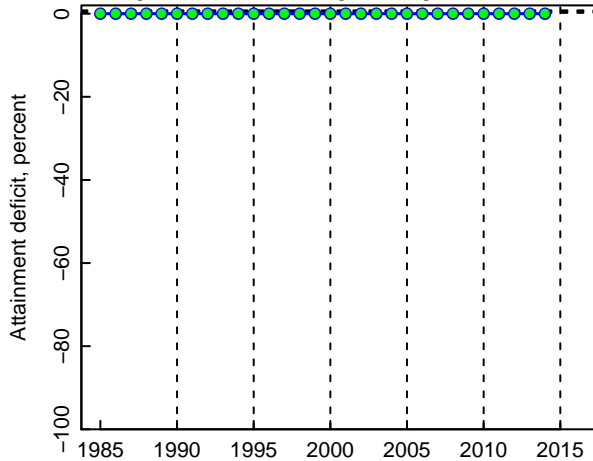
30-period trend slope: -0.21 p-value: 2e-05

15-period trend slope: 0.14 p-value: 0.36

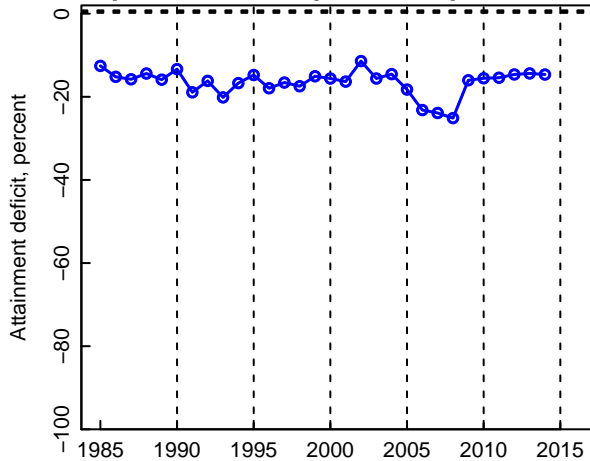


**CB4MH DO\_OW**

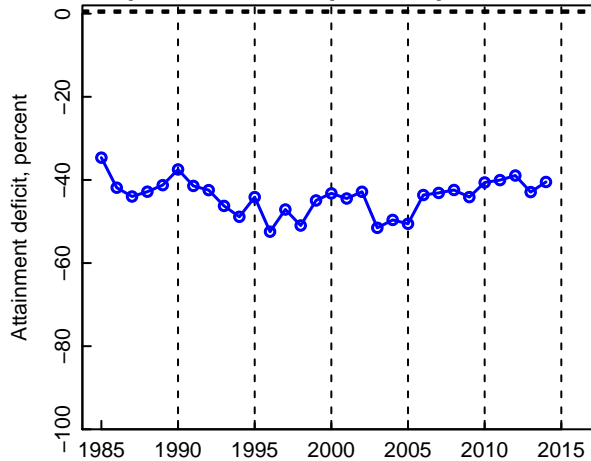
30-period trend slope: 0 p-value: NaN  
15-period trend slope: 0 p-value: NaN

**CB4MH DO\_DW**

30-period trend slope: -0.0092 p-value: 0.81  
15-period trend slope: 0.088 p-value: 0.49

**CB4MH DO\_DC**

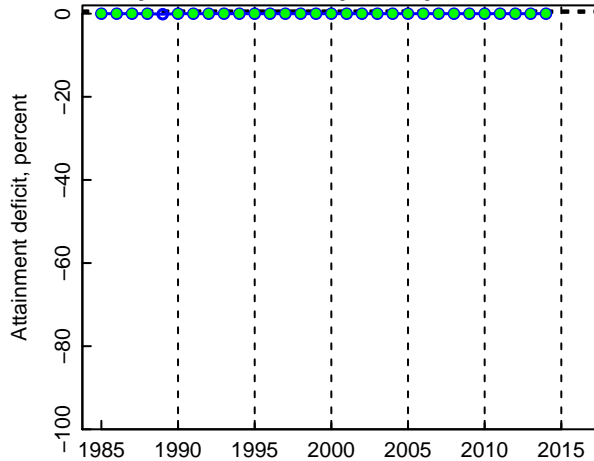
30-period trend slope: 0.03 p-value: 0.95  
15-period trend slope: 0.5 p-value: 0.01



CB5MH\_MD DO\_OW

30-period trend slope: 0 p-value: 0.57

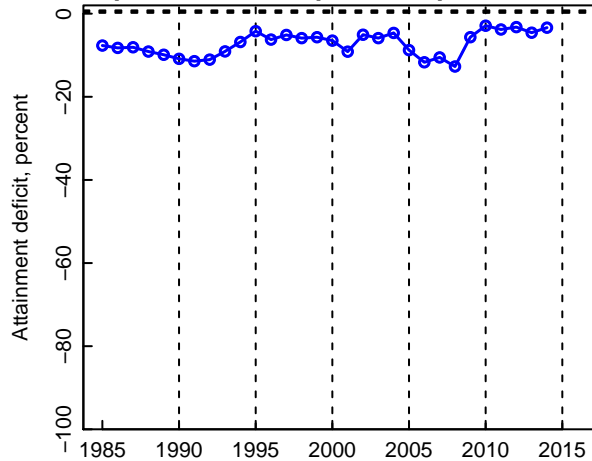
15-period trend slope: 0 p-value: NaN



CB5MH\_MD DO\_DW

30-period trend slope: 0.17 p-value: 0.061

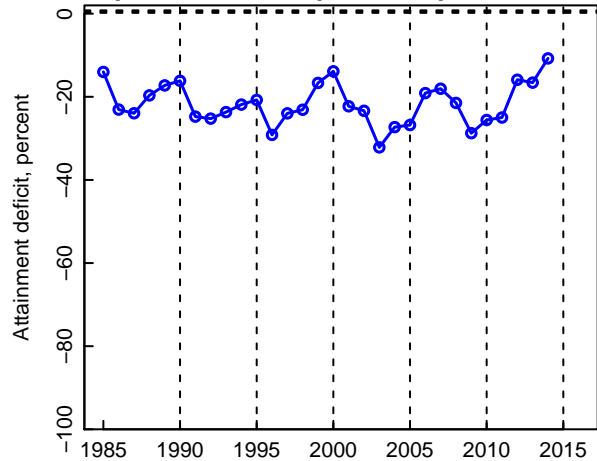
15-period trend slope: 0.24 p-value: 0.092



CB5MH\_MD DO\_DC

30-period trend slope: -0.0032 p-value: 1

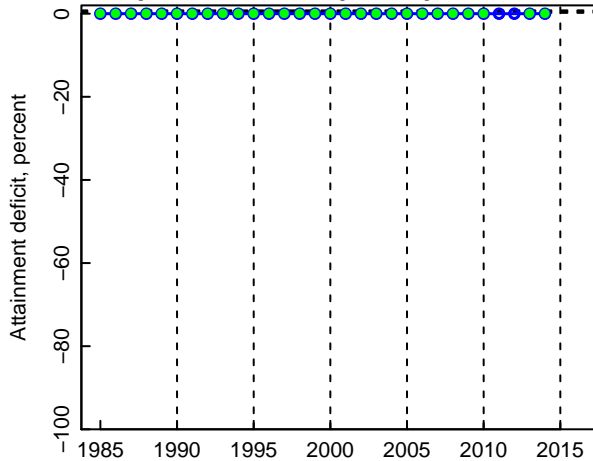
15-period trend slope: 0.54 p-value: 0.052



CB5MH\_VA DO\_OW

30-period trend slope: 0 p-value: 0.23

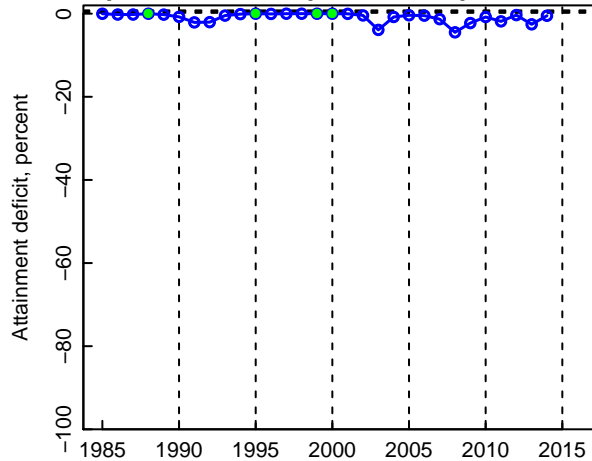
15-period trend slope: 0 p-value: 0.18



CB5MH\_VA DO\_DW

30-period trend slope: -0.027 p-value: 0.017

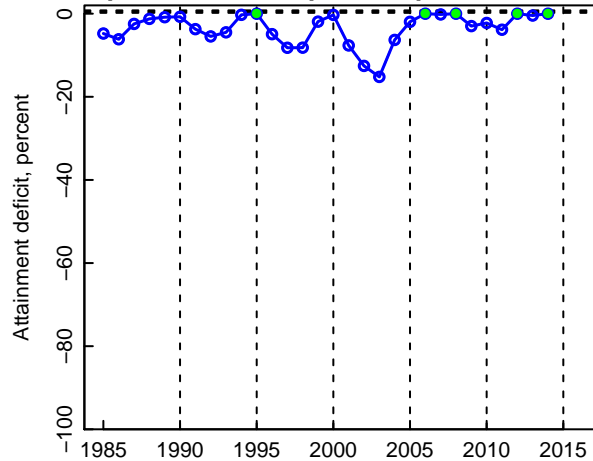
15-period trend slope: -0.085 p-value: 0.11



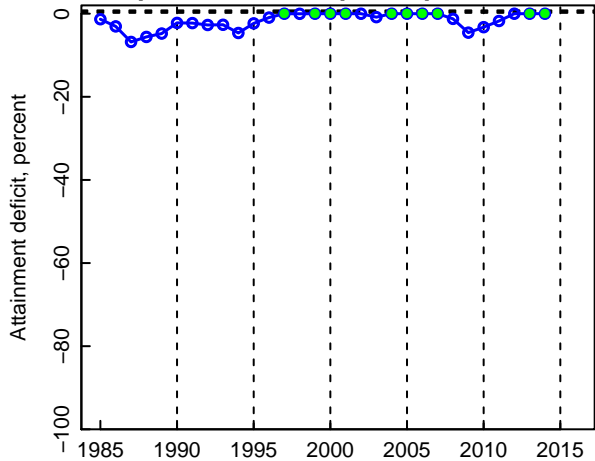
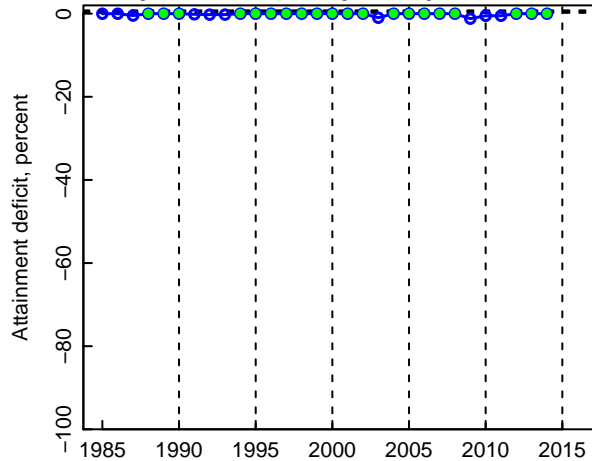
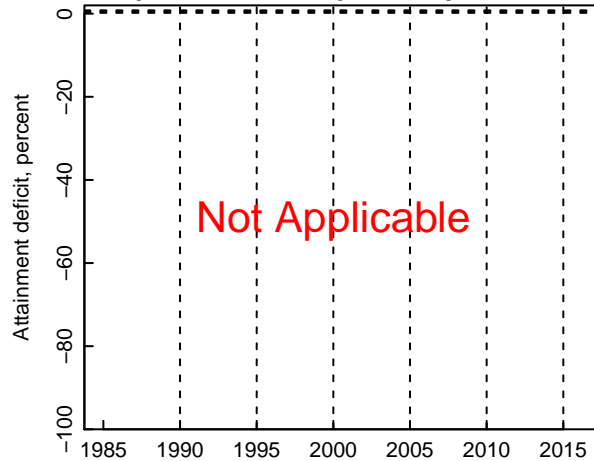
CB5MH\_VA DO\_DC

30-period trend slope: 0.046 p-value: 0.14

15-period trend slope: 0.6 p-value: 1.3e-08

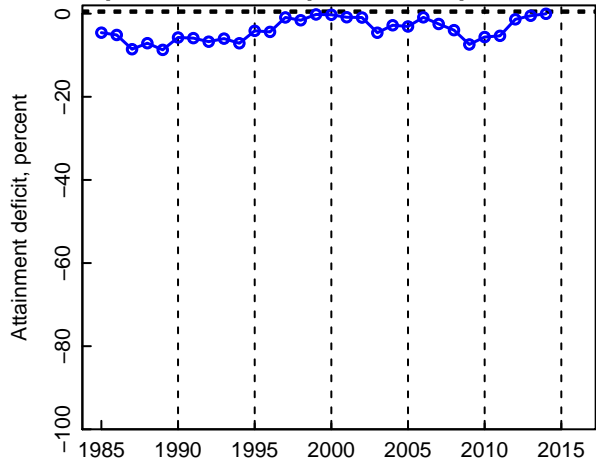




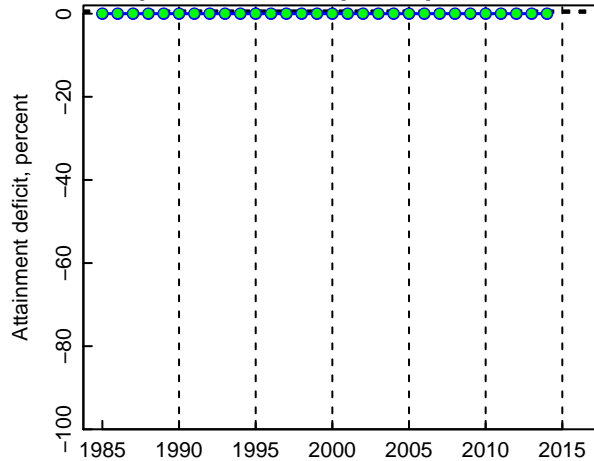
**CB6PH DO\_OW****30-period trend slope: 0.1 p-value: 0.0083****15-period trend slope: 0 p-value: 0.42****CB6PH DO\_DW****30-period trend slope: 0 p-value: 0.66****15-period trend slope: 0 p-value: 0.75****CB6PH DO\_DC****30-period trend slope: NA p-value: NA****15-period trend slope: NA p-value: NA**

**CB7PH DO\_OW**

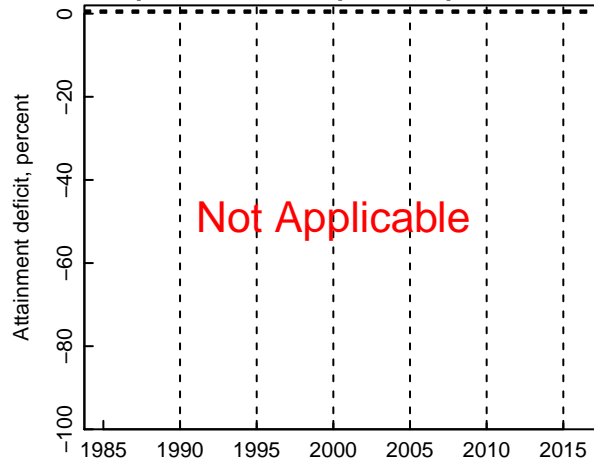
30-period trend slope: 0.18 p-value: 0.044  
15-period trend slope: -0.091 p-value: 0.62

**CB7PH DO\_DW**

30-period trend slope: 0 p-value: NaN  
15-period trend slope: 0 p-value: NaN

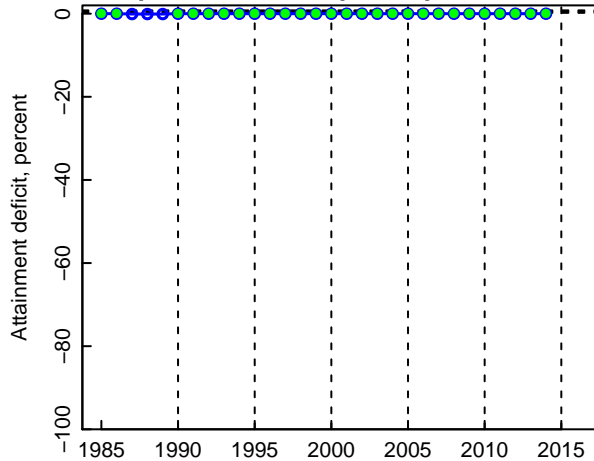
**CB7PH DO\_DC**

30-period trend slope: NA p-value: NA  
15-period trend slope: NA p-value: NA

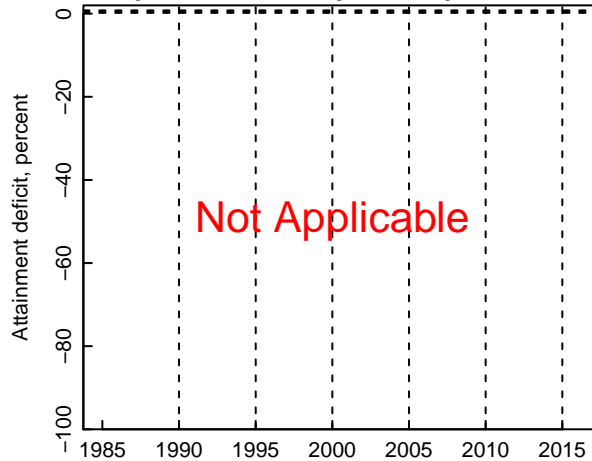


**CB8PH DO\_OW**

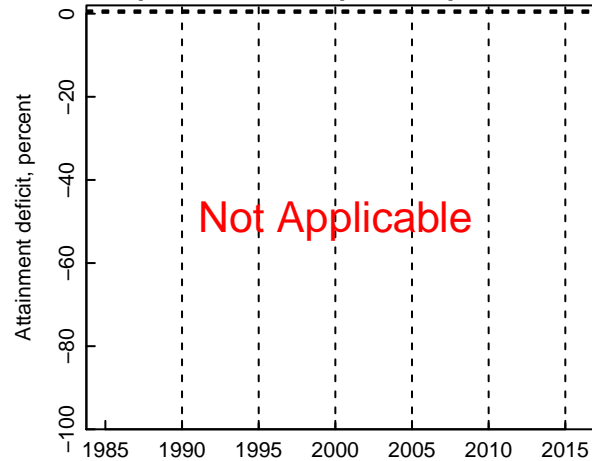
30-period trend slope: 0 p-value: 0.12  
15-period trend slope: 0 p-value: NaN

**CB8PH DO\_DW**

30-period trend slope: NA p-value: NA  
15-period trend slope: NA p-value: NA

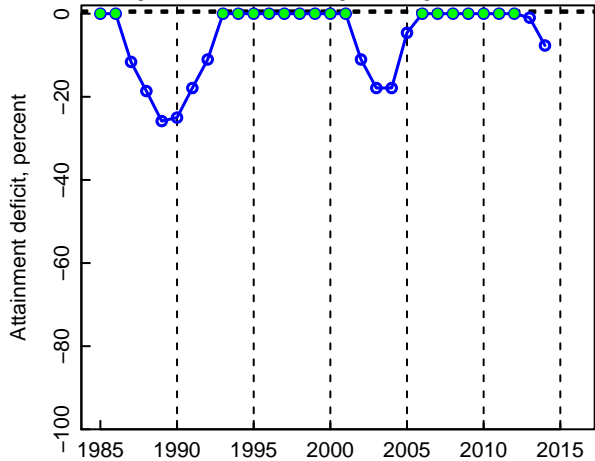
**CB8PH DO\_DC**

30-period trend slope: NA p-value: NA  
15-period trend slope: NA p-value: NA

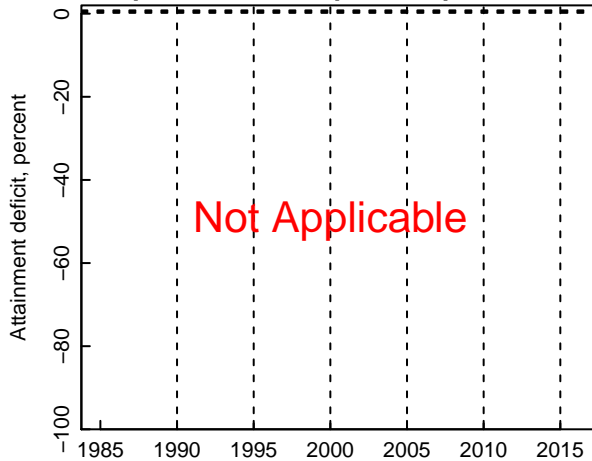


**CHKOH DO\_OW**

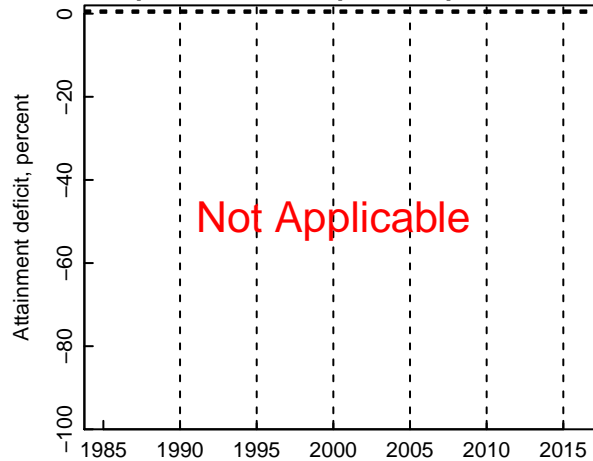
30-period trend slope: 0 p-value: 0.26  
15-period trend slope: 0 p-value: 0.77

**CHKOH DO\_DW**

30-period trend slope: NA p-value: NA  
15-period trend slope: NA p-value: NA

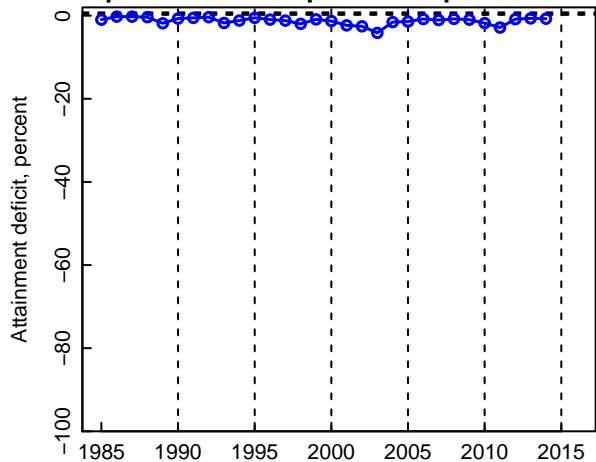
**CHKOH DO\_DC**

30-period trend slope: NA p-value: NA  
15-period trend slope: NA p-value: NA



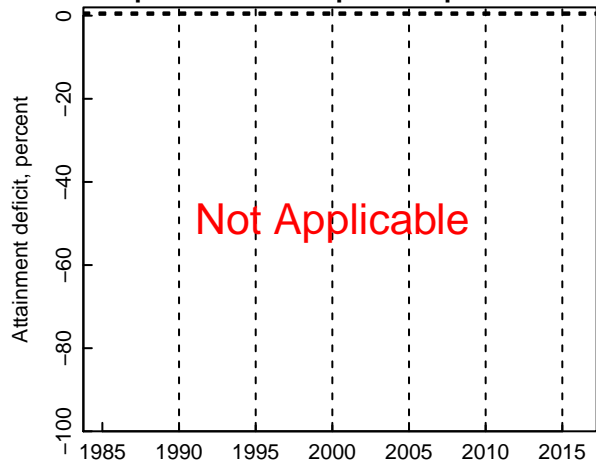
### CHOMH1 DO\_OW

30-period trend slope:  $-0.026$  p-value: 0.2  
15-period trend slope:  $0.096$  p-value: 0.038



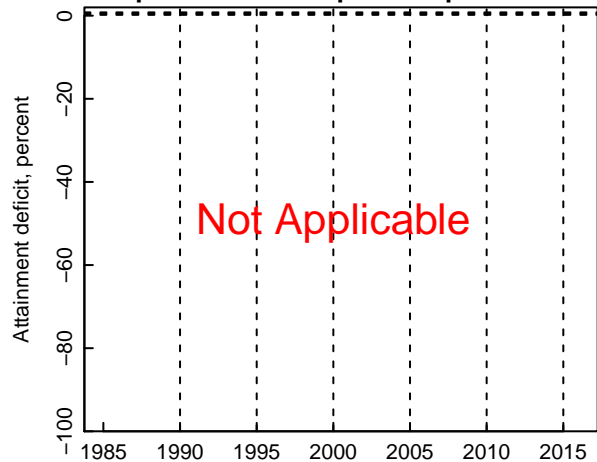
### CHOMH1 DO\_DW

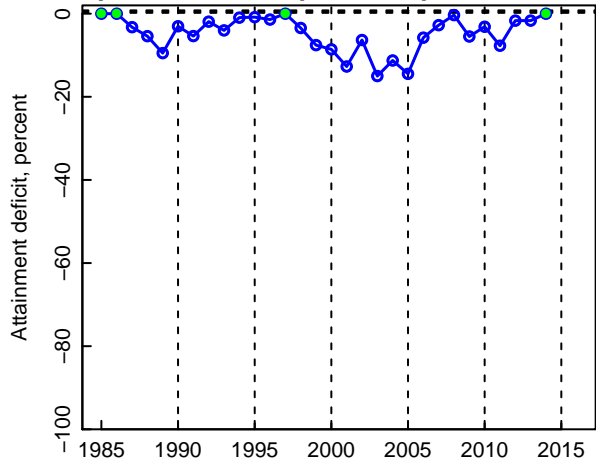
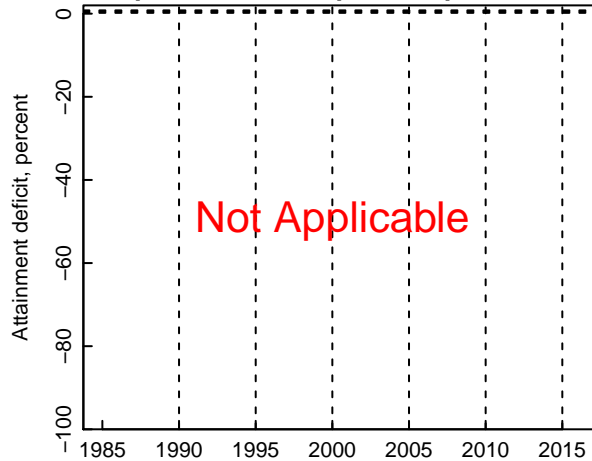
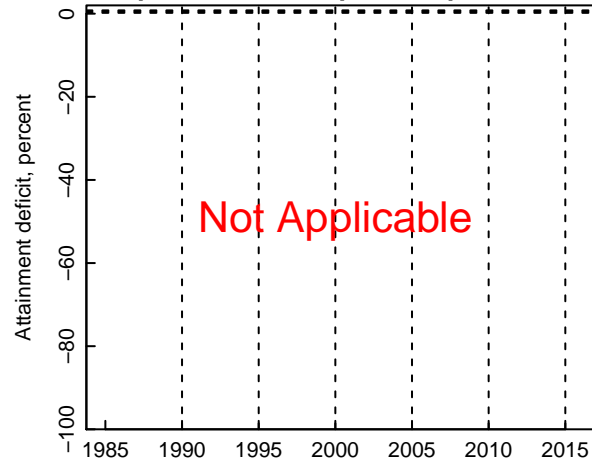
30-period trend slope: NA p-value: NA  
15-period trend slope: NA p-value: NA

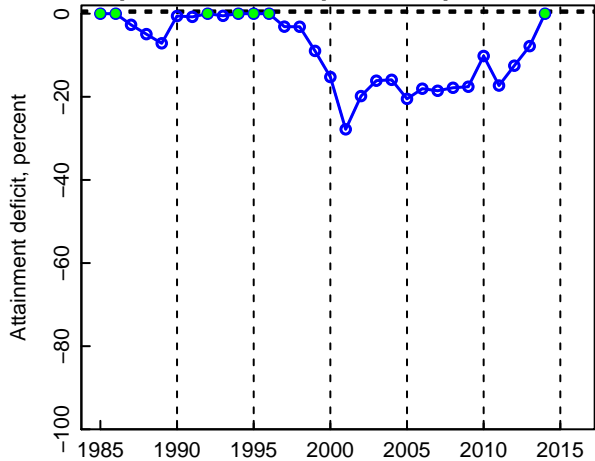
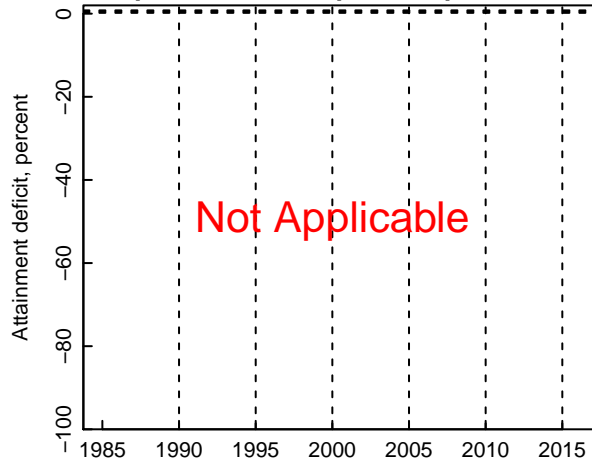
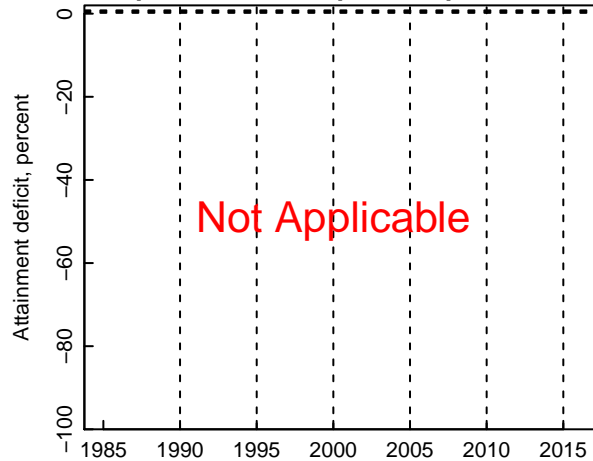


### CHOMH1 DO\_DC

30-period trend slope: NA p-value: NA  
15-period trend slope: NA p-value: NA



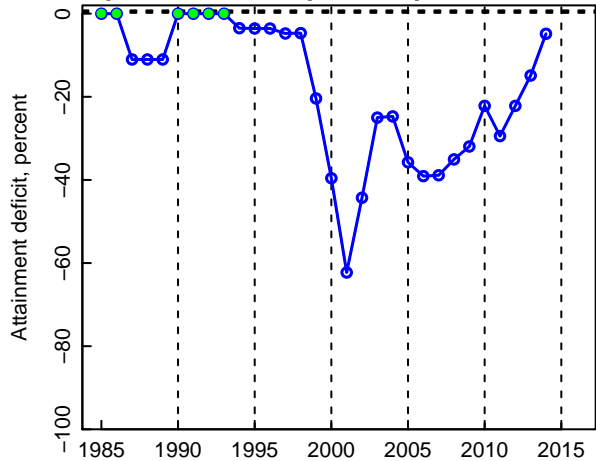
**CHOMH2 DO\_OW****30-period trend slope: -0.049 p-value: 0.63****15-period trend slope: 0.83 p-value: 1.5e-01****CHOMH2 DO\_DW****30-period trend slope: NA p-value: NA****15-period trend slope: NA p-value: NA****CHOMH2 DO\_DC****30-period trend slope: NA p-value: NA****15-period trend slope: NA p-value: NA**

**CHOOH DO\_OW****30-period trend slope: -0.59 p-value: 0.03****15-period trend slope: 0.89 p-value: 0.01****CHOOH DO\_DW****30-period trend slope: NA p-value: NA****15-period trend slope: NA p-value: NA****CHOOH DO\_DC****30-period trend slope: NA p-value: NA****15-period trend slope: NA p-value: NA**

**CHOTF DO\_OW**

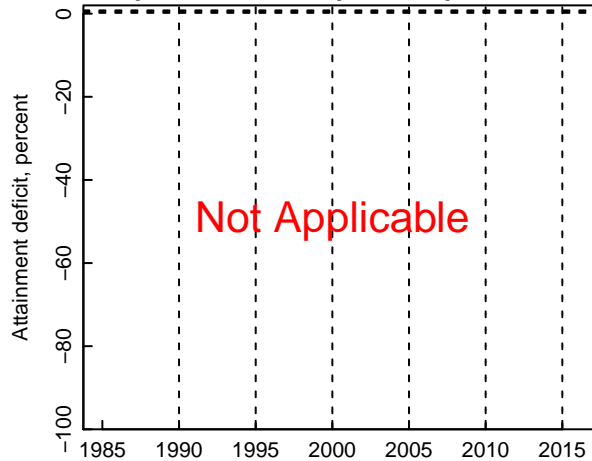
30-period trend slope: -1 p-value: 0.026

15-period trend slope: 2.4 p-value: 0.00063

**CHOTF DO\_DW**

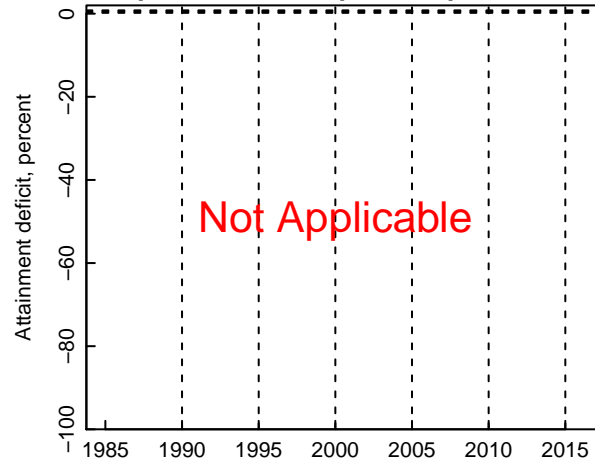
30-period trend slope: NA p-value: NA

15-period trend slope: NA p-value: NA

**CHOTF DO\_DC**

30-period trend slope: NA p-value: NA

15-period trend slope: NA p-value: NA

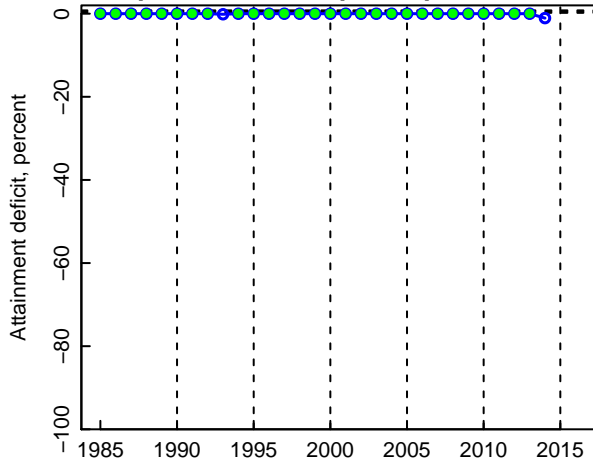




**CHSMH DO\_OW**

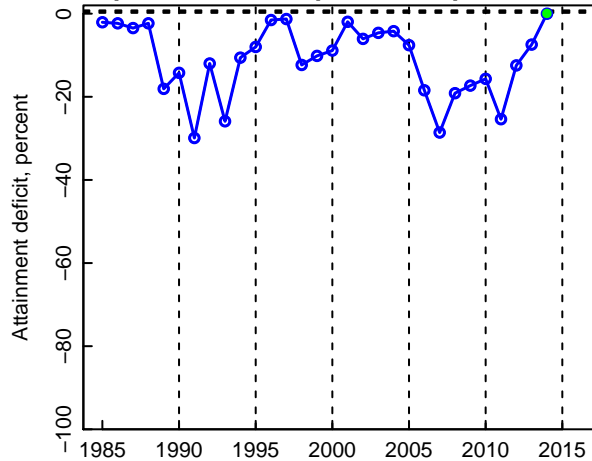
30-period trend slope: 0 p-value: 0.77

15-period trend slope: 0 p-value: 0.13

**CHSMH DO\_DW**

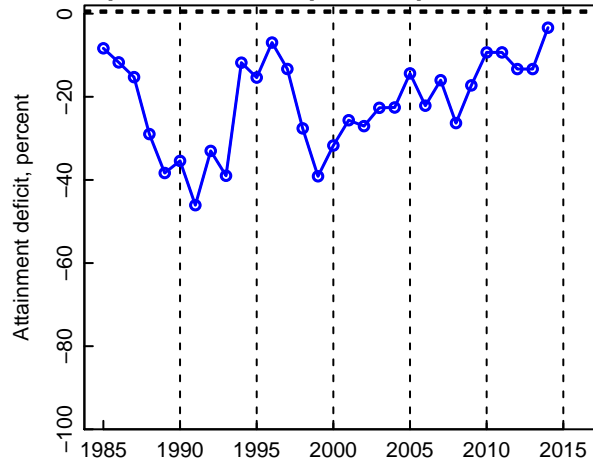
30-period trend slope: -0.19 p-value: 0.55

15-period trend slope: -0.75 p-value: 0.67

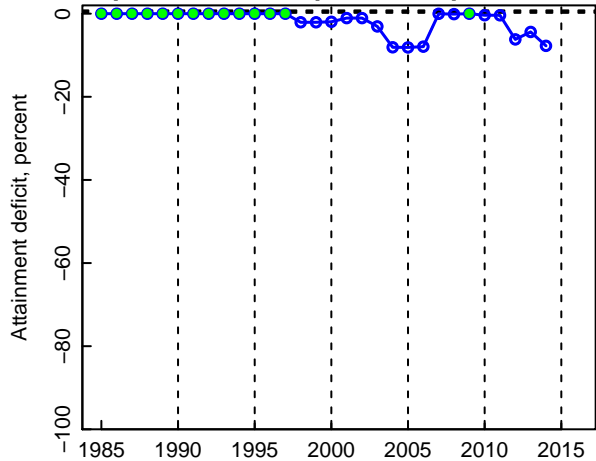
**CHSMH DO\_DC**

30-period trend slope: 0.7 p-value: 0.02

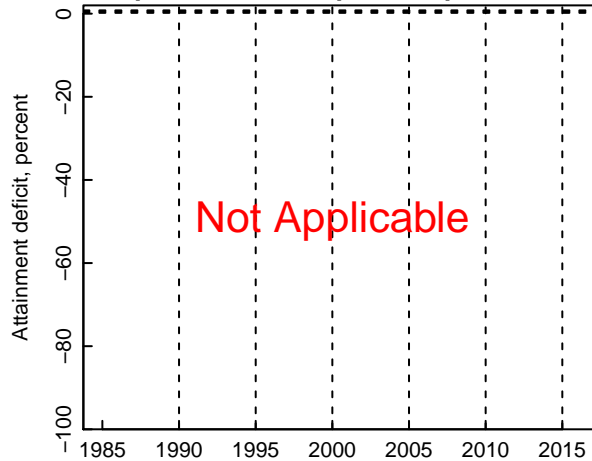
15-period trend slope: 1.4 p-value: 0.00035



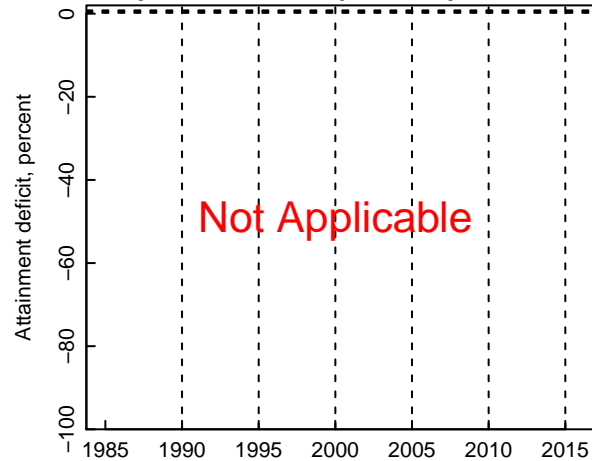
**CHSOH DO\_OW**  
30-period trend slope:  $-0.03$  p-value: 0.0009  
15-period trend slope:  $0.011$  p-value: 0.97

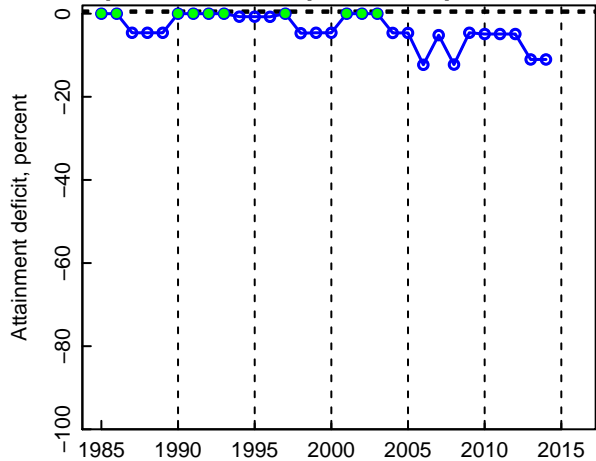
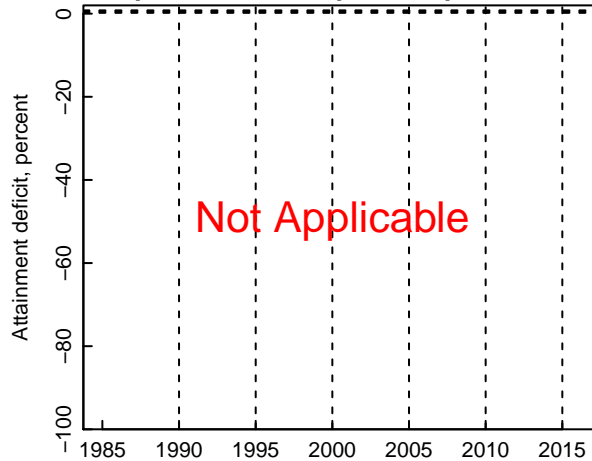
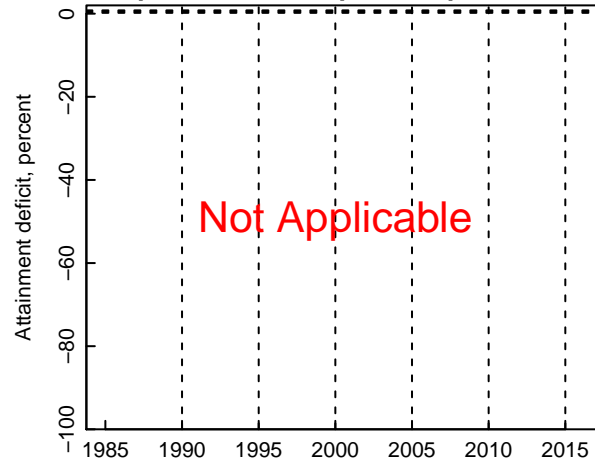


**CHSOH DO\_DW**  
30-period trend slope: NA p-value: NA  
15-period trend slope: NA p-value: NA



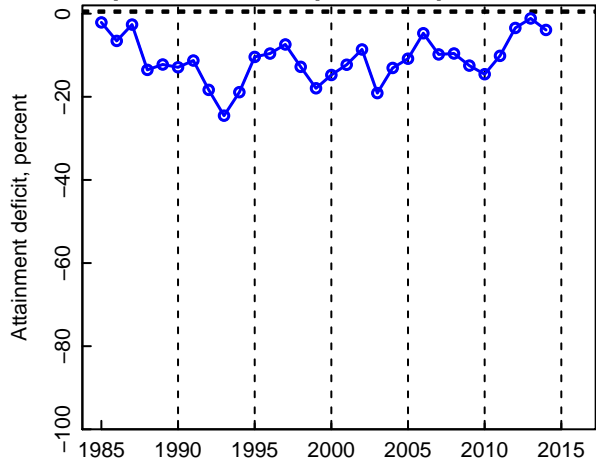
**CHSOH DO\_DC**  
30-period trend slope: NA p-value: NA  
15-period trend slope: NA p-value: NA



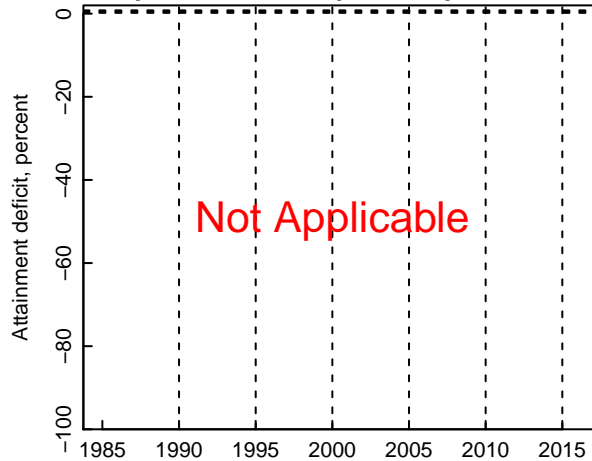
**CHSTF DO\_OW****30-period trend slope: -0.2 p-value: 0.0035****15-period trend slope: -0.49 p-value: 0.014****CHSTF DO\_DW****30-period trend slope: NA p-value: NA****15-period trend slope: NA p-value: NA****CHSTF DO\_DC****30-period trend slope: NA p-value: NA****15-period trend slope: NA p-value: NA**

**CRRMH DO\_OW**

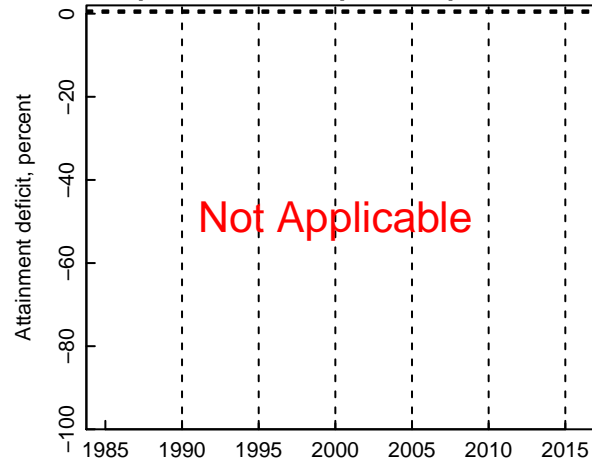
30-period trend slope: 0.15 p-value: 0.31  
15-period trend slope: 0.65 p-value: 0.029

**CRRMH DO\_DW**

30-period trend slope: NA p-value: NA  
15-period trend slope: NA p-value: NA

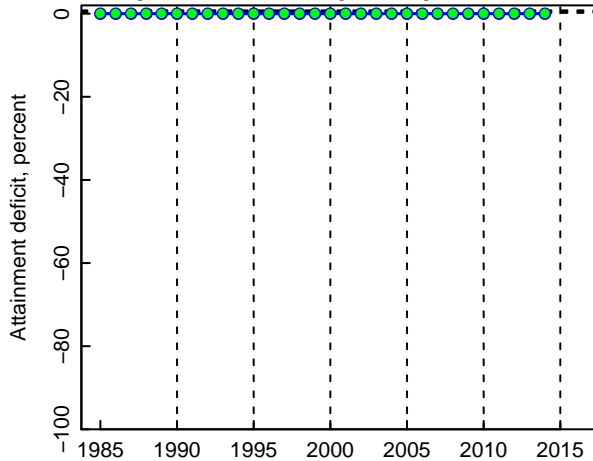
**CRRMH DO\_DC**

30-period trend slope: NA p-value: NA  
15-period trend slope: NA p-value: NA

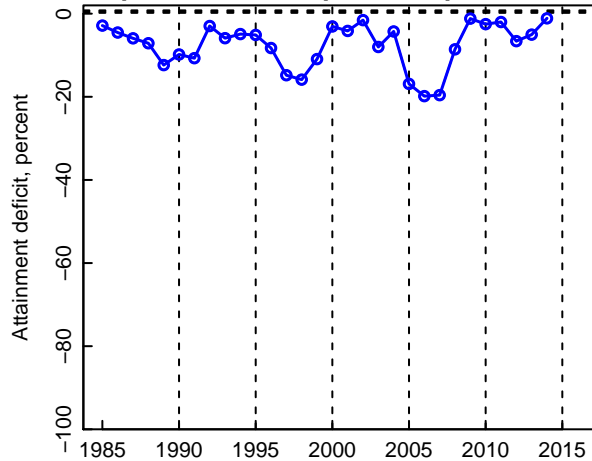


**EASMH DO\_OW**

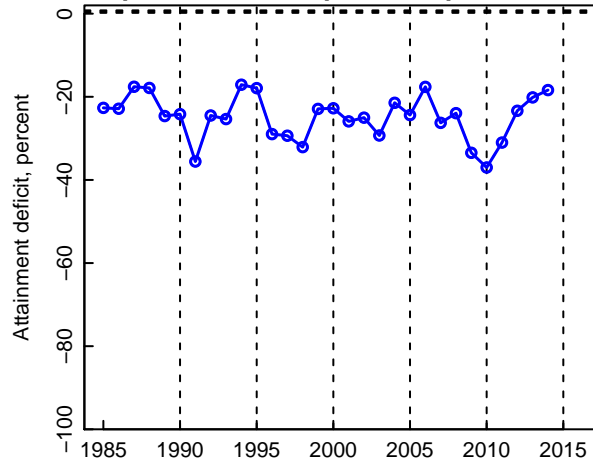
30-period trend slope: 0 p-value: NaN  
15-period trend slope: 0 p-value: NaN

**EASMH DO\_DW**

30-period trend slope: 0.063 p-value: 0.57  
15-period trend slope: 0.14 p-value: 0.62

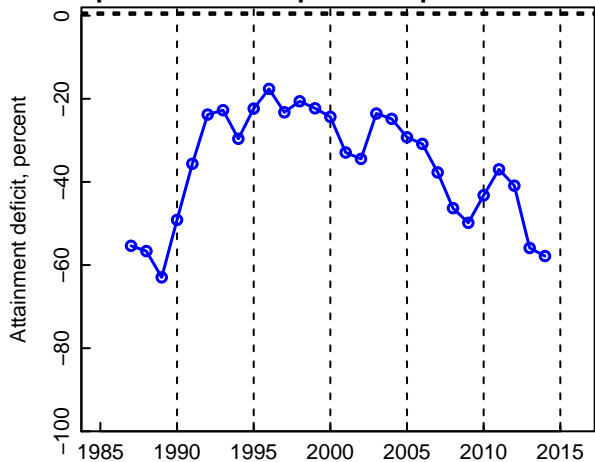
**EASMH DO\_DC**

30-period trend slope: -0.12 p-value: 0.018  
15-period trend slope: 0.15 p-value: 0.65

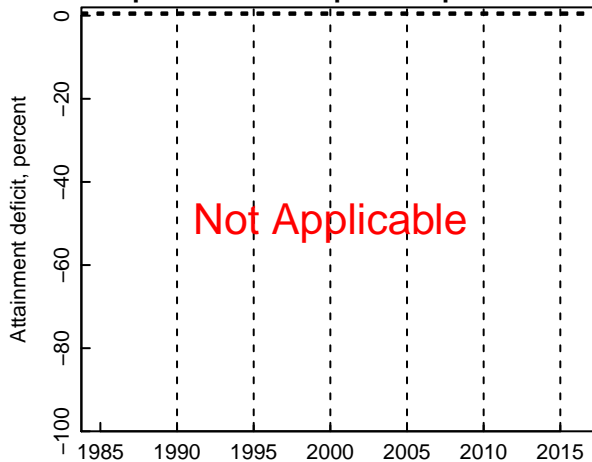


**EBEMH DO\_OW**

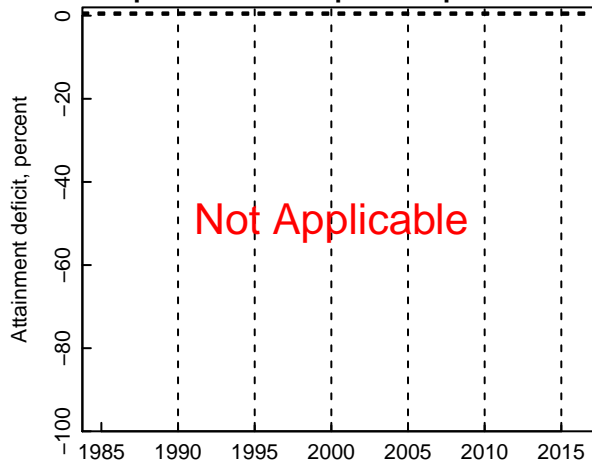
30-period trend slope:  $-0.63$  p-value:  $0.37$   
15-period trend slope:  $-1.9$  p-value:  $1.5e-04$

**EBEMH DO\_DW**

30-period trend slope: NA p-value: NA  
15-period trend slope: NA p-value: NA

**EBEMH DO\_DC**

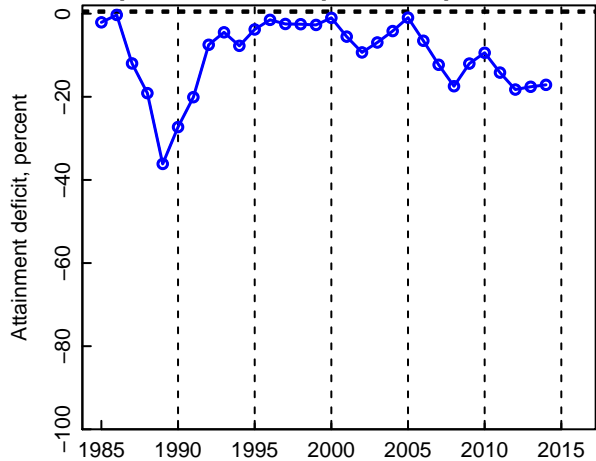
30-period trend slope: NA p-value: NA  
15-period trend slope: NA p-value: NA



### ELIPH DO\_OW

30-period trend slope: -0.21 p-value: 0.39

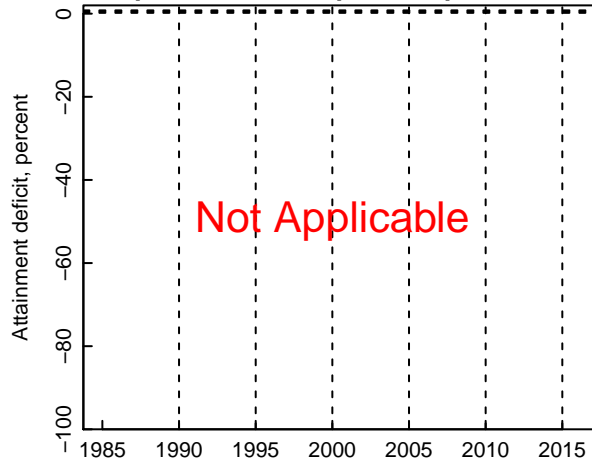
15-period trend slope: -1.1 p-value: NaN



### ELIPH DO\_DW

30-period trend slope: NA p-value: NA

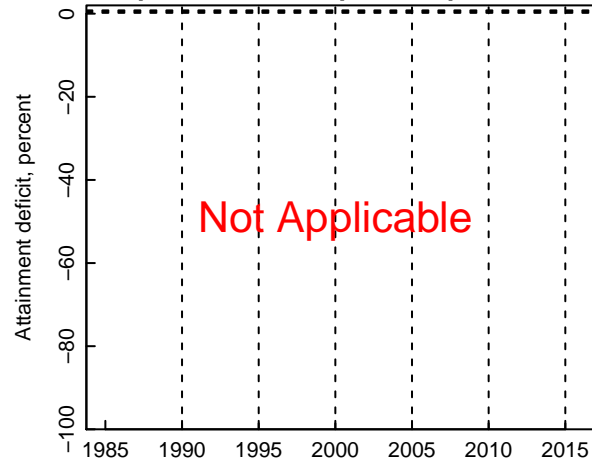
15-period trend slope: NA p-value: NA



### ELIPH DO\_DC

30-period trend slope: NA p-value: NA

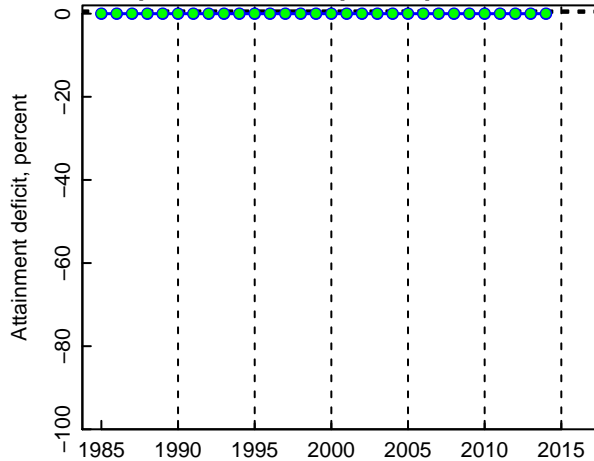
15-period trend slope: NA p-value: NA



ELKOH DO\_OW

30-period trend slope: 0 p-value: NaN

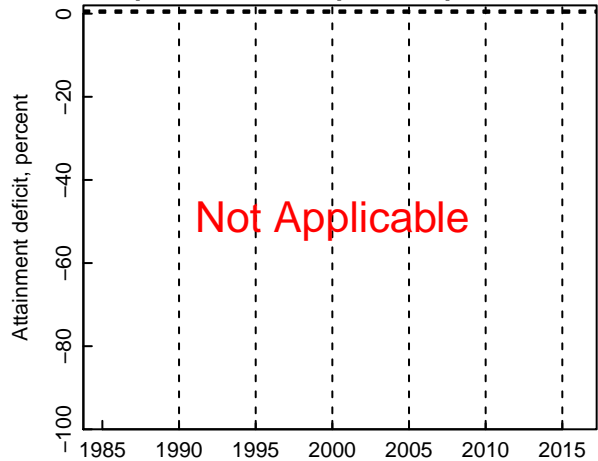
15-period trend slope: 0 p-value: NaN



ELKOH DO\_DW

30-period trend slope: NA p-value: NA

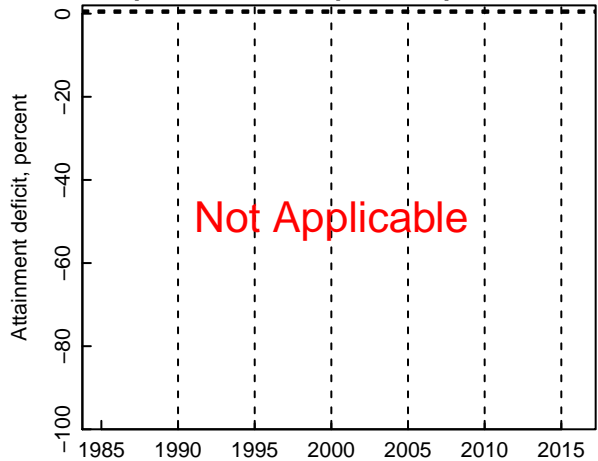
15-period trend slope: NA p-value: NA



ELKOH DO\_DC

30-period trend slope: NA p-value: NA

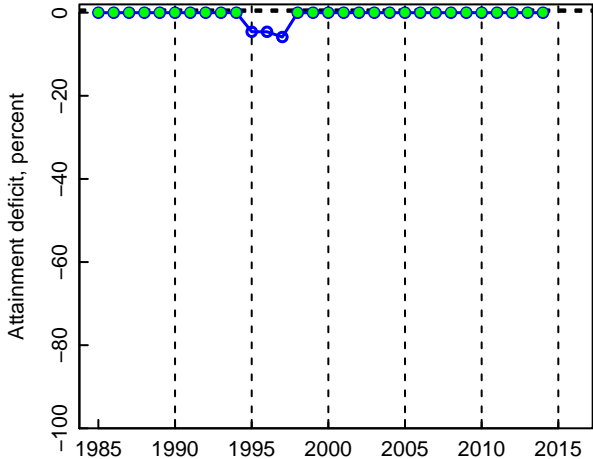
15-period trend slope: NA p-value: NA





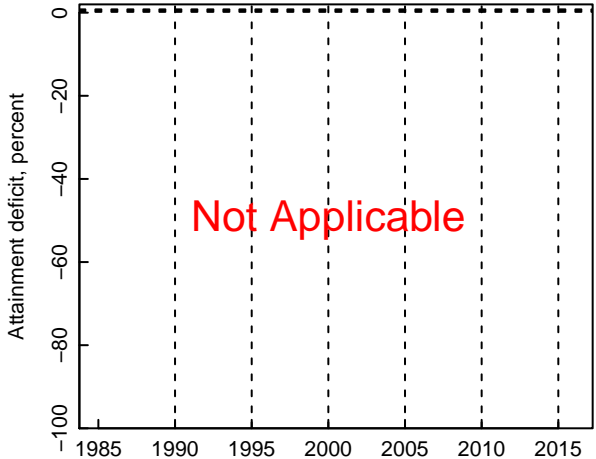
FSBMH DO\_OW

30-period trend slope: 0 p-value: 0.73  
15-period trend slope: 0 p-value: NaN



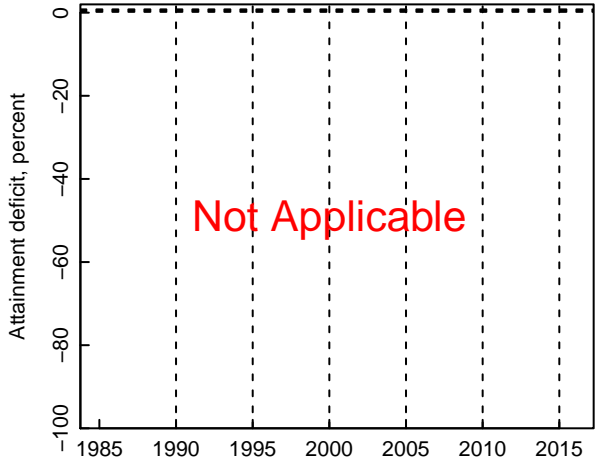
FSBMH DO\_DW

30-period trend slope: NA p-value: NA  
15-period trend slope: NA p-value: NA



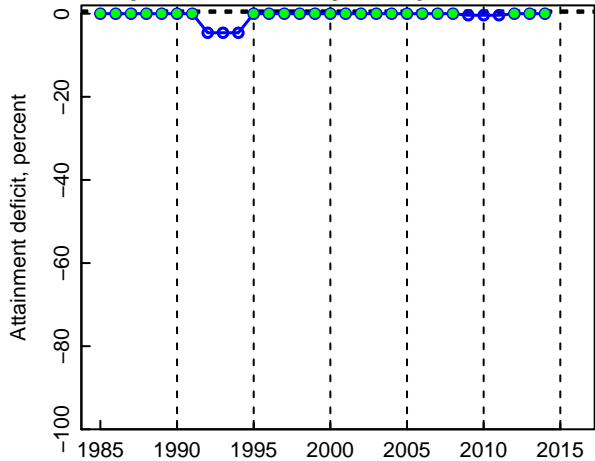
FSBMH DO\_DC

30-period trend slope: NA p-value: NA  
15-period trend slope: NA p-value: NA



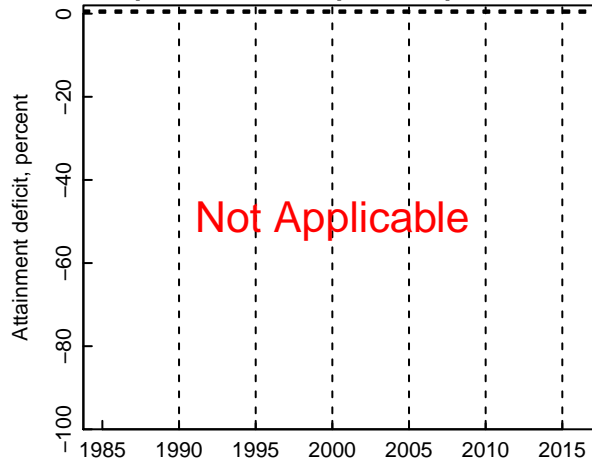
GUNOH DO\_OW

30-period trend slope: 0 p-value: 0.84  
15-period trend slope: 0 p-value: 0.073



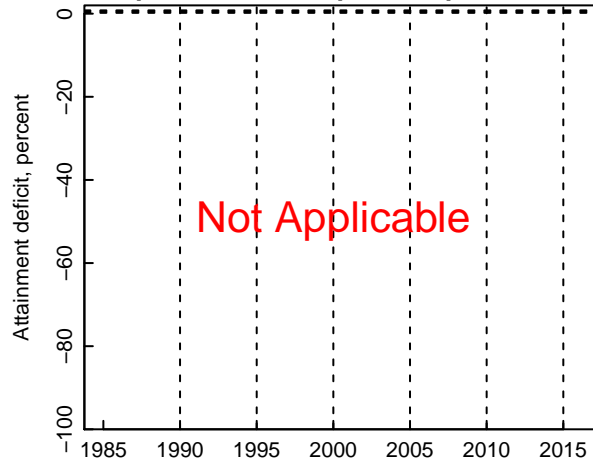
GUNOH DO\_DW

30-period trend slope: NA p-value: NA  
15-period trend slope: NA p-value: NA



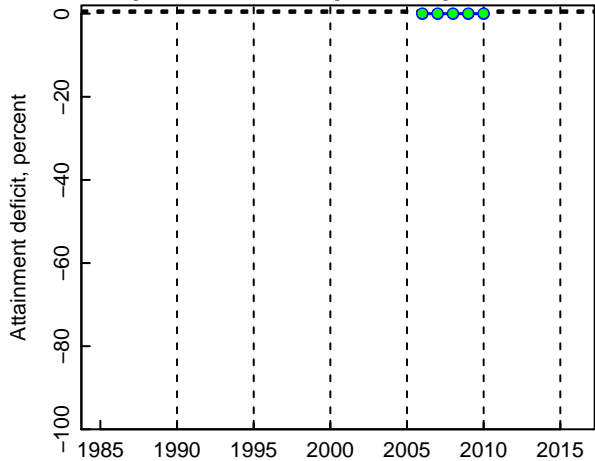
GUNOH DO\_DC

30-period trend slope: NA p-value: NA  
15-period trend slope: NA p-value: NA



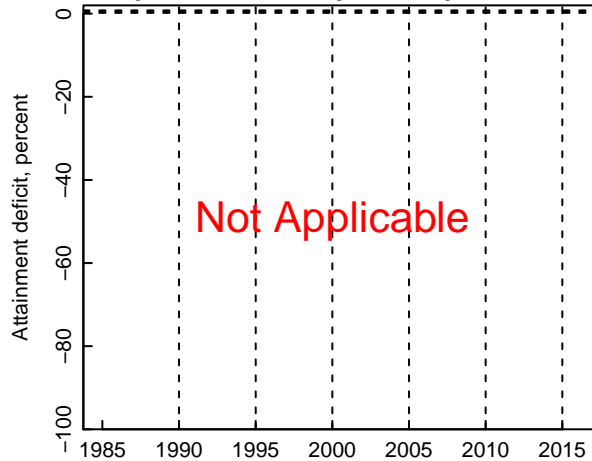
HNGMH DO\_OW

30-period trend slope: NA p-value: NA  
15-period trend slope: NA p-value: NA



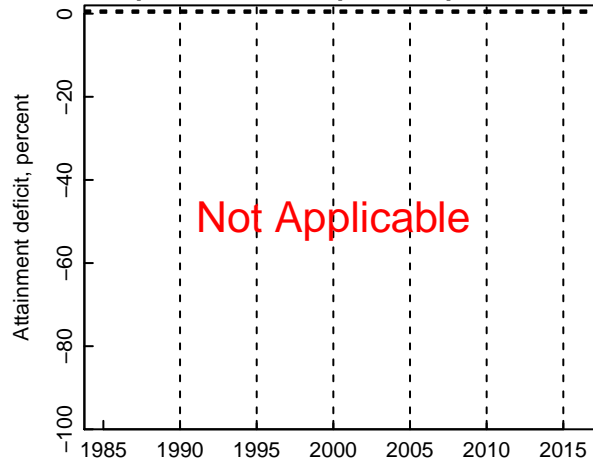
HNGMH DO\_DW

30-period trend slope: NA p-value: NA  
15-period trend slope: NA p-value: NA



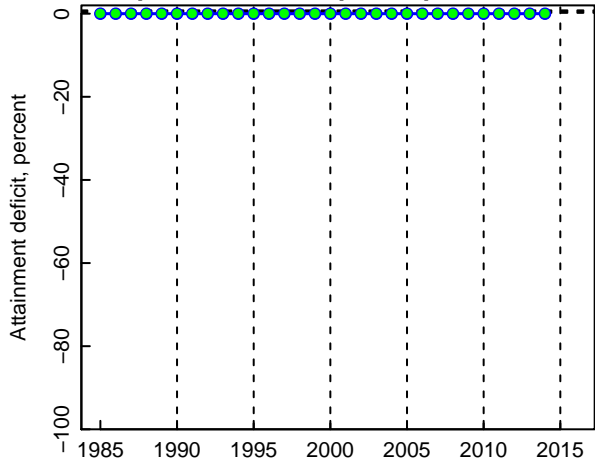
HNGMH DO\_DC

30-period trend slope: NA p-value: NA  
15-period trend slope: NA p-value: NA



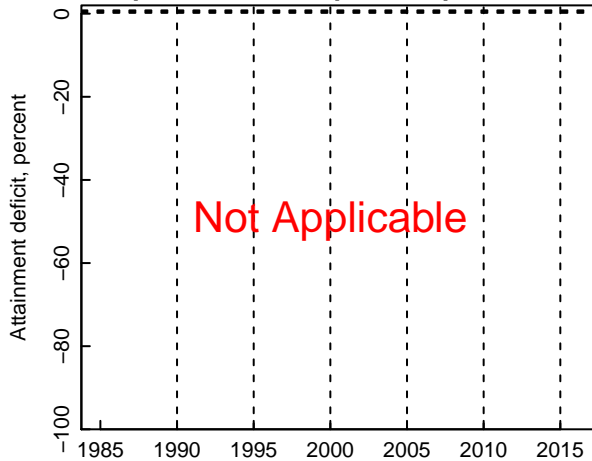
JMSMH DO\_OW

30-period trend slope: 0 p-value: NaN  
15-period trend slope: 0 p-value: NaN



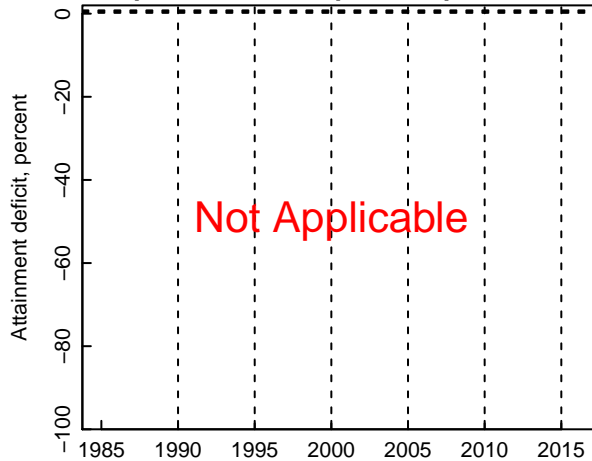
JMSMH DO\_DW

30-period trend slope: NA p-value: NA  
15-period trend slope: NA p-value: NA



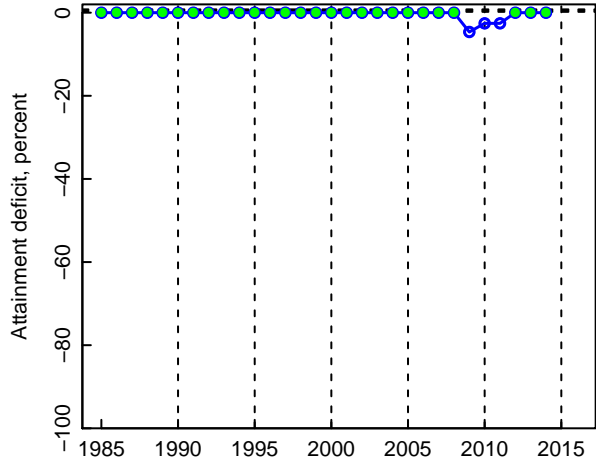
JMSMH DO\_DC

30-period trend slope: NA p-value: NA  
15-period trend slope: NA p-value: NA



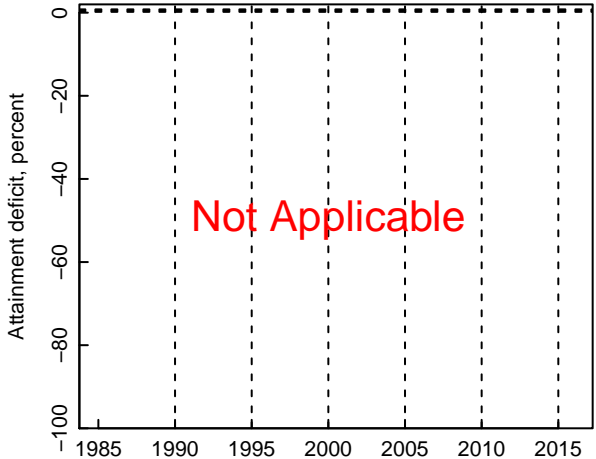
JMSOH DO\_OW

30-period trend slope: 0 p-value: 0.16  
15-period trend slope: 0 p-value: 0.14



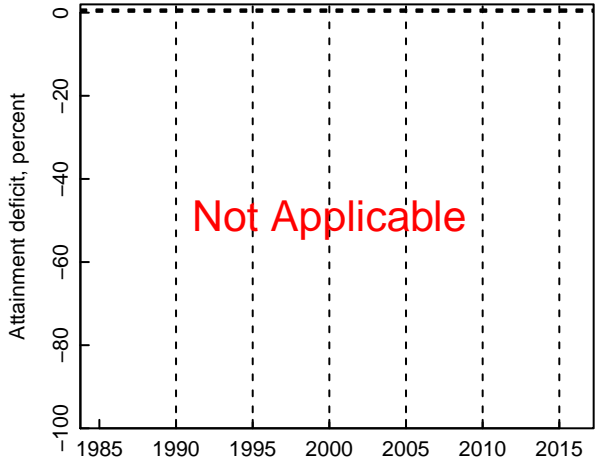
JMSOH DO\_DW

30-period trend slope: NA p-value: NA  
15-period trend slope: NA p-value: NA



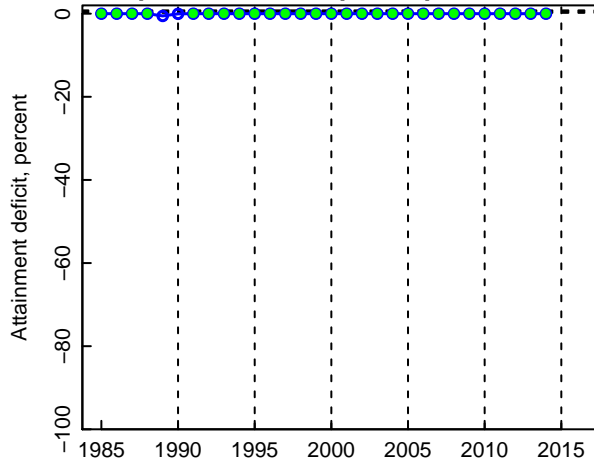
JMSOH DO\_DC

30-period trend slope: NA p-value: NA  
15-period trend slope: NA p-value: NA

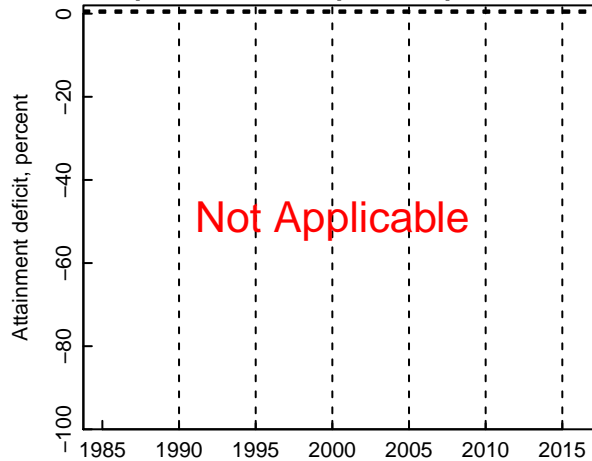


**JMSPH DO\_OW**

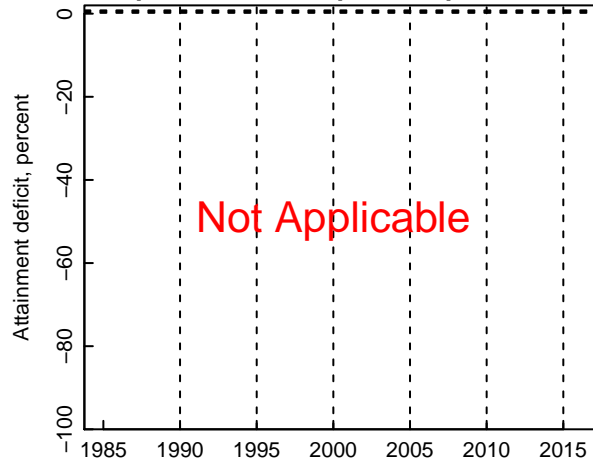
30-period trend slope: 0 p-value: 0.33  
15-period trend slope: 0 p-value: NaN

**JMSPH DO\_DW**

30-period trend slope: NA p-value: NA  
15-period trend slope: NA p-value: NA

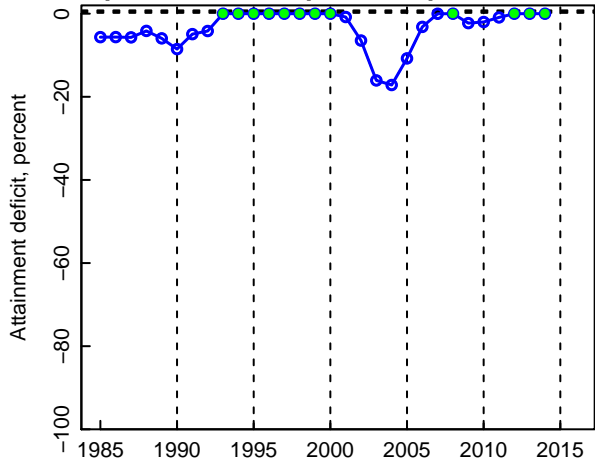
**JMSPH DO\_DC**

30-period trend slope: NA p-value: NA  
15-period trend slope: NA p-value: NA

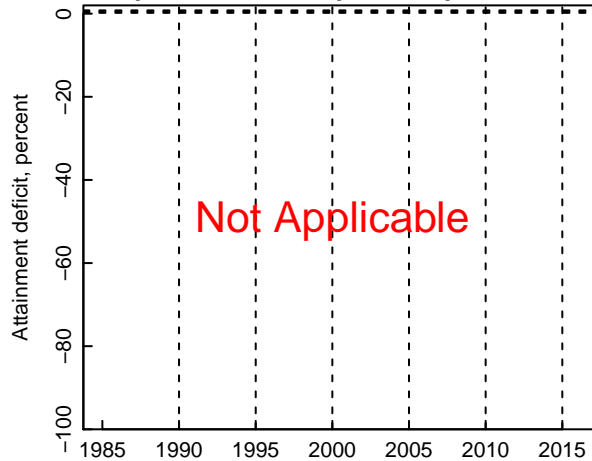


**JMSTF1 DO\_OW**

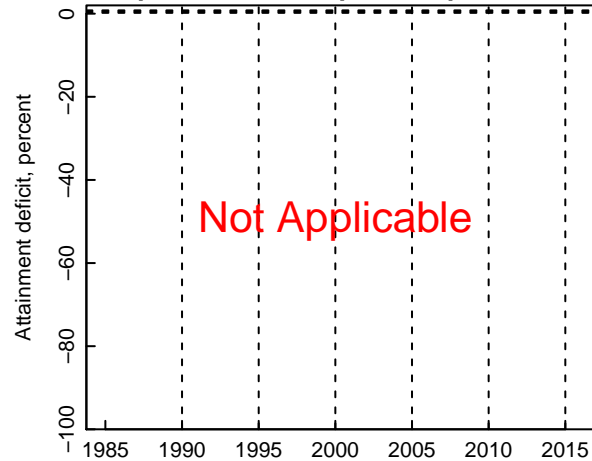
30-period trend slope: 0.054 p-value: 0.24  
15-period trend slope: 0.53 p-value: 0.0042

**JMSTF1 DO\_DW**

30-period trend slope: NA p-value: NA  
15-period trend slope: NA p-value: NA

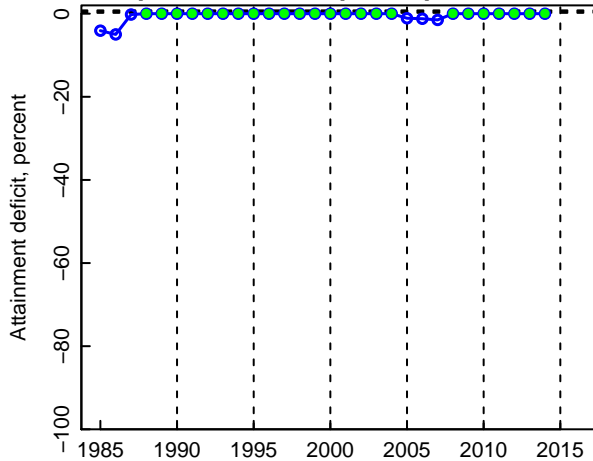
**JMSTF1 DO\_DC**

30-period trend slope: NA p-value: NA  
15-period trend slope: NA p-value: NA



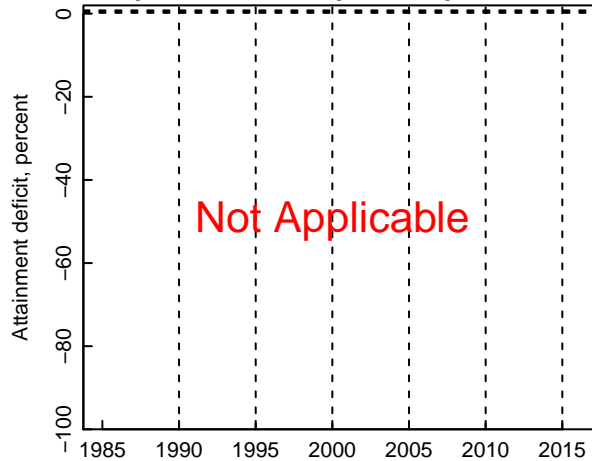
JMSTF2 DO\_OW

30-period trend slope: 0 p-value: 0.54  
15-period trend slope: 0 p-value: 0.92



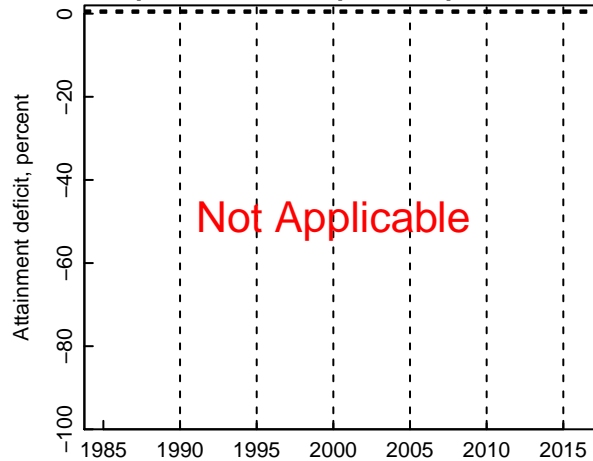
JMSTF2 DO\_DW

30-period trend slope: NA p-value: NA  
15-period trend slope: NA p-value: NA

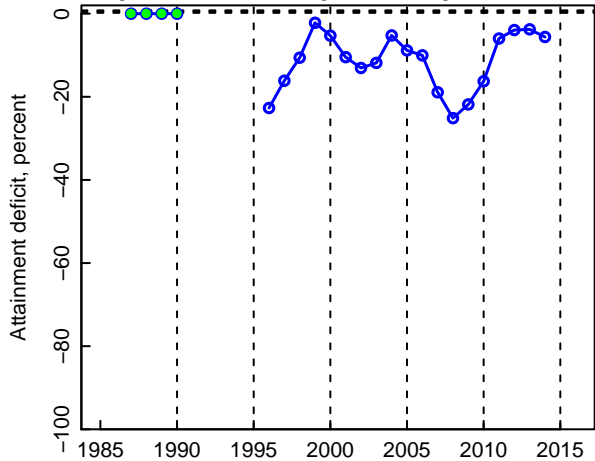
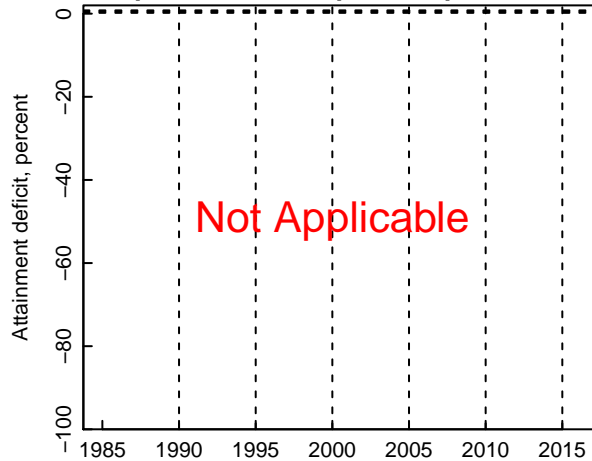
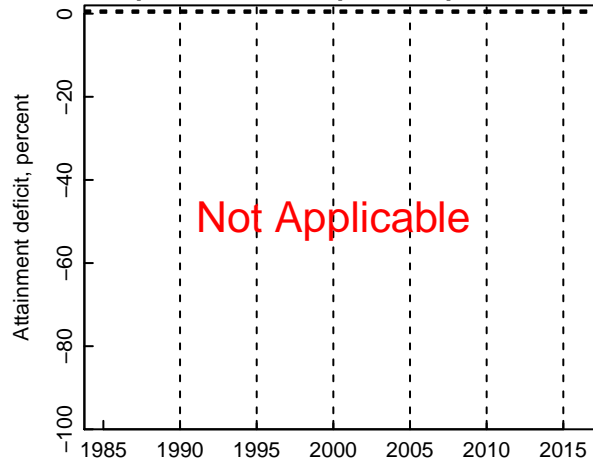


JMSTF2 DO\_DC

30-period trend slope: NA p-value: NA  
15-period trend slope: NA p-value: NA

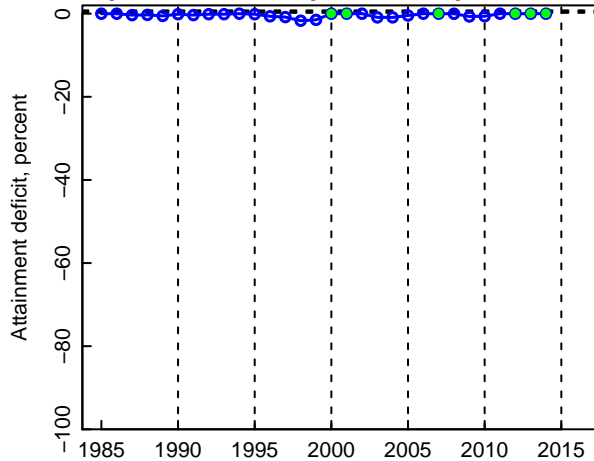




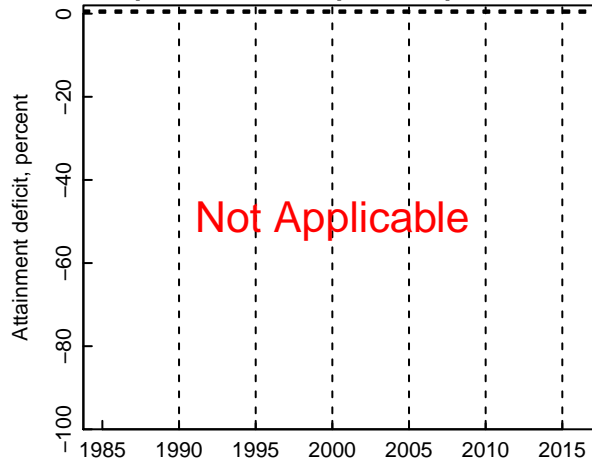
**LAFMH DO\_OW****30-period trend slope: -0.31 p-value: 0.37****15-period trend slope: 0.37 p-value: 0.67****LAFMH DO\_DW****30-period trend slope: NA p-value: NA****15-period trend slope: NA p-value: NA****LAFMH DO\_DC****30-period trend slope: NA p-value: NA****15-period trend slope: NA p-value: NA**

**LCHMH DO\_OW**

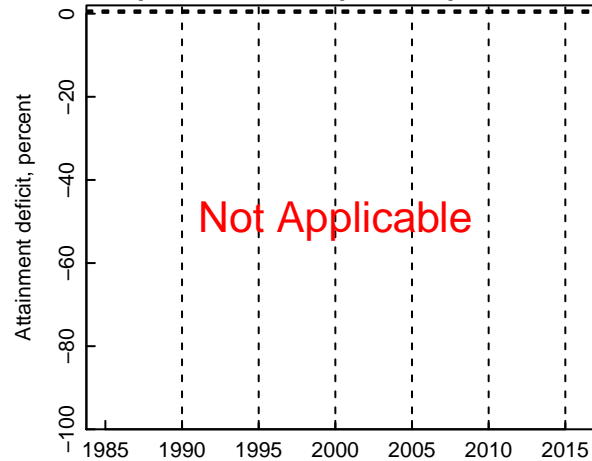
30-period trend slope: 0.00037 p-value: 0.3  
15-period trend slope: 5e-06 p-value: 0.22

**LCHMH DO\_DW**

30-period trend slope: NA p-value: NA  
15-period trend slope: NA p-value: NA

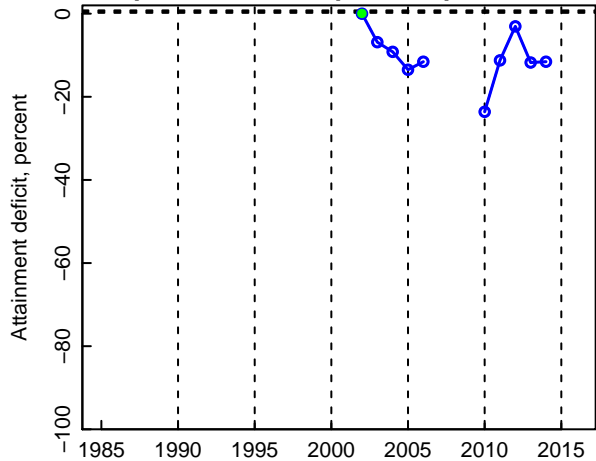
**LCHMH DO\_DC**

30-period trend slope: NA p-value: NA  
15-period trend slope: NA p-value: NA



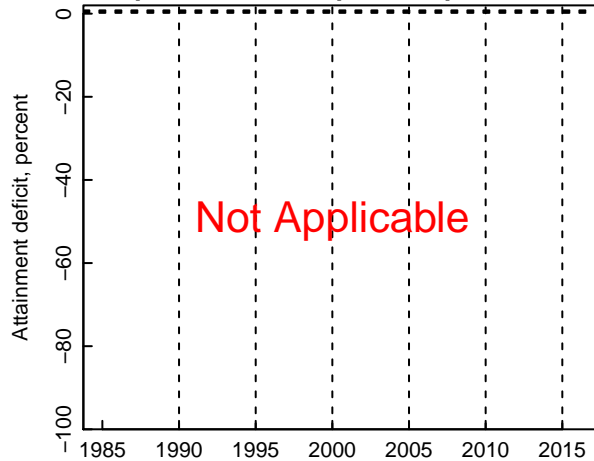
LYNPH DO\_OW

30-period trend slope: NA p-value: NA  
15-period trend slope: NA p-value: NA



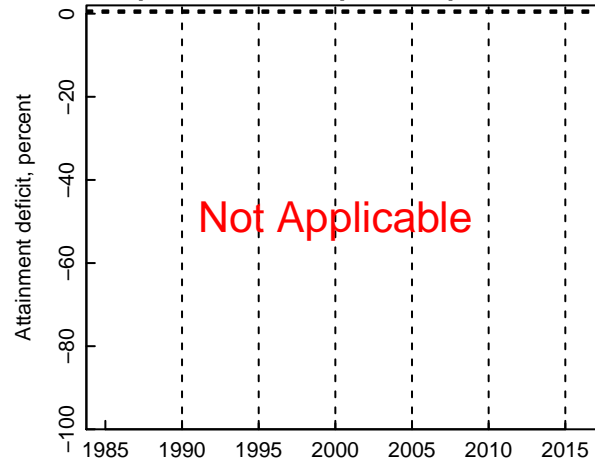
LYNPH DO\_DW

30-period trend slope: NA p-value: NA  
15-period trend slope: NA p-value: NA



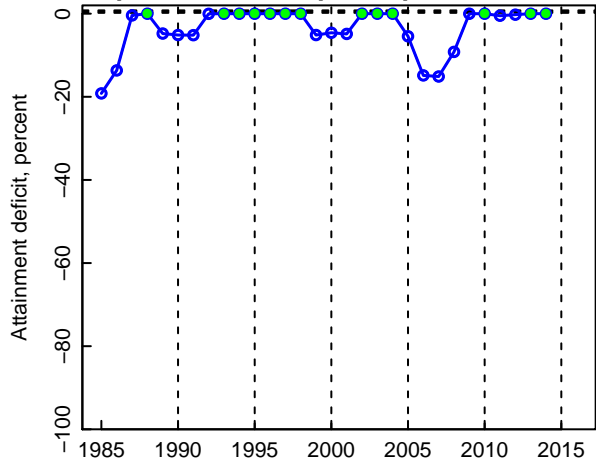
LYNPH DO\_DC

30-period trend slope: NA p-value: NA  
15-period trend slope: NA p-value: NA

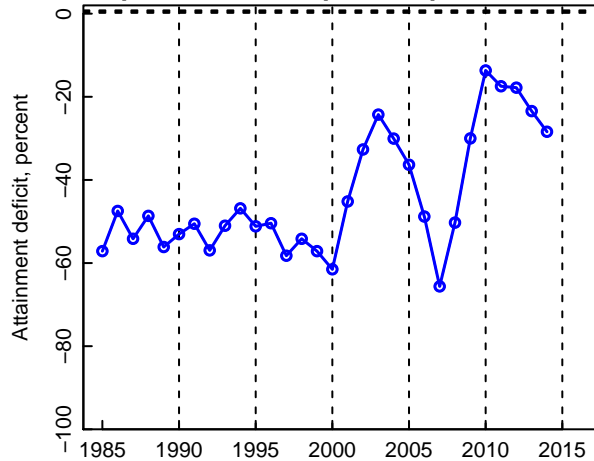


**MAGMH DO\_OW**

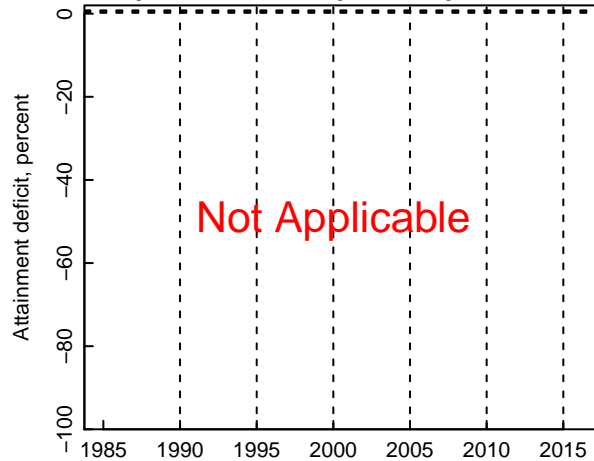
30-period trend slope: 0 p-value: 0.54  
15-period trend slope: 0 p-value: 8.2e-05

**MAGMH DO\_DW**

30-period trend slope: 1 p-value: 0.021  
15-period trend slope: 1.6 p-value: 0.047

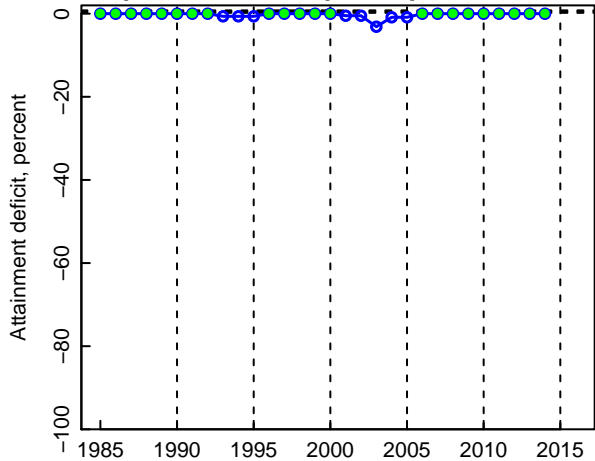
**MAGMH DO\_DC**

30-period trend slope: NA p-value: NA  
15-period trend slope: NA p-value: NA



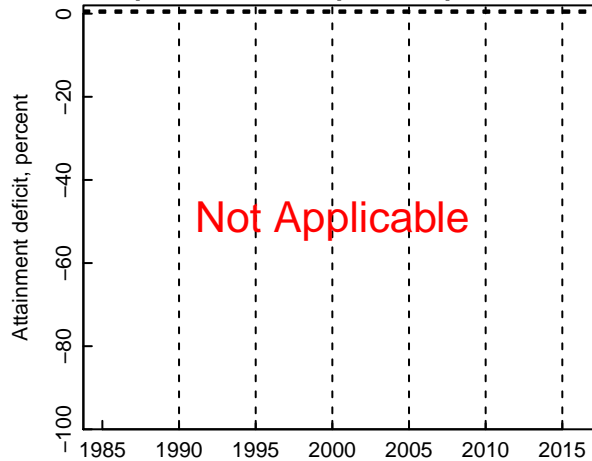
MANMH DO\_OW

30-period trend slope: 0 p-value: 0.92  
15-period trend slope: 0 p-value: 0.0017



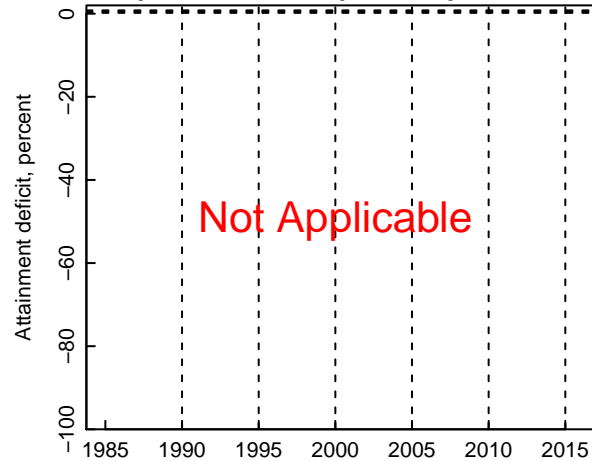
MANMH DO\_DW

30-period trend slope: NA p-value: NA  
15-period trend slope: NA p-value: NA



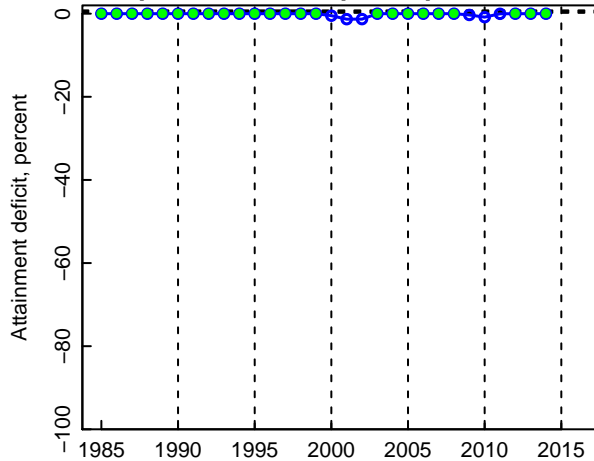
MANMH DO\_DC

30-period trend slope: NA p-value: NA  
15-period trend slope: NA p-value: NA

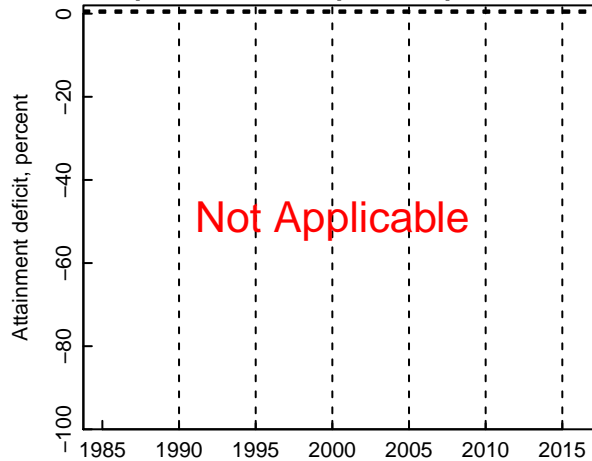


**MATTF DO\_OW**

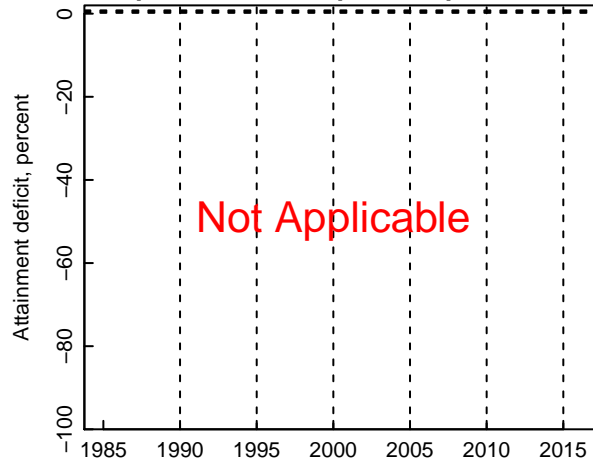
30-period trend slope: 0 p-value: 0.25  
15-period trend slope: 0 p-value: 0.18

**MATTF DO\_DW**

30-period trend slope: NA p-value: NA  
15-period trend slope: NA p-value: NA

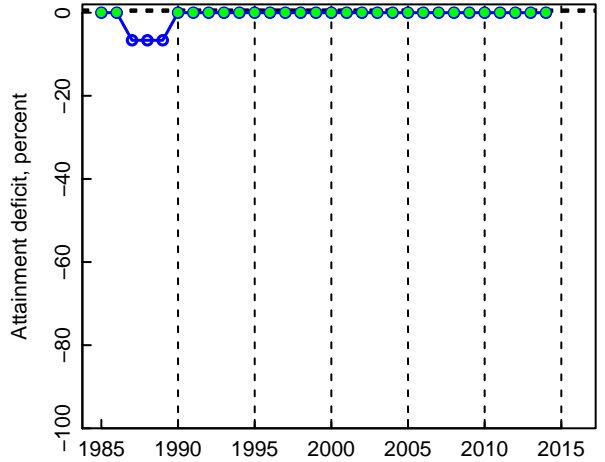
**MATTF DO\_DC**

30-period trend slope: NA p-value: NA  
15-period trend slope: NA p-value: NA



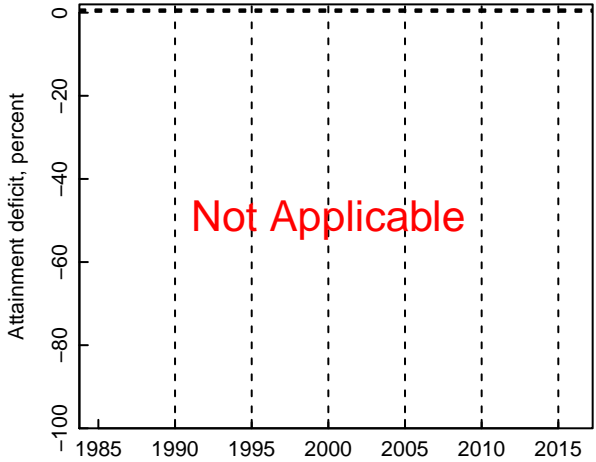
MIDOH DO\_OW

30-period trend slope: 0 p-value: 0.1  
15-period trend slope: 0 p-value: NaN



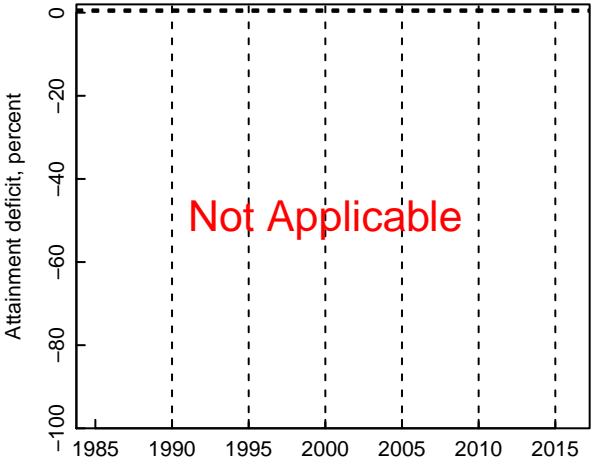
MIDOH DO\_DW

30-period trend slope: NA p-value: NA  
15-period trend slope: NA p-value: NA



MIDOH DO\_DC

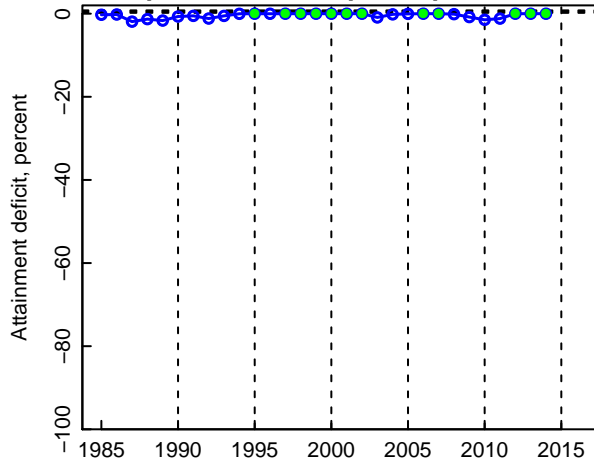
30-period trend slope: NA p-value: NA  
15-period trend slope: NA p-value: NA



MOBPH DO\_OW

30-period trend slope: 0.0056 p-value: 0.15

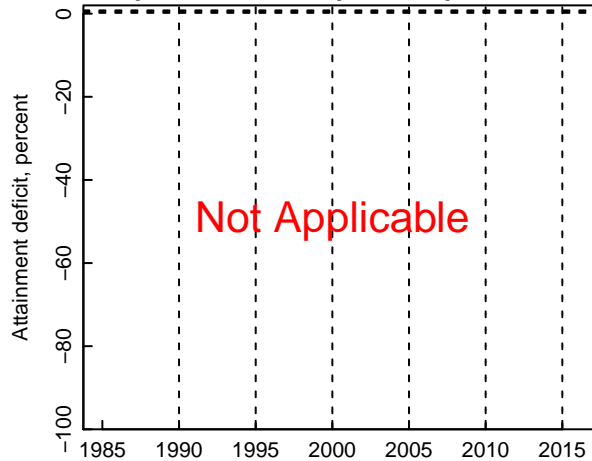
15-period trend slope: 0 p-value: 0.5



MOBPH DO\_DW

30-period trend slope: NA p-value: NA

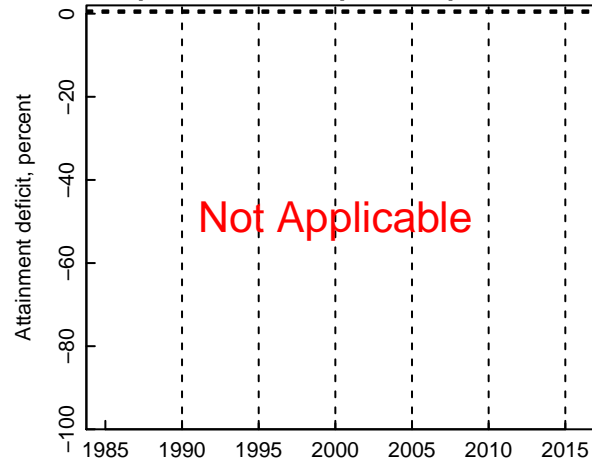
15-period trend slope: NA p-value: NA



MOBPH DO\_DC

30-period trend slope: NA p-value: NA

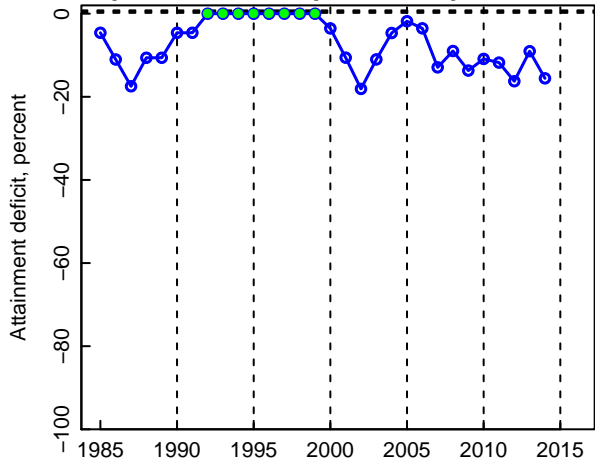
15-period trend slope: NA p-value: NA



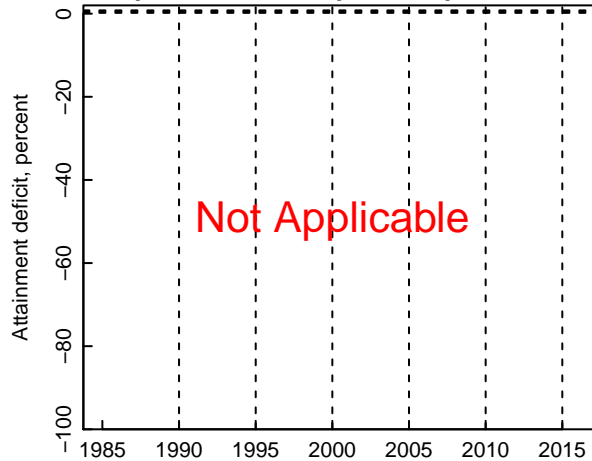


**MPNOH DO\_OW**

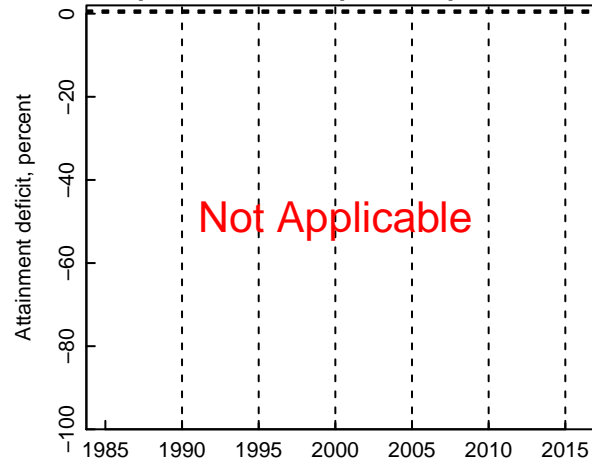
30-period trend slope:  $-0.19$  p-value: 0.3  
15-period trend slope:  $-0.39$  p-value: 0.17

**MPNOH DO\_DW**

30-period trend slope: NA p-value: NA  
15-period trend slope: NA p-value: NA

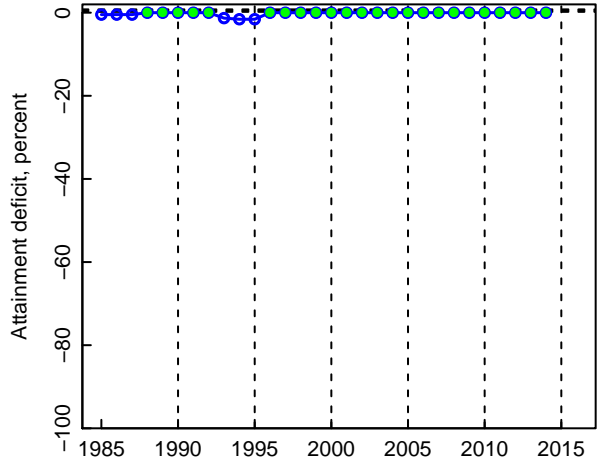
**MPNOH DO\_DC**

30-period trend slope: NA p-value: NA  
15-period trend slope: NA p-value: NA



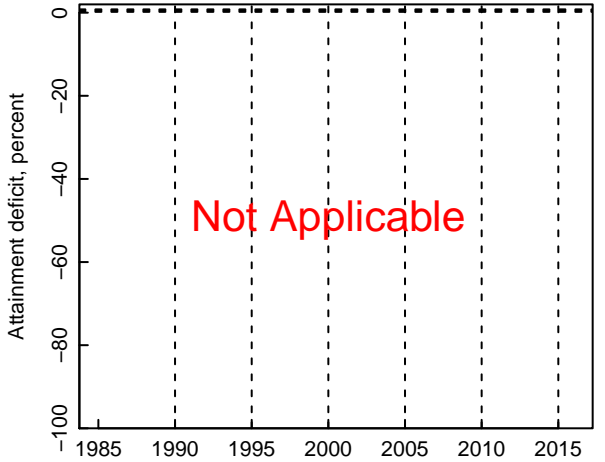
MPNTF DO\_OW

30-period trend slope: 0 p-value: 0.068  
15-period trend slope: 0 p-value: NaN



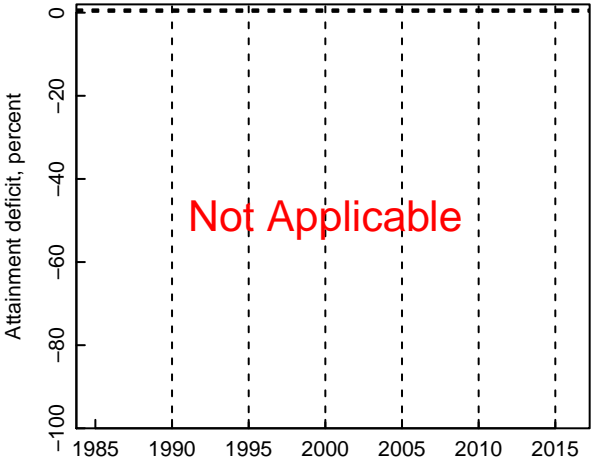
MPNTF DO\_DW

30-period trend slope: NA p-value: NA  
15-period trend slope: NA p-value: NA



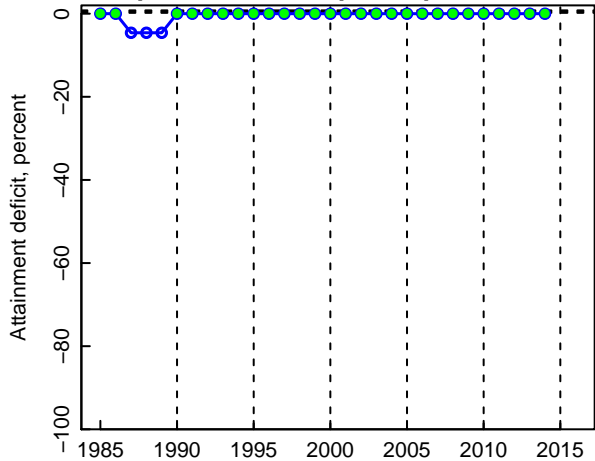
MPNTF DO\_DC

30-period trend slope: NA p-value: NA  
15-period trend slope: NA p-value: NA



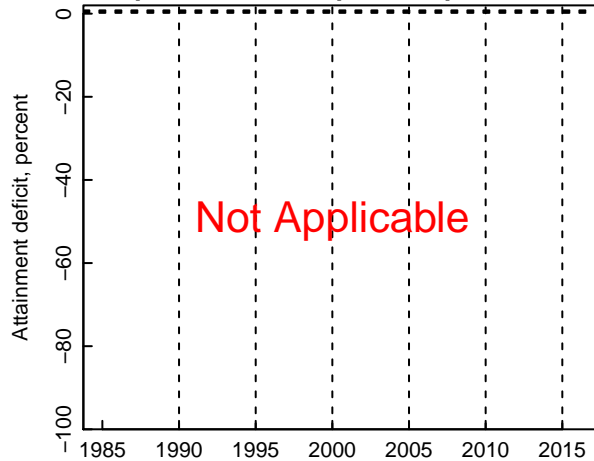
NANMH DO\_OW

30-period trend slope: 0 p-value: 0.1  
 15-period trend slope: 0 p-value: NaN



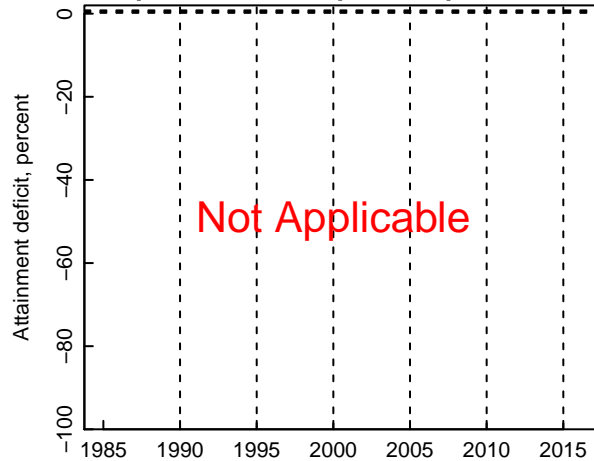
NANMH DO\_DW

30-period trend slope: NA p-value: NA  
 15-period trend slope: NA p-value: NA



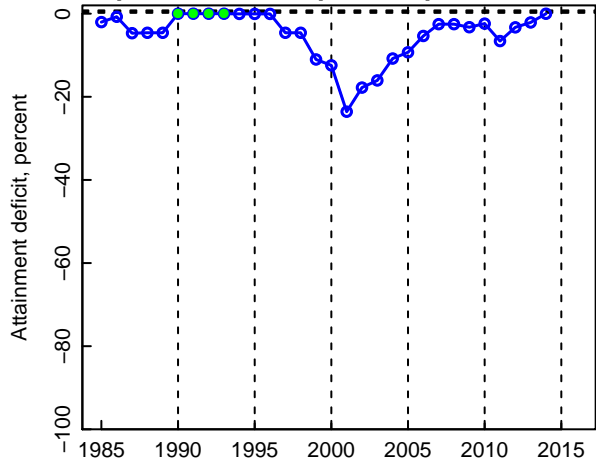
NANMH DO\_DC

30-period trend slope: NA p-value: NA  
 15-period trend slope: NA p-value: NA



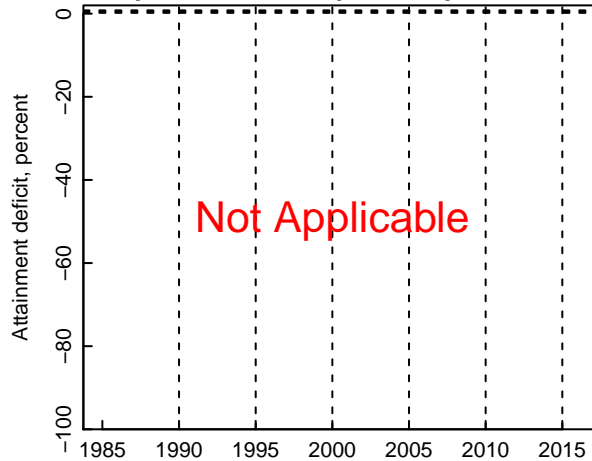
NANO<sub>H</sub> DO\_OW

30-period trend slope: -0.069 p-value: 0.45  
 15-period trend slope: 1.4 p-value: 2e-04



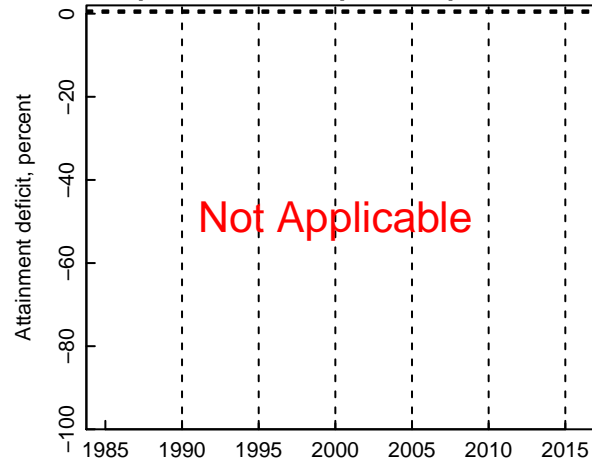
NANO<sub>H</sub> DO\_DW

30-period trend slope: NA p-value: NA  
 15-period trend slope: NA p-value: NA



NANO<sub>H</sub> DO\_DC

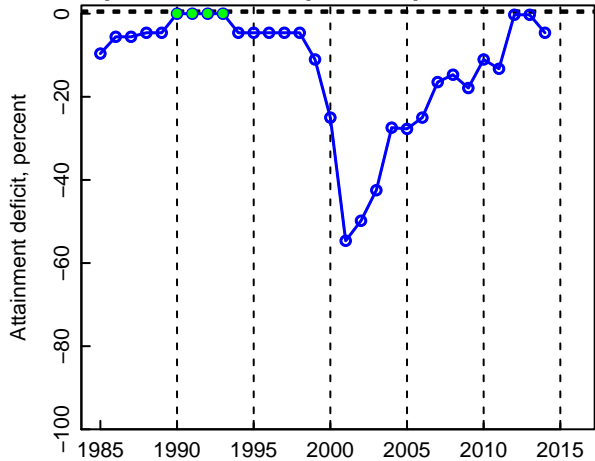
30-period trend slope: NA p-value: NA  
 15-period trend slope: NA p-value: NA



NANTF\_DE DO\_OW

30-period trend slope: -0.4 p-value: 0.33

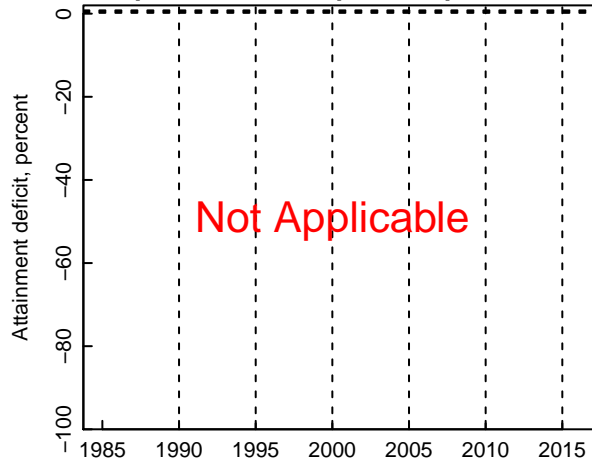
15-period trend slope: 3.7 p-value: 9.1e-05



NANTF\_DE DO\_DW

30-period trend slope: NA p-value: NA

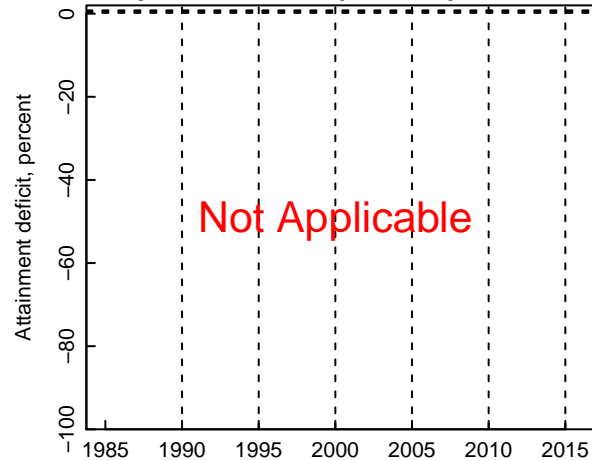
15-period trend slope: NA p-value: NA



NANTF\_DE DO\_DC

30-period trend slope: NA p-value: NA

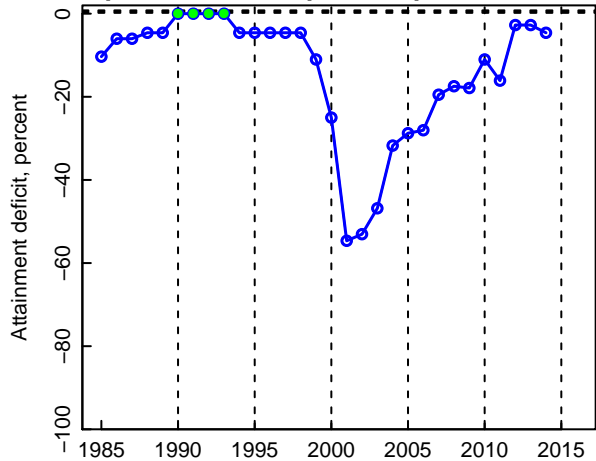
15-period trend slope: NA p-value: NA



NANTF\_MD DO\_OW

30-period trend slope: -0.42 p-value: 0.35

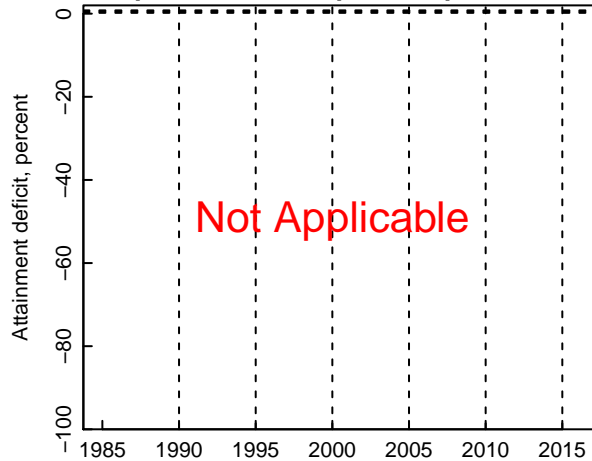
15-period trend slope: 3.8 p-value: 3.9e-05



NANTF\_MD DO\_DW

30-period trend slope: NA p-value: NA

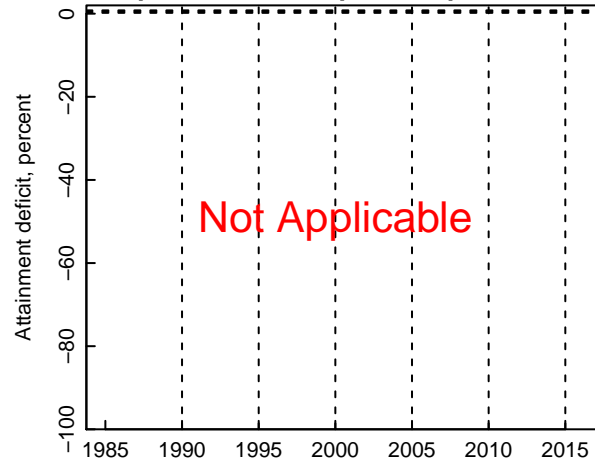
15-period trend slope: NA p-value: NA



NANTF\_MD DO\_DC

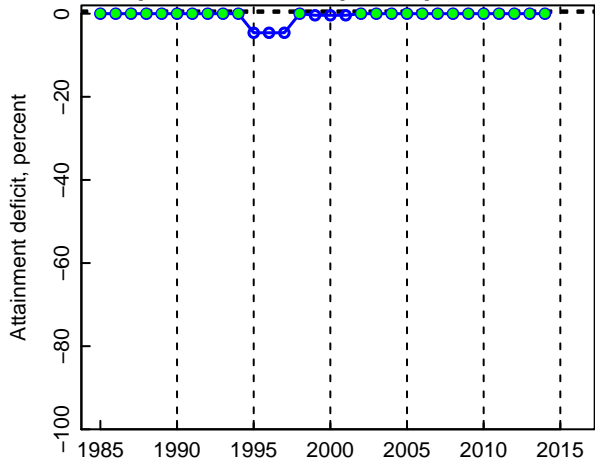
30-period trend slope: NA p-value: NA

15-period trend slope: NA p-value: NA



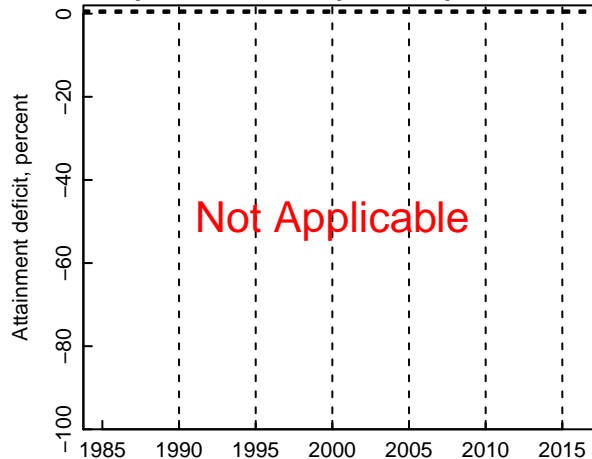
**NORTF DO\_OW**

30-period trend slope: 0 p-value: 0.7  
15-period trend slope: 0 p-value: 0.12



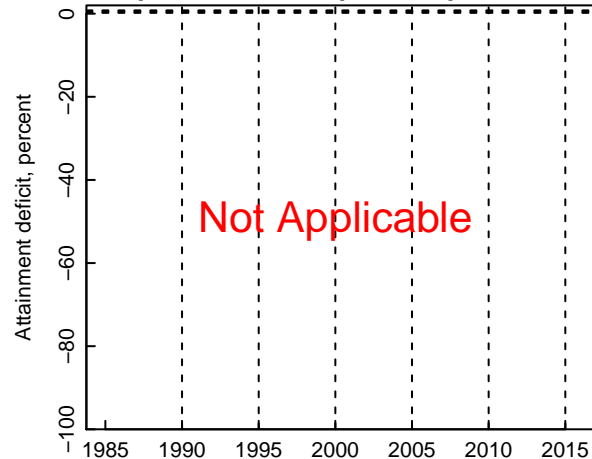
**NORTF DO\_DW**

30-period trend slope: NA p-value: NA  
15-period trend slope: NA p-value: NA



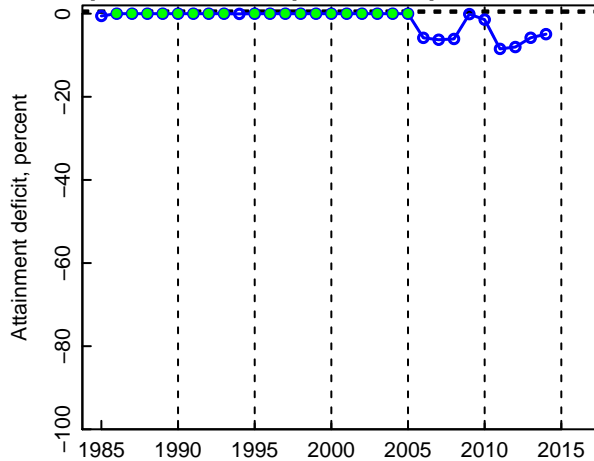
**NORTF DO\_DC**

30-period trend slope: NA p-value: NA  
15-period trend slope: NA p-value: NA



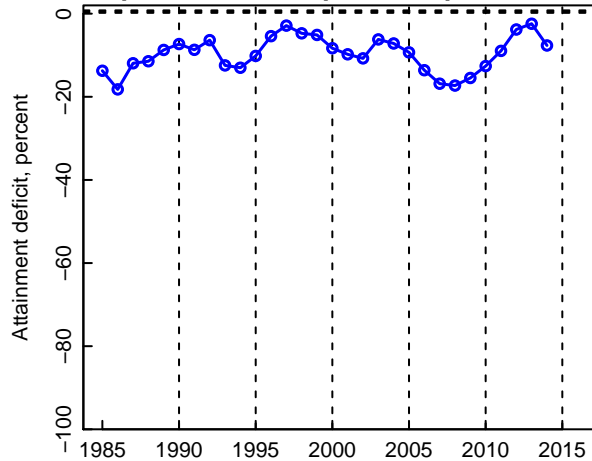
PATMH DO\_OW

30-period trend slope: 0 p-value: 0.017  
 15-period trend slope: -0.46 p-value: 1.8e-05



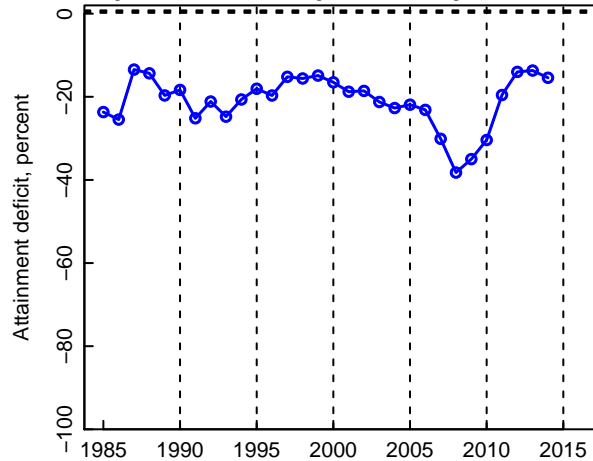
PATMH DO\_DW

30-period trend slope: 0.083 p-value: 0.51  
 15-period trend slope: 0.18 p-value: 0.78



PATMH DO\_DC

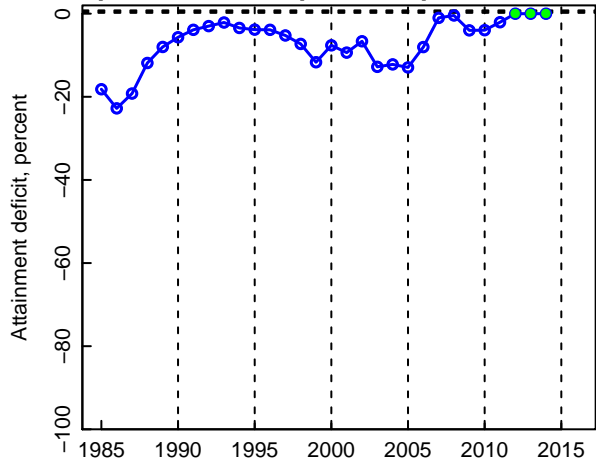
30-period trend slope: -0.12 p-value: 0.75  
 15-period trend slope: -0.11 p-value: 0.89



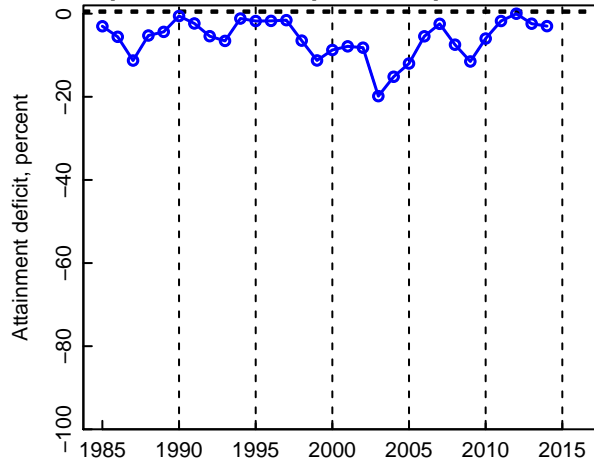


**PAXMH DO\_OW**

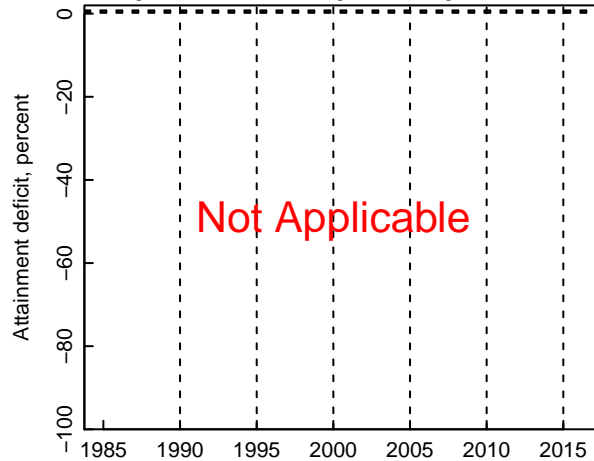
30-period trend slope: 0.28 p-value: 0.05  
15-period trend slope: 0.98 p-value: 1.1e-04

**PAXMH DO\_DW**

30-period trend slope: -0.035 p-value: 0.72  
15-period trend slope: 0.74 p-value: 4e-05

**PAXMH DO\_DC**

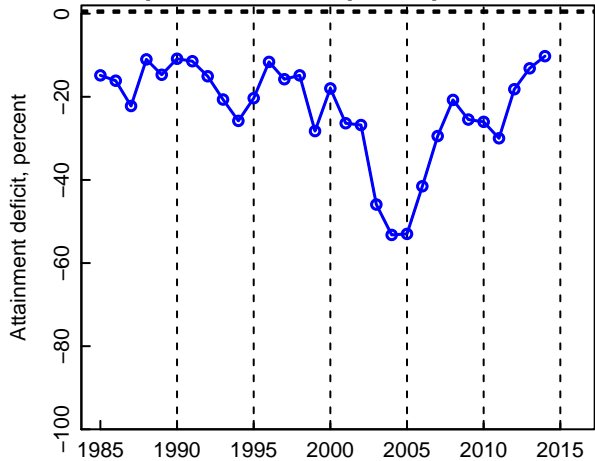
30-period trend slope: NA p-value: NA  
15-period trend slope: NA p-value: NA



### PAXOH DO\_OW

30-period trend slope: -0.5 p-value: 0.086

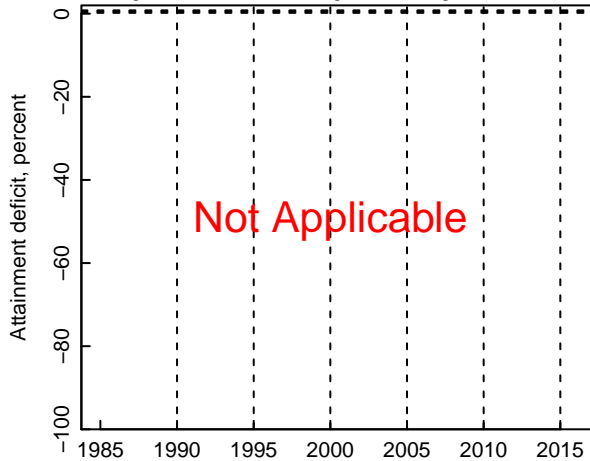
15-period trend slope: 2 p-value: 0.2



### PAXOH DO\_DW

30-period trend slope: NA p-value: NA

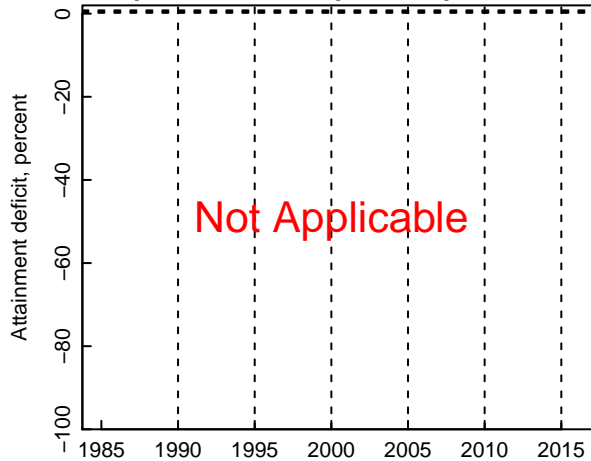
15-period trend slope: NA p-value: NA



### PAXOH DO\_DC

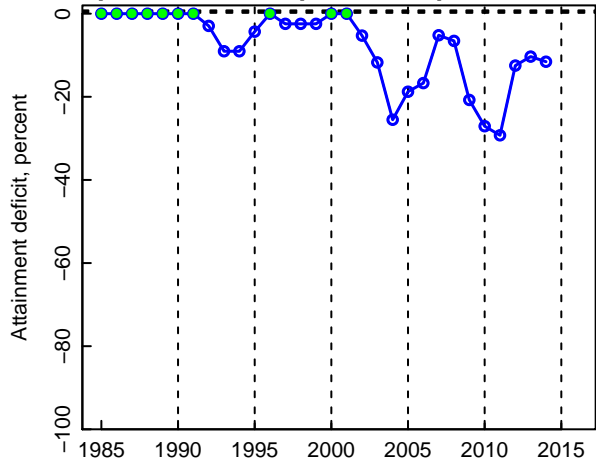
30-period trend slope: NA p-value: NA

15-period trend slope: NA p-value: NA

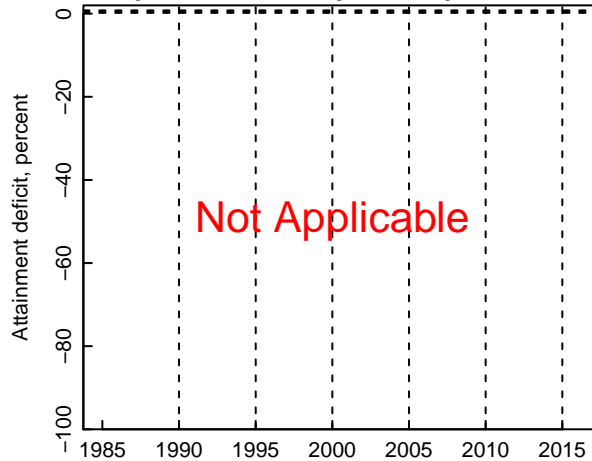


**PAXTF DO\_OW**

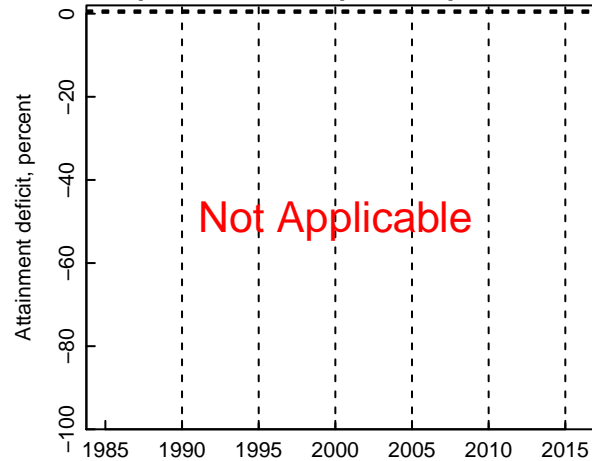
30-period trend slope:  $-0.54$  p-value:  $0.0001$   
15-period trend slope:  $-0.89$  p-value:  $0.0041$

**PAXTF DO\_DW**

30-period trend slope: NA p-value: NA  
15-period trend slope: NA p-value: NA

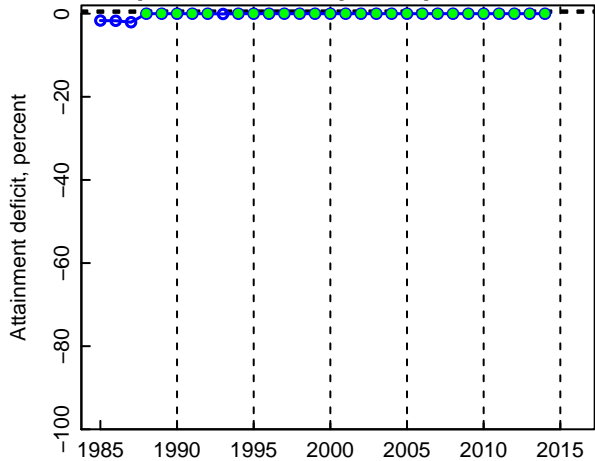
**PAXTF DO\_DC**

30-period trend slope: NA p-value: NA  
15-period trend slope: NA p-value: NA



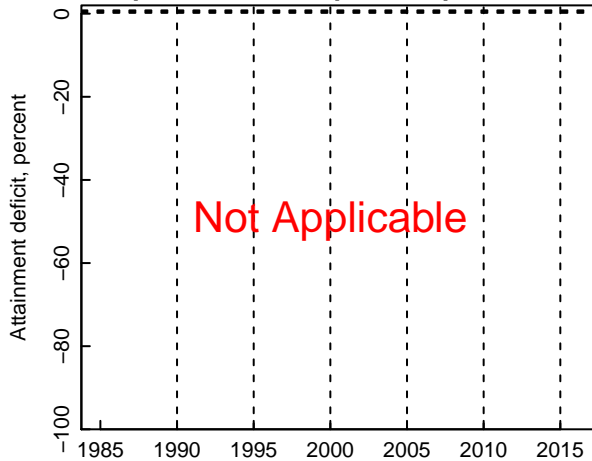
PIAMH DO\_OW

30-period trend slope: 0 p-value: 0.11  
 15-period trend slope: 0 p-value: NaN



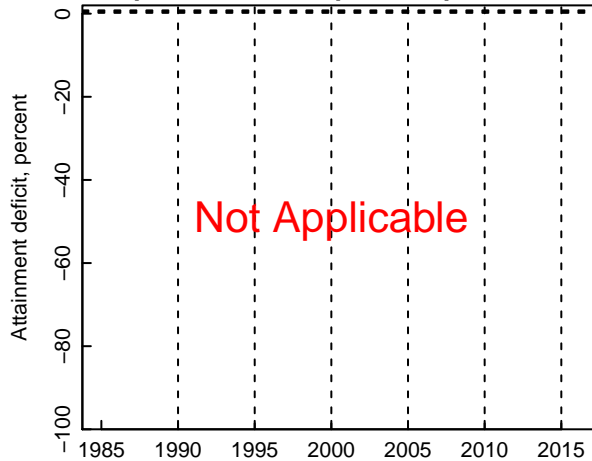
PIAMH DO\_DW

30-period trend slope: NA p-value: NA  
 15-period trend slope: NA p-value: NA



PIAMH DO\_DC

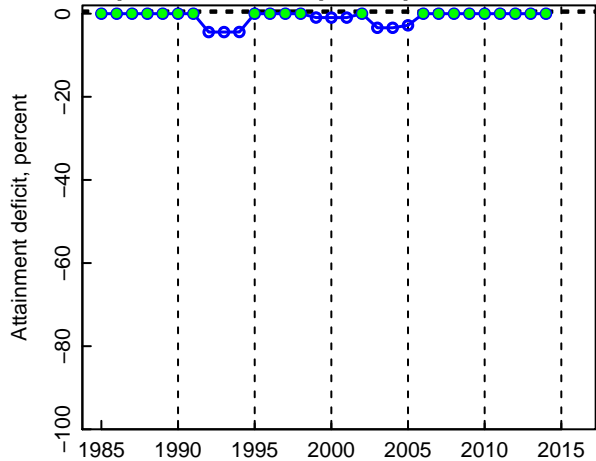
30-period trend slope: NA p-value: NA  
 15-period trend slope: NA p-value: NA



PISTF DO\_OW

30-period trend slope: 0 p-value: 0.77

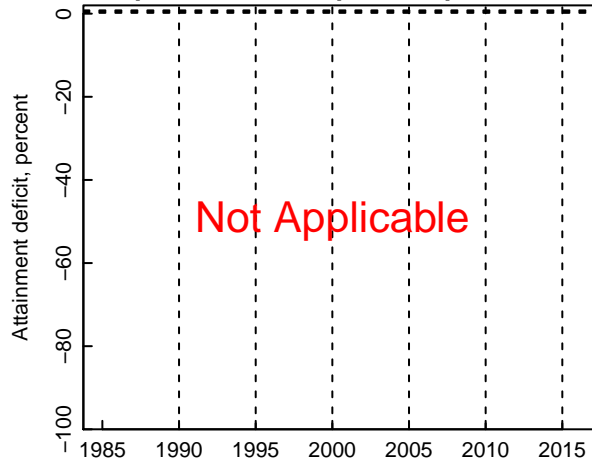
15-period trend slope: 0 p-value: 0.00068



PISTF DO\_DW

30-period trend slope: NA p-value: NA

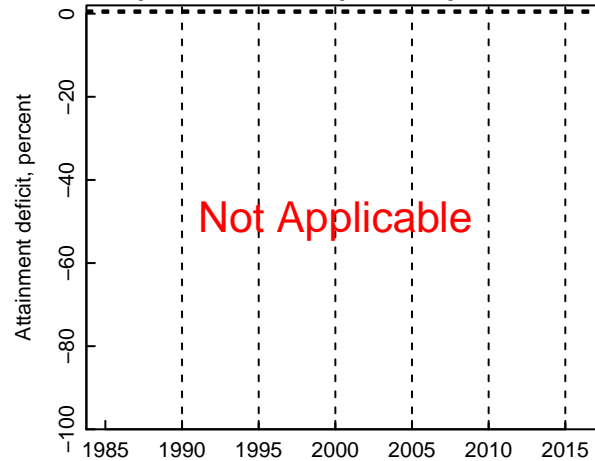
15-period trend slope: NA p-value: NA



PISTF DO\_DC

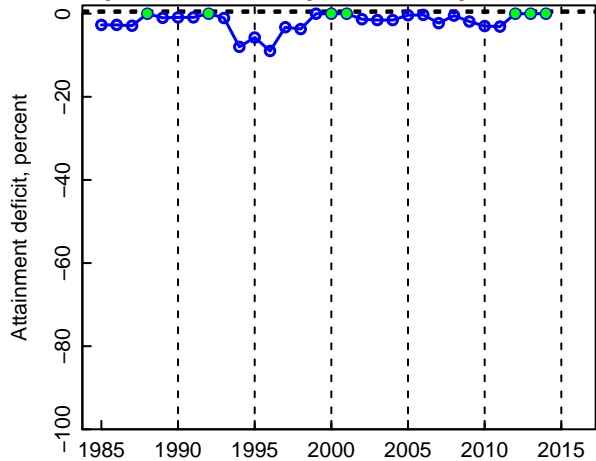
30-period trend slope: NA p-value: NA

15-period trend slope: NA p-value: NA



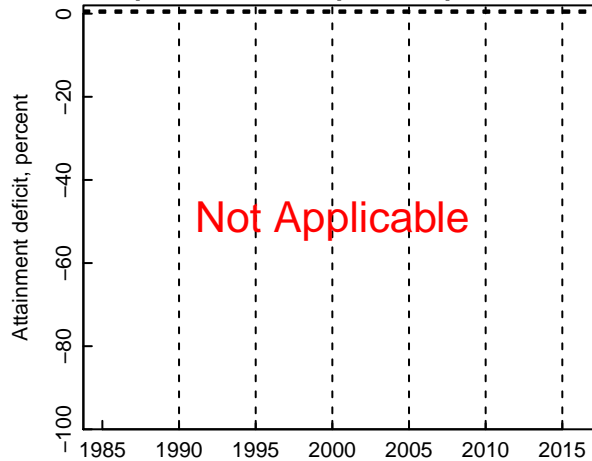
PMKOH DO\_OW

30-period trend slope: 0.028 p-value: 0.29  
15-period trend slope: -0.048 p-value: 0.65



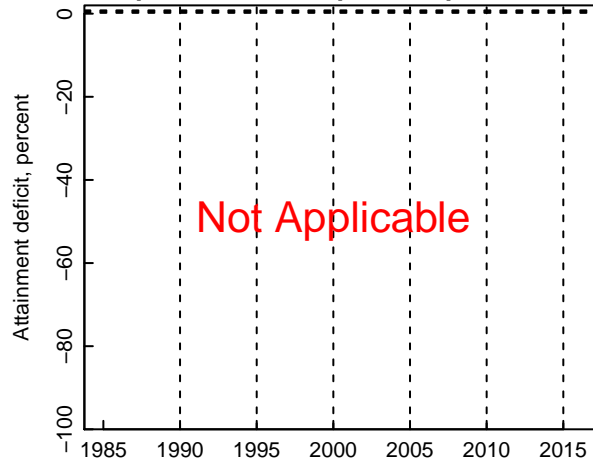
PMKOH DO\_DW

30-period trend slope: NA p-value: NA  
15-period trend slope: NA p-value: NA



PMKOH DO\_DC

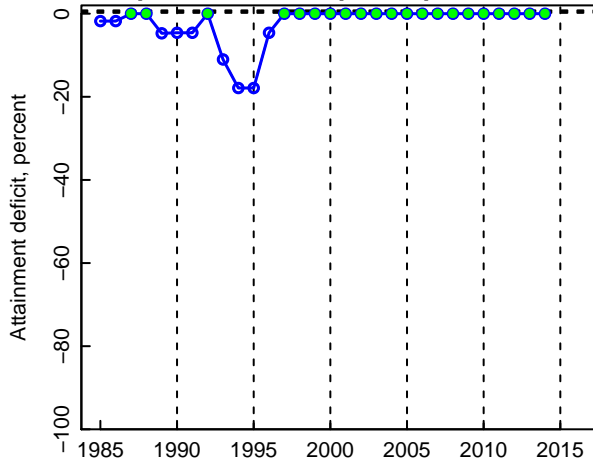
30-period trend slope: NA p-value: NA  
15-period trend slope: NA p-value: NA



**PMKTF DO\_OW**

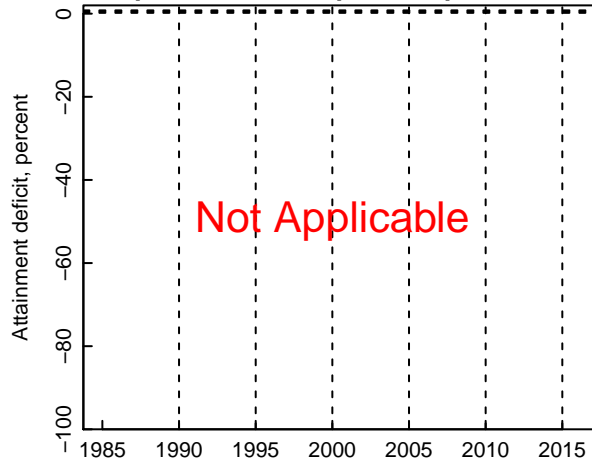
30-period trend slope: 0 p-value: 0.018

15-period trend slope: 0 p-value: NaN

**PMKTF DO\_DW**

30-period trend slope: NA p-value: NA

15-period trend slope: NA p-value: NA

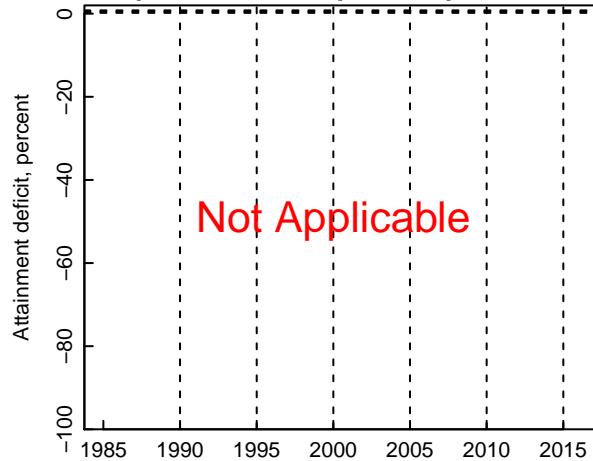


Not Applicable

**PMKTF DO\_DC**

30-period trend slope: NA p-value: NA

15-period trend slope: NA p-value: NA

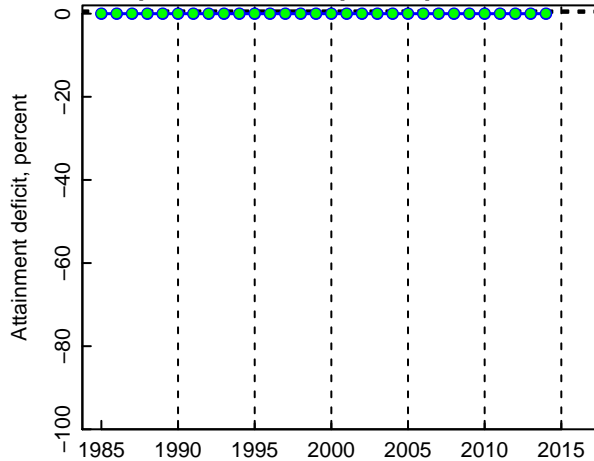


Not Applicable

POCMH\_MD DO\_OW

30-period trend slope: 0 p-value: NaN

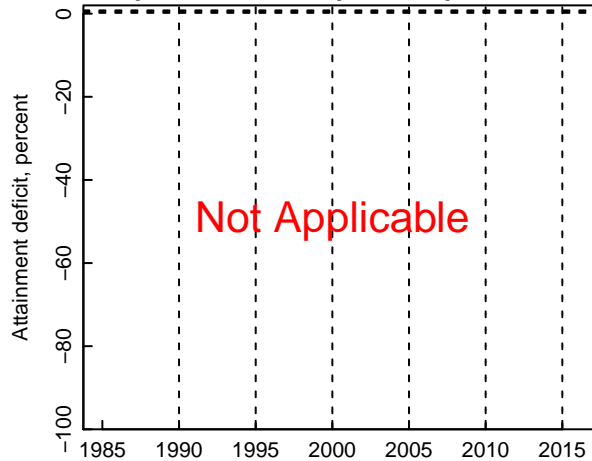
15-period trend slope: 0 p-value: NaN



POCMH\_MD DO\_DW

30-period trend slope: NA p-value: NA

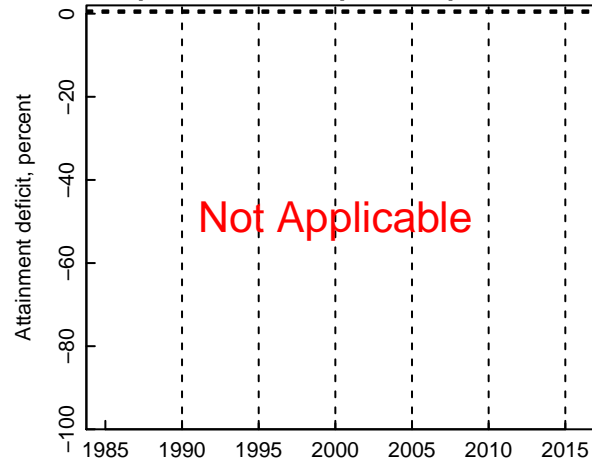
15-period trend slope: NA p-value: NA



POCMH\_MD DO\_DC

30-period trend slope: NA p-value: NA

15-period trend slope: NA p-value: NA

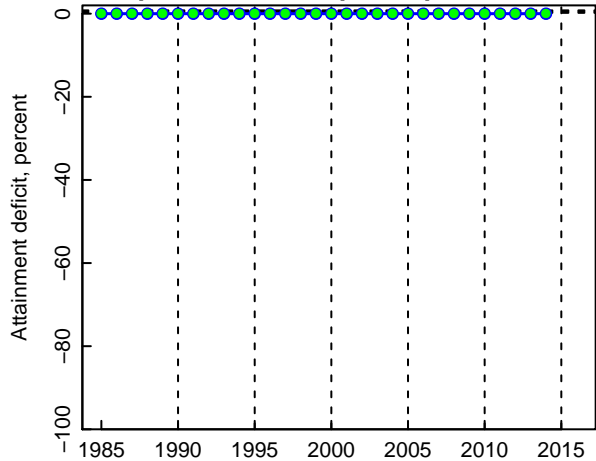




POCMH\_VA DO\_OW

30-period trend slope: 0 p-value: NaN

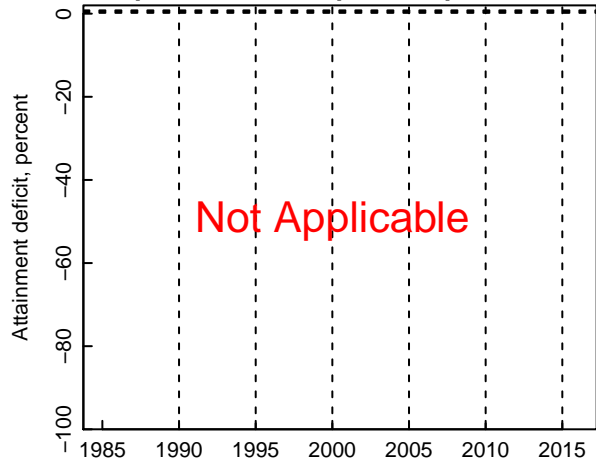
15-period trend slope: 0 p-value: NaN



POCMH\_VA DO\_DW

30-period trend slope: NA p-value: NA

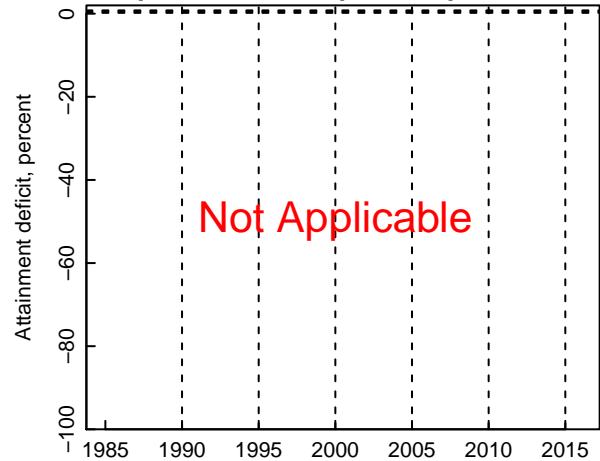
15-period trend slope: NA p-value: NA



POCMH\_VA DO\_DC

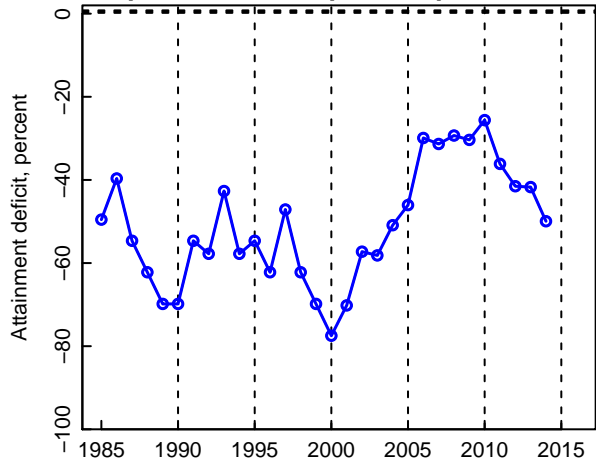
30-period trend slope: NA p-value: NA

15-period trend slope: NA p-value: NA



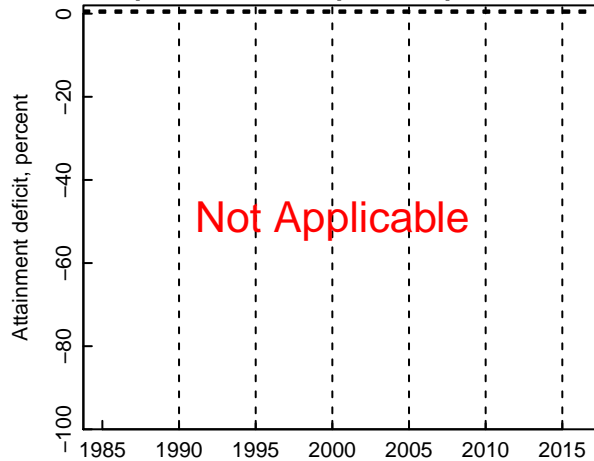
POCOH\_MD DO\_OW

30-period trend slope: 0.86 p-value: 0.16  
15-period trend slope: 2.3 p-value: 0.12



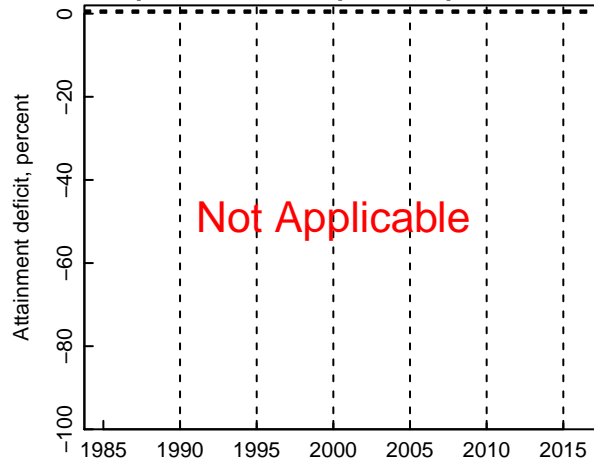
POCOH\_MD DO\_DW

30-period trend slope: NA p-value: NA  
15-period trend slope: NA p-value: NA



POCOH\_MD DO\_DC

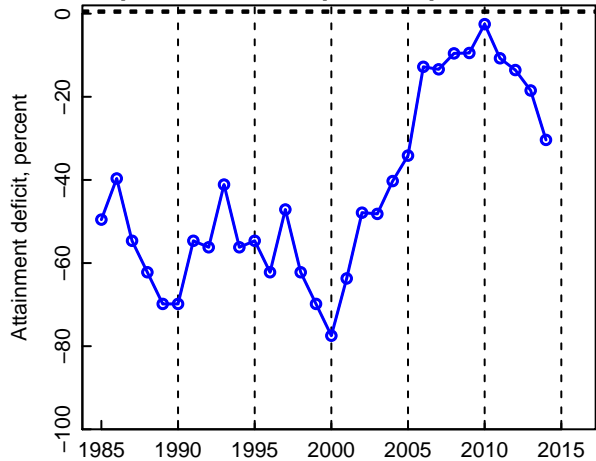
30-period trend slope: NA p-value: NA  
15-period trend slope: NA p-value: NA



POCOH\_VA DO\_OW

30-period trend slope: 2 p-value: 0.054

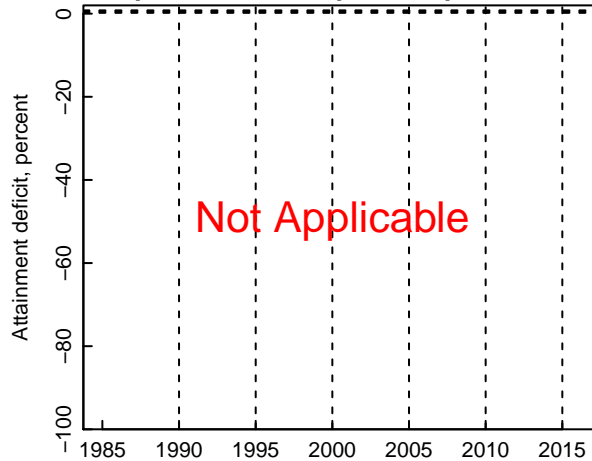
15-period trend slope: 3.9 p-value: 0.049



POCOH\_VA DO\_DW

30-period trend slope: NA p-value: NA

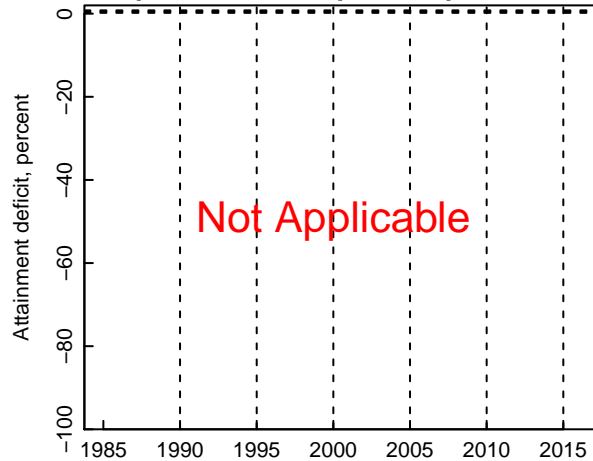
15-period trend slope: NA p-value: NA



POCOH\_VA DO\_DC

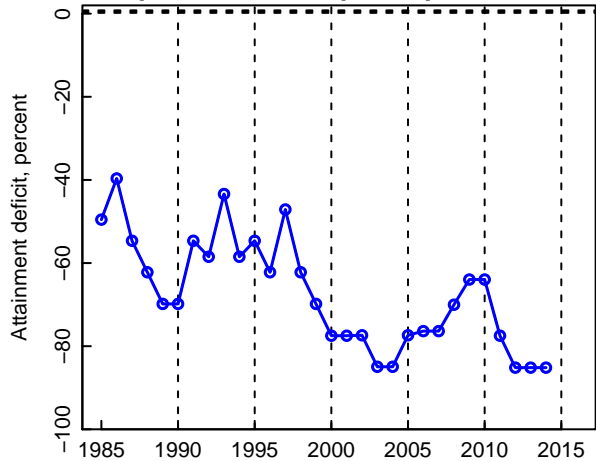
30-period trend slope: NA p-value: NA

15-period trend slope: NA p-value: NA



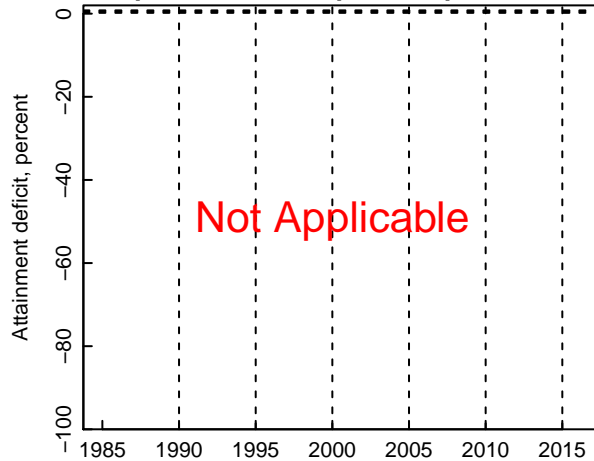
**POCTF DO\_OW**

30-period trend slope: -1.1 p-value: 2.4e-04  
 15-period trend slope: 0 p-value: 0.94



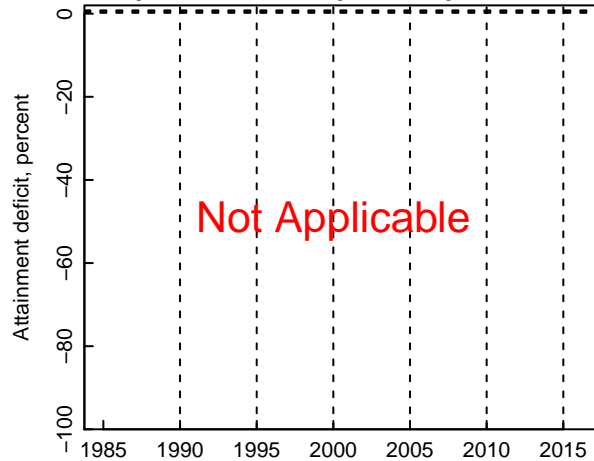
**POCTF DO\_DW**

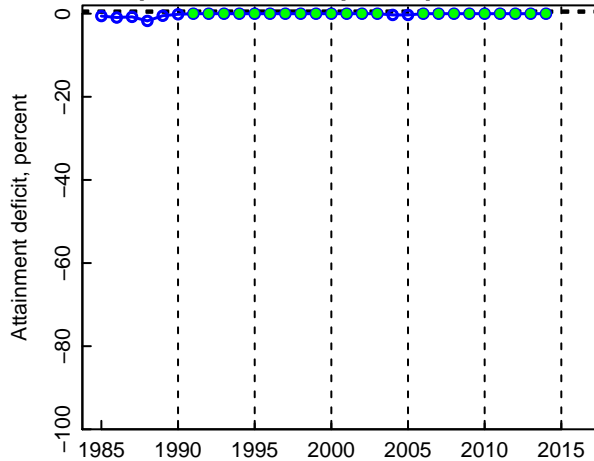
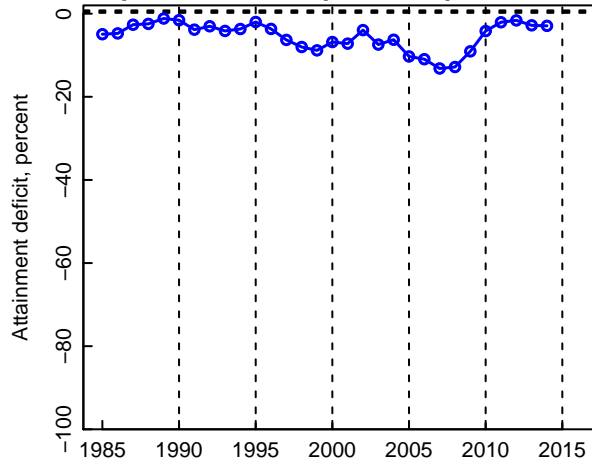
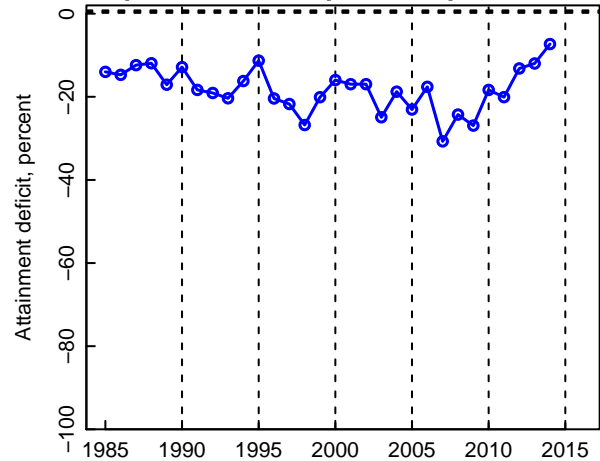
30-period trend slope: NA p-value: NA  
 15-period trend slope: NA p-value: NA



**POCTF DO\_DC**

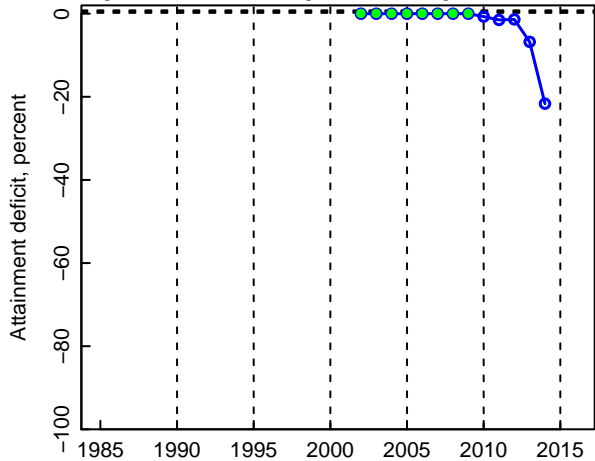
30-period trend slope: NA p-value: NA  
 15-period trend slope: NA p-value: NA



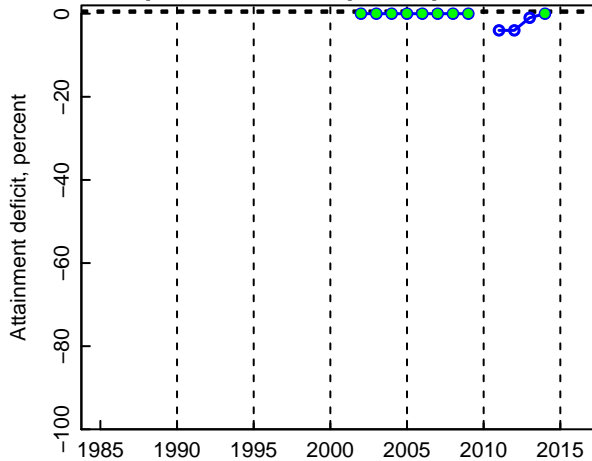
**POTMH\_MD DO\_OW****30-period trend slope: 0 p-value: 0.085****15-period trend slope: 0 p-value: 0.44****POTMH\_MD DO\_DW****30-period trend slope: -0.19 p-value: 0.3****15-period trend slope: 0.34 p-value: 0.43****POTMH\_MD DO\_DC****30-period trend slope: -0.24 p-value: 0.26****15-period trend slope: 0.38 p-value: 0.62**

**POTMH\_VA DO\_OW**

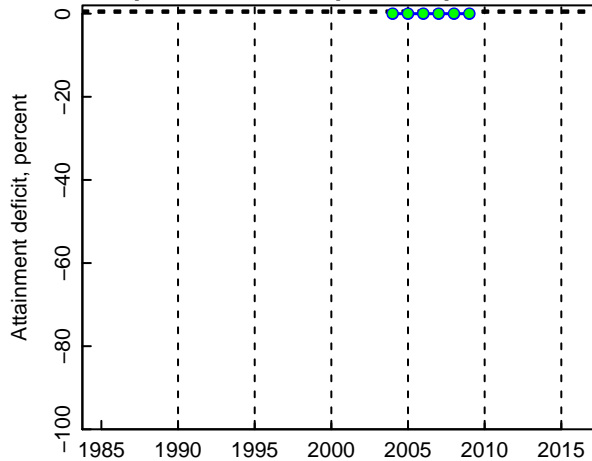
30-period trend slope: -0.19 p-value: 0.017  
15-period trend slope: -0.19 p-value: 0.017

**POTMH\_VA DO\_DW**

30-period trend slope: 0 p-value: 0.1  
15-period trend slope: 0 p-value: 0.1

**POTMH\_VA DO\_DC**

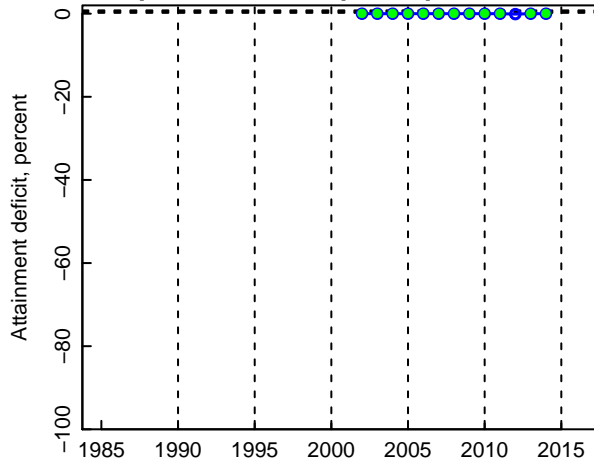
30-period trend slope: NA p-value: NA  
15-period trend slope: NA p-value: NA



POTOH\_VA DO\_OW

30-period trend slope: 0 p-value: 0.35

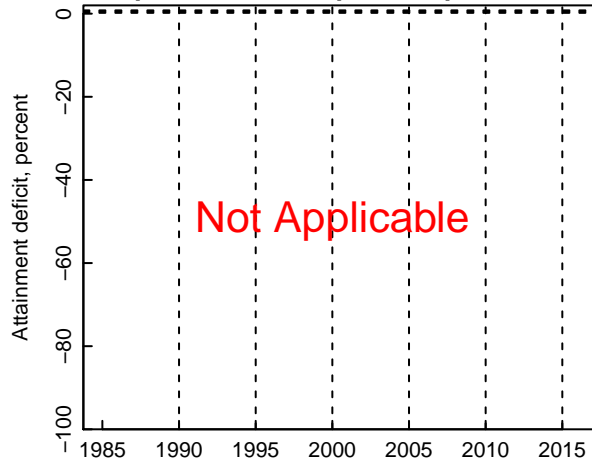
15-period trend slope: 0 p-value: 0.35



POTOH\_VA DO\_DW

30-period trend slope: NA p-value: NA

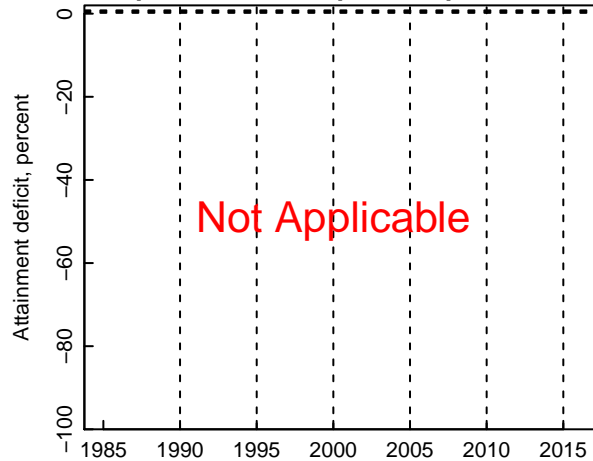
15-period trend slope: NA p-value: NA



POTOH\_VA DO\_DC

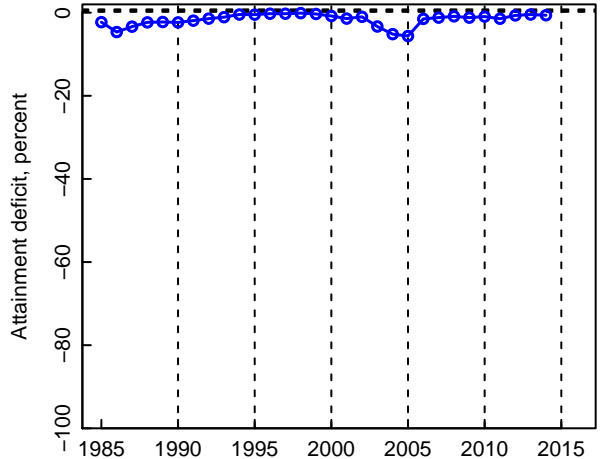
30-period trend slope: NA p-value: NA

15-period trend slope: NA p-value: NA



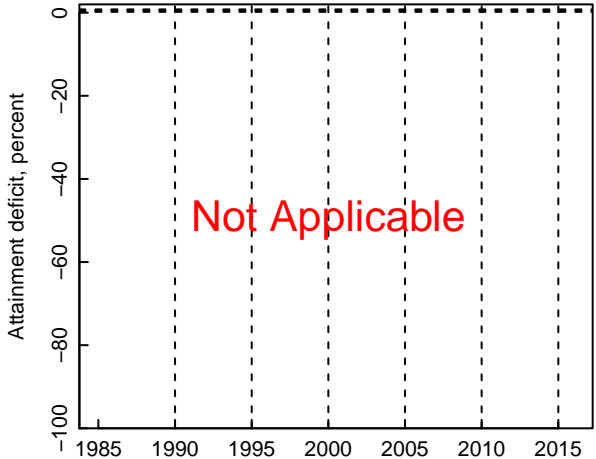
POTOH1\_MD DO\_OW

30-period trend slope: 0.052 p-value: 0.15  
15-period trend slope: 0.087 p-value: 0.009



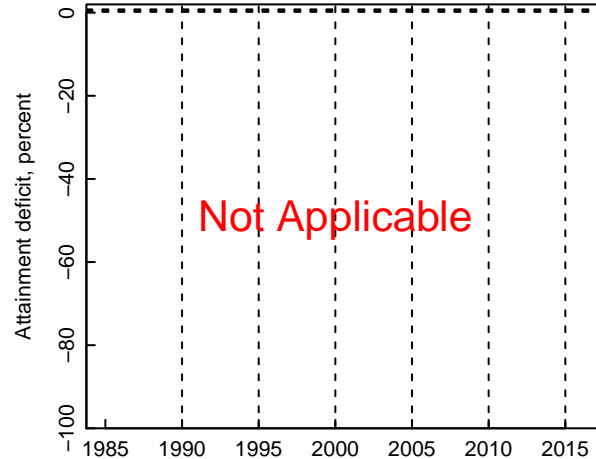
POTOH1\_MD DO\_DW

30-period trend slope: NA p-value: NA  
15-period trend slope: NA p-value: NA



POTOH1\_MD DO\_DC

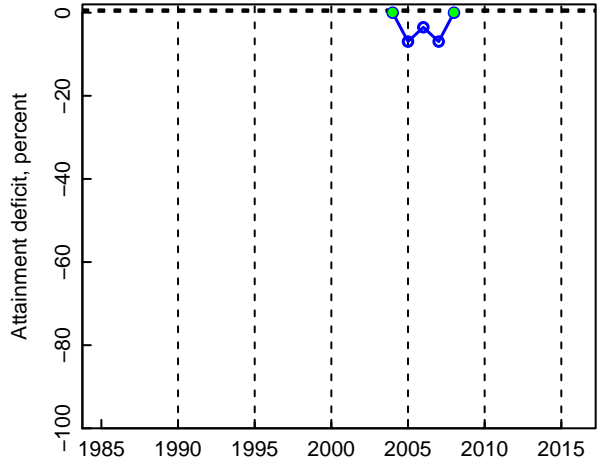
30-period trend slope: NA p-value: NA  
15-period trend slope: NA p-value: NA





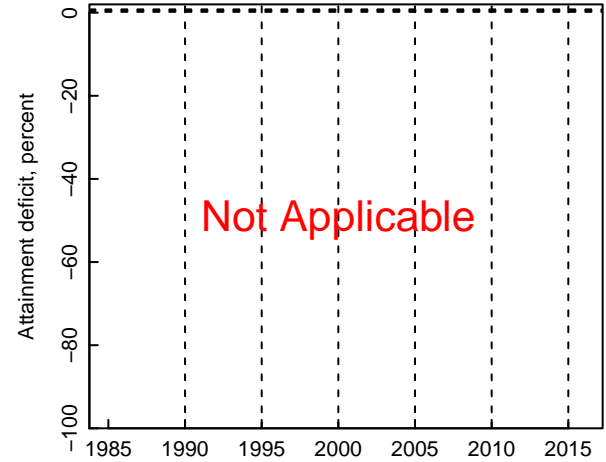
POTOH2\_MD DO\_OW

30-period trend slope: NA p-value: NA  
15-period trend slope: NA p-value: NA



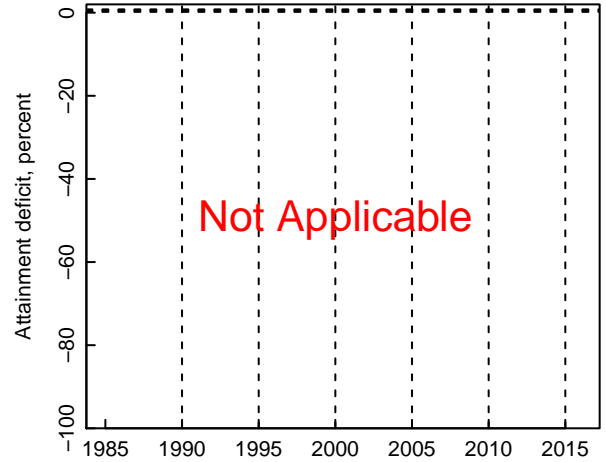
POTOH2\_MD DO\_DW

30-period trend slope: NA p-value: NA  
15-period trend slope: NA p-value: NA



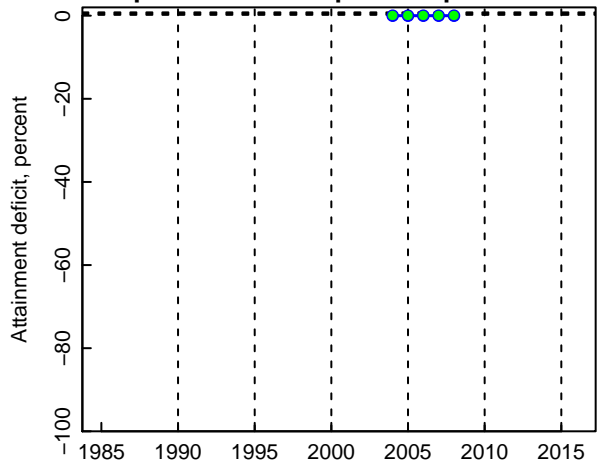
POTOH2\_MD DO\_DC

30-period trend slope: NA p-value: NA  
15-period trend slope: NA p-value: NA



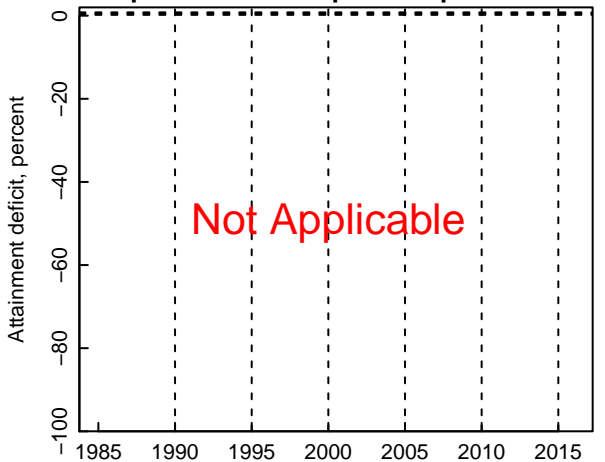
POTOH3\_MD DO\_OW

30-period trend slope: NA p-value: NA  
15-period trend slope: NA p-value: NA



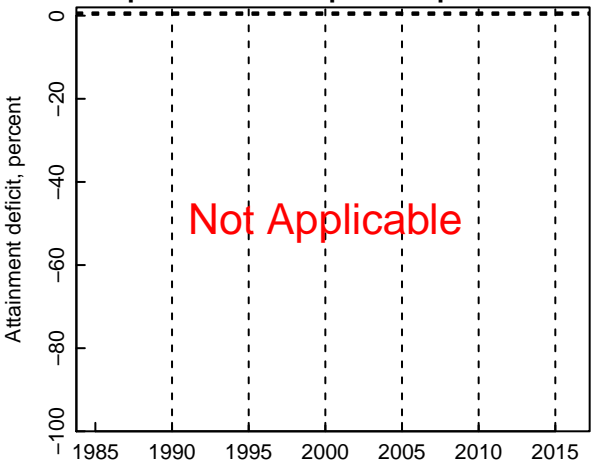
POTOH3\_MD DO\_DW

30-period trend slope: NA p-value: NA  
15-period trend slope: NA p-value: NA



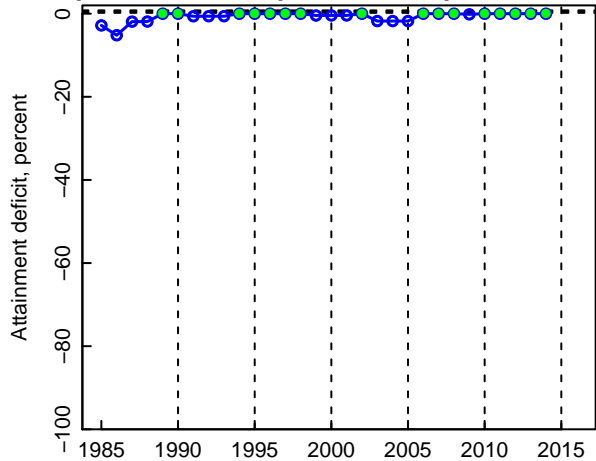
POTOH3\_MD DO\_DC

30-period trend slope: NA p-value: NA  
15-period trend slope: NA p-value: NA



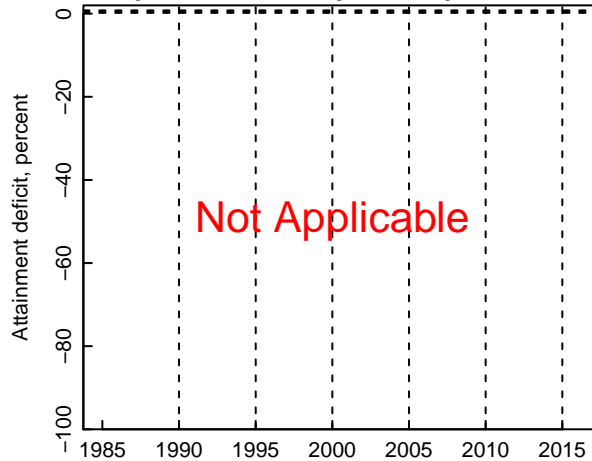
POTTF\_DC DO\_OW

30-period trend slope: 0.008 p-value: 0.083  
15-period trend slope: 0.00015 p-value: 0.000



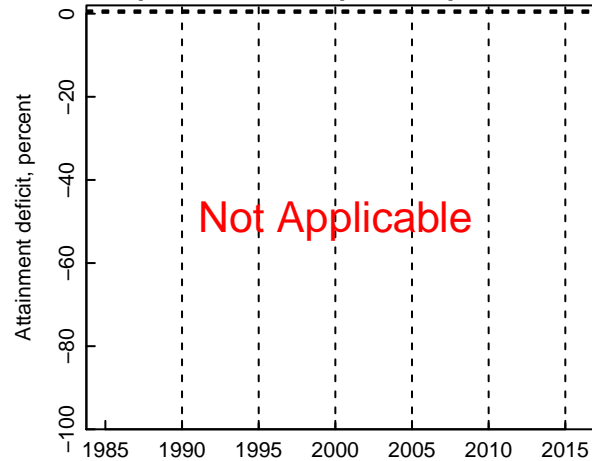
POTTF\_DC DO\_DW

30-period trend slope: NA p-value: NA  
15-period trend slope: NA p-value: NA



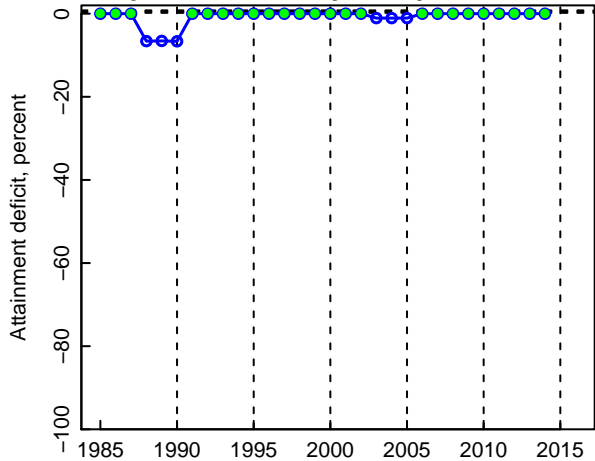
POTTF\_DC DO\_DC

30-period trend slope: NA p-value: NA  
15-period trend slope: NA p-value: NA



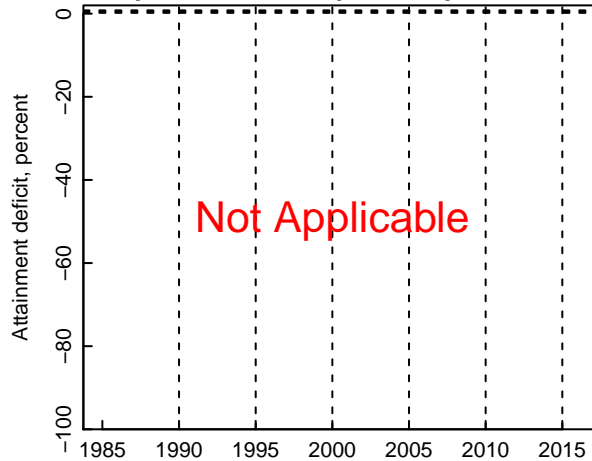
POTTF\_MD DO\_OW

30-period trend slope: 0 p-value: 0.44  
15-period trend slope: 0 p-value: 0.073



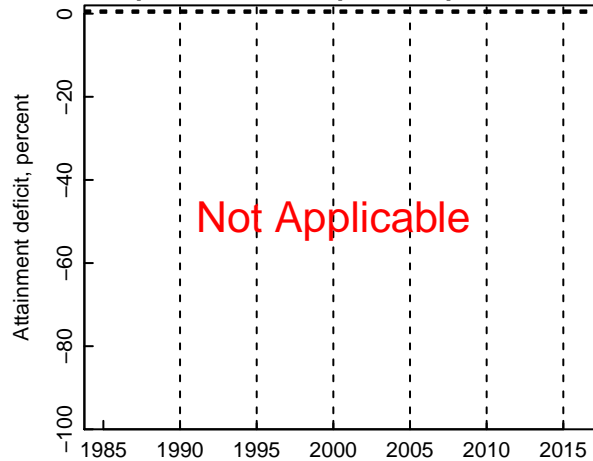
POTTF\_MD DO\_DW

30-period trend slope: NA p-value: NA  
15-period trend slope: NA p-value: NA



POTTF\_MD DO\_DC

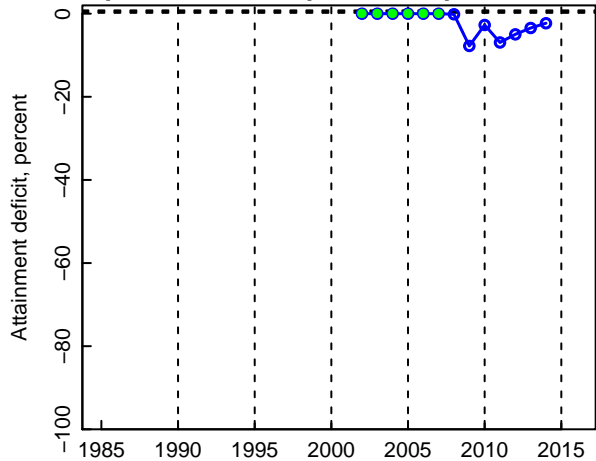
30-period trend slope: NA p-value: NA  
15-period trend slope: NA p-value: NA



POTTF\_VA DO\_OW

30-period trend slope: -0.34 p-value: 0.014

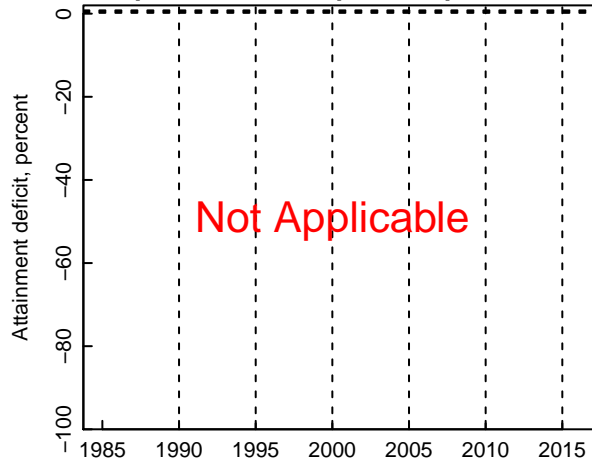
15-period trend slope: -0.34 p-value: 0.014



POTTF\_VA DO\_DW

30-period trend slope: NA p-value: NA

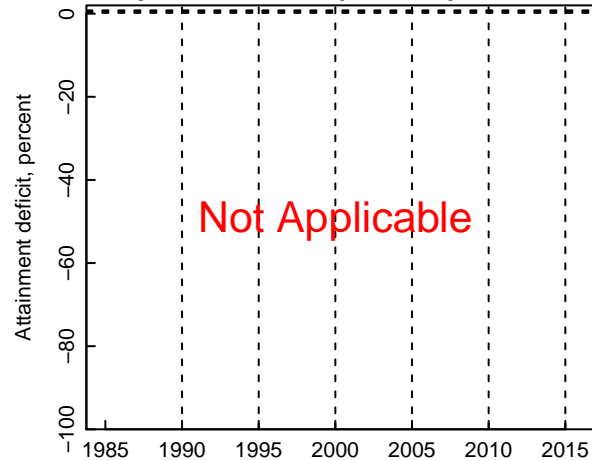
15-period trend slope: NA p-value: NA



POTTF\_VA DO\_DC

30-period trend slope: NA p-value: NA

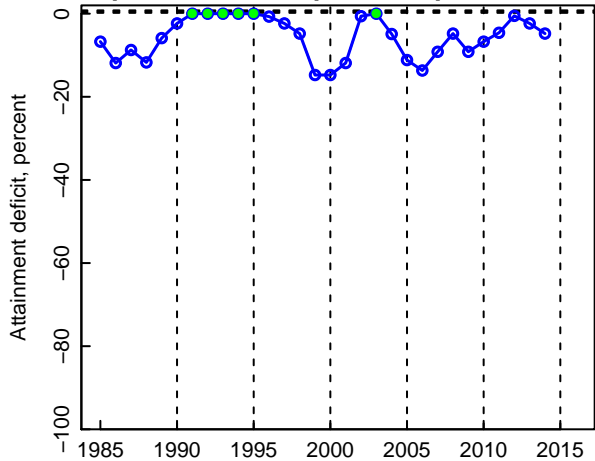
15-period trend slope: NA p-value: NA



RHDMH DO\_OW

30-period trend slope: 0 p-value: 0.97

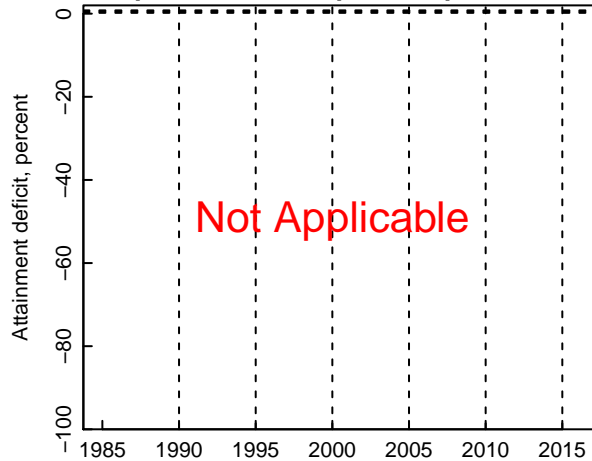
15-period trend slope: 0.55 p-value: 0.018



RHDMH DO\_DW

30-period trend slope: NA p-value: NA

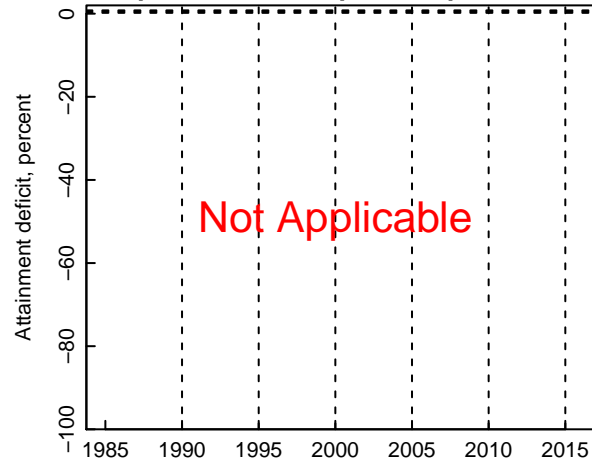
15-period trend slope: NA p-value: NA



RHDMH DO\_DC

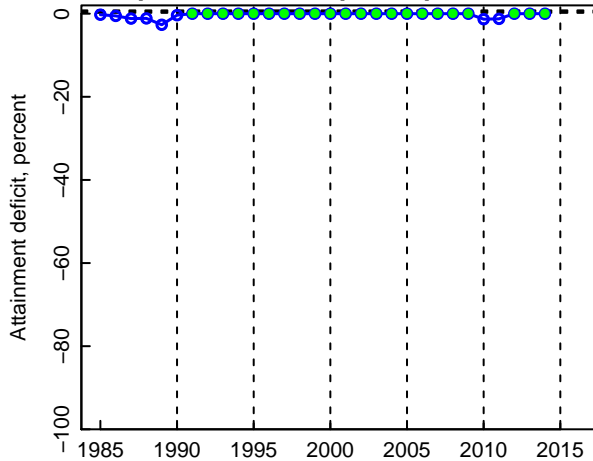
30-period trend slope: NA p-value: NA

15-period trend slope: NA p-value: NA

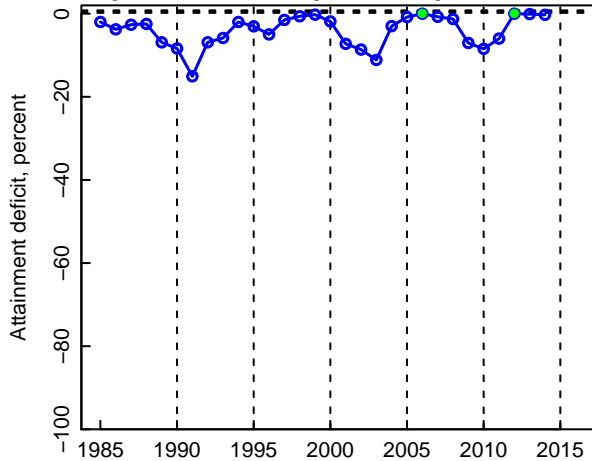


**RPPMH DO\_OW**

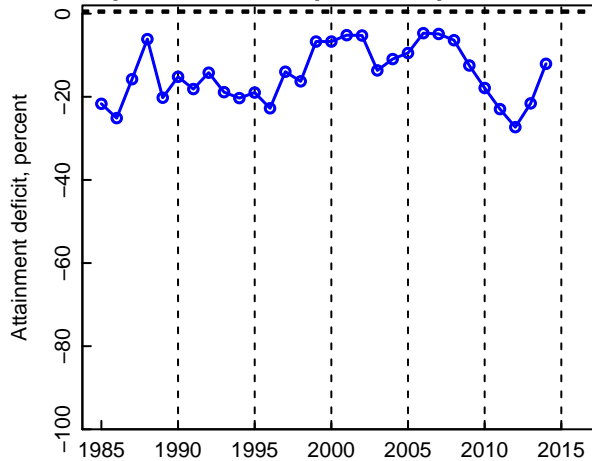
30-period trend slope: 0 p-value: 0.27  
15-period trend slope: 0 p-value: 0.31

**RPPMH DO\_DW**

30-period trend slope: 0.1 p-value: 0.038  
15-period trend slope: 0.24 p-value: 0.015

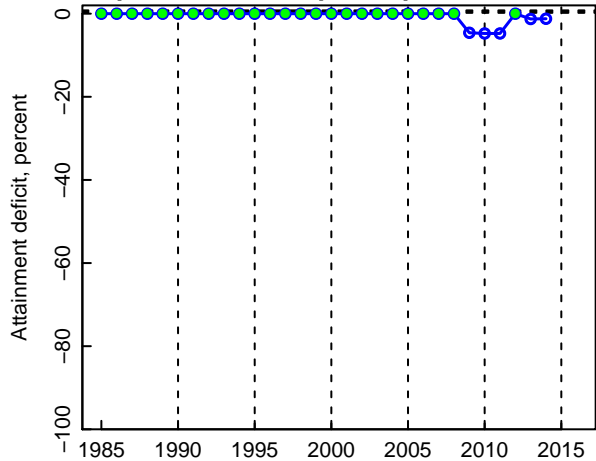
**RPPMH DO\_DC**

30-period trend slope: 0.15 p-value: 0.33  
15-period trend slope: -1.2 p-value: 0.029



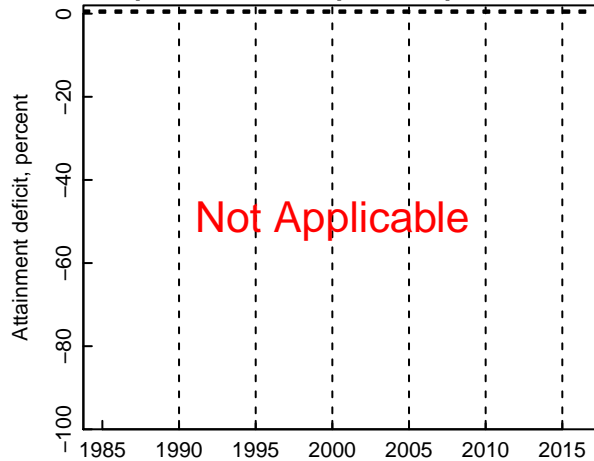
RPPOH DO\_OW

30-period trend slope: 0 p-value: 0.03  
15-period trend slope: 0 p-value: 0.00091



RPPOH DO\_DW

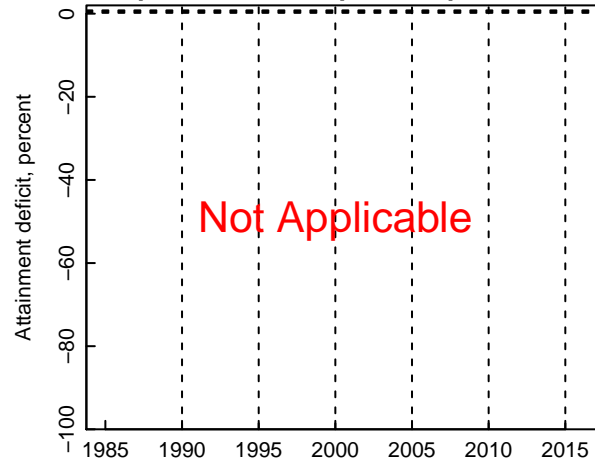
30-period trend slope: NA p-value: NA  
15-period trend slope: NA p-value: NA



Not Applicable

RPPOH DO\_DC

30-period trend slope: NA p-value: NA  
15-period trend slope: NA p-value: NA



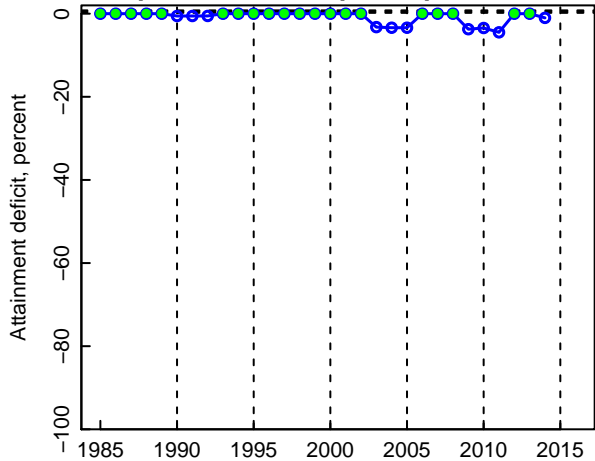
Not Applicable



RPPTF DO\_OW

30-period trend slope: 0 p-value: 0.062

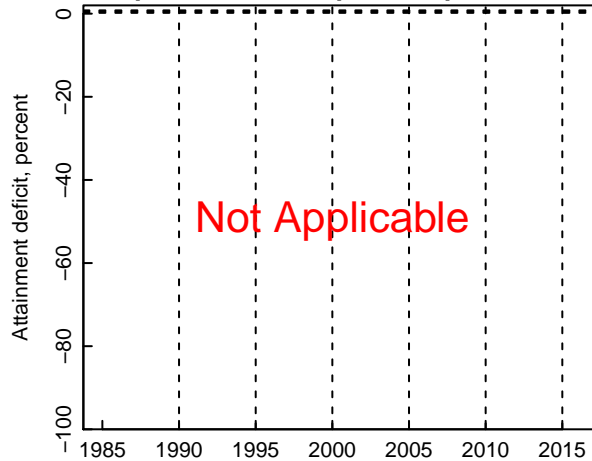
15-period trend slope: 0 p-value: 0.12



RPPTF DO\_DW

30-period trend slope: NA p-value: NA

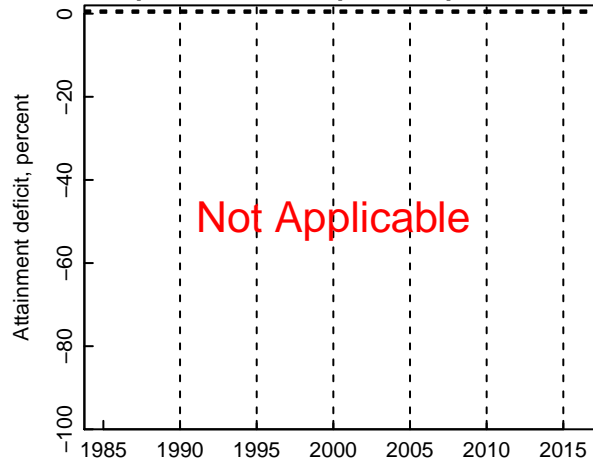
15-period trend slope: NA p-value: NA

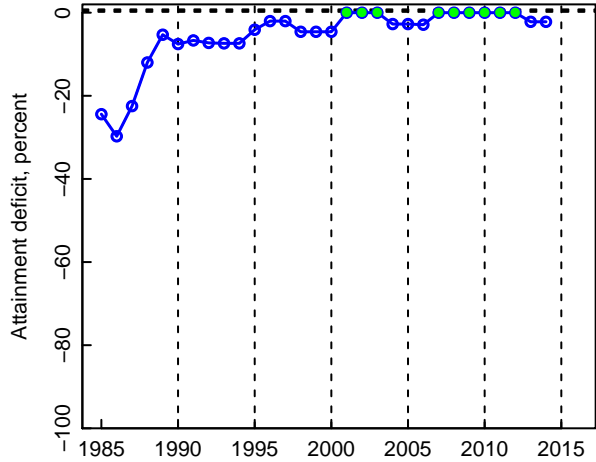
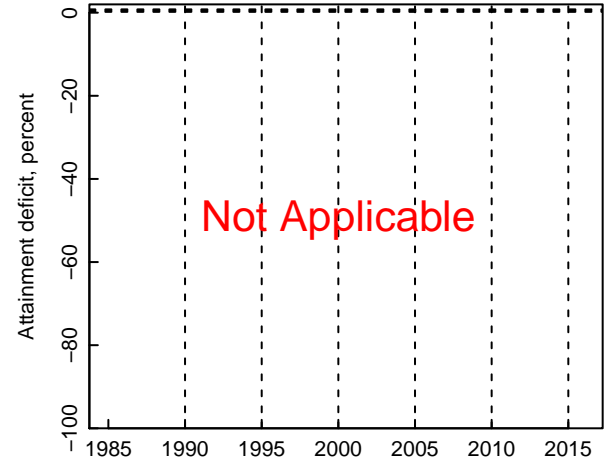
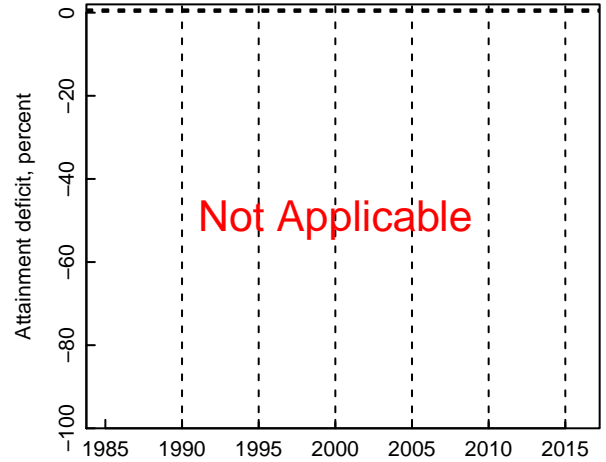


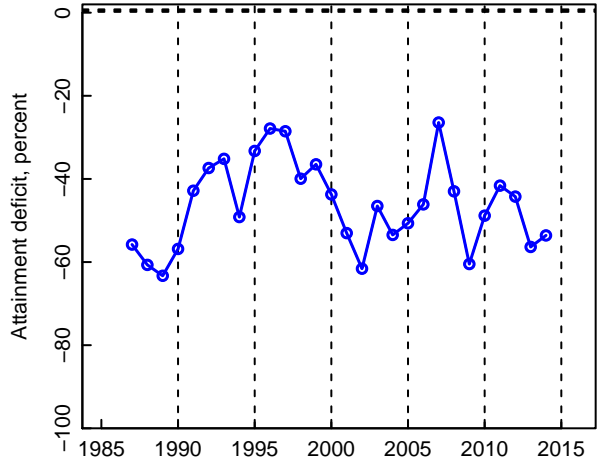
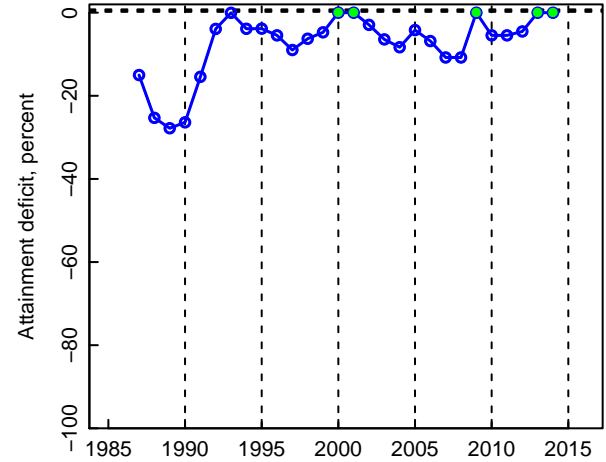
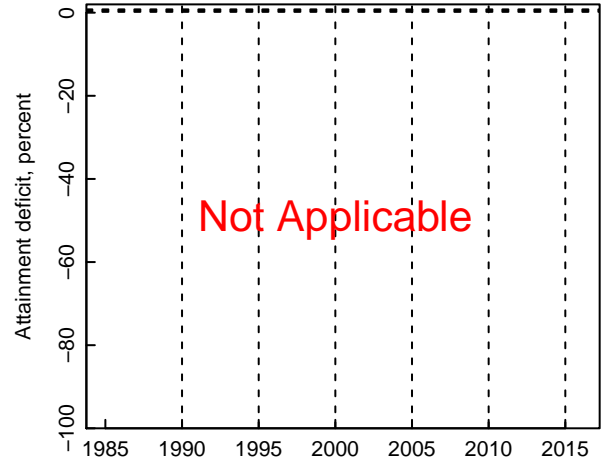
RPPTF DO\_DC

30-period trend slope: NA p-value: NA

15-period trend slope: NA p-value: NA

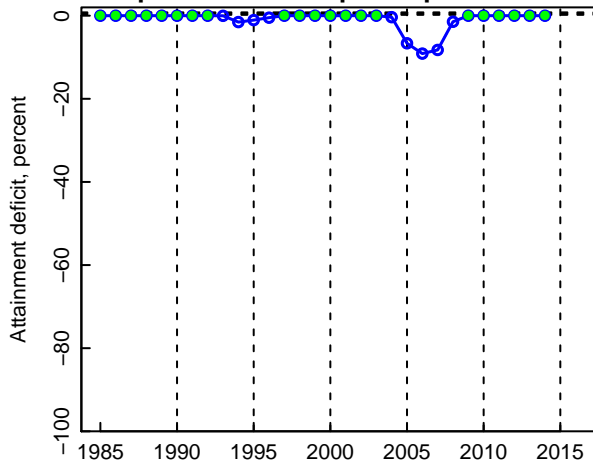


**SASOH DO\_OW****30-period trend slope: 0.39 p-value: 0.0035****15-period trend slope: 0 p-value: 0.69****SASOH DO\_DW****30-period trend slope: NA p-value: NA****15-period trend slope: NA p-value: NA****SASOH DO\_DC****30-period trend slope: NA p-value: NA****15-period trend slope: NA p-value: NA**

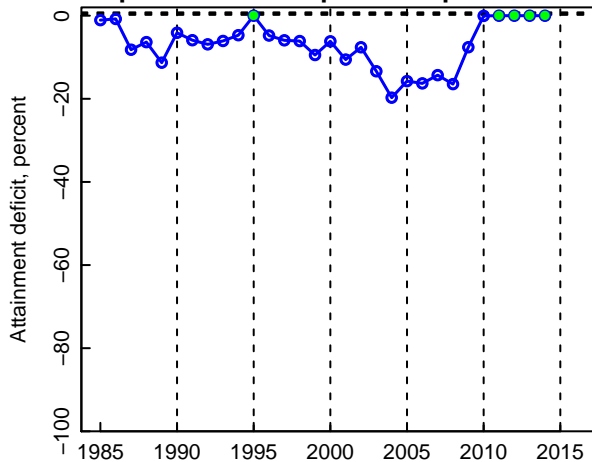
**SBEMH DO\_OW****30-period trend slope: -0.044 p-value: 0.94****15-period trend slope: 0.37 p-value: 0.92****SBEMH DO\_DW****30-period trend slope: 0.29 p-value: 0.12****15-period trend slope: 0 p-value: 1****SBEMH DO\_DC****30-period trend slope: NA p-value: NA****15-period trend slope: NA p-value: NA**

**SEVMH DO\_OW**

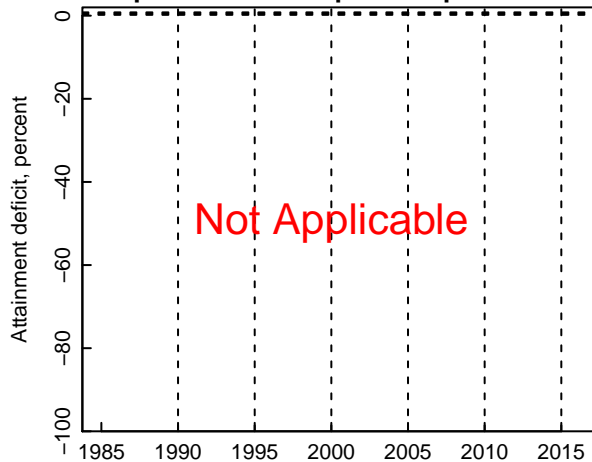
30-period trend slope: 0 p-value: 0.62  
15-period trend slope: 0 p-value: 0.77

**SEVMH DO\_DW**

30-period trend slope: -0.089 p-value: 0.72  
15-period trend slope: 0.94 p-value: 0.14

**SEVMH DO\_DC**

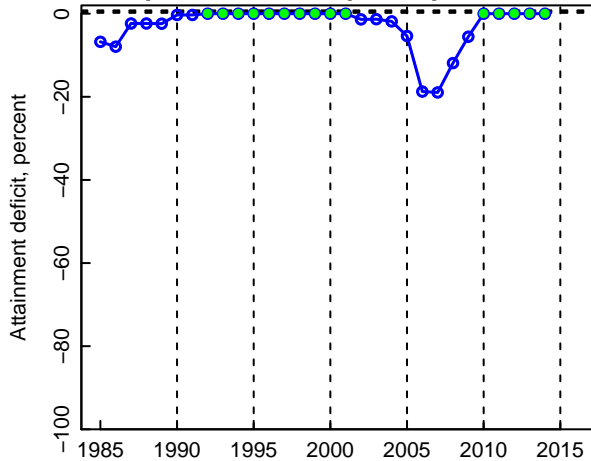
30-period trend slope: NA p-value: NA  
15-period trend slope: NA p-value: NA



**SOU MH DO\_OW**

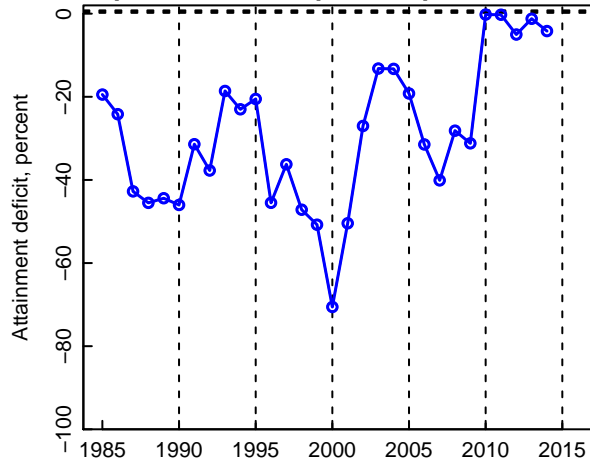
30-period trend slope: 0 p-value: 0.56

15-period trend slope: 0 p-value: 0.8

**SOU MH DO\_DW**

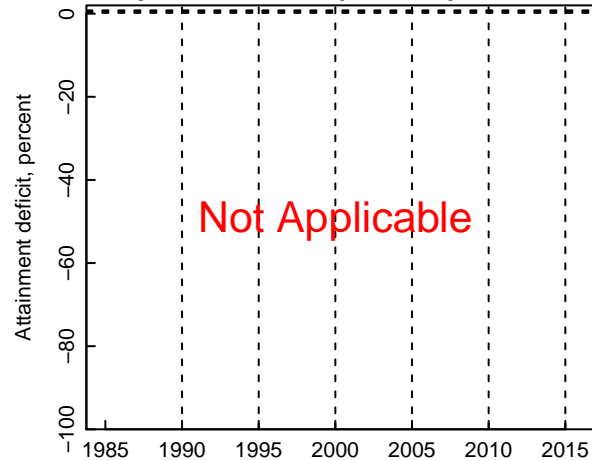
30-period trend slope: 0.99 p-value: 0.051

15-period trend slope: 2.4 p-value: 0.0023

**SOU MH DO\_DC**

30-period trend slope: NA p-value: NA

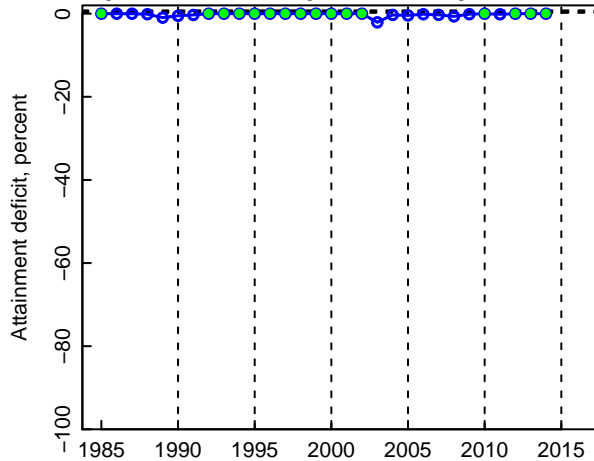
15-period trend slope: NA p-value: NA



TANMH\_MD DO\_OW

30-period trend slope: 0 p-value: 0.87

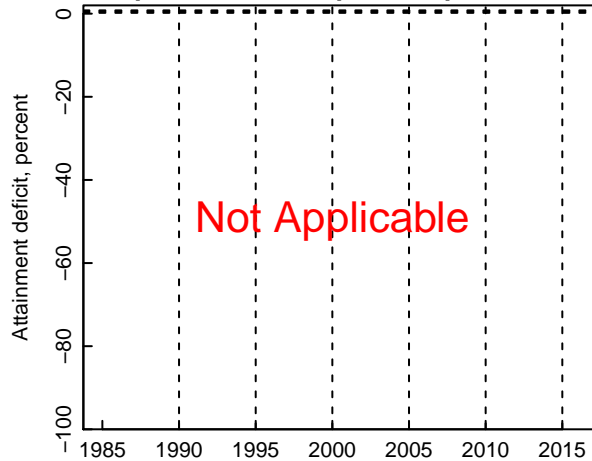
15-period trend slope: 0.0041 p-value: 0.37



TANMH\_MD DO\_DW

30-period trend slope: NA p-value: NA

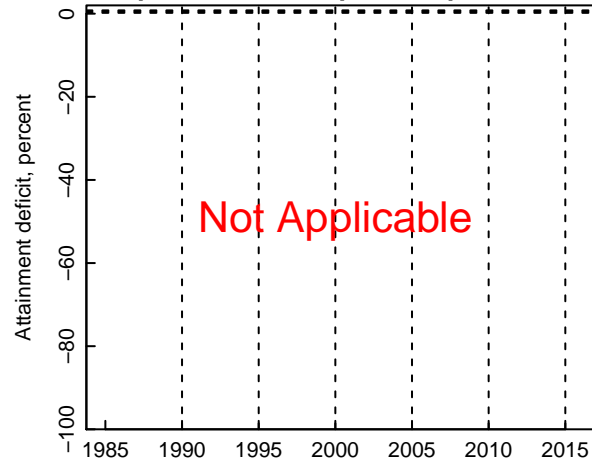
15-period trend slope: NA p-value: NA



TANMH\_MD DO\_DC

30-period trend slope: NA p-value: NA

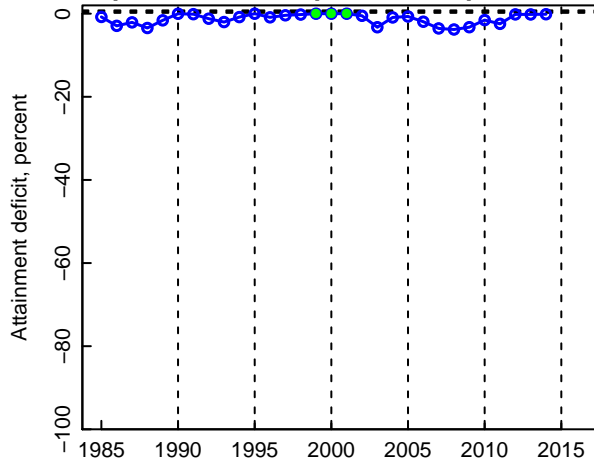
15-period trend slope: NA p-value: NA



TANMH\_VA DO\_OW

30-period trend slope: 0.00089 p-value: 0.89

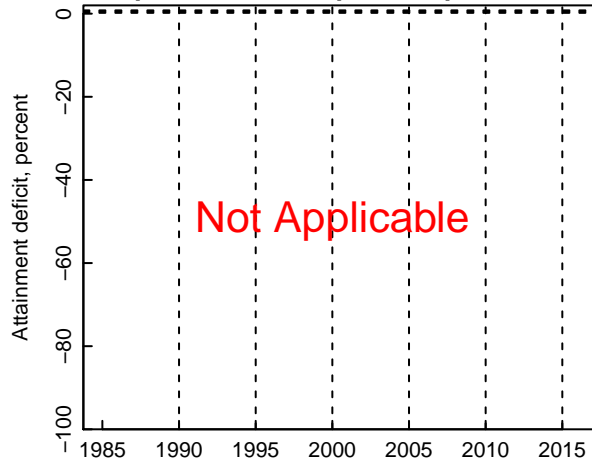
15-period trend slope: -0.015 p-value: 0.8



TANMH\_VA DO\_DW

30-period trend slope: NA p-value: NA

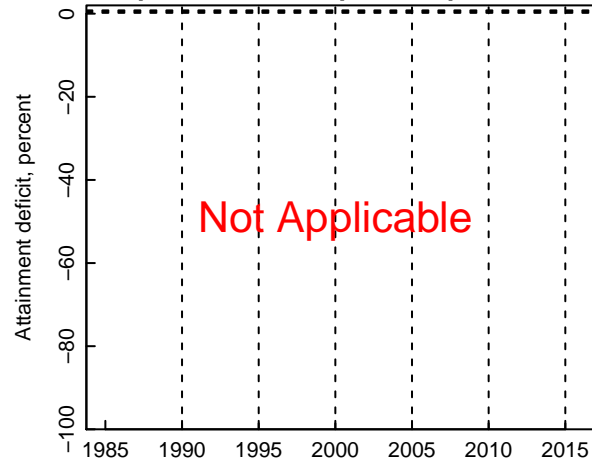
15-period trend slope: NA p-value: NA



TANMH\_VA DO\_DC

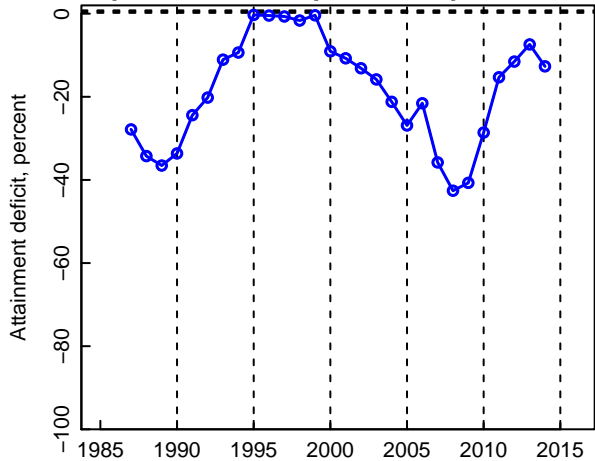
30-period trend slope: NA p-value: NA

15-period trend slope: NA p-value: NA

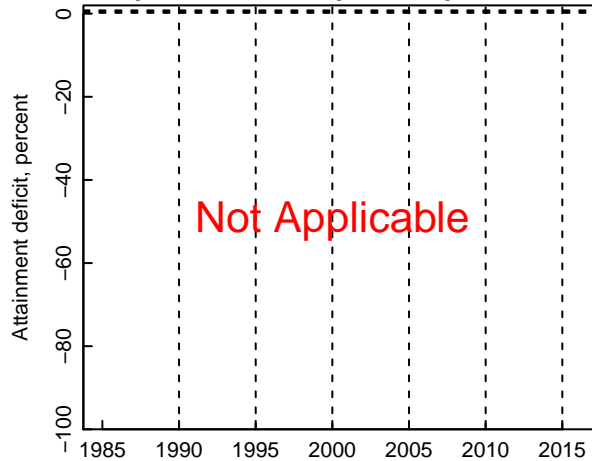


**WBEMH DO\_OW**

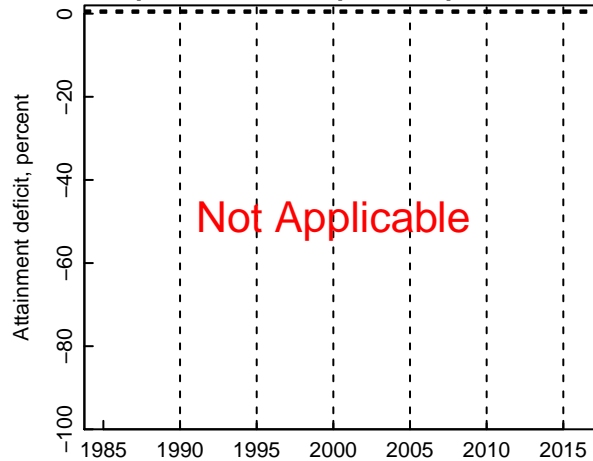
30-period trend slope:  $-0.15$  p-value: 0.9  
15-period trend slope:  $-0.34$  p-value: 0.69

**WBEMH DO\_DW**

30-period trend slope: NA p-value: NA  
15-period trend slope: NA p-value: NA

**WBEMH DO\_DC**

30-period trend slope: NA p-value: NA  
15-period trend slope: NA p-value: NA

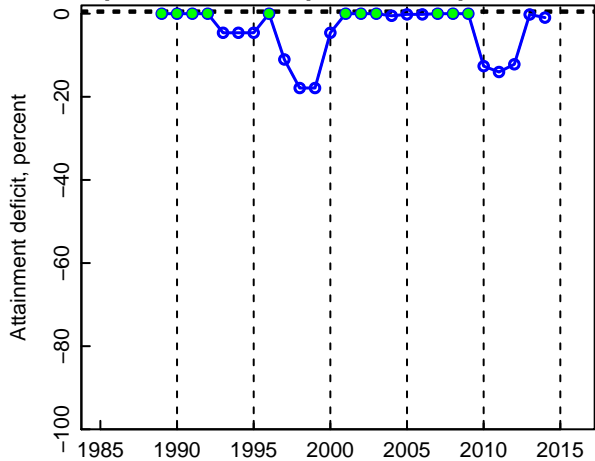




WBRTF DO\_OW

30-period trend slope: 0 p-value: 0.48

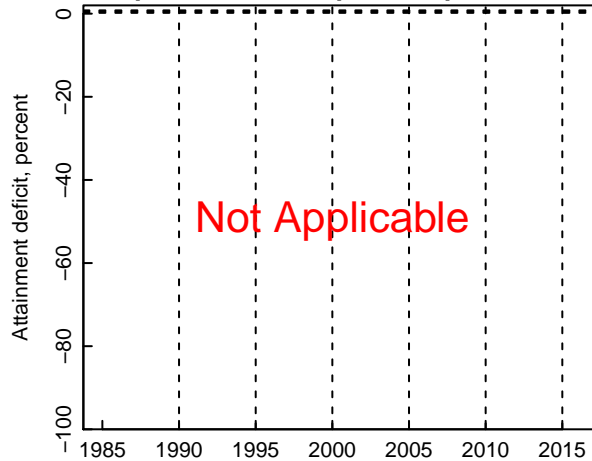
15-period trend slope: -0.031 p-value: 0.06



WBRTF DO\_DW

30-period trend slope: NA p-value: NA

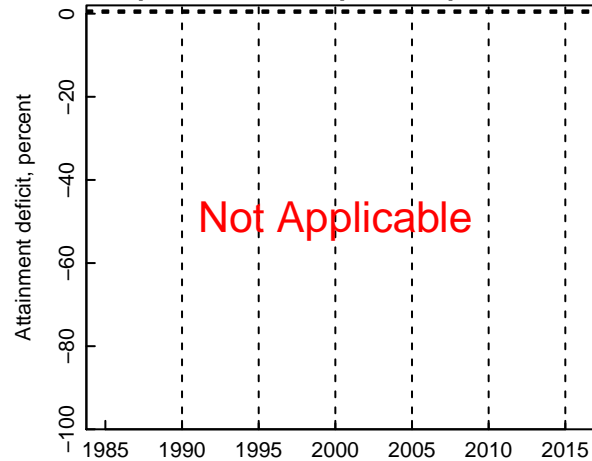
15-period trend slope: NA p-value: NA



WBRTF DO\_DC

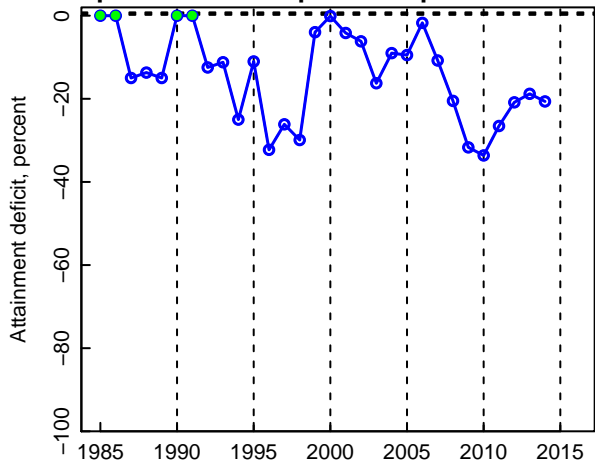
30-period trend slope: NA p-value: NA

15-period trend slope: NA p-value: NA

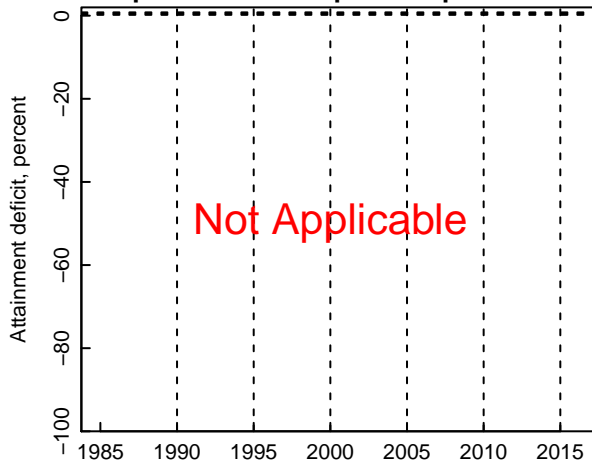


**WICMH DO\_OW**

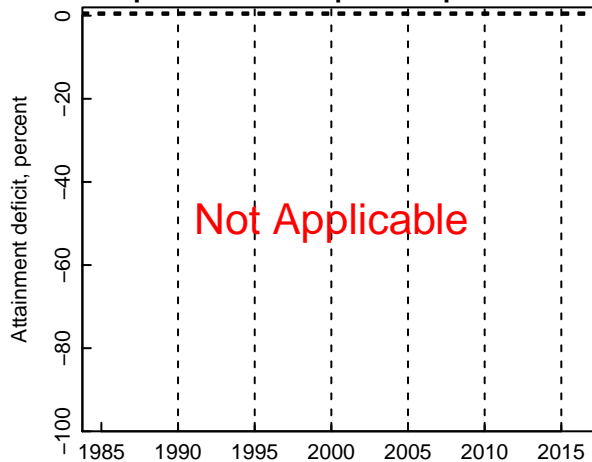
30-period trend slope:  $-0.5$  p-value: 0.089  
15-period trend slope:  $-1.5$  p-value: 0.0006

**WICMH DO\_DW**

30-period trend slope: NA p-value: NA  
15-period trend slope: NA p-value: NA

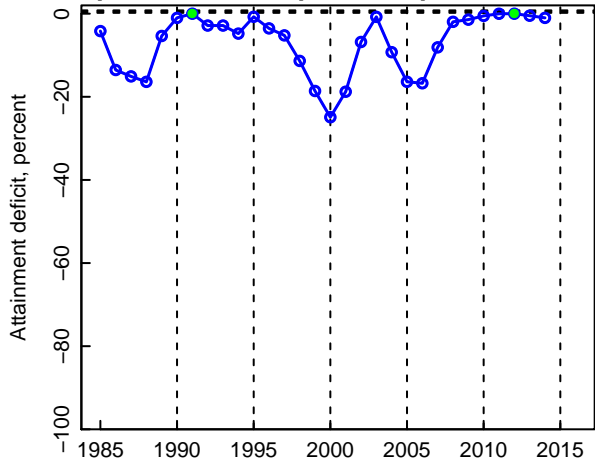
**WICMH DO\_DC**

30-period trend slope: NA p-value: NA  
15-period trend slope: NA p-value: NA



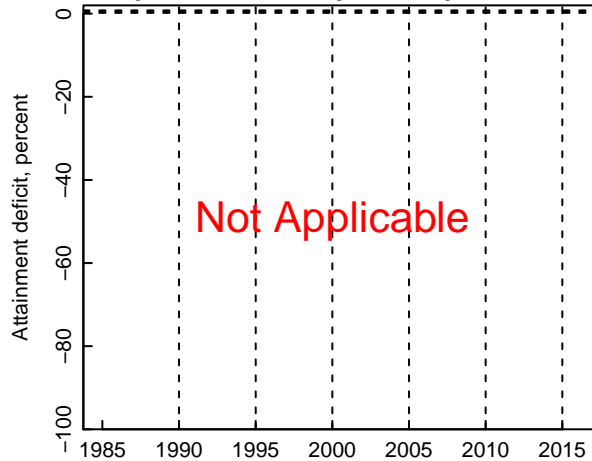
### WSTMH DO\_OW

30-period trend slope: 0.16 p-value: 0.27  
15-period trend slope: 0.97 p-value: 6.6e-04



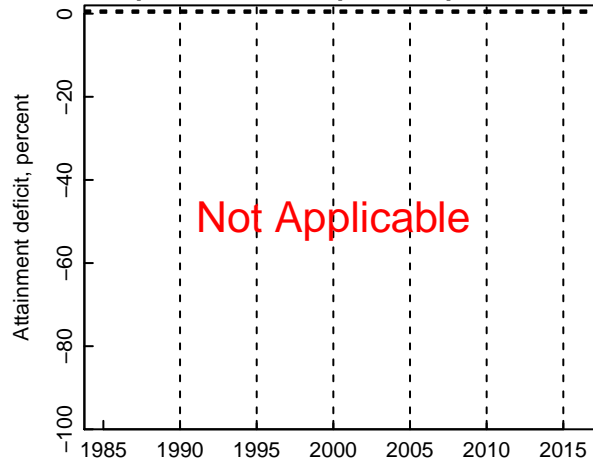
### WSTMH DO\_DW

30-period trend slope: NA p-value: NA  
15-period trend slope: NA p-value: NA



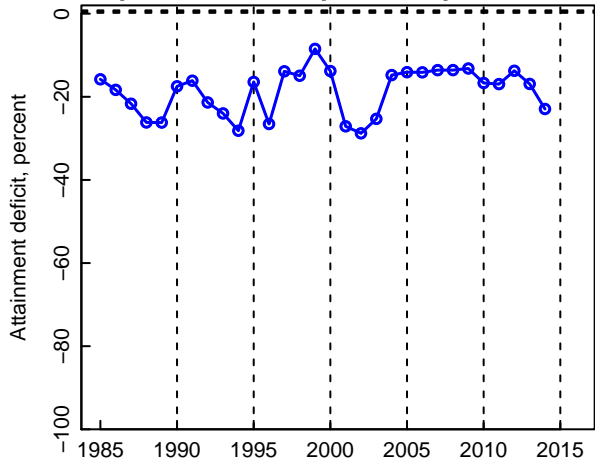
### WSTMH DO\_DC

30-period trend slope: NA p-value: NA  
15-period trend slope: NA p-value: NA



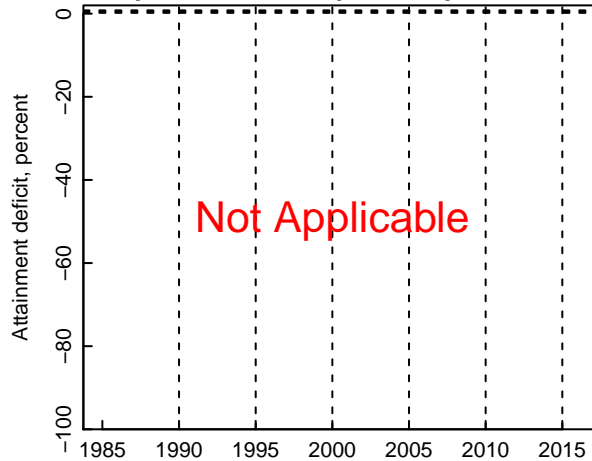
YRKMH DO\_OW

30-period trend slope: 0.19 p-value: NaN  
15-period trend slope: 0.22 p-value: 0.55



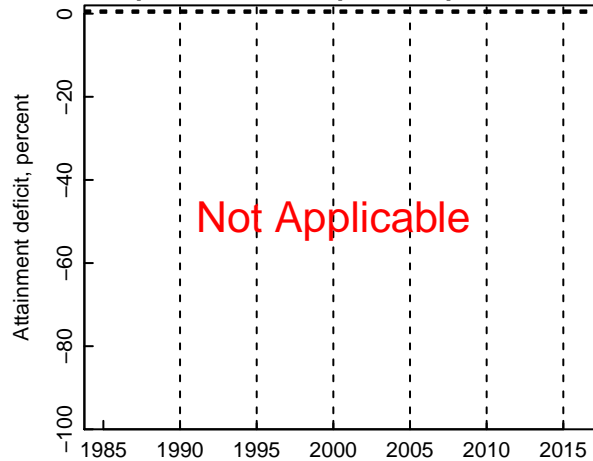
YRKMH DO\_DW

30-period trend slope: NA p-value: NA  
15-period trend slope: NA p-value: NA



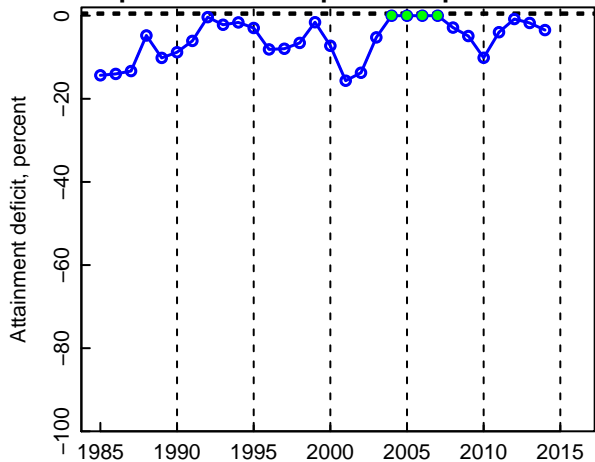
YRKMH DO\_DC

30-period trend slope: NA p-value: NA  
15-period trend slope: NA p-value: NA



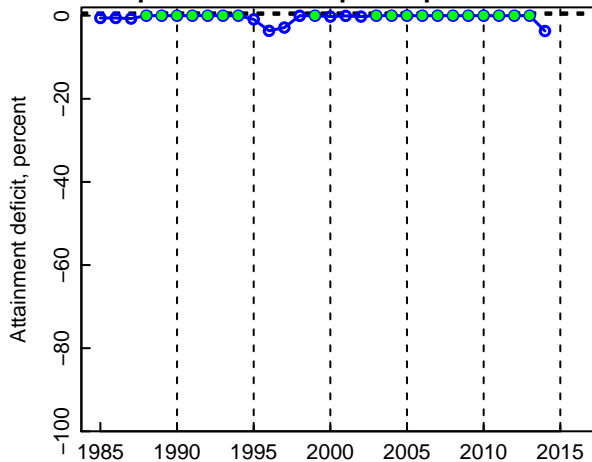
YRKPH DO\_OW

30-period trend slope: 0.26 p-value: 0.074  
15-period trend slope: 0.27 p-value: 0.51



YRKPH DO\_DW

30-period trend slope: 0 p-value: 0.43  
15-period trend slope: 0 p-value: 0.28



YRKPH DO\_DC

30-period trend slope: NA p-value: NA  
15-period trend slope: NA p-value: NA

