

# Carbon Nanoparticles Inhibit $\alpha$ -Glucosidase Activity and Induce a Hypoglycemic Effect in Diabetic Mice

Taili Shao <sup>1,2</sup>, Pingchuan Yuan <sup>1,2,3</sup>, Lei Zhu <sup>1,2,3</sup>, Honggang Xu <sup>2</sup>, Xichen Li <sup>2</sup>, Shuguang He <sup>1,2</sup>, Ping Li <sup>1,2</sup>, Guodong Wang <sup>1,2,3,\*</sup> and Kaoshan Chen <sup>1,2,3,\*</sup>

<sup>1</sup> Anhui Provincial Engineering Research Center for Polysaccharide Drugs, Wuhu 241002, China

<sup>2</sup> Drug Research & Development Center, School of Pharmacy, Wannan Medical College, Wuhu 241002, China

<sup>3</sup> Anhui Province Key Laboratory of Active Biological Macromolecules, Wuhu 241002, China

\* Correspondence: guodong201@csu.edu.cn (G.W.); ksc313@126.com (K.C.); Tel.: +86-553-3932414 (G.W.); +86-553-3932489 (K.C.)

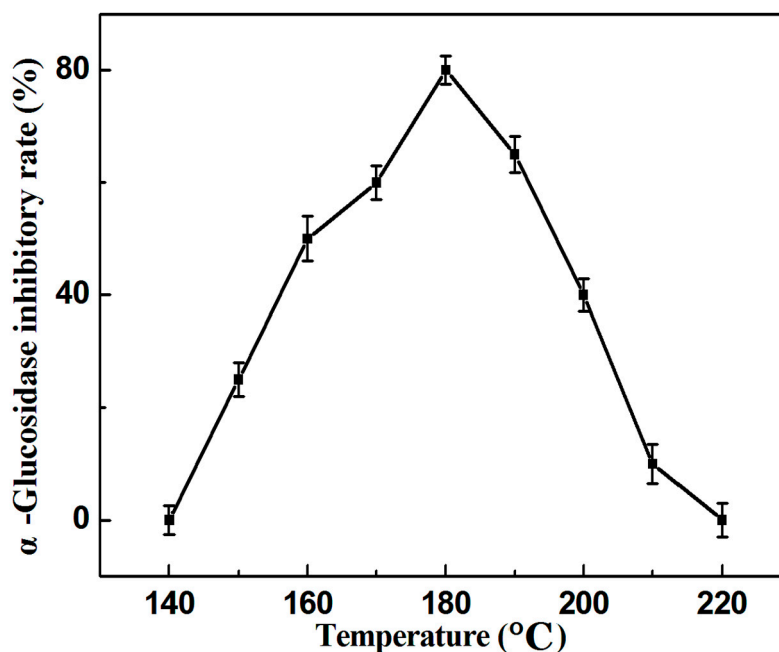


Figure S1. Effect of temperature on the  $\alpha$ -glucosidase activity. The concentration of as-prepared CNPs is 5 mg/mL

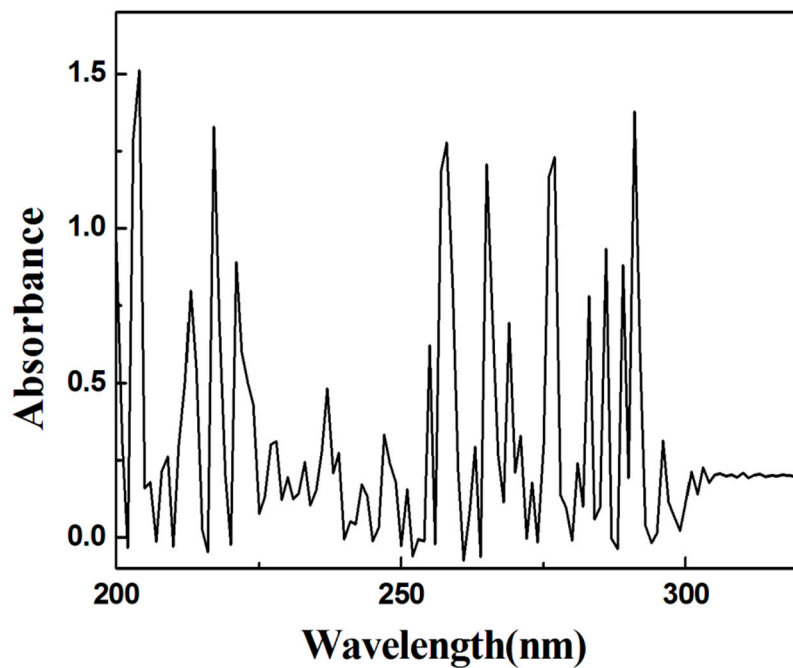


Figure S2. UV-vis absorption spectrum of the as-prepared CNPs dispersed in water.

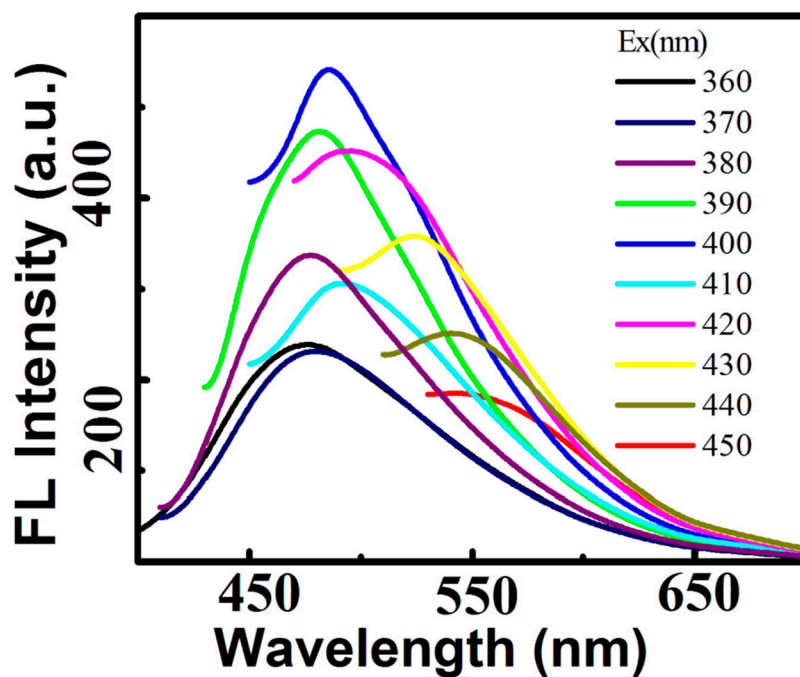


Figure S3. Fluorescence spectra of the as-prepared CNPs in water at different excitation wavelengths.