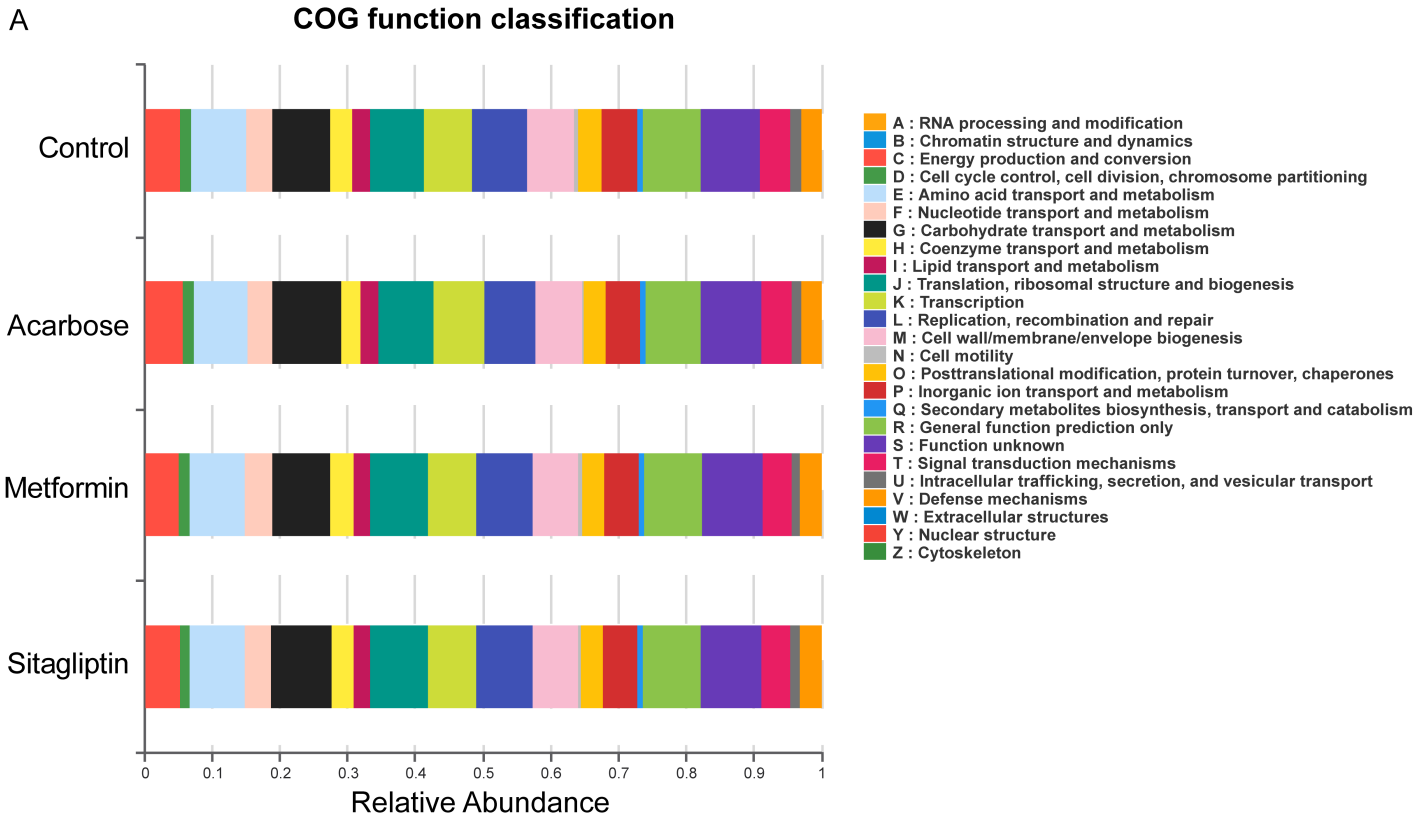
A
COG function classification
Control
Acarbose
Metformin
Sitagliptin
0
0.1
0.2
0.3
0.4
0.5
0.6
0.7
0.8
0.9
1
Relative Abundance
A : RNA processing and modification
B : Chromatin structure and dynamics
C : Energy production and conversion
D : Cell cycle control, cell division, chromosome partitioning
E : Amino acid transport and metabolism
F : Nucleotide transport and metabolism
G : Carbohydrate transport and metabolism
H : Coenzyme transport and metabolism
I : Lipid transport and metabolism
J : Translation, ribosomal structure and biogenesis
K : Transcription
L : Replication, recombination and repair
M : Cell wall/membrane/envelope biogenesis
N : Cell motility
O : Posttranslational modification, protein turnover, chaperones
P : Inorganic ion transport and metabolism
Q : Secondary metabolites biosynthesis, transport and catabolism
R : General function prediction only
S : Function unknown
T : Signal transduction mechanisms
U : Intracellular trafficking, secretion, and vesicular transport
V : Defense mechanisms
W : Extracellular structures
Y : Nuclear structure
Z : Cytoskeleton

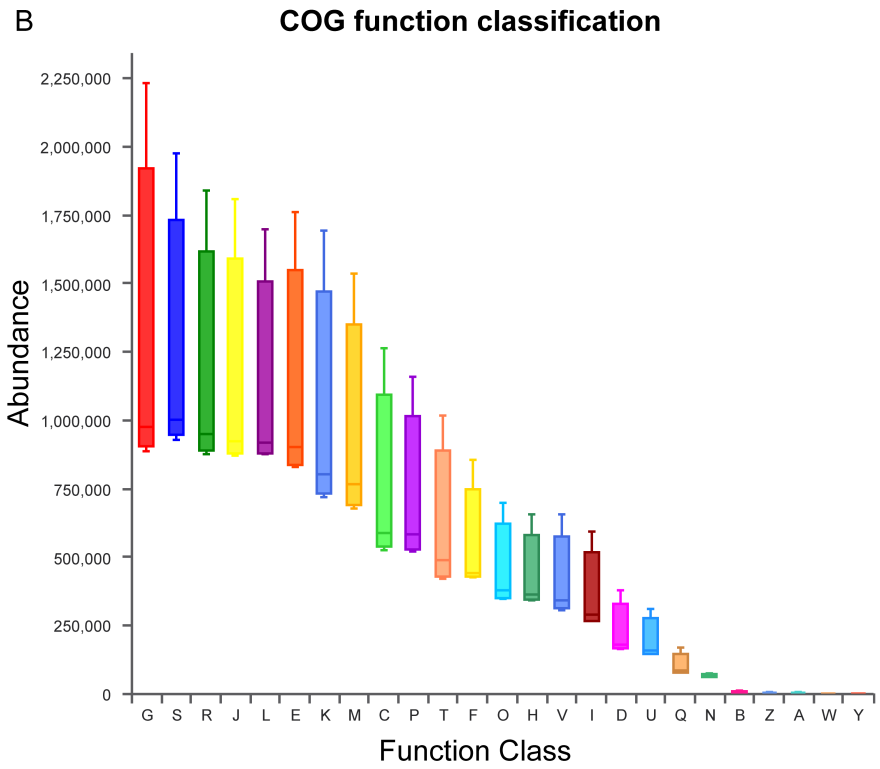
B
COG function classification
Abundance
2,250,000
2,000,000
1,750,000
1,500,000
1,250,000
1,000,000
750,000
500,000
250,000
0
G S R J L E K M C P T F O H V I D U Q N B Z A W Y
Function Class

Fig. S3

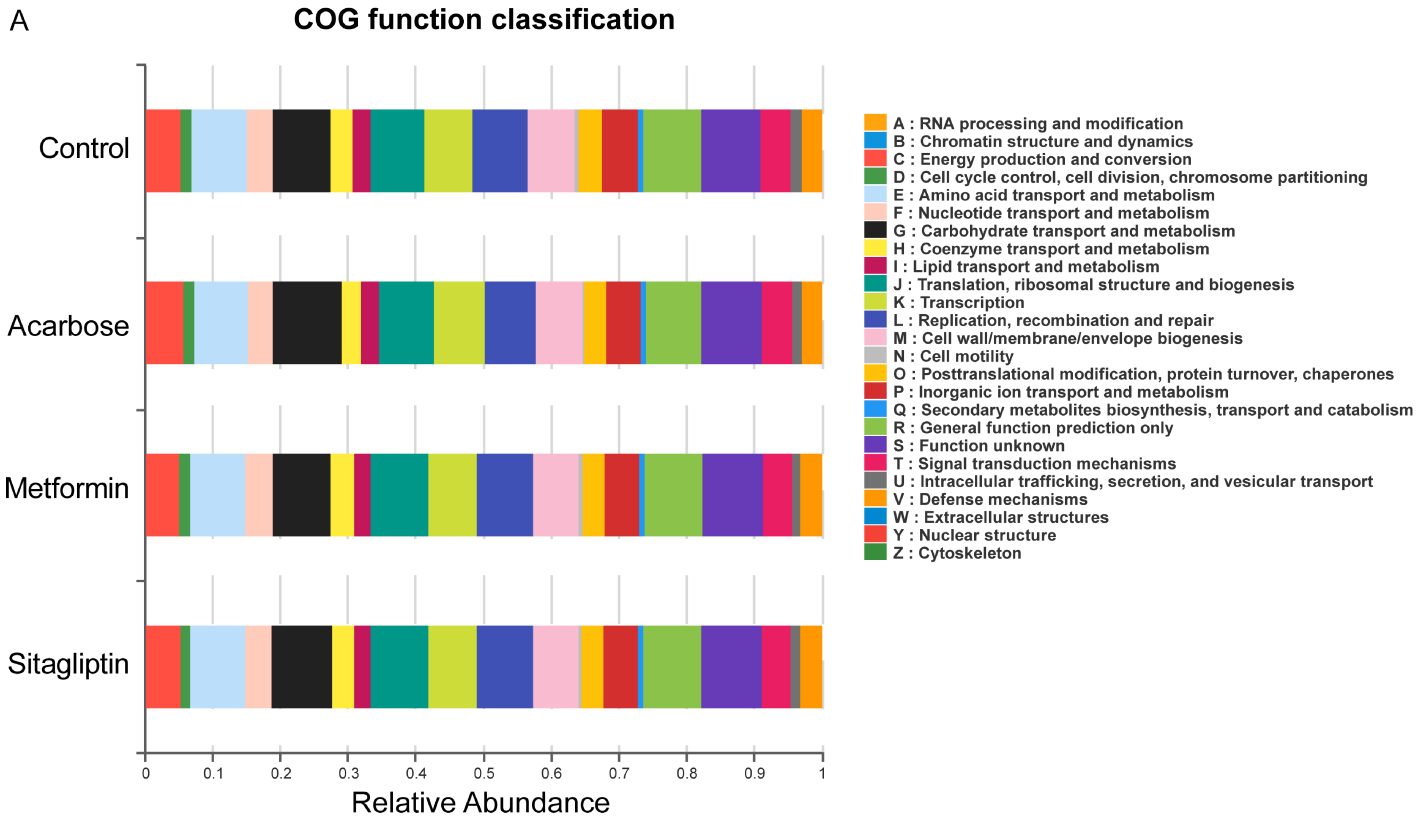
A
COG function classification
Control
Acarbose
Metformin
Sitagliptin
0
0.1
0.2
0.3
0.4
0.5
0.6
0.7
0.8
0.9
1
Relative Abundance
A : RNA processing and modification
B : Chromatin structure and dynamics
C : Energy production and conversion
D : Cell cycle control, cell division, chromosome partitioning
E : Amino acid transport and metabolism
F : Nucleotide transport and metabolism
G : Carbohydrate transport and metabolism
H : Coenzyme transport and metabolism
I : Lipid transport and metabolism
J : Translation, ribosomal structure and biogenesis
K : Transcription
L : Replication, recombination and repair
M : Cell wall/membrane/envelope biogenesis
N : Cell motility
O : Posttranslational modification, protein turnover, chaperones
P : Inorganic ion transport and metabolism
Q : Secondary metabolites biosynthesis, transport and catabolism
R : General function prediction only
S : Function unknown
T : Signal transduction mechanisms
U : Intracellular trafficking, secretion, and vesicular transport
V : Defense mechanisms
W : Extracellular structures
Y : Nuclear structure
Z : Cytoskeleton

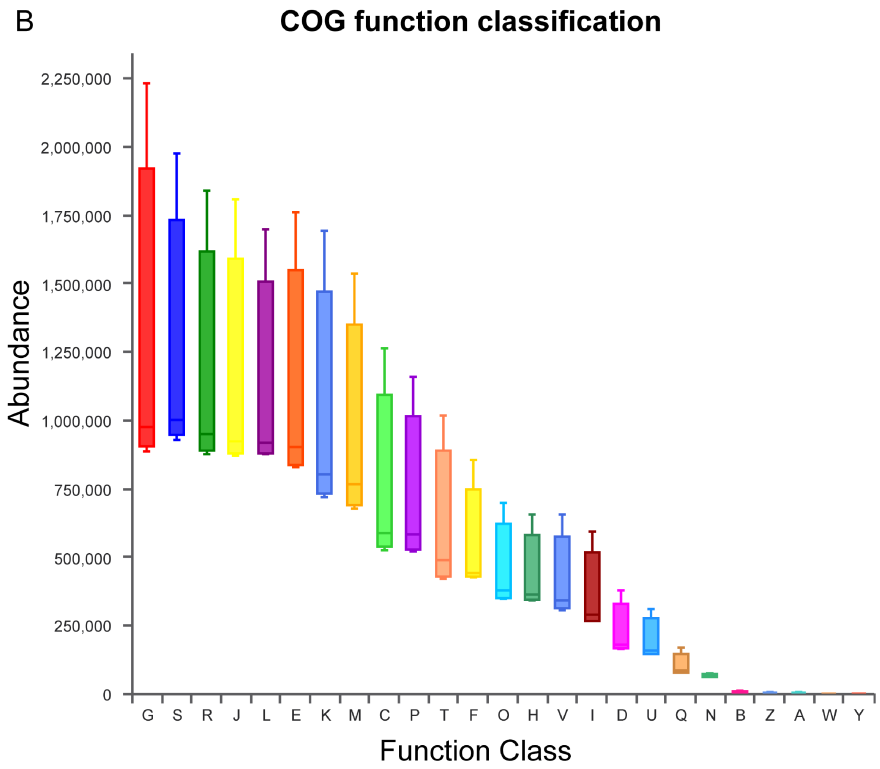
B
COG function classification
Abundance
2,250,000
2,000,000
1,750,000
1,500,000
1,250,000
1,000,000
750,000
500,000
250,000
0
G S R J L E K M C P T F O H V I D U Q N B Z A W Y
Function Class