

## Online Resource 2

**Article title:** Metabolomics: a search for biomarkers of visceral and liver fat content

**Journal name:** Metabolomics

**Author names:**

Sebastiaan Boone<sup>1</sup>, Dennis Mook-Kanamori<sup>1,2</sup>, Frits Rosendaal<sup>1</sup>, Martin den Heijer<sup>1,8</sup>, Hildo Lamb<sup>3</sup>, Albert de Roos<sup>3</sup>, Saskia le Cessie<sup>1,4</sup>, Ko Willems van Dijk<sup>5,6,7</sup>, Renée de Mutsert<sup>1</sup>

**Affiliations:**

1 Department of Clinical Epidemiology, Leiden University Medical Center, Leiden, the Netherlands

2 Department of Public Health and Primary Care, Leiden University Medical Center, Leiden, the Netherlands

3 Department of Radiology, Leiden University Medical Center, Leiden, the Netherlands

4 Department of Biomedical Data Sciences, section Medical Statistics and Bioinformatics, Leiden University Medical Center, Leiden, the Netherlands

5 Department of Endocrinology, Leiden University Medical Center, Leiden, the Netherlands

6 Eindhoven Laboratory for Experimental Vascular Medicine, Leiden University Medical Center, Leiden, the Netherlands

7 Human Genetics, Leiden University Medical Center, Leiden, the Netherlands

8 Endocrinology, VU Medical Centre, Amsterdam, The Netherlands

**Corresponding author:**

S.C. Boone, MD, PhD candidate

Leiden University Medical Center (LUMC), Department of Clinical Epidemiology

PO Box 9600, 2300 RC Leiden

Department C7-P, Postal Zone C7-Q

Fax: +31 (0)71 526 6994

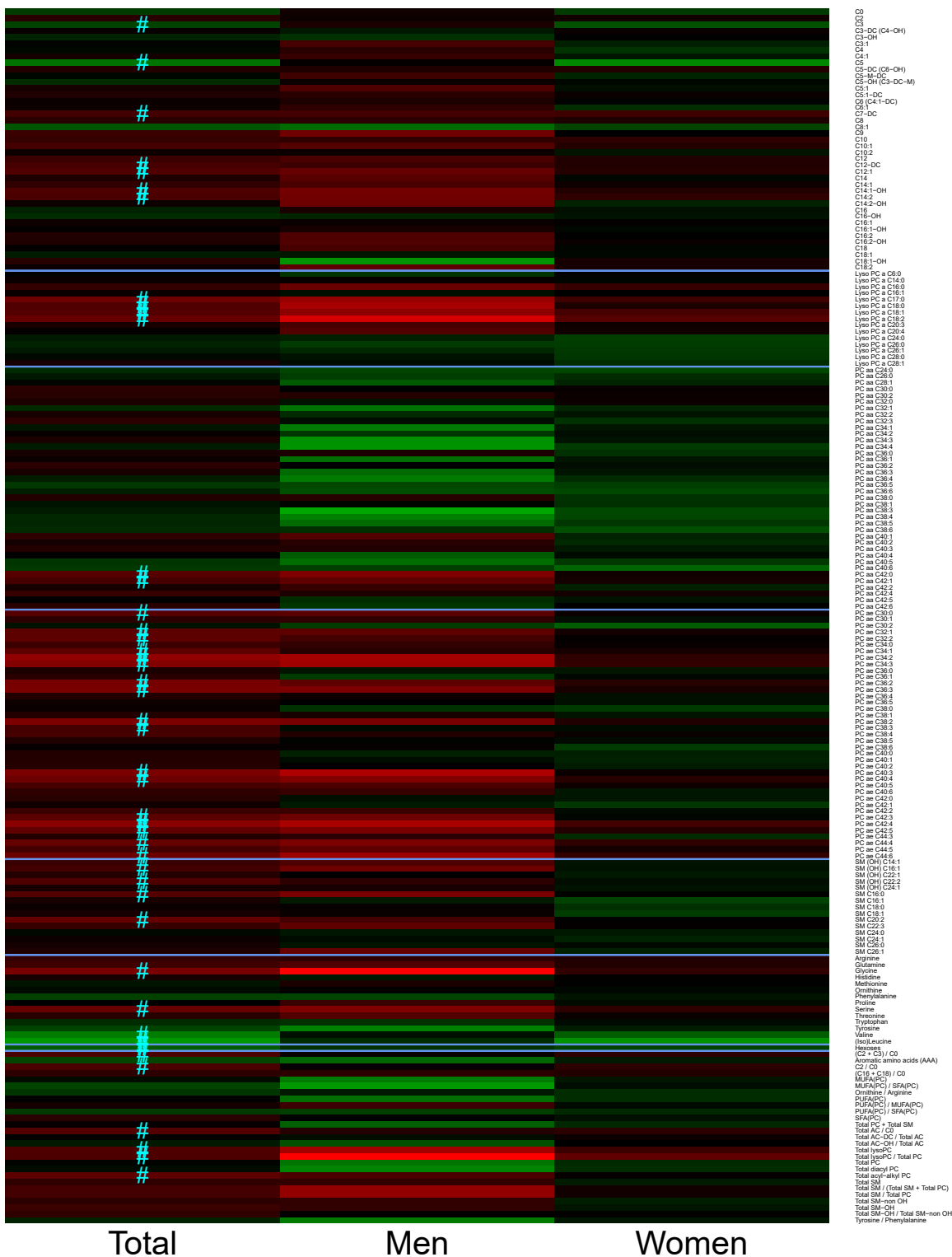
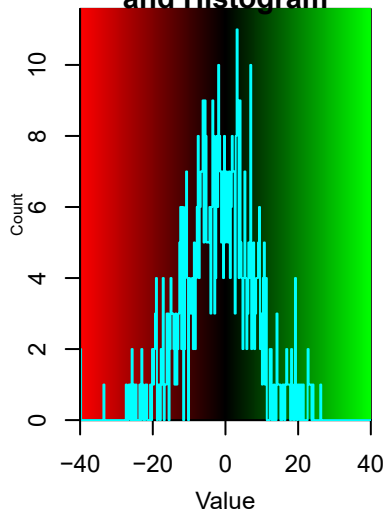
Tel: +31 (0)71 526 4037

Email: s.c.boone@lumc.nl

ORCID: 0000-0002-2411-0699

**Online Resource 2** Heatmaps of regression coefficients for the analyses on VAT in (a) the crude model, (b) adjusted for age, sex and total body fat, (c) adjusted additionally for waist circumference and fasting concentrations of triglycerides, HDL and cholesterol. Outcomes represent the difference in VAT (cm<sup>2</sup>) per SD of metabolite concentration. Green: positive associations, red: negative associations. Hashtag symbols (#): significant after FDR adjustment

Color Key and Histogram


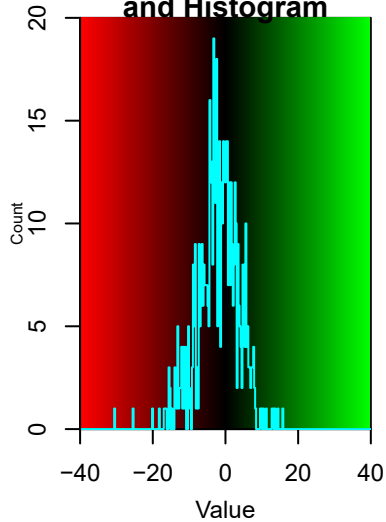


Total

Men

Women

Color Key and Histogram




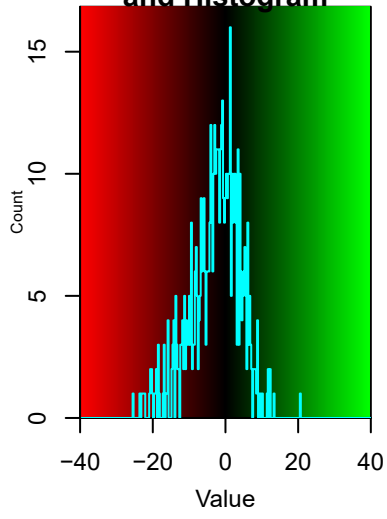
- CO
- CO2
- CO3-DC (C4-OH)
- CO3-OH
- C4-1
- C5
- C5-DC (C6-OH)
- C5-M-DC
- C5-OH (C3-DC-M)
- CO5-1-DC
- CO6 (C4-1-DC)
- CO7-DC
- C8
- CO8-1
- C10
- C10-1
- C10-2
- C12
- C12-DC
- C12-1
- C14
- C14-1
- C14-1-OH
- C14-2
- C14-2-OH
- C16
- C16-OH
- C16-1
- C16-1-OH
- C16-2
- C16-2-OH
- C18
- C18-1
- C18-1-OH
- C18-2
- Lyso PC a C6.0
- Lyso PC a C14.0
- Lyso PC a C16.0
- Lyso PC a C17.0
- Lyso PC a C18.0
- Lyso PC a C18.1
- Lyso PC a C20.3
- Lyso PC a C20.4
- Lyso PC a C24.0
- Lyso PC a C26.0
- Lyso PC a C26.1
- Lyso PC a C28.1
- PC aa C26.1
- PC aa C28.1
- PC aa C30.1
- PC aa C30.2
- PC aa C32.1
- PC aa C32.2
- PC aa C32.3
- PC aa C34.1
- PC aa C34.2
- PC aa C34.3
- PC aa C34.4
- PC aa C36.1
- PC aa C36.2
- PC aa C36.3
- PC aa C36.4
- PC aa C36.5
- PC aa C36.6
- PC aa C38.0
- PC aa C38.1
- PC aa C38.2
- PC aa C38.3
- PC aa C38.4
- PC aa C38.5
- PC aa C38.6
- PC aa C40.1
- PC aa C40.2
- PC aa C40.3
- PC aa C40.4
- PC aa C40.5
- PC aa C40.6
- PC aa C42.0
- PC aa C42.1
- PC aa C42.2
- PC aa C42.3
- PC aa C42.4
- PC aa C42.5
- PC ee C30.1
- PC ee C32.1
- PC ee C32.2
- PC ee C34.0
- PC ee C34.1
- PC ee C34.2
- PC ee C34.3
- PC ee C36.0
- PC ee C36.1
- PC ee C36.2
- PC ee C36.3
- PC ee C36.4
- PC ee C36.5
- PC ee C36.6
- PC ee C38.0
- PC ee C38.1
- PC ee C38.2
- PC ee C38.3
- PC ee C38.4
- PC ee C38.5
- PC ee C38.6
- PC ee C40.0
- PC ee C40.1
- PC ee C40.2
- PC ee C40.3
- PC ee C40.4
- PC ee C40.5
- PC ee C40.6
- PC ee C42.0
- PC ee C42.1
- PC ee C42.2
- PC ee C42.3
- PC ee C42.4
- PC ee C42.5
- PC ee C44.0
- PC ee C44.1
- PC ee C44.2
- PC ee C44.3
- PC ee C44.4
- PC ee C44.5
- PC ee C44.6
- SM (OH) C16.1
- SM (OH) C16.1
- SM (OH) C22.1
- SM (OH) C22.2
- SM (OH) C24.1
- SM C16.0
- SM C16.1
- SM C18.0
- SM C18.1
- SM C20.2
- SM C22.3
- SM C24.0
- SM C26.1
- SM C28.1
- SM C30.1
- Arginine
- Citramine
- Cytidine
- Histidine
- Methionine
- Oxithione
- Phenylalanine
- Proline
- Serine
- Threonine
- Tryptophan
- Tyrosine
- Valine
- (iso)Leucine
- Isoleucine
- (C2 + C3) / CO
- (C15 + C18) / CO
- MUFAP(C)
- MUFAP(C) / SFAP(PC)
- OMUFAP(C) / Arginine
- OMUFAP(C)
- PUFAP(PC) / MUFAP(PC)
- PUFAP(PC) / SFAP(PC)
- SFAP(PC)
- Total PC + Total SM
- Total AC / CO
- Total AC-DC / Total AC
- Total AC-OH / Total AC
- Total lysoPC
- Total PC-PC / Total PC
- Total alkyl PC
- Total acyl-alkyl PC
- Total SM
- Total SM / (Total SM + Total PC)
- Total SM / Total PC
- Total SM-non OH
- Total SM-OH
- Total SM-OH / Total SM-non OH
- Tyrosine / Phenylalanine

Total

Men

Women

Color Key and Histogram



Total

Men

Women