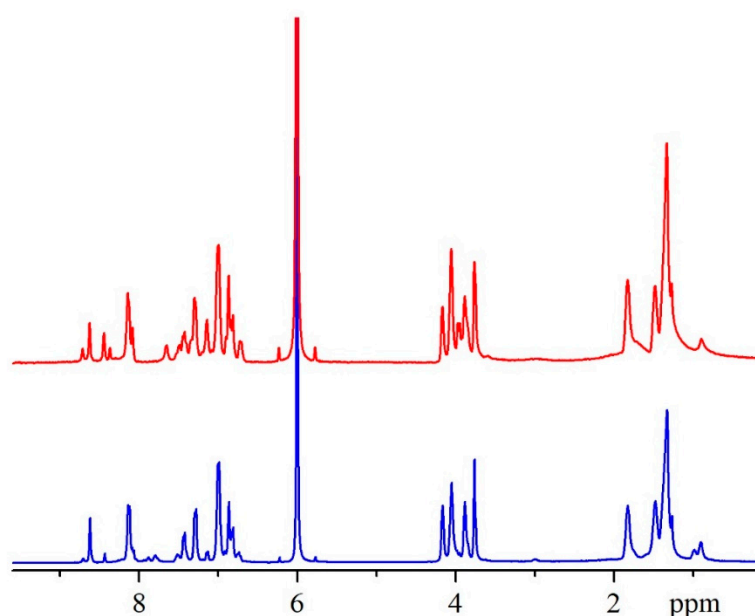


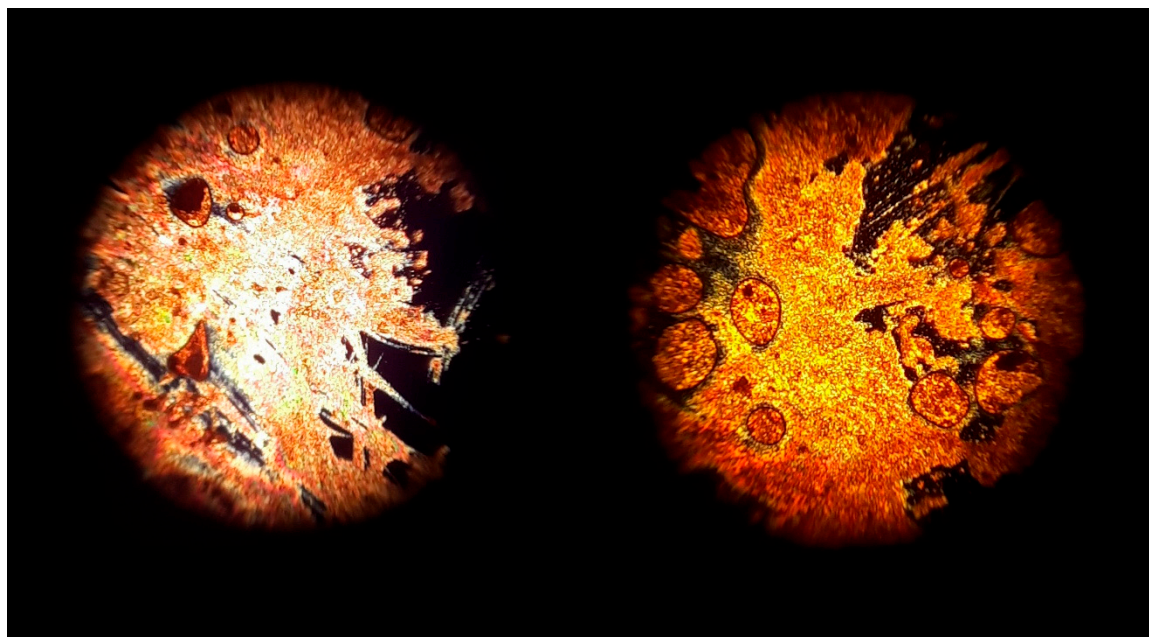
# Supplementary Materials: The effect of Bulky Substituents on Two $\pi$ -Conjugated Mesogenic Fluorophores. Their Organic Polymers and Zinc-Bridged Luminescent Networks.

Rosita Diana <sup>1</sup>, Barbara Panunzi <sup>1</sup>, Simona Concilio <sup>2</sup>, Francesco Marrafino <sup>3</sup>, Rafi Shikler <sup>4</sup>, Tonino Caruso <sup>5</sup> and Ugo Caruso <sup>6,\*</sup>

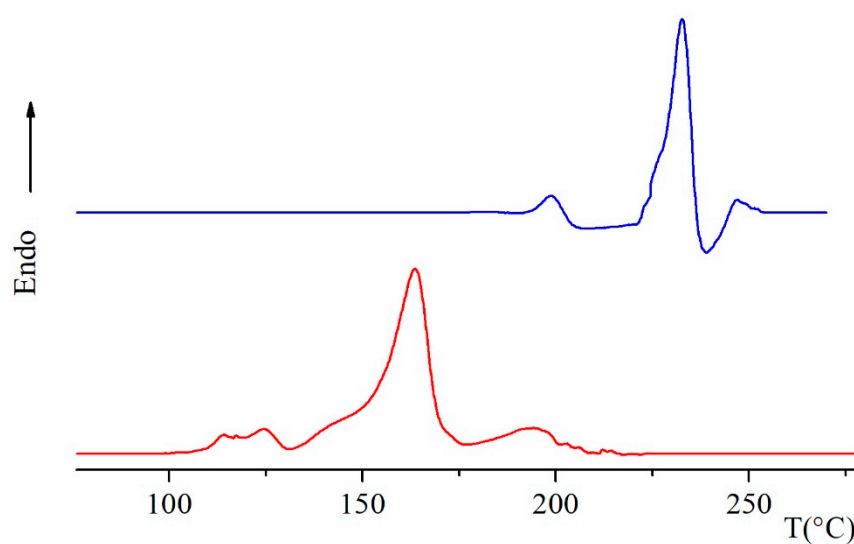
Received: 8 July 2019; Accepted: 20 August 2019; Published: date



**Figure S1.** <sup>1</sup>H NMR (400 MHz, TCE-d<sub>2</sub>, 25 °C) spectra of co-P1b (curve blu) and spectra of co-P2b (curve red).



**Figure S2.** Marble nematic texture at 225 °C and C2b at 200 °C under polarized light of C1b (on the left) and C2b (on the right).



**Figure S3.** DSC heating curve (scanning rate of 10 °C/min, under nitrogen flow) of P2b (blue curve) and co-P2b (red curve).

