

Supplementary material

Antihyperlipidemic and antioxidant effects of *Averrhoa carambola* extract in high fat diet-fed rats

Saleem H. Aladaileh¹, Sultan A. M. Saghir^{1,2,*}, Kisantini Murugesu², Amirin Sadikun³, Ashfaq Ahmad⁴, Gurjeet Kaur⁵, Ayman M. Mahmoud⁶ and Vikneswaran Murugaiya²

Table S1. LOD, LOQ and linearity of standard curves for apigenin.

Retention time/min.	Linear range ($\mu\text{g/mL}$)	LOD ($\mu\text{g/mL}$)	LOQ ($\mu\text{g/mL}$)	R ²
13.56	0.625–50.00	0.15	0.63	0.999

Table S2. Contents of apigenin in methanolic extract (5 mg/mL) of *Averrhoa carambola* leaf.

Apigenin	Calibration curve	Amount ($\mu\text{g/mg}$)
Methanolic extract of <i>A. carambola</i> leaf	$y = 42.882x - 26.83$	4.83

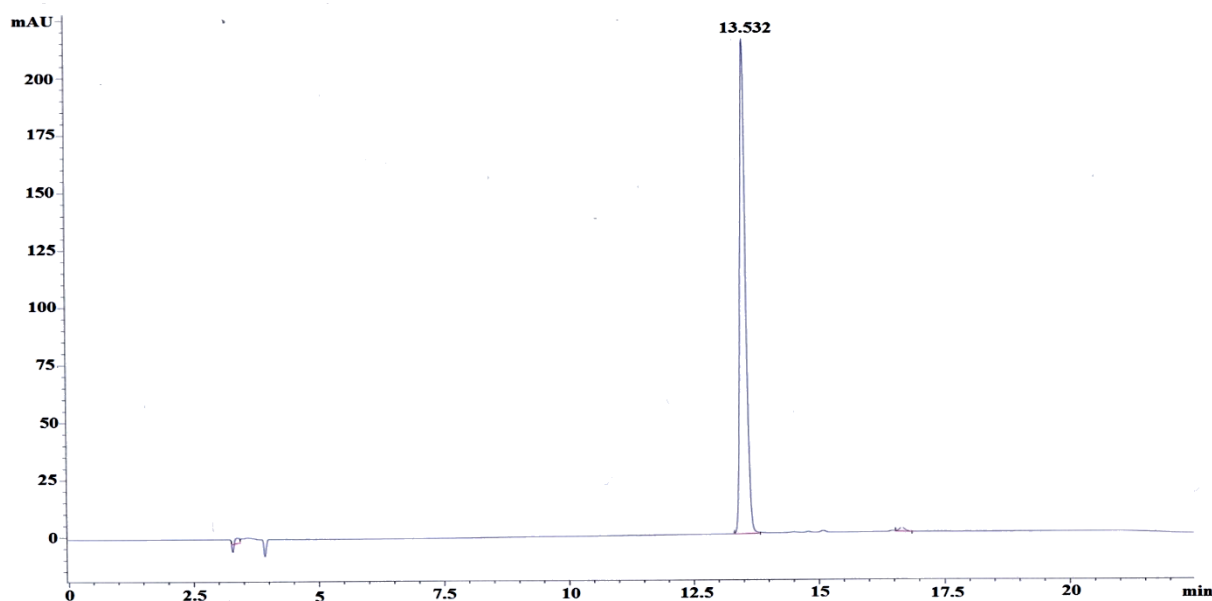


Figure S1. HPLC chromatogram for apigenin standard at 0.1 $\mu\text{g/ml}$ methanol.

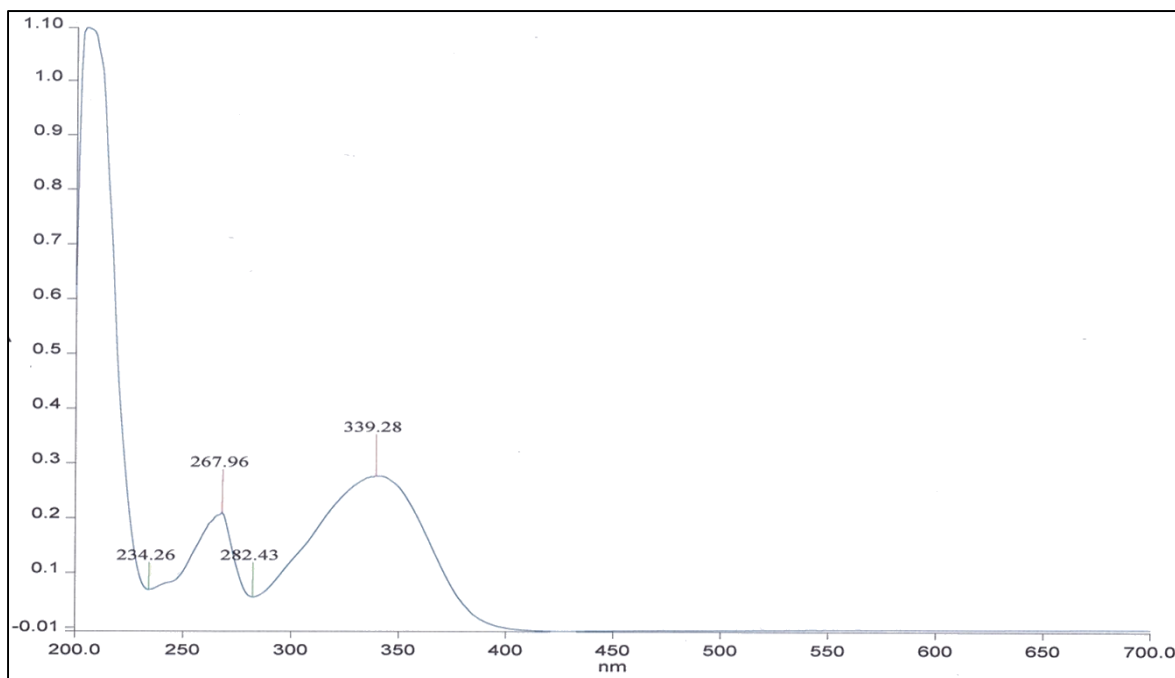


Figure S2. UV-vis spectrum of apigenin.

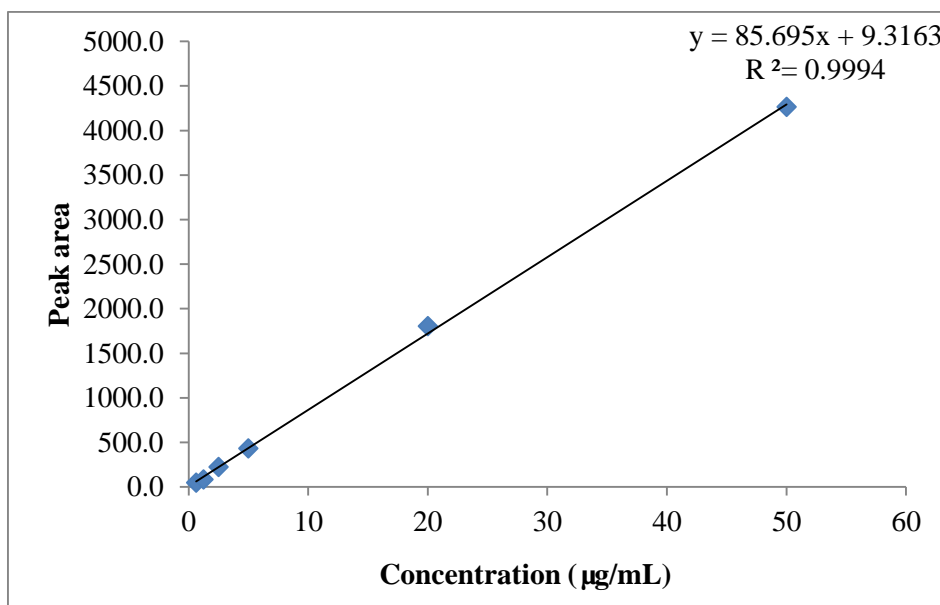


Figure S3. A typical calibration curve of apigenin (50–0.625 µg/mL).