

Supplementary Materials

Adsorption of Azo Dye Methyl Orange from Aqueous Solutions Using Alkali-Activated Polypyrrole-Based Graphene Oxide

Abdulaziz Ali Alghamdi, Abdel-Basit Al-Odayni *, Waseem Sharaf Saeed *, Mohammed S. Almutairi, Fahad A. Alharthi, Taieb Aouak and Abdullah Al-Kahtani

Chemistry Department, College of Science, King Saud University, P.O. Box 2455, Riyadh 11451, Saudi Arabia; aalghamdia@ksu.edu.sa (A.A.A.); 436105200@student.ksu.edu.sa (M.S.A.); fharthi@ksu.edu.sa (F.A.A.); taouak@ksu.edu.sa (T.A.); akahtani@ksu.edu.sa (A.A.-K.)

* Correspondence: aalodayni@ksu.edu.sa (A.-B.A.-O.); wsaeed@ksu.edu.sa (W.S.S.); Tel.: +966-11-469-9889




Figure S1. Scanning electron microscope (SEM) of PPy (left) and PACK (right).

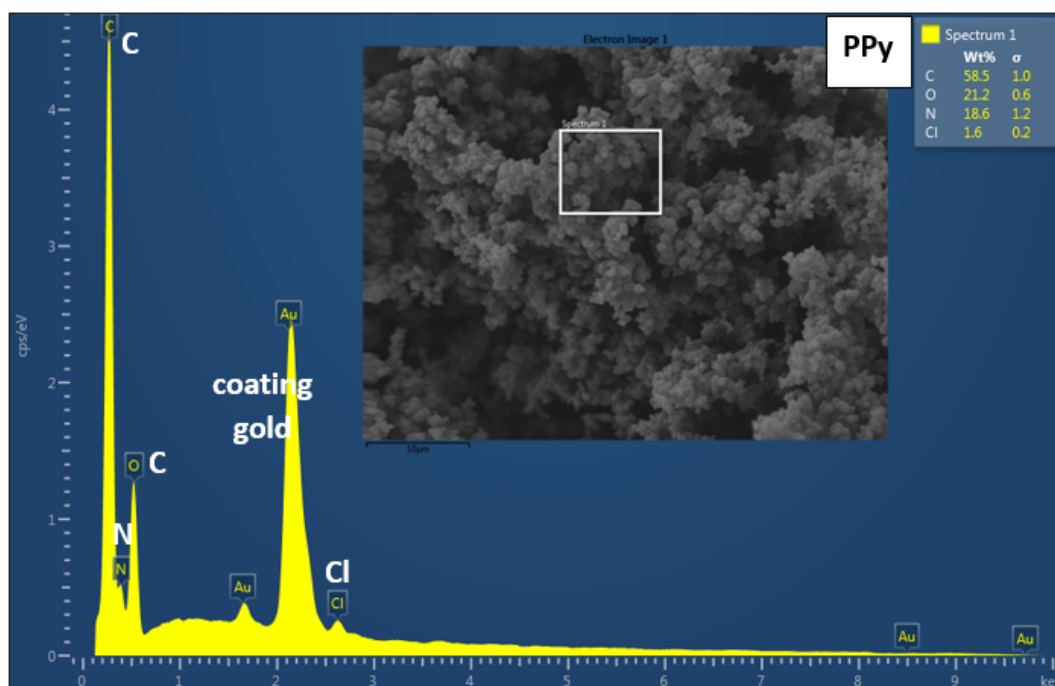


Figure S2. EDX results of PPy elemental composition.

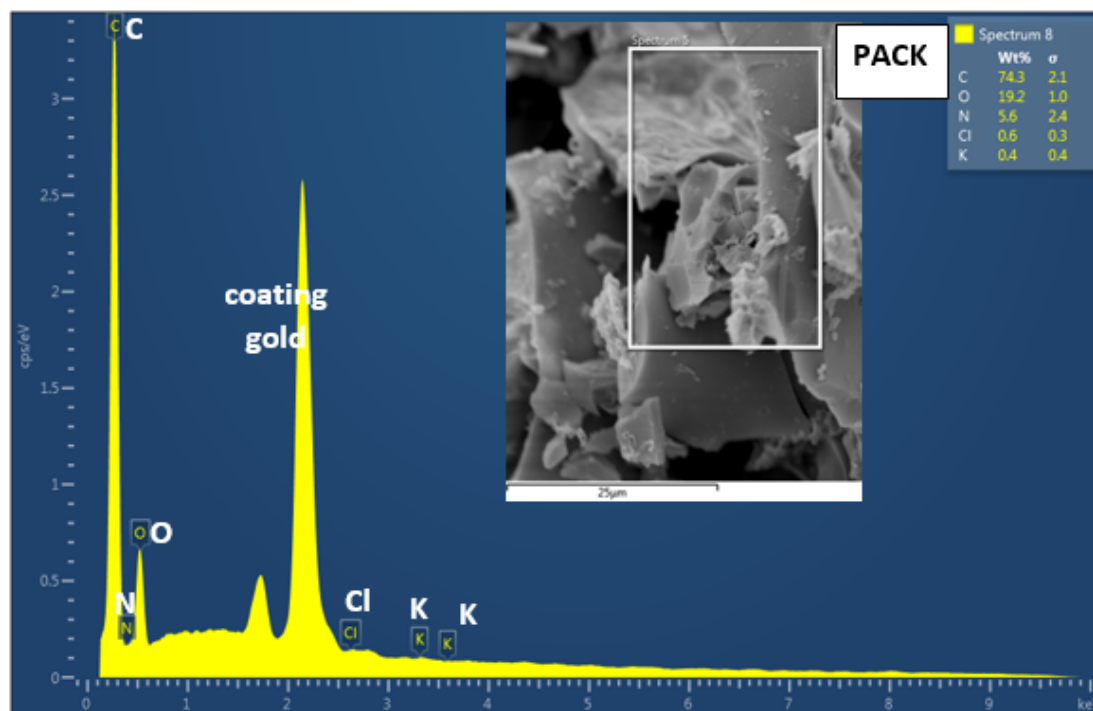


Figure S1. EDX results of PPy elemental composition.

Table S1. Elemental composition of PPy and PACK.

Sample	Yield %	Elemental Composition wt%						Reference
		N	C	O	H	Cl	K	
PPy	98.9	11.62	77.52	8.81	1.27	-	-	[15]
		16.67	57.22	22.01*	4.10	-	-	This work (CHN)
		20.05	58.43	20.00	-	1.58	0.00	This work (EDX)
PACK	5.1	1.45	79.99	16.95	1.53	-	-	[15]
		5.69	64.16	28.31*	0.94	-	-	This work (CHN)
		4.70	73.17	20.37	-	0.50	0.40	This work (EDX)

* calculated values assuming total compositions of 100%.