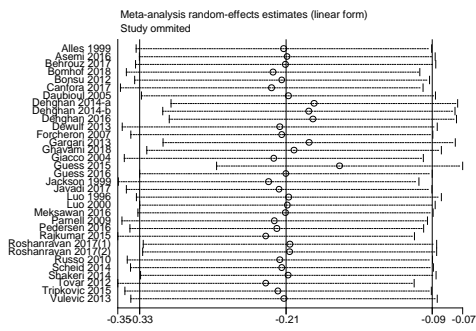
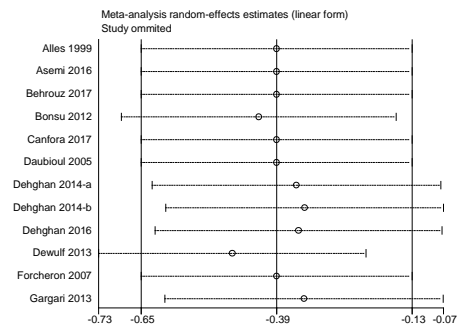


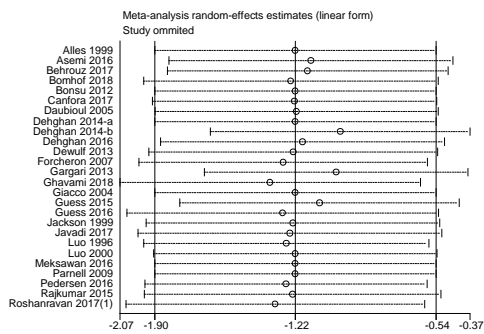
A



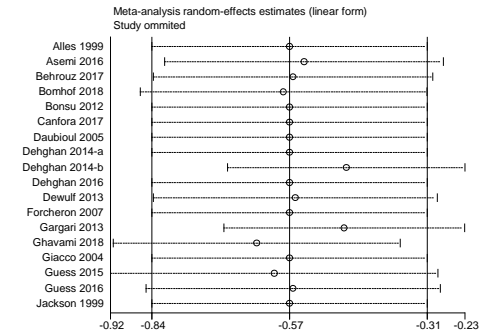
B



C



D



**Additional file 4: Figure S3.** Sensitivity analysis of the included studies of FBG (A), HbA1c (B), FINS (C), and HOMA-IR (D). FBG, fasting blood glucose; FINS, fasting insulin; HbA1c, glycosylated hemoglobin; HOMA-IR, homeostasis model assessment-insulin resistance