

OMTN, Volume 19

Supplemental Information

MicroRNA-129 Inhibits Glioma Cell Growth

by Targeting *CDK4*, *CDK6*, and *MDM2*

Atieh Moradimotlagh, Ehsan Arefian, Rezvan Rezazadeh Valojerdi, Shokoofeh Ghaemi, Fatemeh Jamshidi Adegani, and Masoud Soleimani

Supplementary data

Figure S1. The result of the transduction of A. U251 and B. U87 cells with the Lentiviral particles that express miR-129. Left: Optical image of transduced cells. Right: the fluorescent image of the same cells. The percentage of transduction can be estimated by comparing the two images.

Figure S2. The results of cell cycle assay in U87 cell line after miR-129 overexpression (B) in comparison with cells transduced with scramble control (A).

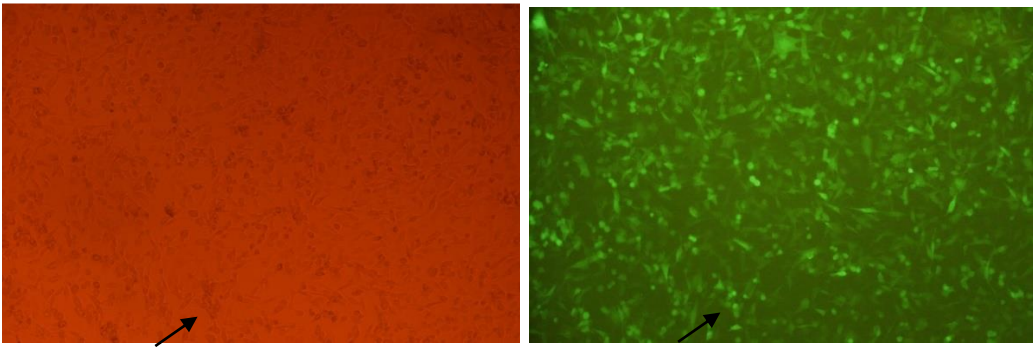
Table S1. Used primers for hsa-mir-129 gene and 3' UTR cloning.

Table S2. Used primers for cDNA synthesis and Real-time PCR for hsa-miR-129-5p and *SNORD47*.

Table S3. Used primers for Real-time PCR for *β 2m*, *CDK4*, *CDK6* and *MDM2* genes.

Figure S1.

A.



B.

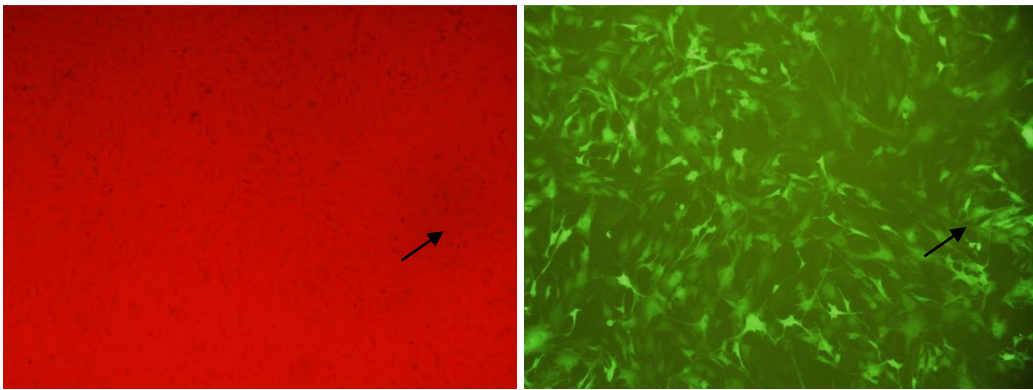


Figure S2.

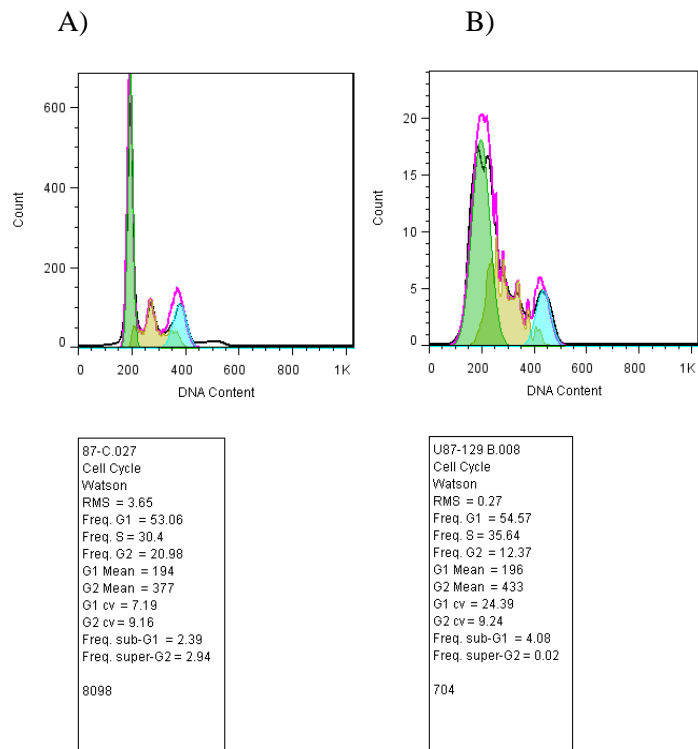


Table S1.

Cloning Primers		
mir-129	Forward	CTCTCAGCTTTCTCTTCTC
	Reverse	GTCACTCAGCAACTCTAAAG
<i>CDK4</i>	Forward	CGGAGTGAGCAATGGAGTG
	Reverse	CTAAGGGTAAATCAGGGATAGGG
<i>CDK6</i>	Forward	GCACATCAGTAATTCAGTAGAC
	Reverse	ATAGCCAGGAGAGTAATTCATC
<i>MDM2</i>	Forward	GTCATCCTTTACACCAACTCC
	Reverse	TACCTCCCTTATAGACCATTACG

Table S2.

hsa-miR-129-5p	RT primer	CCAGGTATGCAGAGCAGGGTCCGAGGTATCCAT CGCACGCATCGCACTGCATACCTGGGCAAGC
	Forward primer	AGCTTTTTGCGGTCTGG
<i>SNORD47</i>	RT primer	GTCGTATGCAGAGCAGGGTCCGAGGTATTCGCA CTGCATACGACAACCTC
	Forward primer	ATCACTGTAAAACCGTTCCA
Common Reverse primer	GAGCAGGGTCCGAGGT	
Universal probe	FAM 5' TCCATCGCACGCATCGCACT 3' BHQ-1-3'	
<i>SNORD47</i> probe	FAM 5' TGATTCTGAGGTTGTCGTATGCA 3' BHQ-1-3'	

Table S3.

Real-time PCR primers		
<i>β2m</i>	Forward	ATG CCT GCC GTG TGA AC
	Reverse	ATC TTC AAA CCT CCA TGA TG
<i>CDK4</i>	Forward	GCT GCT GGA AAT GCT GAC
	Reverse	CAC TCC ATT GCT CAC TCC
<i>CDK6</i>	Forward	GCG ACT TGA AGA ACG GAG
	Reverse	ATC AAA CAA CCT GAC CAC G
<i>MDM2</i>	Forward	TGT AAC CAC CTC ACA GAT TCC
	Reverse	GCA CCA ACA GAC TTT AAT AAC TTC