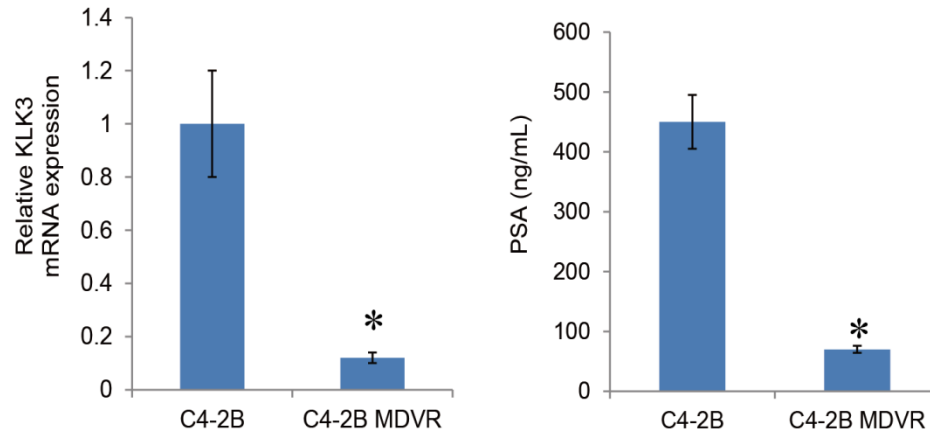


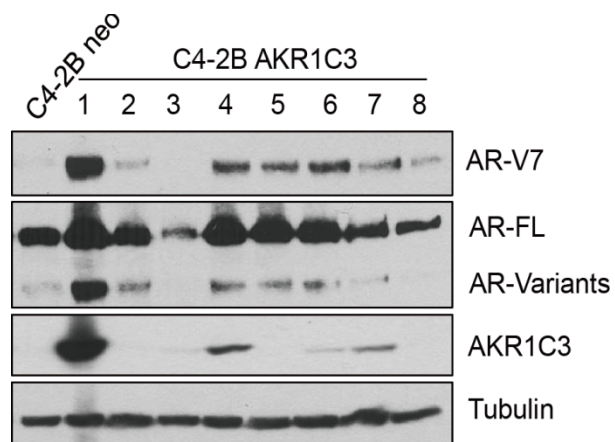
Supplemental Figure 1

C4-2B parental and C4-2B MDVR tumors were processed and whole tumor lysates were extracted and subjected to western blot.



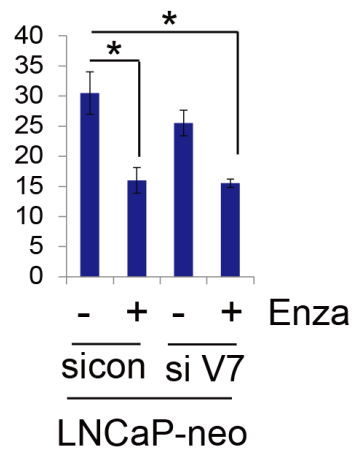
Supplemental Figure 2

Supplemental Fig.2 The KLK3 mRNA expression and PSA expression in C4-2B parental and C4-2B MDVR cells were determined by qRT-PCR and PSA ELISA respectively.



Supplemental Figure 3

Supplemental Fig.3 Eight C4-2B AKR1C3 stable clones were picked and whole cell lysates were extracted and subjected to western blot.



Supplemental Figure 4

Supplemental Fig.4 AR-V7 was knocked down in LNCaP-neo cells, cells were then treated with 20 μM enzalutamide for 5 days and total cell number was determined.