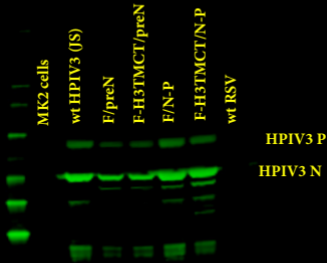


# HPIV3 P and N in MK2 cells



Vero cells

Virion

Vero cells

wt HPIV3 (JS)

F/preN

F-H3TMCT/preN

F/N-P

F-H3TMCT/N-P

wt RSV

wt HPIV3 (JS)

F/preN

F-H3TMCT/preN

F/N-P

F-H3TMCT/N-P

wt RSV

HPIV3 P

HPIV3 N

HPIV3 P and N in vero cells and on virion



RSV F0 F1 in MK2 cells

MK2 cells

wt HPIV3 (IS)

F/preN

F-H3TMCT/preN

F/N-P

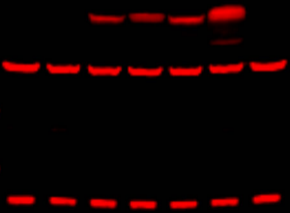
F-H3TMCT/N-P

wt RSV

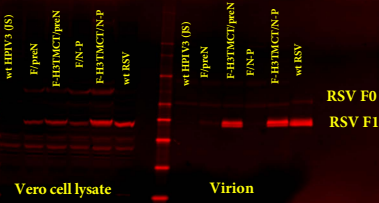
RSV F0

RSV F1

Tubulin



## RSV F0 and F1 in vero cells and on virion



wt HPIV3 (JS)

F/preN

F-H3TMCT/preN

F/N-P

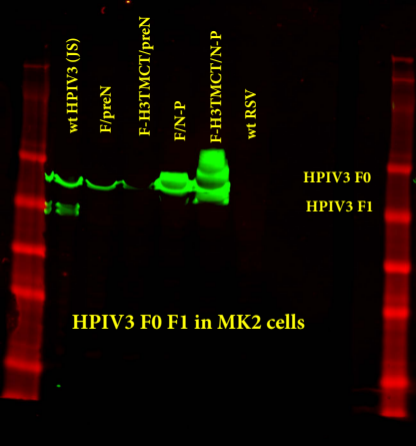
F-H3TMCT/N-P

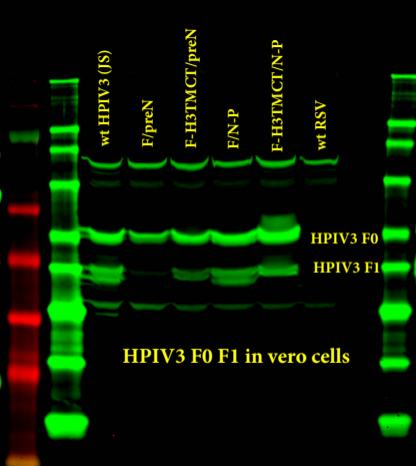
wt RSV

HPIV3 F0

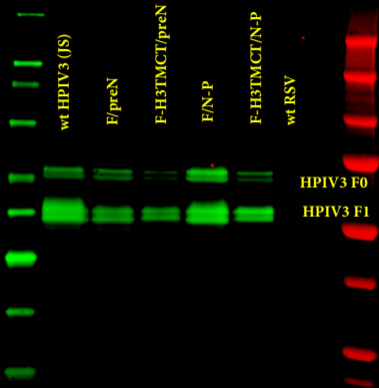
HPIV3 F1

HPIV3 F0 F1 in MK2 cells





HPIV3 F0 F1 on virion



wt HPIV3 (JS)

F/preN

F-H3TMCT/preN

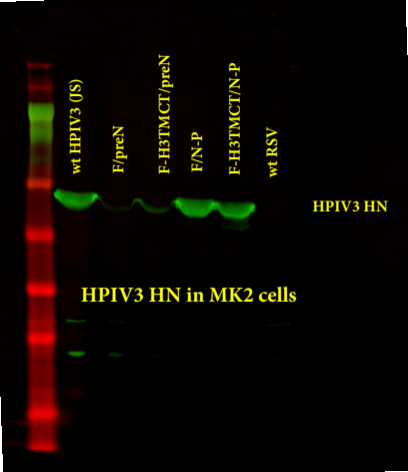
F/N-P

F-H3TMCT/N-P

wt RSV

HPIV3 HN

HPIV3 HN in MK2 cells





## HPIV3 HN in vero cells

wt HPIV3 (JS)

F/preN

F-H3TMCT/preN

F/N-P

F-H3TMCT/N-P

wt RSV

HPIV3 HN



wt HPIV3 (JS)

F/preN

F-H3TMCT/preN

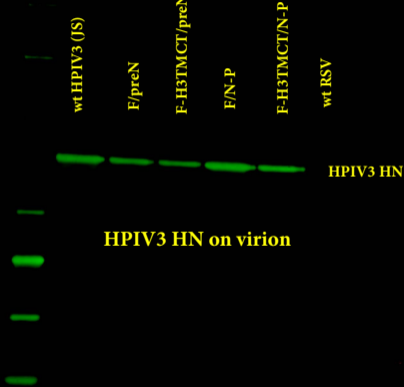
F/N-P

F-H3TMCT/N-P

wt RSV

HPIV3 HN

HPIV3 HN on virion



## Tubulin in MK2 and Vero cell lysates

