

Optimal Multi-Stage Arrhythmia Classification Approach

Jianwei Zheng¹, Huimin Chu², Daniele Struppa¹, Jianming Zhang³, Sir Magdi Yacoub⁴, Hesham El-Askary¹, Anthony Chang⁵, Louis Ehwerhemuepha^{1,5}, Islam Abudayyeh⁶, Alexander Barrett¹, Guohua Fu², Hai Yao⁷, Dongbo Li², Guo Hangyuan³ (corresponding author) and Cyril Rakovski¹

¹Chapman University, Orange, CA, USA

²Ningbo First Hospital of Zhejiang University, Ningbo, Zhejiang, China

³Shaoxing People's Hospital (Shaoxing Hospital Zhejiang University, Shaoxing, Zhejiang, China School of Medicine)

⁴Imperial College London, London, England

⁵CHOC Children's Hospital, Orange, CA, USA

⁶Loma Linda University International Heart Institute, Loma Linda, Riverside, USA

⁷Zhejiang Cachet Jetboom Medical Devices CO.LTD, Hangzhou, Zhejiang, China

Supplementary Materials

Section A.

The definition of rhythm groups and rhythms

In this study, a total 11 rhythms whose definitions were shown below were merged into 4 groups (SB, AFIB, GSVT, SR). In particular, SB only included sinus bradycardia, AFIB consisted of atrial fibrillation and atrial flutter (AFL), GSVT contained supraventricular tachycardia, atrial tachycardia, atrioventricular node reentrant tachycardia, atrioventricular reentrant tachycardia and sinus atrium to atrial wandering rhythm, and SR included sinus rhythm and sinus irregularity. Thus, our classification model was designed to classify these 4 groups of arrhythmias.

The definition table of 4 rhythm groups and the rhythms included.

Group Name	Arrhythmia Included in Group
SB	sinus bradycardia
AFIB	atrial fibrillation (AFIB), atrial flutter (AFL)
GSVT	supraventricular tachycardia (SVT), atrial tachycardia (AT), atrioventricular node reentrant tachycardia (AVNRT), atrioventricular reentrant tachycardia (AVRT) and sinus atrium to atrial wandering rhythm (SAAWR)
SR	sinus rhythm without other conditions and sinus irregularity

The definition table of 11 Rhythms labeled by cardiologists.

Acronym Name	Full Name	Definition
SB	Sinus Bradycardia	Sinus bradycardia can be defined as a sinus rhythm with a resting heart rate of 60 beats per minute or less.
SR	Sinus Rhythm	Normal sinus rhythm usually accompanies a heart rate of 60 to 100 beats per minute, with less than 0.16 second variation in the shortest and longest duration between successive P waves, and normal PR interval, QRS complex and QT interval.
AFIB	Atrial Fibrillation	ECG showing atrial fibrillation will have no visible P waves that are replaced by coarse fibrillatory waves and an irregularly irregular QRS complex.
ST	Sinus Tachycardia	Sinus tachycardia is recognized on an ECG with a normal upright P wave in lead II preceding every QRS complex, with an atrial rate of greater than 100 beats per minute.
AFL	Atrial Flutter	Atrial flutter is a health condition (arrhythmia) where the atria of the heart as an electrical problem (a re-entry loop) that causes the atria to beat at a rapid rate of about 242 - 360 beats per minute (bpm). Although usually flutter waves are regular and appear as "sawtooth" P waves in ECG's (typical atrial flutter); occasionally electrical conduction blocks can occur and produce 2:1, 3:1 or 4:1 wave or even appear as irregular bpm's resembling an irregular arrhythmia.
SI	Sinus Irregularity	A heart rate of 60 to 100 beats, P, QRS, T waves clear, normal PR interval, QRS complex, and AT interval, but the

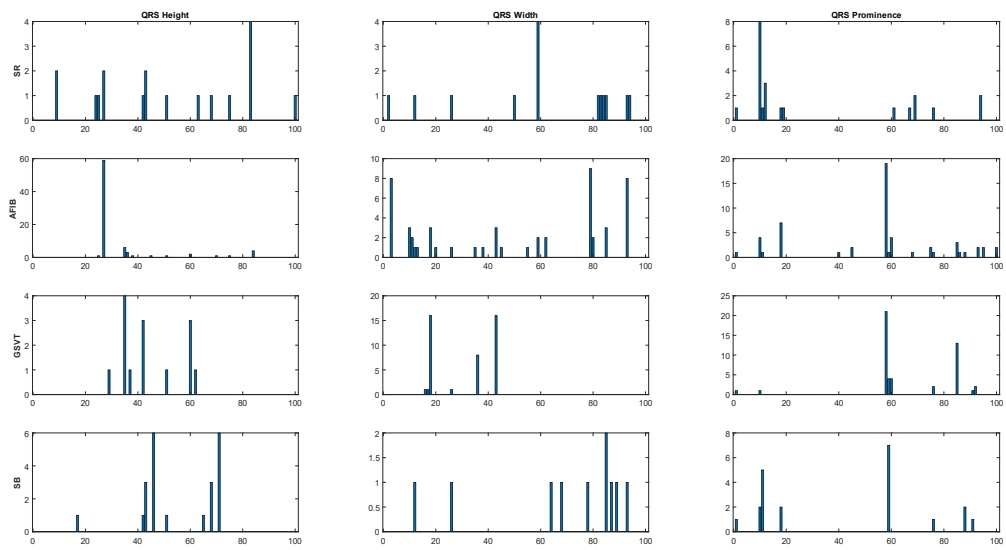
		difference of two consecutive RR intervals greater than 120 milliseconds
SVT	Supraventricular Tachycardia	In this study, SVT refers to an abnormally fast (160~220 bpm) heart rhythm arising from improper electrical activity above the ventricle of the heart, but cannot confirm specified locations by ECG. The SVT might be atrial fibrillation, atrial flutter, or Wolff–Parkinson–White syndrome.
AT	Atrial Tachycardia	Atrial tachycardia is a fast heart rhythm in which the electrical impulse originates in atrial tissue different than the sinoatrial node. Atrial electrical activation during atrial tachycardias is mostly regular and by definition at a rate faster than 100 bpm.
AVNRT	Atrioventricular Node Reentrant Tachycardia	Rate: 118 to 264 bpm Rhythm: regular, narrow QRS complex (< 120 msec); regular, wide QRS complex (\geq 120 msec); may not see any P-wave activity in either type (atypical or typical) Atypical AVNRT: RP interval > PR interval; P waves negative in leads III and aVF Typical AVNRT: RP interval < PR interval; pseudo R wave in lead V1 with tachycardia, not with normal sinus rhythm; pseudo S wave in leads I, II, and aVF.
AVRT	Atrioventricular Reentrant Tachycardia	Rate: 124 to 256 bpm Rhythm: regular, narrow QRS complex common (orthodromic); regular, wide QRS complex uncommon (orthodromic or antidromic) if bundle branch block or aberrancy present. Orthodromic AVRT: RP interval < PR interval or RP interval > PR interval with a slowly conducting accessory pathway; retrograde P waves (leads I, II, III, aVF, V1); delta wave seen with normal sinus rhythm, not with tachycardia. Antidromic AVRT: short RP interval (< 100 msec); regular, wide QRS complex (\geq 120 msec); delta waves are seen with normal sinus rhythm and tachycardia; concealed accessory pathways do not show delta waves
SAAWR	Sinus Atrium to Atrial Wandering Rhythm	is an atrial rhythm with multiple P-wave morphologies (three or more), often occurring in a repetitive pattern at a rate of less than 100 bpm.

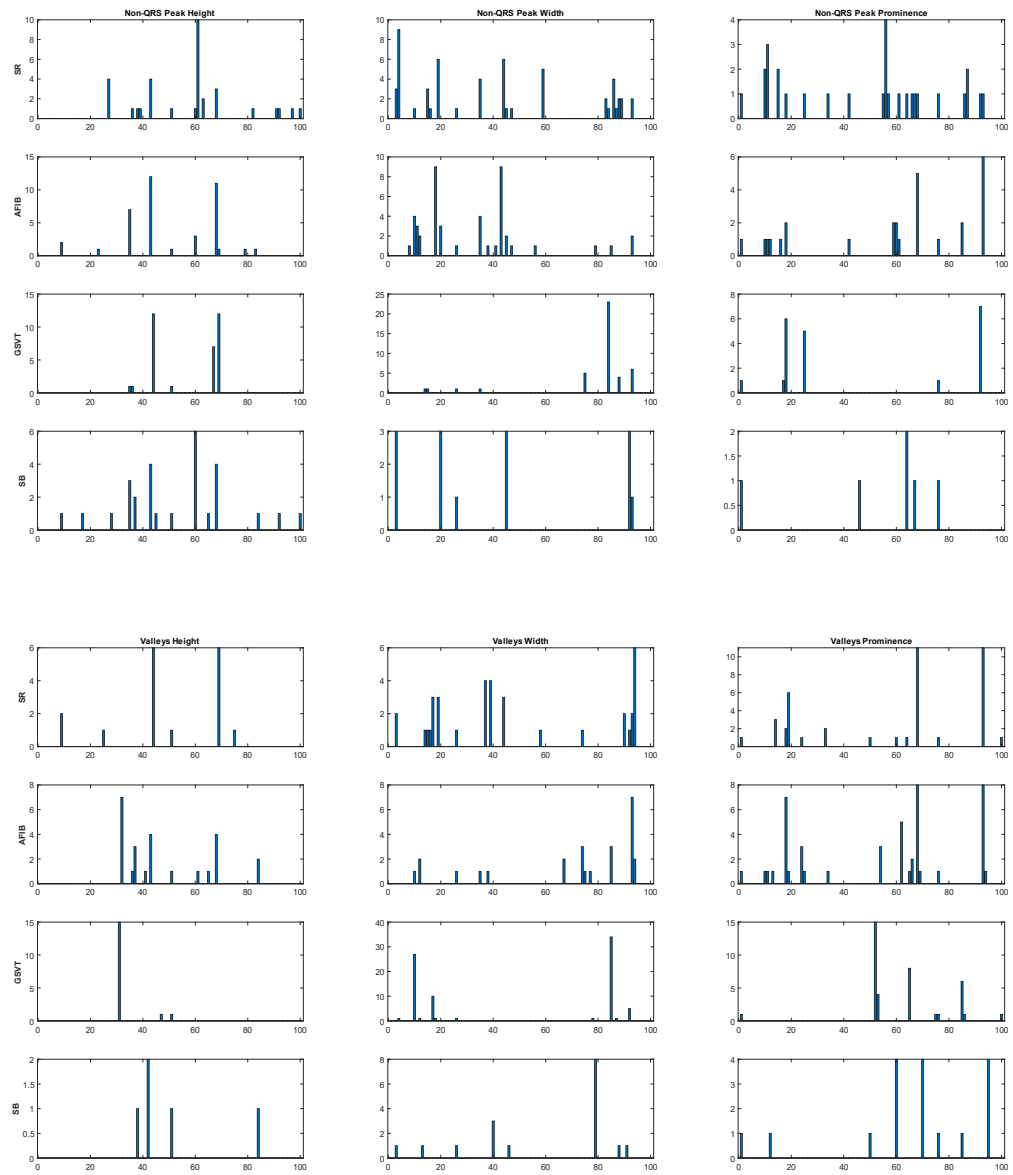
Section B.

Features extracted from 12-lead ECG demonstration.

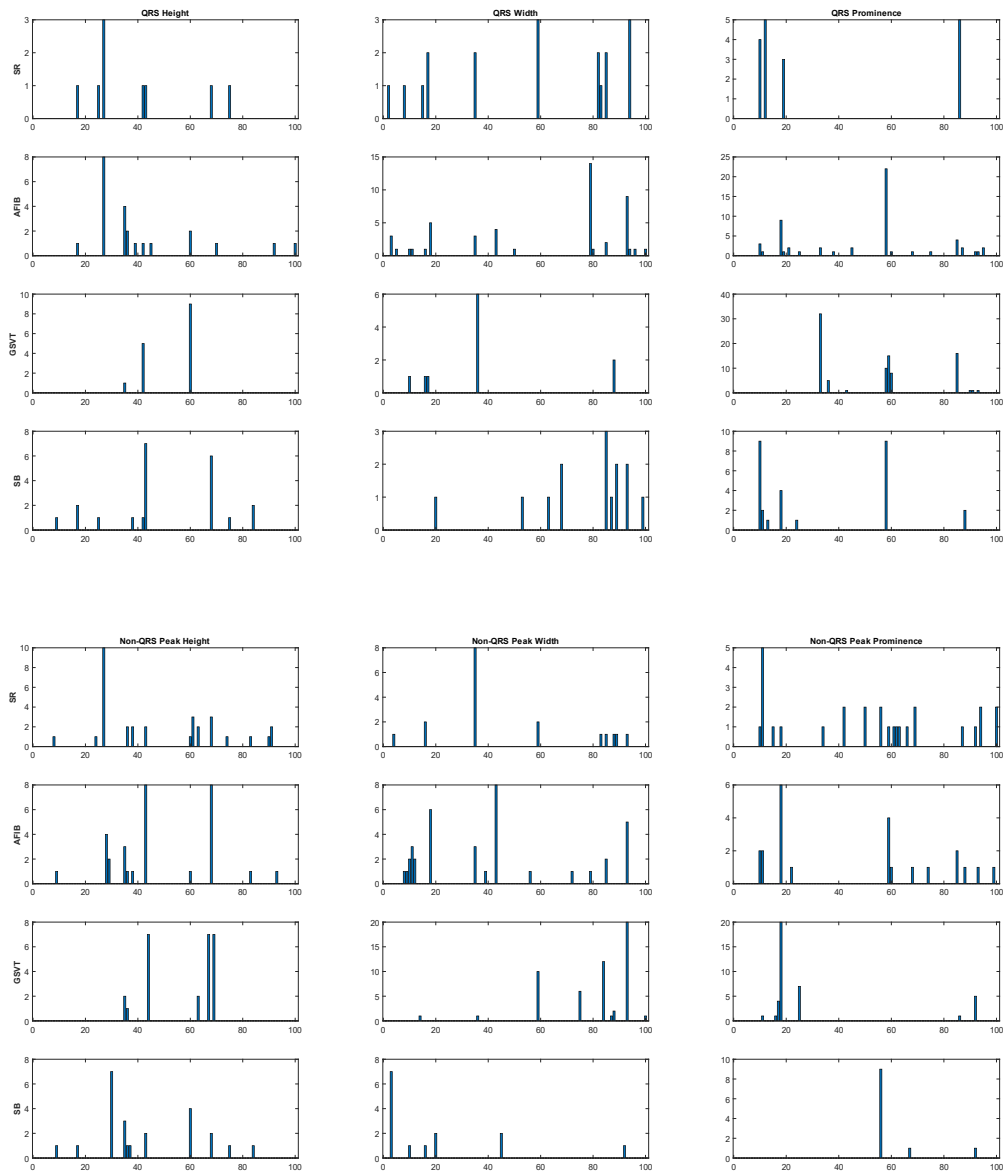
For demonstration purposes, we used 36 graphics to show the features that are extracted from height, width, and prominence of QRS complex, non-QRS peaks, and valleys from 12 leads ECG. In addition, the four patient's ECG data that are assigned to SR, AFIB, GSVT, and SB were depicted in rows of each graphic below. The Y-axis presents the frequencies of height, width and prominence, and X-axis presents the scale that measures height, width and prominence of peaks and valleys. The unit step of the X-axis is: (the maximum of height, width or prominence - the minimum of height, width or prominence)/100.

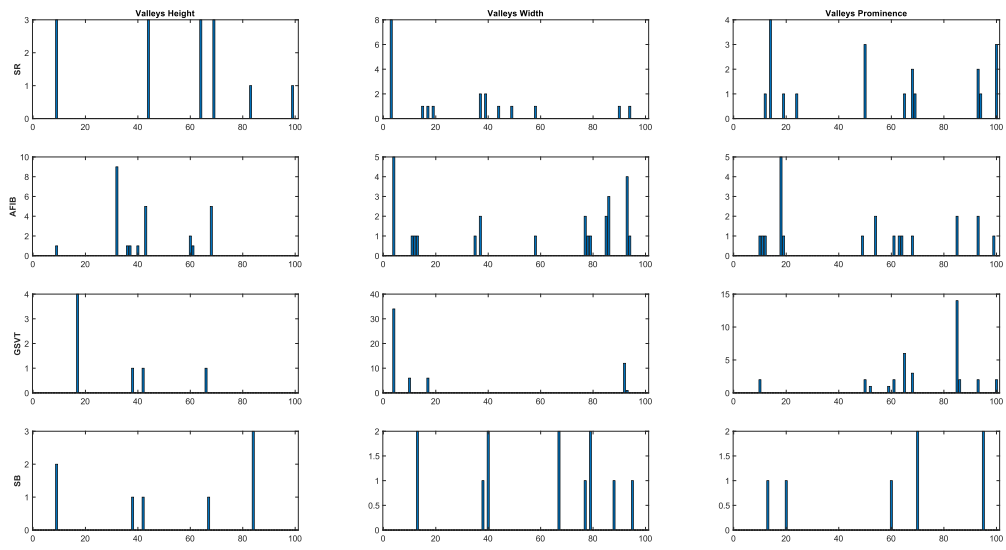
Lead I



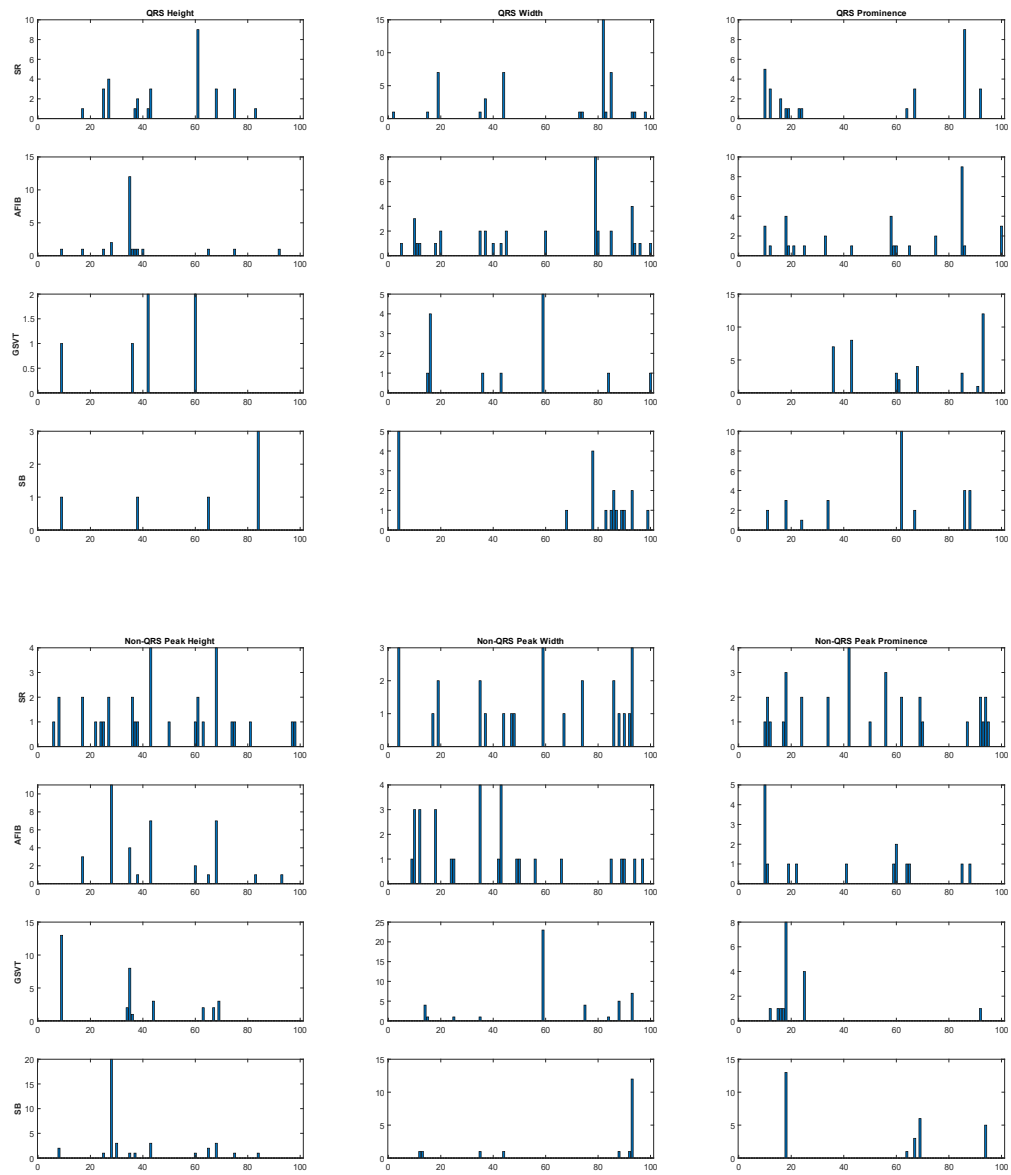


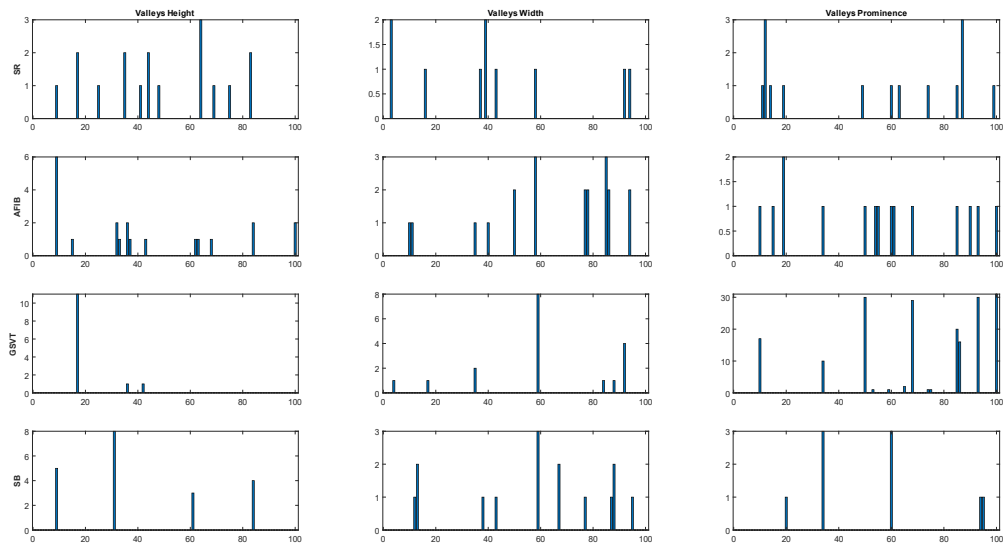
Lead II



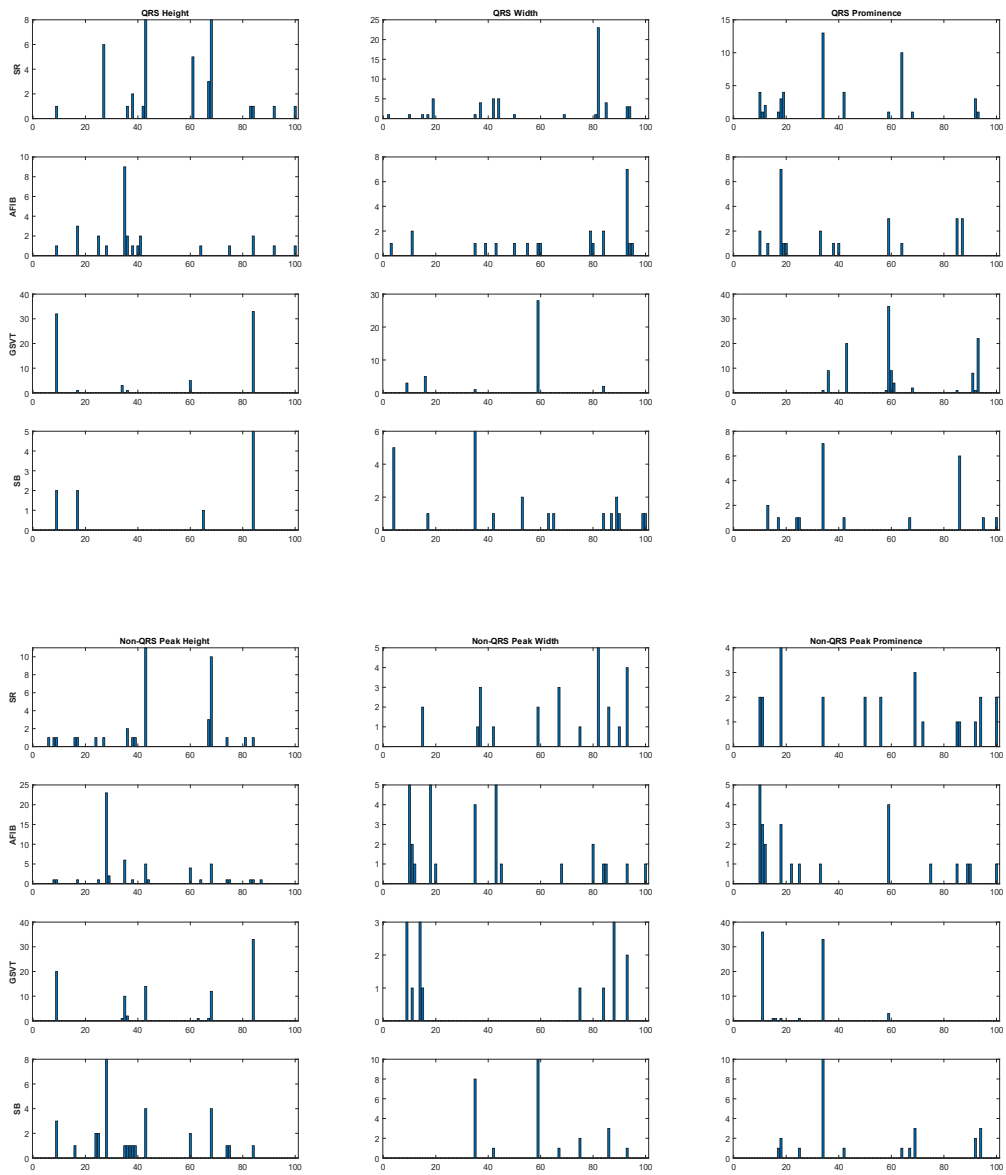


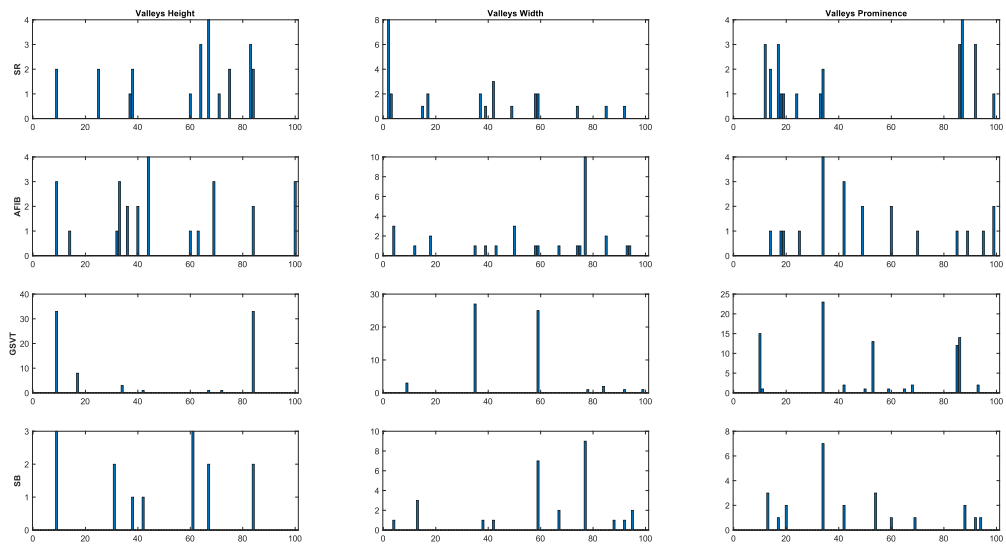
Lead III



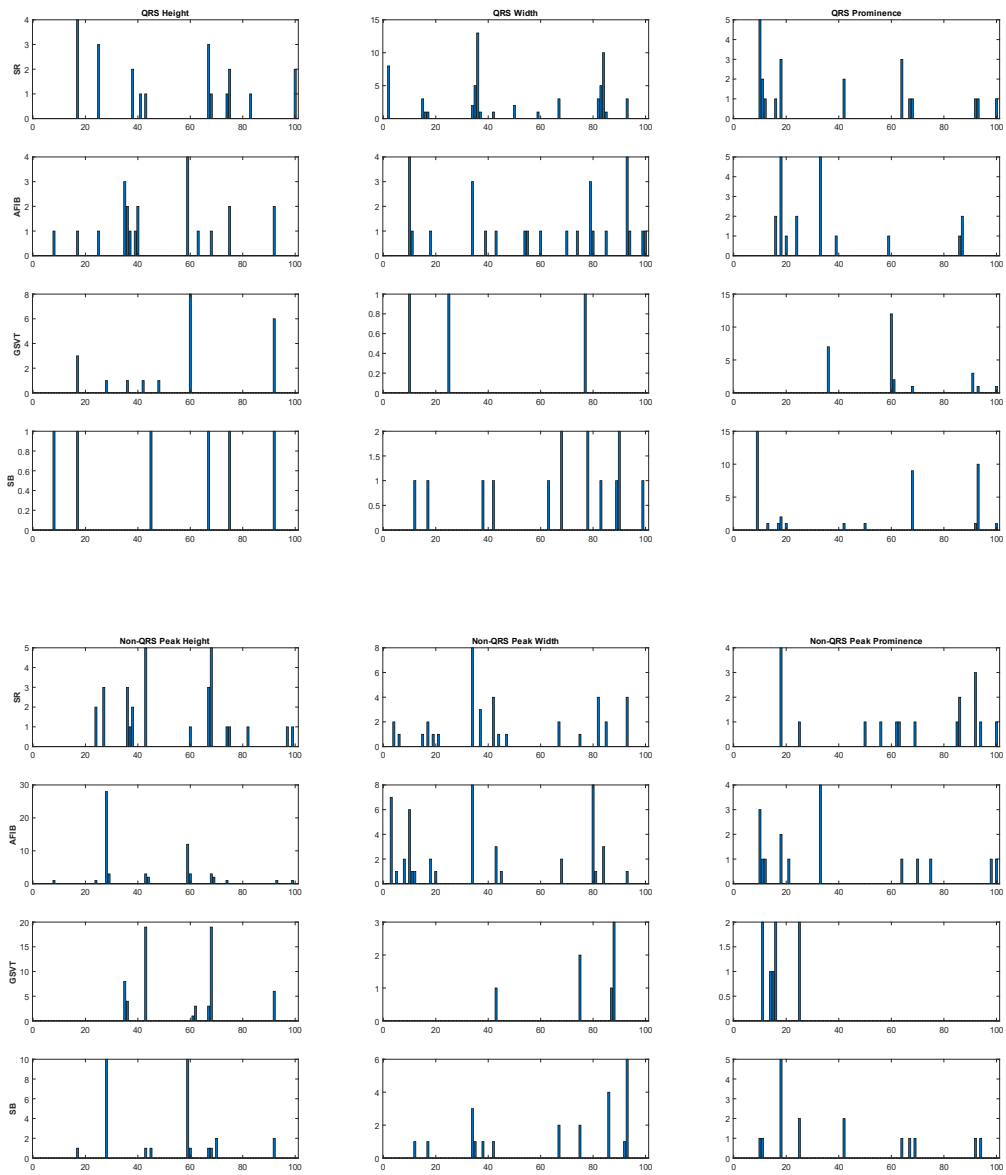


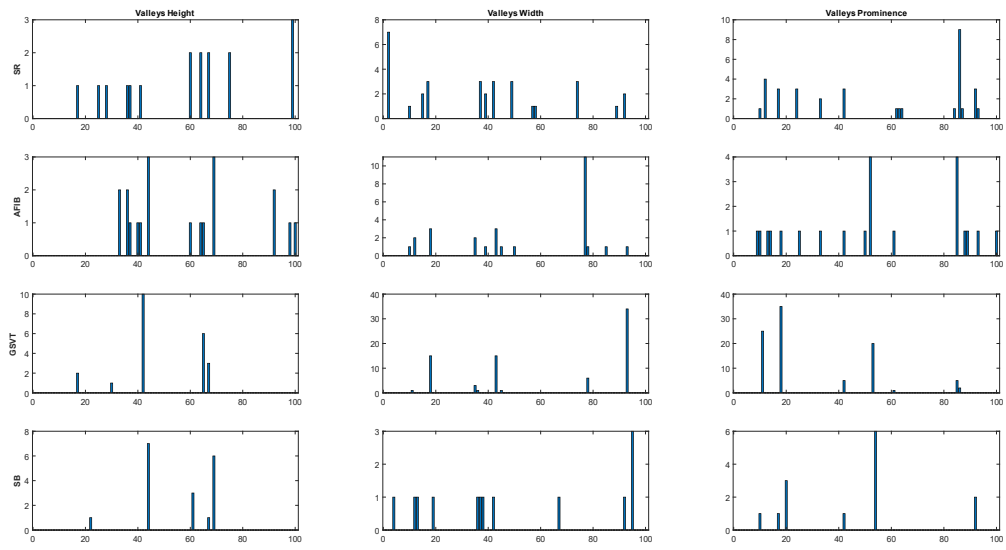
Lead aVR



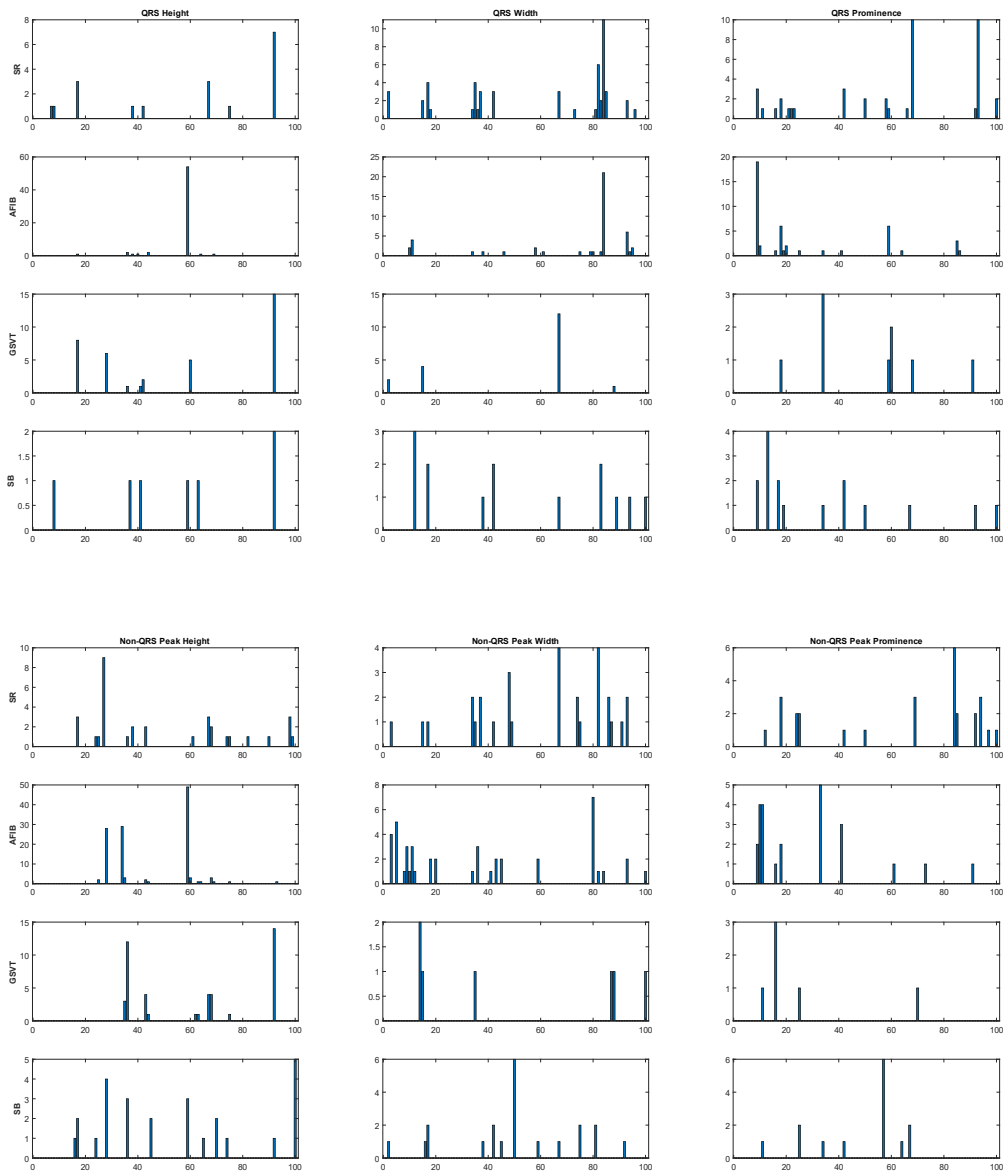


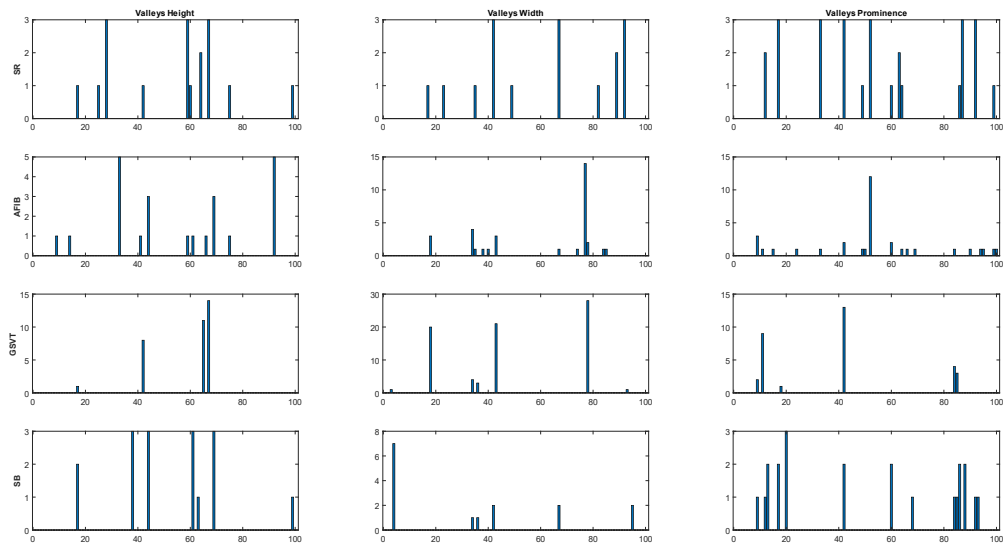
Lead aVF



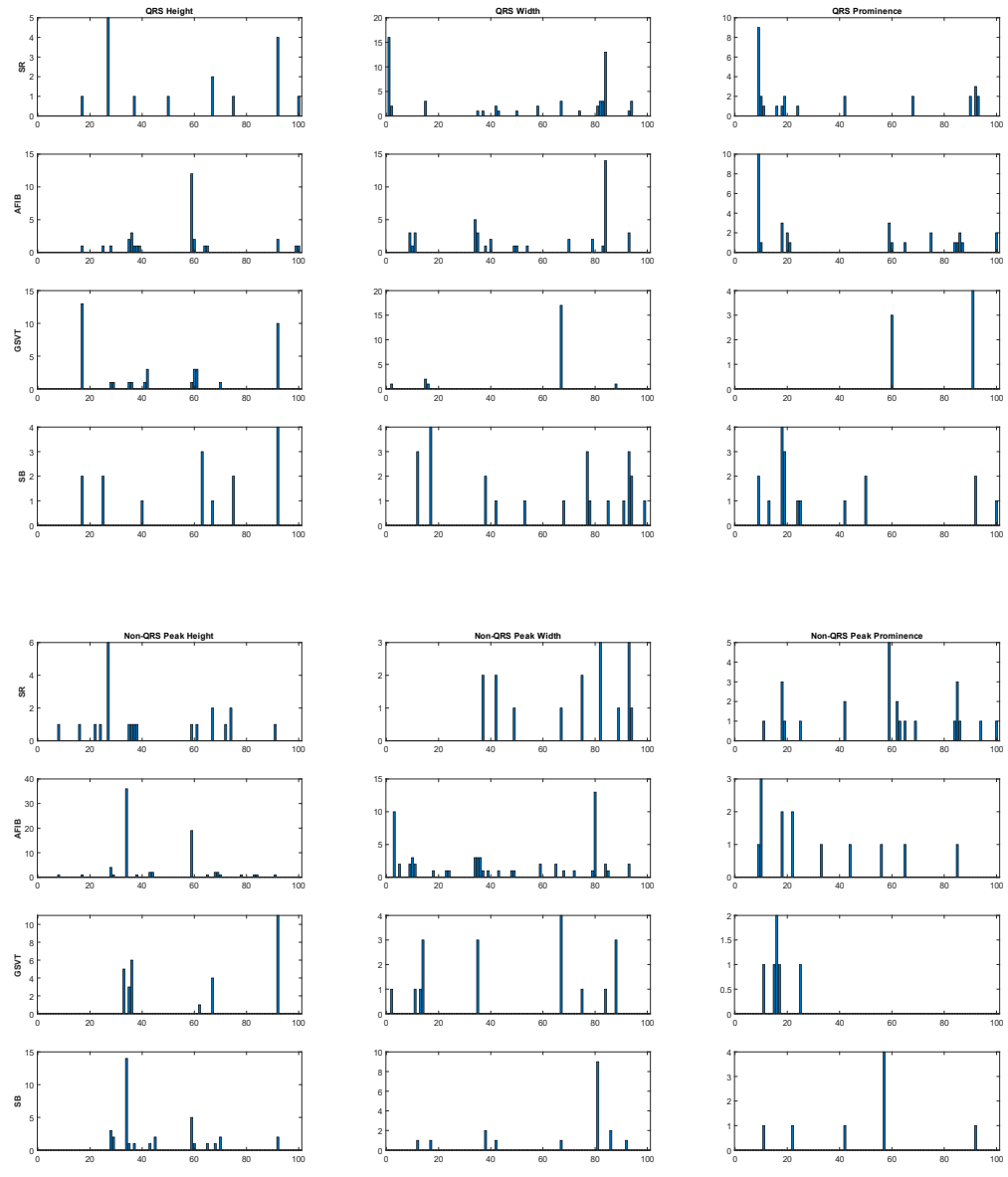


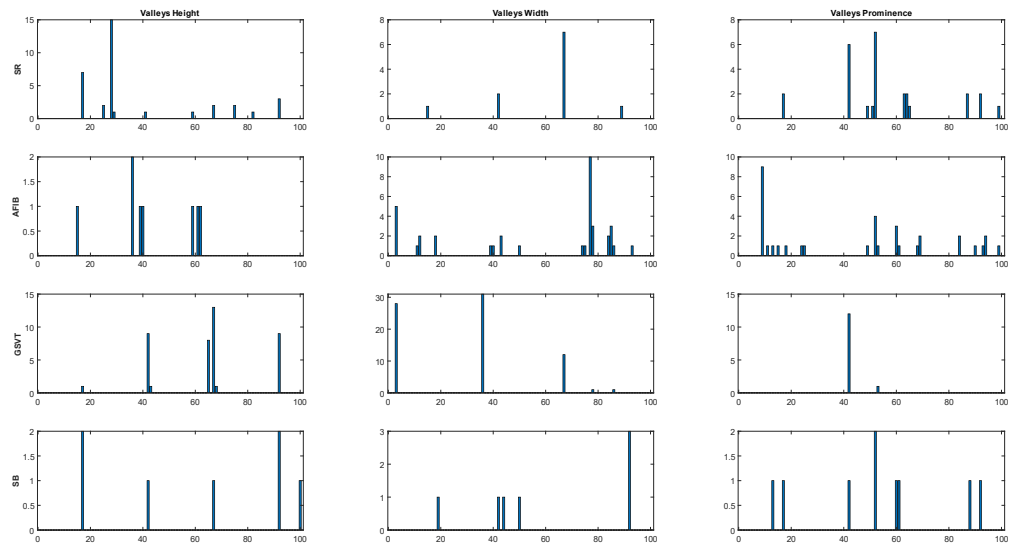
Lead aVL



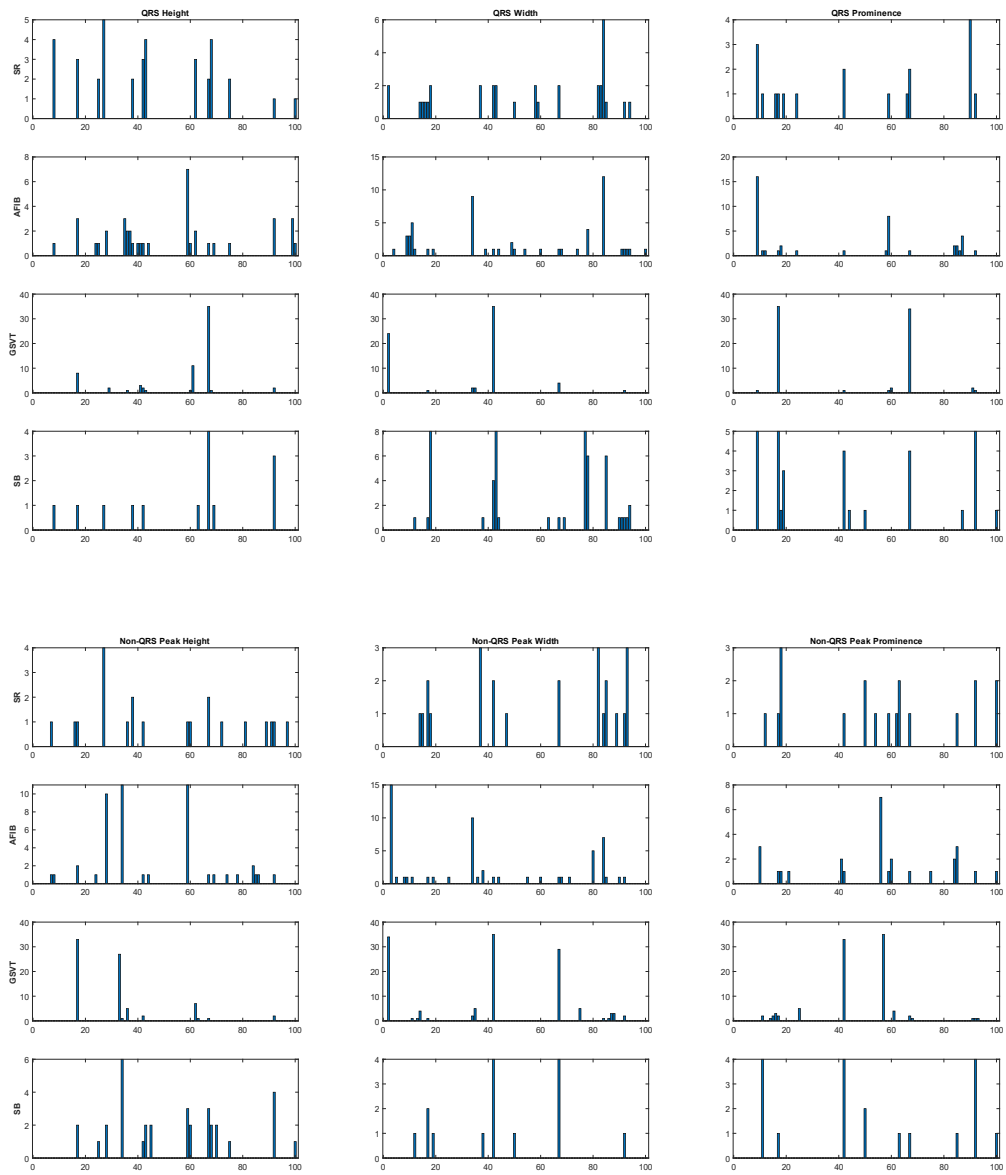


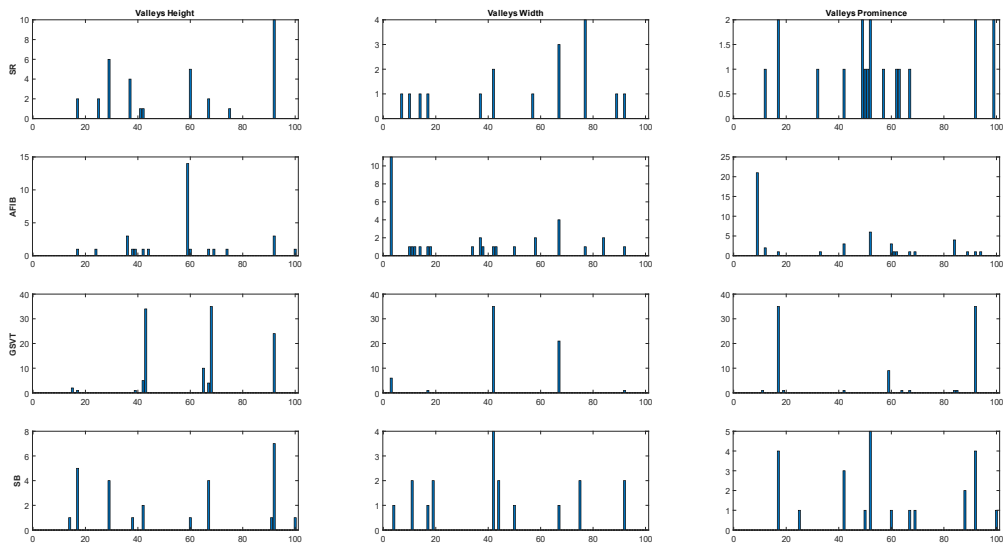
Lead V1



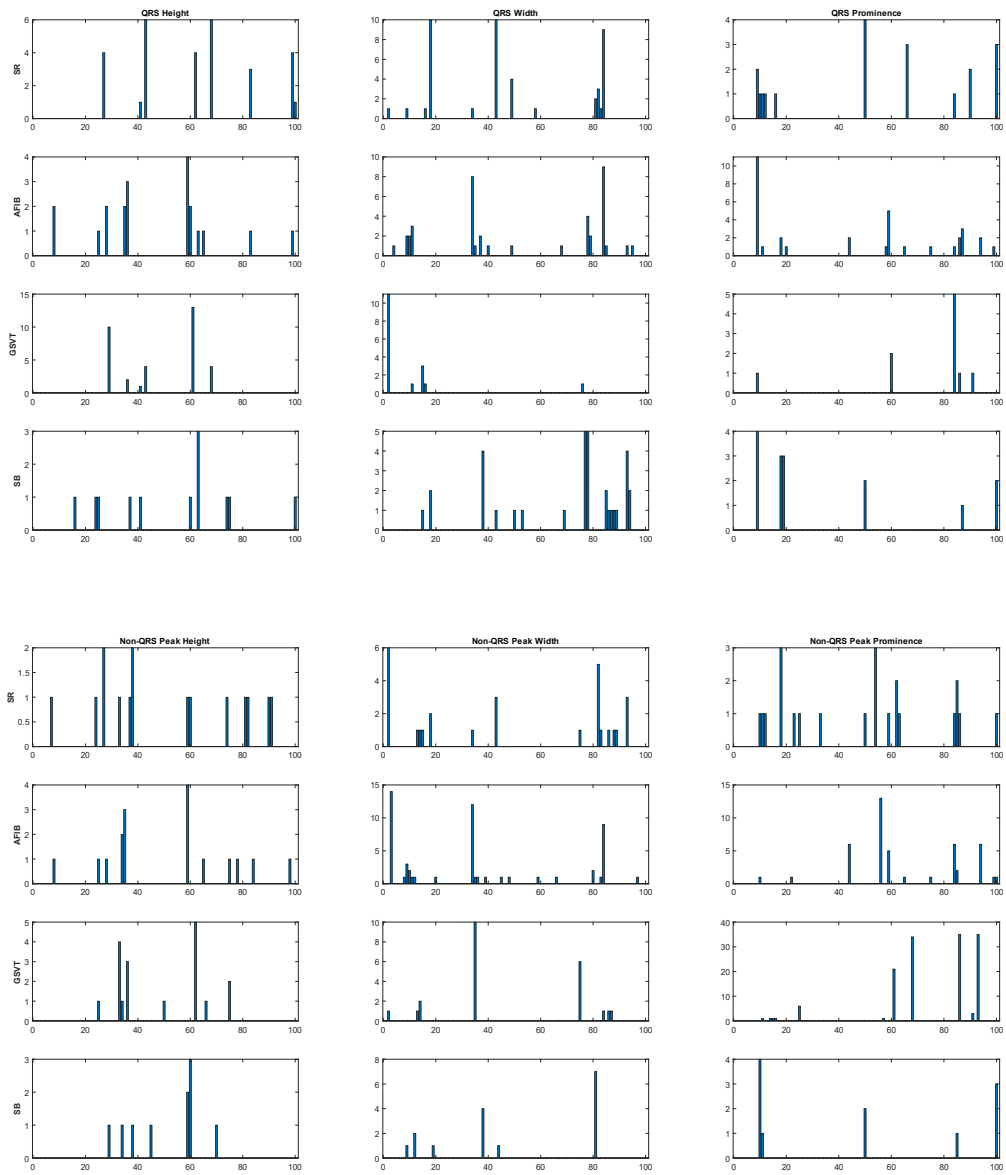


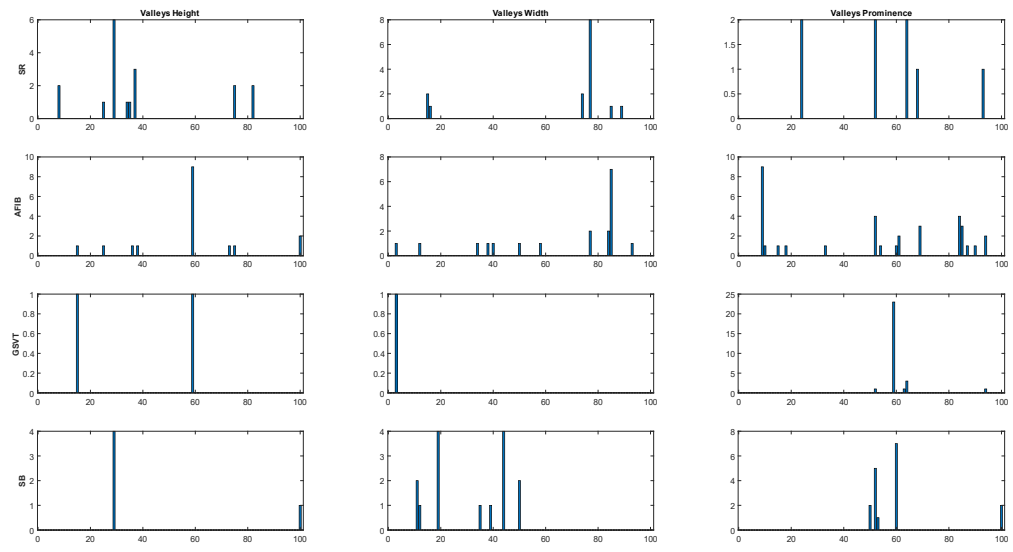
Lead V2



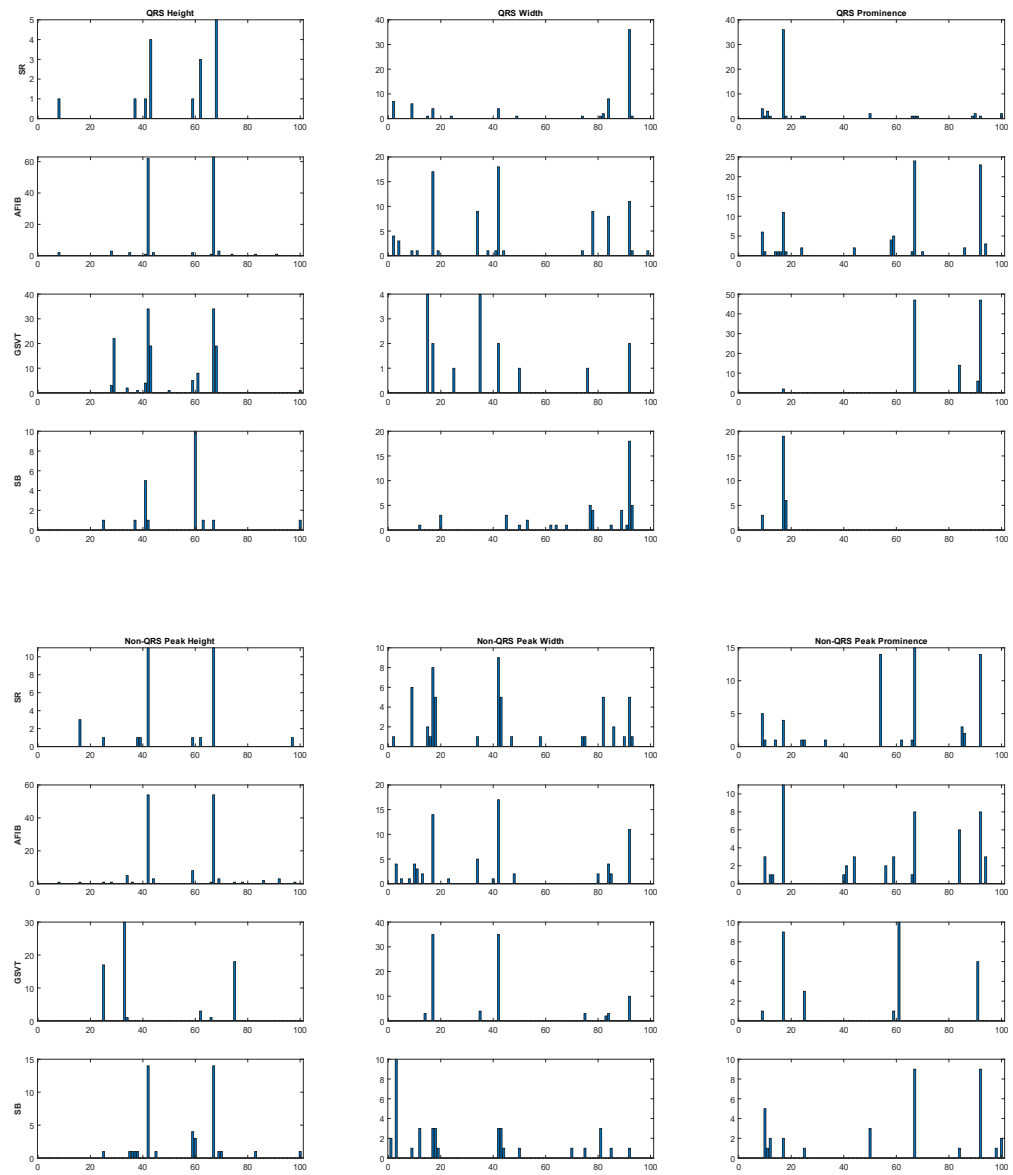


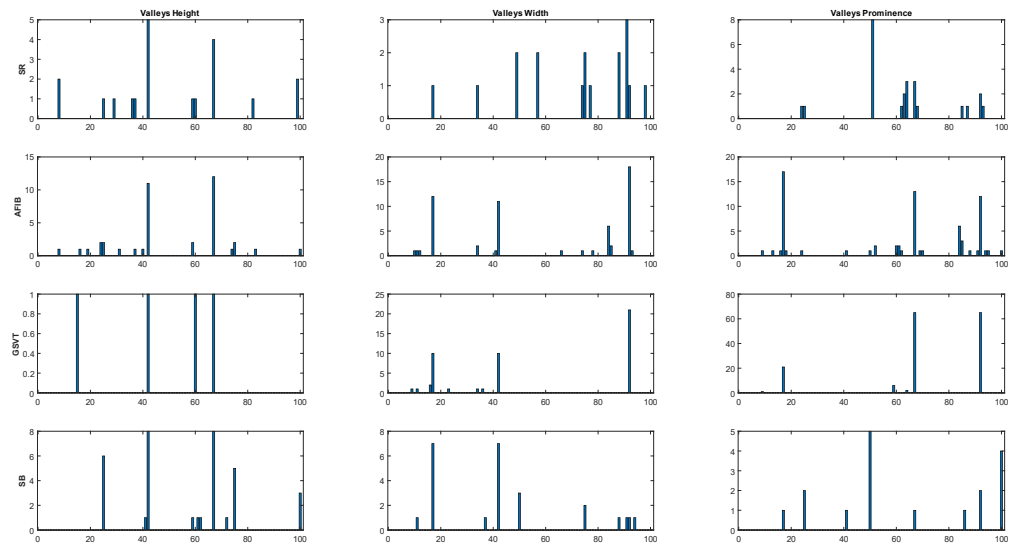
Lead V3



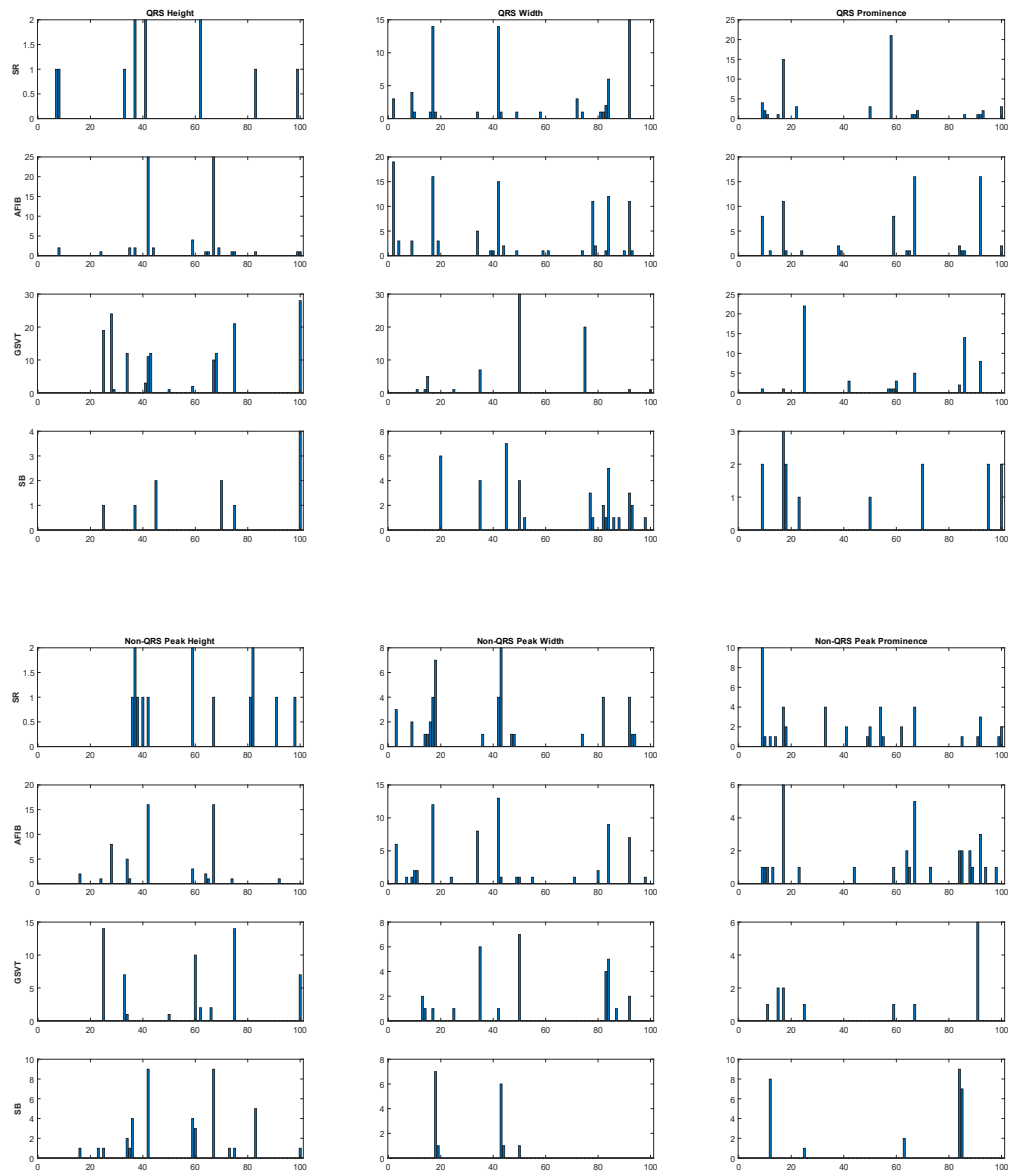


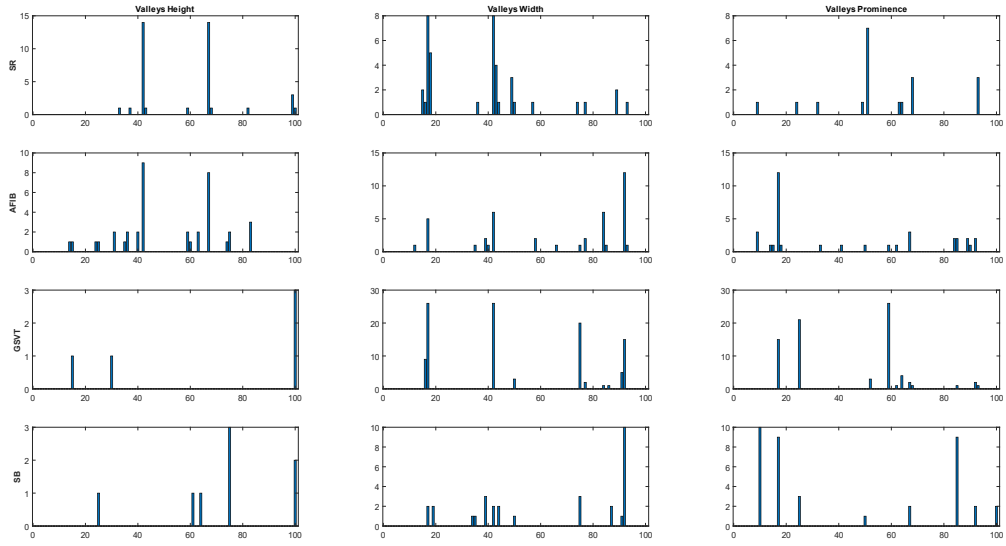
Lead V4



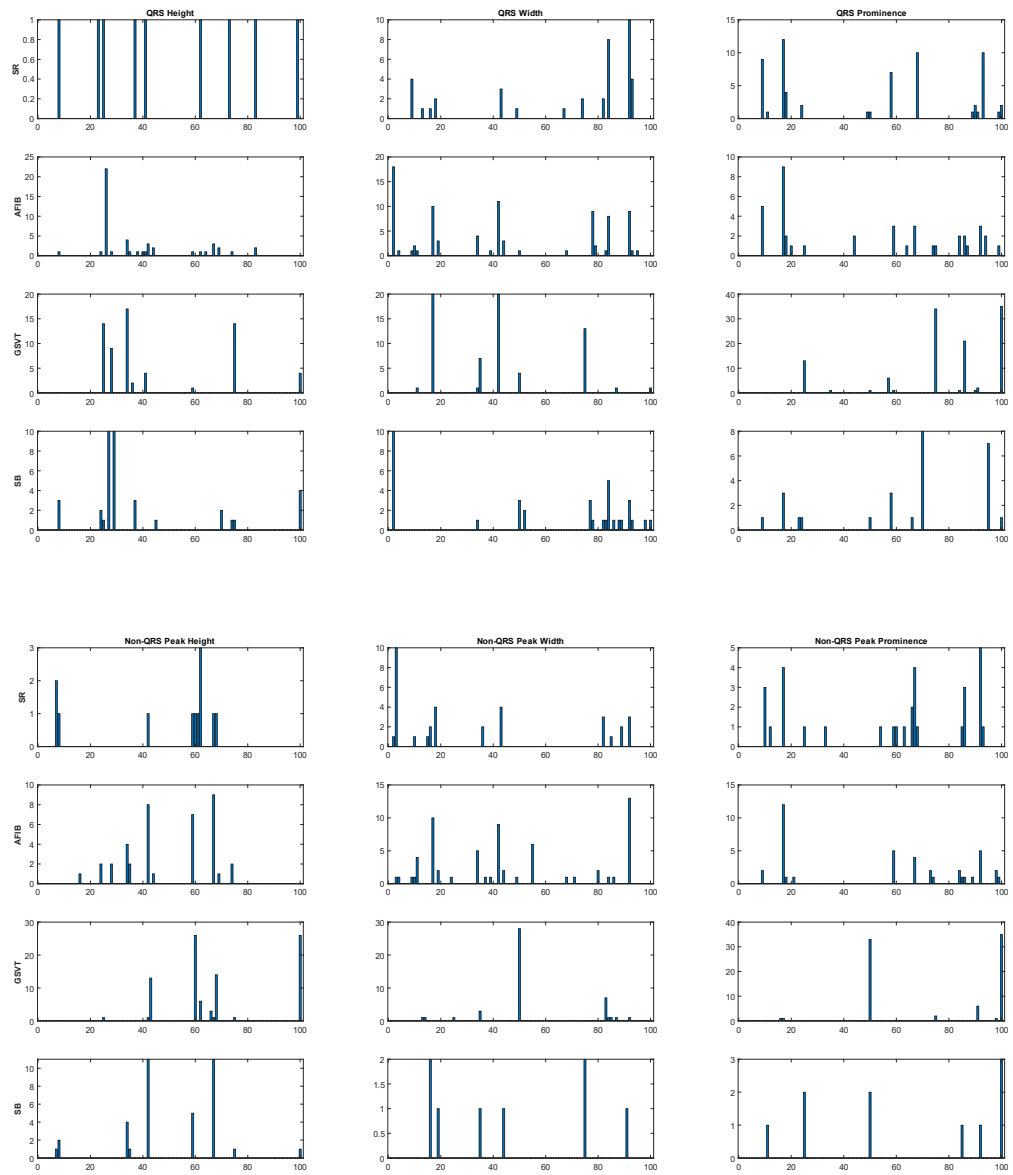


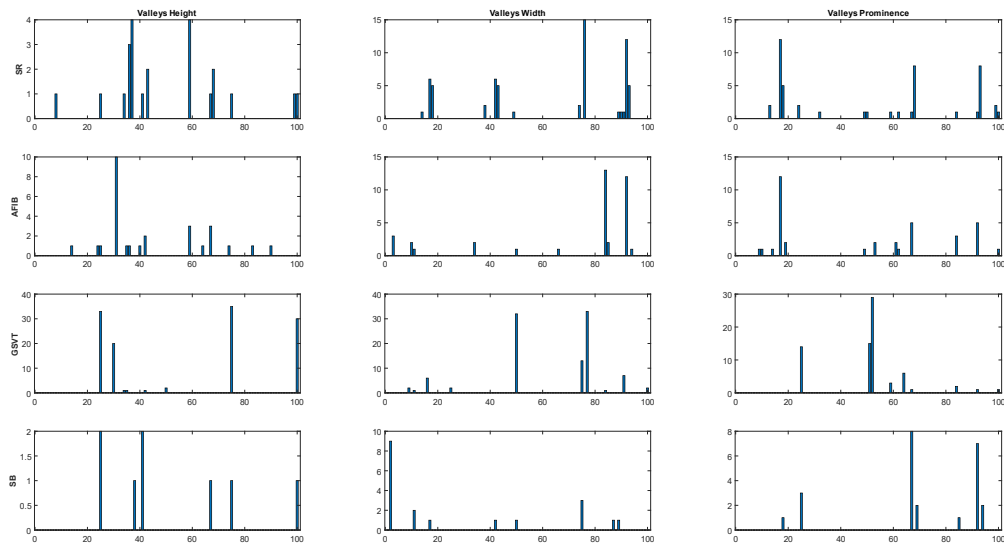
Lead V5





Lead V6





Section C.

Prsentation of 98 methods (models).

We compared a total of 98 methods (models) in the main paper list them below.

1) A total of 19 base classifiers below were studied:

Decision Tree (DT), K Nearest Neighbors (KNN), Nearest Centroid (NC), Gaussian Naive Bayesian (GNB), Multinomial Naive Bayesian (MNB), Complement Naive Bayesian (CNB), Bernoulli Naive Bayesian (BNB), Linear Classifier (LC), Quadratic Discriminant Analysis (QDA), Multinomial Logistic Regression (MLR), Multi-layer Perceptron Neural Net (MPN), Ridge Regression Classifier (RRC), Linear Classifiers with Stochastic Gradient Descent (LCSGD), Passive Aggressive Classifier (PAC), Linear SVC (SVC), Random Forest (RF), Extremely Randomized Trees (ERT), Gradient Boosting Tree (GBT) and Extreme Gradient Boosting Tree (EGBT)

2) Bagging classifier is a meta-estimator and uses above all 19 base classifiers as base classifiers.

3) This study, AdaBoost classifier is a meta-estimator and utilizes following base classifiers:

DT, GNB, MNB, CNB, BNB, MLR, RRC, LCSGD, and SVC.

4) Error-Correcting Output-Codes is another meta-estimator and use following base classifiers:

DT, KNN, GNB, MNB, CNB, BNB, MLR, LC, QDA, RRC, LCSGD, PAC, MPN, SVC, RF, ERT, and GBT.

5) One Vs Rest is a meta-estimator and use following base classifier:

DT, KNN, GNB, MNB, CNB, BNB, MLR, LC, QDA, RRC, LCSGD, PAC, MPN, SVC, RF, ERT, and GBT.

6) One Vs Rest is a meta-estimator and use following base classifier:

DT, KNN, GNB, MNB, CNB, BNB, MLR, LC, QDA, RRC, LCSGD, PAC, MPN, SVC, RF, ERT, and GBT.

Section D

Comparison result of 4, 312 classification schemes.

We trained 98 models as mentioned above by 22 datasets, and each dataset was derived by rescale and non-rescale transformation, respectively. Thus, a total of 4,312 classification schemes were compared, and the result was presented below.

Model Number: matches the sequence of the model presented in section C.

Dataset Number: 0 presents the dataset without other conditions, 1 presents the dataset with other conditions.

Featuregroup Number: matches with the feature group presented in Feature Groups Table introduced in the main manuscript.

Rescale: 0 presents the dataset with rescaling transformation (normalization), 1 presents the dataset without rescaling transformation.

The result of Model Number:Dataset Number:Featuregroup Number:Rescale of 0 : 0 : 0 : 0

	f1-score	precision	recall	support
AFIB	0.798803	0.796217	0.801431	875.0
GSVT	0.808066	0.810576	0.805650	691.0
SB	0.852640	0.850785	0.854507	1553.0
SR	0.836917	0.840865	0.833037	907.0
macro avg	0.824106	0.824611	0.823656	4026.0
micro avg	0.829749	0.829749	0.829749	4026.0
weighted avg	0.829747	0.829789	0.829749	4026.0

The result of Model Number:Dataset Number:Featuregroup Number:Rescale of 0 : 0 : 0 : 1

	f1-score	precision	recall	support
AFIB	0.651113	0.646856	0.655484	875.0
GSVT	0.670466	0.676170	0.664946	691.0
SB	0.713801	0.712247	0.715364	1553.0
SR	0.696406	0.699202	0.693642	907.0
macro avg	0.682947	0.683619	0.682359	4026.0
micro avg	0.688803	0.688803	0.688803	4026.0
weighted avg	0.688820	0.688904	0.688803	4026.0

The result of Model Number:Dataset Number:Featuregroup Number:Rescale of 0 : 0 : 1 : 0

	f1-score	precision	recall	support
AFIB	0.786199	0.789069	0.783403	875.0
GSVT	0.799788	0.789373	0.810549	691.0
SB	0.843057	0.833772	0.852557	1553.0
SR	0.798976	0.821048	0.778104	907.0
macro avg	0.807005	0.808315	0.806154	4026.0
micro avg	0.813544	0.813544	0.813544	4026.0
weighted avg	0.813343	0.813569	0.813544	4026.0

The result of Model Number:Dataset Number:Featuregroup Number:Rescale of 0 : 0 : 1 : 1

	f1-score	precision	recall	support
AFIB	0.724635	0.727933	0.721412	875.0
GSVT	0.728157	0.720899	0.735624	691.0
SB	0.767479	0.759115	0.776028	1553.0

SR 0.734010 0.751387 0.717422 907.0
macro avg 0.738570 0.739834 0.737622 4026.0
micro avg 0.744020 0.744020 0.744020 4026.0
weighted avg 0.743878 0.744038 0.744020 4026.0

The result of Model Number:Dataset Number:Featuregroup Number:Rescale of 0 : 0 : 2 : 0

f1-score precision recall support
AFIB 0.822272 0.824459 0.820146 875.0
GSVT 0.838084 0.832180 0.844122 691.0
SB 0.885954 0.876920 0.895192 1553.0
SR 0.845455 0.863871 0.827839 907.0
macro avg 0.847941 0.849357 0.846825 4026.0
micro avg 0.854943 0.854943 0.854943 4026.0
weighted avg 0.854773 0.854900 0.854943 4026.0

The result of Model Number:Dataset Number:Featuregroup Number:Rescale of 0 : 0 : 2 : 1

f1-score precision recall support
AFIB 0.765499 0.762514 0.768563 875.0
GSVT 0.779826 0.781470 0.778234 691.0
SB 0.827812 0.825748 0.829890 1553.0
SR 0.808715 0.814147 0.803373 907.0
macro avg 0.795463 0.795970 0.795015 4026.0
micro avg 0.801721 0.801721 0.801721 4026.0
weighted avg 0.801731 0.801792 0.801721 4026.0

The result of Model Number:Dataset Number:Featuregroup Number:Rescale of 0 : 0 : 3 : 0

f1-score precision recall support
AFIB 0.915545 0.945286 0.887792 204.0
GSVT 0.932901 0.924550 0.941589 300.0
SB 0.955084 0.948538 0.961723 892.0
SR 0.939508 0.943472 0.935632 681.0
macro avg 0.935759 0.940461 0.931684 2077.0
micro avg 0.942999 0.942999 0.942999 2077.0
weighted avg 0.942889 0.943092 0.942999 2077.0

The result of Model Number:Dataset Number:Featuregroup Number:Rescale of 0 : 0 : 3 : 1

f1-score precision recall support
AFIB 0.736293 0.745750 0.727110 875.0
GSVT 0.744438 0.738419 0.750677 691.0
SB 0.796336 0.793942 0.798747 1553.0
SR 0.776617 0.776291 0.776954 907.0
macro avg 0.763421 0.763600 0.763372 4026.0
micro avg 0.770018 0.770018 0.770018 4026.0
weighted avg 0.769937 0.769962 0.770018 4026.0

The result of Model Number:Dataset Number:Featuregroup Number:Rescale of 0 : 0 : 4 : 0

f1-score precision recall support
AFIB 0.796390 0.830882 0.764874 204.0

GSVT 0.744487 0.751434 0.738040 300.0
SB 0.771714 0.733773 0.813848 892.0
SR 0.687807 0.731213 0.649487 681.0
macro avg 0.750099 0.761825 0.741562 2077.0
micro avg 0.744198 0.744198 0.744198 2077.0
weighted avg 0.742694 0.745022 0.744198 2077.0

The result of Model Number:Dataset Number:Featuregroup Number:Rescale of 0 : 0 : 4 : 1

f1-score precision recall support

AFIB 0.766199 0.770107 0.762355 875.0
GSVT 0.776773 0.772732 0.780924 691.0
SB 0.814179 0.813452 0.814914 1553.0
SR 0.799187 0.799839 0.798570 907.0
macro avg 0.789085 0.789032 0.789191 4026.0
micro avg 0.793975 0.793975 0.793975 4026.0
weighted avg 0.793954 0.793976 0.793975 4026.0

The result of Model Number:Dataset Number:Featuregroup Number:Rescale of 0 : 0 : 5 : 0

f1-score precision recall support

AFIB 0.757935 0.764213 0.853711 204.0
GSVT 0.821930 0.786750 0.927329 300.0
SB 0.750453 0.747845 0.753081 892.0
SR 0.742991 0.743131 0.742855 681.0
macro avg 0.768327 0.760485 0.819244 2077.0
micro avg 0.784780 0.784780 0.784780 2077.0
weighted avg 0.759065 0.753526 0.784780 2077.0

The result of Model Number:Dataset Number:Featuregroup Number:Rescale of 0 : 0 : 5 : 1

f1-score precision recall support

AFIB 0.699173 0.737496 0.665102 204.0
GSVT 0.665761 0.689103 0.644031 300.0
SB 0.684801 0.658389 0.713432 892.0
SR 0.609492 0.626027 0.593842 681.0
macro avg 0.664807 0.677754 0.654102 2077.0
micro avg 0.659450 0.659450 0.659450 2077.0
weighted avg 0.658770 0.659984 0.659450 2077.0

The result of Model Number:Dataset Number:Featuregroup Number:Rescale of 0 : 0 : 6 : 0

f1-score precision recall support

AFIB 0.736412 0.737889 0.734974 875.0
GSVT 0.738236 0.734251 0.742285 691.0
SB 0.771705 0.767582 0.775877 1553.0
SR 0.753243 0.762175 0.744538 907.0
macro avg 0.749899 0.750474 0.749419 4026.0
micro avg 0.754162 0.754162 0.754162 4026.0
weighted avg 0.754131 0.754190 0.754162 4026.0

The result of Model Number:Dataset Number:Featuregroup Number:Rescale of 0 : 0 : 6 : 1

f1-score precision recall support
AFIB 0.811973 0.807427 0.816609 875.0
GSVT 0.818585 0.823414 0.813862 691.0
SB 0.862312 0.859613 0.865030 1553.0
SR 0.845241 0.850832 0.839741 907.0
macro avg 0.834528 0.835322 0.833811 4026.0
micro avg 0.840027 0.840027 0.840027 4026.0
weighted avg 0.840020 0.840080 0.840027 4026.0
The result of Model Number:Dataset Number:Featuregroup Number:Rescale of 0 : 0 : 7 : 0

f1-score precision recall support
AFIB 0.653119 0.656215 0.650056 875.0
GSVT 0.661221 0.658102 0.664385 691.0
SB 0.697434 0.695962 0.698916 1553.0
SR 0.684218 0.686133 0.682328 907.0
macro avg 0.673998 0.674103 0.673922 4026.0
micro avg 0.678633 0.678633 0.678633 4026.0
weighted avg 0.678610 0.678611 0.678633 4026.0
The result of Model Number:Dataset Number:Featuregroup Number:Rescale of 0 : 0 : 7 : 1

f1-score precision recall support
AFIB 0.781213 0.788418 0.774327 204.0
GSVT 0.809773 0.809802 0.809766 300.0
SB 0.826732 0.825264 0.828213 892.0
SR 0.817958 0.817739 0.818197 681.0
macro avg 0.808919 0.810306 0.807626 2077.0
micro avg 0.816972 0.816972 0.816972 2077.0
weighted avg 0.816935 0.816945 0.816972 2077.0
The result of Model Number:Dataset Number:Featuregroup Number:Rescale of 0 : 0 : 8 : 0

f1-score precision recall support
AFIB 0.753517 0.789593 0.720771 204.0
GSVT 0.793656 0.785160 0.802368 300.0
SB 0.810514 0.806037 0.815052 892.0
SR 0.801358 0.800663 0.802068 681.0
macro avg 0.789761 0.795363 0.785065 2077.0
micro avg 0.799703 0.799703 0.799703 2077.0
weighted avg 0.799479 0.799644 0.799703 2077.0
The result of Model Number:Dataset Number:Featuregroup Number:Rescale of 0 : 0 : 8 : 1

f1-score precision recall support
AFIB 0.665442 0.660112 0.670937 875.0
GSVT 0.683820 0.684987 0.682737 691.0
SB 0.724957 0.723014 0.726917 1553.0
SR 0.705149 0.713358 0.697143 907.0
macro avg 0.694842 0.695368 0.694433 4026.0
micro avg 0.700460 0.700460 0.700460 4026.0

weighted avg 0.700499 0.700641 0.700460 4026.0

The result of Model Number:Dataset Number:Featuregroup Number:Rescale of 0 : 0 : 9 : 0

f1-score precision recall support

AFIB	0.865130	0.869879	0.860489	875.0
GSVT	0.866340	0.855387	0.877713	691.0
SB	0.911107	0.907451	0.914800	1553.0
SR	0.891548	0.902371	0.881037	907.0
macro avg	0.883531	0.883772	0.883510	4026.0
micro avg	0.889025	0.889025	0.889025	4026.0
weighted avg	0.889025	0.889205	0.889025	4026.0

The result of Model Number:Dataset Number:Featuregroup Number:Rescale of 0 : 0 : 9 : 1

f1-score precision recall support

AFIB	0.720217	0.723787	0.716760	875.0
GSVT	0.727389	0.728436	0.726454	691.0
SB	0.765674	0.762122	0.769269	1553.0
SR	0.751580	0.753462	0.749748	907.0
macro avg	0.741215	0.741952	0.740558	4026.0
micro avg	0.746110	0.746110	0.746110	4026.0
weighted avg	0.746048	0.746058	0.746110	4026.0

The result of Model Number:Dataset Number:Featuregroup Number:Rescale of 0 : 0 : 10 : 0

f1-score precision recall support

AFIB	0.724372	0.725670	0.723102	875.0
GSVT	0.693635	0.697278	0.690048	691.0
SB	0.733697	0.693337	0.779054	1553.0
SR	0.609339	0.685856	0.548235	907.0
macro avg	0.690261	0.700535	0.685110	4026.0
micro avg	0.699617	0.699617	0.699617	4026.0
weighted avg	0.696778	0.699355	0.699617	4026.0

The result of Model Number:Dataset Number:Featuregroup Number:Rescale of 0 : 0 : 10 : 1

f1-score precision recall support

AFIB	0.717829	0.717957	0.717732	875.0
GSVT	0.725423	0.727874	0.723035	691.0
SB	0.762020	0.759392	0.764669	1553.0
SR	0.747550	0.750071	0.745073	907.0
macro avg	0.738205	0.738824	0.737627	4026.0
micro avg	0.742907	0.742907	0.742907	4026.0
weighted avg	0.742874	0.742877	0.742907	4026.0

The result of Model Number:Dataset Number:Featuregroup Number:Rescale of 0 : 1 : 0 : 0

f1-score precision recall support

AFIB	0.904420	0.911289	0.897731	204.0
GSVT	0.922936	0.913922	0.932150	300.0

SB 0.944465 0.942050 0.946900 892.0
SR 0.934446 0.939725 0.929238 681.0
macro avg 0.926567 0.926747 0.926505 2077.0
micro avg 0.934149 0.934149 0.934149 2077.0
weighted avg 0.934137 0.934204 0.934149 2077.0

The result of Model Number:Dataset Number:Featuregroup Number:Rescale of 0 : 1 : 0 : 1

f1-score precision recall support

AFIB 0.886567 0.896419 0.877385 204.0
GSVT 0.914030 0.908826 0.919558 300.0
SB 0.932213 0.930964 0.933467 892.0
SR 0.924283 0.925521 0.923060 681.0
macro avg 0.914273 0.915432 0.913367 2077.0
micro avg 0.922537 0.922537 0.922537 2077.0
weighted avg 0.922503 0.922589 0.922537 2077.0

The result of Model Number:Dataset Number:Featuregroup Number:Rescale of 0 : 1 : 1 : 0

f1-score precision recall support

AFIB 0.860379 0.868702 0.852370 204.0
GSVT 0.890824 0.889068 0.892602 300.0
SB 0.909444 0.907833 0.911072 892.0
SR 0.901060 0.901496 0.900662 681.0
macro avg 0.890427 0.891775 0.889177 2077.0
micro avg 0.899226 0.899226 0.899226 2077.0
weighted avg 0.899186 0.899201 0.899226 2077.0

The result of Model Number:Dataset Number:Featuregroup Number:Rescale of 0 : 1 : 1 : 1

f1-score precision recall support

AFIB 0.796687 0.799667 0.794068 875.0
GSVT 0.814620 0.822479 0.807073 691.0
SB 0.866196 0.857110 0.875542 1553.0
SR 0.836200 0.843560 0.829256 907.0
macro avg 0.828426 0.830704 0.826485 4026.0
micro avg 0.835655 0.835655 0.835655 4026.0
weighted avg 0.835479 0.835629 0.835655 4026.0

The result of Model Number:Dataset Number:Featuregroup Number:Rescale of 0 : 1 : 2 : 0

f1-score precision recall support

AFIB 0.808786 0.863607 0.761047 204.0
GSVT 0.762068 0.784678 0.741010 300.0
SB 0.796551 0.758313 0.839304 892.0
SR 0.706792 0.738881 0.678145 681.0
macro avg 0.768549 0.786370 0.754877 2077.0
micro avg 0.764580 0.764580 0.764580 2077.0
weighted avg 0.763342 0.766092 0.764580 2077.0

The result of Model Number:Dataset Number:Featuregroup Number:Rescale of 0 : 1 : 2 : 1

f1-score precision recall support

AFIB 0.823767 0.813250 0.834608 875.0
GSVT 0.838226 0.843033 0.833496 691.0
SB 0.897269 0.893501 0.901078 1553.0
SR 0.870849 0.884945 0.857211 907.0
macro avg 0.857528 0.858682 0.856598 4026.0
micro avg 0.865150 0.865150 0.865150 4026.0
weighted avg 0.865208 0.865470 0.865150 4026.0

The result of Model Number:Dataset Number:Featuregroup Number:Rescale of 0 : 1 : 3 : 0

f1-score precision recall support

AFIB 0.677350 0.696022 0.659789 204.0
GSVT 0.695376 0.682504 0.708810 300.0
SB 0.706654 0.700048 0.713388 892.0
SR 0.688892 0.698251 0.679792 681.0
macro avg 0.692068 0.694206 0.690445 2077.0
micro avg 0.696447 0.696447 0.696447 2077.0
weighted avg 0.696323 0.696529 0.696447 2077.0

The result of Model Number:Dataset Number:Featuregroup Number:Rescale of 0 : 1 : 3 : 1

f1-score precision recall support

AFIB 0.876728 0.893618 0.860878 204.0
GSVT 0.893191 0.878678 0.908354 300.0
SB 0.908103 0.897273 0.919200 892.0
SR 0.891210 0.907919 0.875120 681.0
macro avg 0.892308 0.894372 0.890888 2077.0
micro avg 0.897452 0.897452 0.897452 2077.0
weighted avg 0.897329 0.897719 0.897452 2077.0

The result of Model Number:Dataset Number:Featuregroup Number:Rescale of 0 : 1 : 4 : 0

f1-score precision recall support

AFIB 0.694944 0.721949 0.669937 875.0
GSVT 0.747087 0.741570 0.752786 691.0
SB 0.820991 0.816762 0.825271 1553.0
SR 0.772628 0.757894 0.788028 907.0
macro avg 0.758913 0.759544 0.759006 4026.0
micro avg 0.770680 0.770680 0.770680 4026.0
weighted avg 0.770016 0.769988 0.770680 4026.0

The result of Model Number:Dataset Number:Featuregroup Number:Rescale of 0 : 1 : 4 : 1

f1-score precision recall support

AFIB 0.874717 0.864208 0.885517 875.0
GSVT 0.891541 0.898759 0.884443 691.0
SB 0.950313 0.946676 0.953983 1553.0
SR 0.928032 0.939898 0.916473 907.0
macro avg 0.911151 0.912385 0.910104 4026.0
micro avg 0.918717 0.918717 0.918717 4026.0
weighted avg 0.918776 0.919001 0.918717 4026.0

The result of Model Number:Dataset Number:Featuregroup Number:Rescale of 0 : 1 : 5 : 0

	f1-score	precision	recall	support
AFIB	0.762166	0.763639	0.760757	875.0
GSVT	0.738411	0.735167	0.741727	691.0
SB	0.771551	0.724656	0.824957	1553.0
SR	0.620991	0.719547	0.546328	907.0
macro avg	0.723280	0.735753	0.718442	4026.0
micro avg	0.733948	0.733948	0.733948	4026.0
weighted avg	0.729904	0.733782	0.733948	4026.0

The result of Model Number:Dataset Number:Featuregroup Number:Rescale of 0 : 1 : 5 : 1

	f1-score	precision	recall	support
AFIB	0.633601	0.629611	0.713708	204.0
GSVT	0.772370	0.768397	0.776514	300.0
SB	0.794362	0.790582	0.798187	892.0
SR	0.623087	0.625140	0.621424	681.0
macro avg	0.705855	0.703433	0.727458	2077.0
micro avg	0.728802	0.728802	0.728802	2077.0
weighted avg	0.719239	0.717323	0.728802	2077.0

The result of Model Number:Dataset Number:Featuregroup Number:Rescale of 0 : 1 : 6 : 0

	f1-score	precision	recall	support
AFIB	0.745517	0.766068	0.726188	204.0
GSVT	0.765357	0.751189	0.780143	300.0
SB	0.777770	0.770499	0.785181	892.0
SR	0.758220	0.768521	0.748205	681.0
macro avg	0.761716	0.764069	0.759929	2077.0
micro avg	0.766535	0.766535	0.766535	2077.0
weighted avg	0.766399	0.766626	0.766535	2077.0

The result of Model Number:Dataset Number:Featuregroup Number:Rescale of 0 : 1 : 6 : 1

	f1-score	precision	recall	support
AFIB	0.615463	0.609429	0.658053	204.0
GSVT	0.551857	0.545721	0.558270	300.0
SB	0.709171	0.704007	0.714416	892.0
SR	0.697277	0.702107	0.692571	681.0
macro avg	0.643442	0.640316	0.655827	2077.0
micro avg	0.679164	0.679164	0.679164	2077.0
weighted avg	0.673345	0.671232	0.679164	2077.0

The result of Model Number:Dataset Number:Featuregroup Number:Rescale of 0 : 1 : 7 : 0

	f1-score	precision	recall	support
AFIB	0.876948	0.864507	0.889774	875.0
GSVT	0.894990	0.903713	0.886440	691.0
SB	0.952444	0.949340	0.955570	1553.0
SR	0.930201	0.942090	0.918619	907.0
macro avg	0.913646	0.914912	0.912601	4026.0

micro avg 0.921080 0.921080 0.921080 4026.0
weighted avg 0.921164 0.921438 0.921080 4026.0
The result of Model Number:Dataset Number:Featuregroup Number:Rescale of 0 : 1 : 7 : 1

	f1-score	precision	recall	support
AFIB	0.768573	0.802732	0.737309	204.0
GSVT	0.800601	0.794316	0.807004	300.0
SB	0.812830	0.806560	0.819206	892.0
SR	0.803838	0.805165	0.802543	681.0
macro avg	0.796460	0.802193	0.791516	2077.0
micro avg	0.803937	0.803937	0.803937	2077.0
weighted avg	0.803769	0.803958	0.803937	2077.0

The result of Model Number:Dataset Number:Featuregroup Number:Rescale of 0 : 1 : 8 : 0

	f1-score	precision	recall	support
AFIB	0.717115	0.714199	0.720074	875.0
GSVT	0.727597	0.731996	0.723280	691.0
SB	0.767388	0.766454	0.768327	1553.0
SR	0.751379	0.752570	0.750215	907.0
macro avg	0.740870	0.741305	0.740474	4026.0
micro avg	0.746028	0.746028	0.746028	4026.0
weighted avg	0.746026	0.746055	0.746028	4026.0

The result of Model Number:Dataset Number:Featuregroup Number:Rescale of 0 : 1 : 8 : 1

	f1-score	precision	recall	support
AFIB	0.754461	0.831088	0.691496	204.0
GSVT	0.696741	0.744921	0.654740	300.0
SB	0.758544	0.708763	0.815857	892.0
SR	0.656532	0.691043	0.625484	681.0
macro avg	0.716570	0.743954	0.696894	2077.0
micro avg	0.717952	0.717952	0.717952	2077.0
weighted avg	0.715769	0.720190	0.717952	2077.0

The result of Model Number:Dataset Number:Featuregroup Number:Rescale of 0 : 1 : 9 : 0

	f1-score	precision	recall	support
AFIB	0.747587	0.761307	0.734712	204.0
GSVT	0.775966	0.769727	0.782449	300.0
SB	0.790361	0.788950	0.791778	892.0
SR	0.782535	0.783231	0.781844	681.0
macro avg	0.774112	0.775804	0.772696	2077.0
micro avg	0.781569	0.781569	0.781569	2077.0
weighted avg	0.781514	0.781583	0.781569	2077.0

The result of Model Number:Dataset Number:Featuregroup Number:Rescale of 0 : 1 : 9 : 1

	f1-score	precision	recall	support
AFIB	0.641515	0.633325	0.649958	875.0
GSVT	0.652776	0.656519	0.649092	691.0
SB	0.698756	0.695821	0.701722	1553.0

SR 0.678181 0.689158 0.667561 907.0
macro avg 0.667807 0.668706 0.667083 4026.0
micro avg 0.673743 0.673743 0.673743 4026.0
weighted avg 0.673788 0.673992 0.673743 4026.0
The result of Model Number:Dataset Number:Featuregroup Number:Rescale of 0 : 1 : 10 :
0

f1-score precision recall support
AFIB 0.730661 0.738131 0.723401 875.0
GSVT 0.730441 0.719156 0.742171 691.0
SB 0.770518 0.765917 0.775181 1553.0
SR 0.750123 0.760163 0.740367 907.0
macro avg 0.745436 0.745842 0.745280 4026.0
micro avg 0.750419 0.750419 0.750419 4026.0
weighted avg 0.750382 0.750556 0.750419 4026.0
The result of Model Number:Dataset Number:Featuregroup Number:Rescale of 0 : 1 : 10 :
1

f1-score precision recall support
AFIB 0.806582 0.816013 0.797522 204.0
GSVT 0.828771 0.824960 0.832640 300.0
SB 0.840505 0.837891 0.843141 892.0
SR 0.833266 0.835628 0.830954 681.0
macro avg 0.827281 0.828623 0.826064 2077.0
micro avg 0.833148 0.833148 0.833148 2077.0
weighted avg 0.833105 0.833133 0.833148 2077.0
The result of Model Number:Dataset Number:Featuregroup Number:Rescale of 1 : 0 : 0 : 0

f1-score precision recall support
AFIB 0.766628 0.766582 0.766723 875.0
GSVT 0.768288 0.764134 0.772500 691.0
SB 0.804992 0.799635 0.810431 1553.0
SR 0.783616 0.796473 0.771197 907.0
macro avg 0.780881 0.781706 0.780212 4026.0
micro avg 0.785582 0.785582 0.785582 4026.0
weighted avg 0.785539 0.785646 0.785582 4026.0
The result of Model Number:Dataset Number:Featuregroup Number:Rescale of 1 : 0 : 0 : 1

f1-score precision recall support
AFIB 0.740311 0.731417 0.749451 875.0
GSVT 0.754550 0.760659 0.748543 691.0
SB 0.804292 0.801213 0.807397 1553.0
SR 0.785434 0.795477 0.775651 907.0
macro avg 0.771147 0.772191 0.770261 4026.0
micro avg 0.777550 0.777550 0.777550 4026.0
weighted avg 0.777600 0.777791 0.777550 4026.0
The result of Model Number:Dataset Number:Featuregroup Number:Rescale of 1 : 0 : 1 : 0

	f1-score	precision	recall	support
AFIB	0.491597	0.535519	0.519137	204.0
GSVT	0.667725	0.656810	0.679240	300.0
SB	0.568441	0.564111	0.572880	892.0
SR	0.695110	0.687245	0.703178	681.0
macro avg	0.605718	0.610921	0.618609	2077.0
micro avg	0.625685	0.625685	0.625685	2077.0
weighted avg	0.616766	0.615065	0.625685	2077.0

The result of Model Number:Dataset Number:Featuregroup Number:Rescale of 1 : 0 : 1 : 1

	f1-score	precision	recall	support
AFIB	0.740280	0.760687	0.721087	204.0
GSVT	0.759981	0.745913	0.774663	300.0
SB	0.772306	0.765086	0.779666	892.0
SR	0.752894	0.763123	0.742949	681.0
macro avg	0.756365	0.758702	0.754591	2077.0
micro avg	0.761151	0.761151	0.761151	2077.0
weighted avg	0.761016	0.761241	0.761151	2077.0

The result of Model Number:Dataset Number:Featuregroup Number:Rescale of 1 : 0 : 2 : 0

	f1-score	precision	recall	support
AFIB	0.709568	0.693444	0.726510	875.0
GSVT	0.733886	0.745787	0.722419	691.0
SB	0.782976	0.782981	0.782976	1553.0
SR	0.762937	0.771628	0.754440	907.0
macro avg	0.747342	0.748460	0.746586	4026.0
micro avg	0.753882	0.753882	0.753882	4026.0
weighted avg	0.754082	0.754580	0.753882	4026.0

The result of Model Number:Dataset Number:Featuregroup Number:Rescale of 1 : 0 : 2 : 1

	f1-score	precision	recall	support
AFIB	0.855194	0.913585	0.804183	204.0
GSVT	0.904025	0.885603	0.923308	300.0
SB	0.926448	0.918325	0.934749	892.0
SR	0.903595	0.906604	0.900686	681.0
macro avg	0.897315	0.906029	0.890732	2077.0
micro avg	0.909104	0.909104	0.909104	2077.0
weighted avg	0.908718	0.909290	0.909104	2077.0

The result of Model Number:Dataset Number:Featuregroup Number:Rescale of 1 : 0 : 3 : 0

	f1-score	precision	recall	support
AFIB	0.851745	0.854489	0.849098	875.0
GSVT	0.863720	0.850007	0.877960	691.0
SB	0.910069	0.902470	0.917803	1553.0
SR	0.864323	0.886274	0.843464	907.0
macro avg	0.872464	0.873310	0.872081	4026.0
micro avg	0.879285	0.879285	0.879285	4026.0

weighted avg 0.879132 0.879389 0.879285 4026.0

The result of Model Number:Dataset Number:Featuregroup Number:Rescale of 1 : 0 : 3 : 1

f1-score precision recall support

AFIB	0.652554	0.651825	0.653304	875.0
GSVT	0.664490	0.656179	0.673034	691.0
SB	0.698043	0.692431	0.703752	1553.0
SR	0.666900	0.684398	0.650285	907.0
macro avg	0.670497	0.671208	0.670094	4026.0
micro avg	0.675470	0.675470	0.675470	4026.0
weighted avg	0.675382	0.675574	0.675470	4026.0

The result of Model Number:Dataset Number:Featuregroup Number:Rescale of 1 : 0 : 4 : 0

f1-score precision recall support

AFIB	0.762221	0.768263	0.756293	875.0
GSVT	0.771885	0.768482	0.775344	691.0
SB	0.820808	0.817564	0.824085	1553.0
SR	0.800638	0.802901	0.798428	907.0
macro avg	0.788888	0.789302	0.788537	4026.0
micro avg	0.795205	0.795205	0.795205	4026.0
weighted avg	0.795134	0.795121	0.795205	4026.0

The result of Model Number:Dataset Number:Featuregroup Number:Rescale of 1 : 0 : 4 : 1

f1-score precision recall support

AFIB	0.757406	0.748431	0.766663	875.0
GSVT	0.768187	0.775613	0.760976	691.0
SB	0.815302	0.812183	0.818452	1553.0
SR	0.796294	0.805481	0.787337	907.0
macro avg	0.784297	0.785427	0.783357	4026.0
micro avg	0.790322	0.790322	0.790322	4026.0
weighted avg	0.790350	0.790541	0.790322	4026.0

The result of Model Number:Dataset Number:Featuregroup Number:Rescale of 1 : 0 : 5 : 0

f1-score precision recall support

AFIB	0.890368	0.877736	0.903390	875.0
GSVT	0.908686	0.917542	0.900005	691.0
SB	0.967019	0.963867	0.970193	1553.0
SR	0.944436	0.956507	0.932676	907.0
macro avg	0.927627	0.928913	0.926566	4026.0
micro avg	0.935175	0.935175	0.935175	4026.0
weighted avg	0.935260	0.935539	0.935175	4026.0

The result of Model Number:Dataset Number:Featuregroup Number:Rescale of 1 : 0 : 5 : 1

f1-score precision recall support

AFIB	0.717773	0.734677	0.701691	875.0
GSVT	0.756639	0.758550	0.754788	691.0
SB	0.822859	0.819448	0.826302	1553.0
SR	0.782955	0.770625	0.795724	907.0

macro avg 0.770057 0.770825 0.769626 4026.0
micro avg 0.780056 0.780056 0.780056 4026.0
weighted avg 0.779665 0.779573 0.780056 4026.0

The result of Model Number:Dataset Number:Featuregroup Number:Rescale of 1 : 0 : 6 : 0

f1-score precision recall support

AFIB 0.740109 0.739873 0.740385 875.0
GSVT 0.751139 0.741484 0.761137 691.0
SB 0.794510 0.792782 0.796249 1553.0
SR 0.772527 0.783852 0.761538 907.0
macro avg 0.764571 0.764497 0.764827 4026.0
micro avg 0.770261 0.770261 0.770261 4026.0
weighted avg 0.770290 0.770466 0.770261 4026.0

The result of Model Number:Dataset Number:Featuregroup Number:Rescale of 1 : 0 : 6 : 1

f1-score precision recall support

AFIB 0.689385 0.687393 0.691453 875.0
GSVT 0.702163 0.701591 0.702783 691.0
SB 0.745799 0.742710 0.748919 1553.0
SR 0.723409 0.731356 0.715671 907.0
macro avg 0.715189 0.715762 0.714707 4026.0
micro avg 0.721021 0.721021 0.721021 4026.0
weighted avg 0.721004 0.721072 0.721021 4026.0

The result of Model Number:Dataset Number:Featuregroup Number:Rescale of 1 : 0 : 7 : 0

f1-score precision recall support

AFIB 0.557952 0.518853 0.655209 875.0
GSVT 0.478516 0.446761 0.541249 691.0
SB 0.571796 0.566971 0.576716 1553.0
SR 0.551128 0.564487 0.538579 907.0
macro avg 0.539848 0.524268 0.577938 4026.0
micro avg 0.579096 0.579096 0.579096 4026.0
weighted avg 0.548121 0.535322 0.579096 4026.0

The result of Model Number:Dataset Number:Featuregroup Number:Rescale of 1 : 0 : 7 : 1

f1-score precision recall support

AFIB 0.734596 0.755269 0.715175 204.0
GSVT 0.753588 0.748298 0.759095 300.0
SB 0.774311 0.771213 0.777436 892.0
SR 0.764019 0.764497 0.763565 681.0
macro avg 0.756628 0.759819 0.753818 2077.0
micro avg 0.764123 0.764123 0.764123 2077.0
weighted avg 0.764043 0.764135 0.764123 2077.0

The result of Model Number:Dataset Number:Featuregroup Number:Rescale of 1 : 0 : 8 : 0

f1-score precision recall support

AFIB 0.705692 0.727427 0.685360 204.0
GSVT 0.723696 0.714836 0.732856 300.0

SB 0.743352 0.738935 0.747847 892.0
SR 0.730822 0.734427 0.727282 681.0
macro avg 0.725891 0.728907 0.723336 2077.0
micro avg 0.732801 0.732801 0.732801 2077.0
weighted avg 0.732706 0.732846 0.732801 2077.0

The result of Model Number:Dataset Number:Featuregroup Number:Rescale of 1 : 0 : 8 : 1

f1-score precision recall support

AFIB 0.608351 0.599191 0.622861 875.0
GSVT 0.580865 0.579175 0.585820 691.0
SB 0.620289 0.578011 0.674399 1553.0
SR 0.459487 0.614198 0.380740 907.0
macro avg 0.567248 0.592643 0.565955 4026.0
micro avg 0.581838 0.581838 0.581838 4026.0
weighted avg 0.574702 0.590966 0.581838 4026.0

The result of Model Number:Dataset Number:Featuregroup Number:Rescale of 1 : 0 : 9 : 0

f1-score precision recall support

AFIB 0.788350 0.798880 0.778316 204.0
GSVT 0.802277 0.797389 0.807347 300.0
SB 0.821616 0.820887 0.822351 892.0
SR 0.815545 0.815668 0.815426 681.0
macro avg 0.806947 0.808206 0.805860 2077.0
micro avg 0.813588 0.813588 0.813588 2077.0
weighted avg 0.813564 0.813621 0.813588 2077.0

The result of Model Number:Dataset Number:Featuregroup Number:Rescale of 1 : 0 : 9 : 1

f1-score precision recall support

AFIB 0.685935 0.707531 0.665786 204.0
GSVT 0.651675 0.665594 0.638434 300.0
SB 0.672868 0.649323 0.698210 892.0
SR 0.614499 0.635267 0.595090 681.0
macro avg 0.656244 0.664429 0.649380 2077.0
micro avg 0.652581 0.652581 0.652581 2077.0
weighted avg 0.651953 0.652782 0.652581 2077.0

The result of Model Number:Dataset Number:Featuregroup Number:Rescale of 1 : 0 : 10 : 0

f1-score precision recall support

AFIB 0.725040 0.762497 0.691305 204.0
GSVT 0.760266 0.752834 0.767862 300.0
SB 0.773671 0.767447 0.780001 892.0
SR 0.764115 0.765045 0.763218 681.0
macro avg 0.755773 0.761956 0.750597 2077.0
micro avg 0.764033 0.764033 0.764033 2077.0
weighted avg 0.763825 0.764063 0.764033 2077.0

The result of Model Number:Dataset Number:Featuregroup Number:Rescale of 1 : 0 : 10 : 1

	f1-score	precision	recall	support
AFIB	0.702520	0.691749	0.713750	875.0
GSVT	0.726744	0.733868	0.719901	691.0
SB	0.773450	0.771643	0.775290	1553.0
SR	0.754129	0.763691	0.744820	907.0
macro avg	0.739211	0.740238	0.738440	4026.0
micro avg	0.745544	0.745544	0.745544	4026.0
weighted avg	0.745665	0.746004	0.745544	4026.0

The result of Model Number:Dataset Number:Featuregroup Number:Rescale of 1 : 1 : 0 : 0

	f1-score	precision	recall	support
AFIB	0.656168	0.650016	0.662520	875.0
GSVT	0.622110	0.607157	0.667842	691.0
SB	0.719354	0.716712	0.722035	1553.0
SR	0.559500	0.563424	0.555639	907.0
macro avg	0.639283	0.634327	0.652009	4026.0
micro avg	0.662312	0.662312	0.662312	4026.0
weighted avg	0.652918	0.648880	0.662312	4026.0

The result of Model Number:Dataset Number:Featuregroup Number:Rescale of 1 : 1 : 0 : 1

	f1-score	precision	recall	support
AFIB	0.863396	0.925802	0.809466	204.0
GSVT	0.817815	0.822239	0.813773	300.0
SB	0.854224	0.803002	0.912446	892.0
SR	0.750073	0.809497	0.698872	681.0
macro avg	0.821377	0.840135	0.808639	2077.0
micro avg	0.818053	0.818053	0.818053	2077.0
weighted avg	0.815717	0.819971	0.818053	2077.0

The result of Model Number:Dataset Number:Featuregroup Number:Rescale of 1 : 1 : 1 : 0

	f1-score	precision	recall	support
AFIB	0.680768	0.687728	0.674004	875.0
GSVT	0.680563	0.670049	0.691492	691.0
SB	0.717903	0.713616	0.722248	1553.0
SR	0.698901	0.708256	0.689812	907.0
macro avg	0.694534	0.694912	0.694389	4026.0
micro avg	0.699176	0.699176	0.699176	4026.0
weighted avg	0.699143	0.699305	0.699176	4026.0

The result of Model Number:Dataset Number:Featuregroup Number:Rescale of 1 : 1 : 1 : 1

	f1-score	precision	recall	support
AFIB	0.710041	0.699428	0.721007	875.0
GSVT	0.723654	0.729843	0.717581	691.0
SB	0.773208	0.770546	0.775894	1553.0
SR	0.750577	0.761771	0.739732	907.0

macro avg 0.739370 0.740397 0.738553 4026.0
micro avg 0.745810 0.745810 0.745810 4026.0
weighted avg 0.745876 0.746126 0.745810 4026.0

The result of Model Number:Dataset Number:Featuregroup Number:Rescale of 1 : 1 : 2 : 0

f1-score precision recall support

AFIB 0.798865 0.824816 0.774649 204.0
GSVT 0.814010 0.806723 0.821591 300.0
SB 0.833366 0.827654 0.839158 892.0
SR 0.819775 0.823233 0.816393 681.0
macro avg 0.816504 0.820607 0.812948 2077.0
micro avg 0.822821 0.822821 0.822821 2077.0
weighted avg 0.822725 0.822903 0.822821 2077.0

The result of Model Number:Dataset Number:Featuregroup Number:Rescale of 1 : 1 : 2 : 1

f1-score precision recall support

AFIB 0.820245 0.803905 0.837305 875.0
GSVT 0.667607 0.620839 0.836826 691.0
SB 0.541689 0.542622 0.540759 1553.0
SR 0.878147 0.885880 0.870585 907.0
macro avg 0.726922 0.713311 0.771369 4026.0
micro avg 0.730330 0.730330 0.730330 4026.0
weighted avg 0.699641 0.690164 0.730330 4026.0

The result of Model Number:Dataset Number:Featuregroup Number:Rescale of 1 : 1 : 3 : 0

f1-score precision recall support

AFIB 0.683574 0.708917 0.660077 204.0
GSVT 0.704053 0.695250 0.713171 300.0
SB 0.721906 0.715319 0.728622 892.0
SR 0.702927 0.708382 0.697562 681.0
macro avg 0.703115 0.706967 0.699858 2077.0
micro avg 0.709474 0.709474 0.709474 2077.0
weighted avg 0.709340 0.709517 0.709474 2077.0

The result of Model Number:Dataset Number:Featuregroup Number:Rescale of 1 : 1 : 3 : 1

f1-score precision recall support

AFIB 0.899933 0.908137 0.891994 204.0
GSVT 0.923419 0.920395 0.926491 300.0
SB 0.940299 0.939672 0.940930 892.0
SR 0.932030 0.931762 0.932311 681.0
macro avg 0.923920 0.924992 0.922932 2077.0
micro avg 0.931212 0.931212 0.931212 2077.0
weighted avg 0.931185 0.931197 0.931212 2077.0

The result of Model Number:Dataset Number:Featuregroup Number:Rescale of 1 : 1 : 4 : 0

f1-score precision recall support

AFIB 0.826507 0.835317 0.818016 204.0
GSVT 0.841707 0.837089 0.846469 300.0

SB 0.861136 0.859701 0.862582 892.0
SR 0.853958 0.855349 0.852582 681.0
macro avg 0.845827 0.846864 0.844912 2077.0
micro avg 0.852598 0.852598 0.852598 2077.0
weighted avg 0.852575 0.852613 0.852598 2077.0

The result of Model Number:Dataset Number:Featuregroup Number:Rescale of 1 : 1 : 4 : 1

f1-score precision recall support

AFIB 0.772367 0.790013 0.755689 204.0
GSVT 0.807455 0.802429 0.812565 300.0
SB 0.824894 0.822335 0.827480 892.0
SR 0.815447 0.815824 0.815092 681.0
macro avg 0.805041 0.807650 0.802706 2077.0
micro avg 0.814212 0.814212 0.814212 2077.0
weighted avg 0.814118 0.814150 0.814212 2077.0

The result of Model Number:Dataset Number:Featuregroup Number:Rescale of 1 : 1 : 5 : 0

f1-score precision recall support

AFIB 0.663139 0.644034 0.727592 875.0
GSVT 0.730869 0.728534 0.733312 691.0
SB 0.616961 0.607869 0.626379 1553.0
SR 0.738737 0.753156 0.724952 907.0
macro avg 0.687427 0.683398 0.703059 4026.0
micro avg 0.688937 0.688937 0.688937 4026.0
weighted avg 0.673982 0.669170 0.688937 4026.0

The result of Model Number:Dataset Number:Featuregroup Number:Rescale of 1 : 1 : 5 : 1

f1-score precision recall support

AFIB 0.659641 0.655183 0.664250 875.0
GSVT 0.675734 0.676003 0.675552 691.0
SB 0.717830 0.715998 0.719678 1553.0
SR 0.698284 0.706086 0.690662 907.0
macro avg 0.687872 0.688317 0.687536 4026.0
micro avg 0.693521 0.693521 0.693521 4026.0
weighted avg 0.693555 0.693683 0.693521 4026.0

The result of Model Number:Dataset Number:Featuregroup Number:Rescale of 1 : 1 : 6 : 0

f1-score precision recall support

AFIB 0.769671 0.768426 0.770989 875.0
GSVT 0.776723 0.779812 0.773698 691.0
SB 0.815695 0.812730 0.818688 1553.0
SR 0.802353 0.806412 0.798379 907.0
macro avg 0.791111 0.791845 0.790438 4026.0
micro avg 0.796024 0.796024 0.796024 4026.0
weighted avg 0.795998 0.796028 0.796024 4026.0

The result of Model Number:Dataset Number:Featuregroup Number:Rescale of 1 : 1 : 6 : 1

f1-score precision recall support

AFIB 0.760388 0.760342 0.760481 875.0
GSVT 0.762034 0.757914 0.766212 691.0
SB 0.798439 0.793126 0.803833 1553.0
SR 0.777237 0.789990 0.764919 907.0
macro avg 0.774524 0.775343 0.773861 4026.0
micro avg 0.779187 0.779187 0.779187 4026.0
weighted avg 0.779144 0.779251 0.779187 4026.0

The result of Model Number:Dataset Number:Featuregroup Number:Rescale of 1 : 1 : 7 : 0

f1-score precision recall support

AFIB 0.874779 0.914280 0.838835 204.0
GSVT 0.905204 0.895038 0.915769 300.0
SB 0.870773 0.832809 0.931740 892.0
SR 0.725473 0.731659 0.719515 681.0
macro avg 0.844057 0.843447 0.851464 2077.0
micro avg 0.850724 0.850724 0.850724 2077.0
weighted avg 0.828499 0.816635 0.850724 2077.0

The result of Model Number:Dataset Number:Featuregroup Number:Rescale of 1 : 1 : 7 : 1

f1-score precision recall support

AFIB 0.856632 0.855246 0.858099 875.0
GSVT 0.864481 0.867919 0.861114 691.0
SB 0.907856 0.904556 0.911187 1553.0
SR 0.893006 0.897524 0.888583 907.0
macro avg 0.880494 0.881311 0.879746 4026.0
micro avg 0.885962 0.885962 0.885962 4026.0
weighted avg 0.885933 0.885966 0.885962 4026.0

The result of Model Number:Dataset Number:Featuregroup Number:Rescale of 1 : 1 : 8 : 0

f1-score precision recall support

AFIB 0.852160 0.910345 0.801330 204.0
GSVT 0.900818 0.882462 0.920034 300.0
SB 0.923162 0.915068 0.931434 892.0
SR 0.900390 0.903389 0.897492 681.0
macro avg 0.894133 0.902816 0.887572 2077.0
micro avg 0.905880 0.905880 0.905880 2077.0
weighted avg 0.905495 0.906065 0.905880 2077.0

The result of Model Number:Dataset Number:Featuregroup Number:Rescale of 1 : 1 : 8 : 1

f1-score precision recall support

AFIB 0.915973 0.929860 0.902517 204.0
GSVT 0.930701 0.922855 0.938730 300.0
SB 0.951346 0.948277 0.954437 892.0
SR 0.941133 0.944629 0.937689 681.0
macro avg 0.934788 0.936405 0.933343 2077.0
micro avg 0.941578 0.941578 0.941578 2077.0
weighted avg 0.941541 0.941600 0.941578 2077.0

The result of Model Number:Dataset Number:Featuregroup Number:Rescale of 1 : 1 : 9 : 0

	f1-score	precision	recall	support
AFIB	0.812290	0.808222	0.816666	875.0
GSVT	0.830643	0.831766	0.829690	691.0
SB	0.884521	0.881608	0.887477	1553.0
SR	0.858545	0.867455	0.849917	907.0
macro avg	0.846500	0.847263	0.845937	4026.0
micro avg	0.853707	0.853707	0.853707	4026.0
weighted avg	0.853723	0.853916	0.853707	4026.0

The result of Model Number:Dataset Number:Featuregroup Number:Rescale of 1 : 1 : 9 : 1

	f1-score	precision	recall	support
AFIB	0.806559	0.812875	0.800382	875.0
GSVT	0.808686	0.798365	0.819327	691.0
SB	0.848220	0.844818	0.851659	1553.0
SR	0.830300	0.838450	0.822337	907.0
macro avg	0.823441	0.823627	0.823426	4026.0
micro avg	0.828359	0.828359	0.828359	4026.0
weighted avg	0.828343	0.828468	0.828359	4026.0

The result of Model Number:Dataset Number:Featuregroup Number:Rescale of 1 : 1 : 10 : 0

	f1-score	precision	recall	support
AFIB	0.848384	0.847011	0.849836	875.0
GSVT	0.856157	0.859562	0.852823	691.0
SB	0.899114	0.895846	0.902413	1553.0
SR	0.884407	0.888882	0.880027	907.0
macro avg	0.872016	0.872825	0.871275	4026.0
micro avg	0.877432	0.877432	0.877432	4026.0
weighted avg	0.877402	0.877436	0.877432	4026.0

The result of Model Number:Dataset Number:Featuregroup Number:Rescale of 1 : 1 : 10 : 1

	f1-score	precision	recall	support
AFIB	0.919340	0.927686	0.911614	204.0
GSVT	0.949725	0.943985	0.955783	300.0
SB	0.969594	0.968294	0.970898	892.0
SR	0.960622	0.962614	0.958645	681.0
macro avg	0.949820	0.950645	0.949235	2077.0
micro avg	0.958875	0.958875	0.958875	2077.0
weighted avg	0.958846	0.958932	0.958875	2077.0

The result of Model Number:Dataset Number:Featuregroup Number:Rescale of 2 : 0 : 0 : 0

	f1-score	precision	recall	support
AFIB	0.838020	0.834753	0.841374	875.0
GSVT	0.853704	0.855504	0.851962	691.0
SB	0.906236	0.903977	0.908511	1553.0

SR 0.885331 0.891277 0.879482 907.0
macro avg 0.870823 0.871378 0.870332 4026.0
micro avg 0.877674 0.877674 0.877674 4026.0
weighted avg 0.877684 0.877751 0.877674 4026.0

The result of Model Number:Dataset Number:Featuregroup Number:Rescale of 2 : 0 : 0 : 1

f1-score precision recall support
AFIB 0.802323 0.806532 0.798206 875.0
GSVT 0.819099 0.817628 0.820635 691.0
SB 0.889402 0.882581 0.896331 1553.0
SR 0.858023 0.866611 0.849608 907.0
macro avg 0.842212 0.843338 0.841195 4026.0
micro avg 0.851487 0.851487 0.851487 4026.0
weighted avg 0.851341 0.851307 0.851487 4026.0

The result of Model Number:Dataset Number:Featuregroup Number:Rescale of 2 : 0 : 1 : 0

f1-score precision recall support
AFIB 0.795311 0.787940 0.802866 875.0
GSVT 0.809594 0.813991 0.805258 691.0
SB 0.857811 0.855834 0.859799 1553.0
SR 0.837825 0.845557 0.830260 907.0
macro avg 0.825135 0.825830 0.824546 4026.0
micro avg 0.831409 0.831409 0.831409 4026.0
weighted avg 0.831449 0.831581 0.831409 4026.0

The result of Model Number:Dataset Number:Featuregroup Number:Rescale of 2 : 0 : 1 : 1

f1-score precision recall support
AFIB 0.791446 0.826621 0.759252 204.0
GSVT 0.824427 0.817955 0.831021 300.0
SB 0.837021 0.830564 0.843586 892.0
SR 0.827760 0.829127 0.826427 681.0
macro avg 0.820163 0.826067 0.815072 2077.0
micro avg 0.827862 0.827862 0.827862 2077.0
weighted avg 0.827689 0.827884 0.827862 2077.0

The result of Model Number:Dataset Number:Featuregroup Number:Rescale of 2 : 0 : 2 : 0

f1-score precision recall support
AFIB 0.899976 0.927695 0.874045 204.0
GSVT 0.922935 0.911637 0.934618 300.0
SB 0.948004 0.942371 0.953736 892.0
SR 0.932024 0.936621 0.927509 681.0
macro avg 0.925735 0.929581 0.922477 2077.0
micro avg 0.934548 0.934548 0.934548 2077.0
weighted avg 0.934426 0.934605 0.934548 2077.0

The result of Model Number:Dataset Number:Featuregroup Number:Rescale of 2 : 0 : 2 : 1

f1-score precision recall support
AFIB 0.716157 0.730459 0.702514 204.0

GSVT 0.724200 0.715151 0.733590 300.0
SB 0.738026 0.730969 0.745222 892.0
SR 0.724623 0.734129 0.715380 681.0
macro avg 0.725752 0.727677 0.724177 2077.0
micro avg 0.729563 0.729563 0.729563 2077.0
weighted avg 0.729487 0.729670 0.729563 2077.0

The result of Model Number:Dataset Number:Featuregroup Number:Rescale of 2 : 0 : 3 : 0

f1-score precision recall support

AFIB 0.798023 0.818575 0.778510 204.0
GSVT 0.732326 0.699727 0.826429 300.0
SB 0.840189 0.838223 0.842166 892.0
SR 0.666538 0.666663 0.666421 681.0
macro avg 0.759269 0.755797 0.778381 2077.0
micro avg 0.776018 0.776018 0.776018 2077.0
weighted avg 0.763531 0.760038 0.776018 2077.0

The result of Model Number:Dataset Number:Featuregroup Number:Rescale of 2 : 0 : 3 : 1

f1-score precision recall support

AFIB 0.733636 0.750397 0.717794 204.0
GSVT 0.766964 0.762190 0.771818 300.0
SB 0.783529 0.781098 0.785985 892.0
SR 0.774555 0.774914 0.774218 681.0
macro avg 0.764671 0.767150 0.762454 2077.0
micro avg 0.773383 0.773383 0.773383 2077.0
weighted avg 0.773294 0.773324 0.773383 2077.0

The result of Model Number:Dataset Number:Featuregroup Number:Rescale of 2 : 0 : 4 : 0

f1-score precision recall support

AFIB 0.742222 0.735071 0.749627 875.0
GSVT 0.761668 0.763847 0.759581 691.0
SB 0.809784 0.807922 0.811661 1553.0
SR 0.787005 0.796265 0.777974 907.0
macro avg 0.775170 0.775776 0.774711 4026.0
micro avg 0.781651 0.781651 0.781651 4026.0
weighted avg 0.781710 0.781898 0.781651 4026.0

The result of Model Number:Dataset Number:Featuregroup Number:Rescale of 2 : 0 : 4 : 1

f1-score precision recall support

AFIB 0.803652 0.821529 0.786709 204.0
GSVT 0.837892 0.832685 0.843197 300.0
SB 0.856081 0.854278 0.857902 892.0
SR 0.846963 0.846364 0.847589 681.0
macro avg 0.836147 0.838714 0.833849 2077.0
micro avg 0.845404 0.845404 0.845404 2077.0
weighted avg 0.845315 0.845348 0.845404 2077.0

The result of Model Number:Dataset Number:Featuregroup Number:Rescale of 2 : 0 : 5 : 0

f1-score precision recall support
AFIB 0.765185 0.772614 0.758372 204.0
GSVT 0.788122 0.784397 0.792092 300.0
SB 0.804082 0.803185 0.804983 892.0
SR 0.797007 0.797832 0.796188 681.0
macro avg 0.788599 0.789507 0.787909 2077.0
micro avg 0.795659 0.795659 0.795659 2077.0
weighted avg 0.795637 0.795714 0.795659 2077.0

The result of Model Number:Dataset Number:Featuregroup Number:Rescale of 2 : 0 : 5 : 1

f1-score precision recall support
AFIB 0.775442 0.774187 0.776770 875.0
GSVT 0.782547 0.785659 0.779500 691.0
SB 0.821811 0.818824 0.824826 1553.0
SR 0.808369 0.812458 0.804365 907.0
macro avg 0.797042 0.797782 0.796365 4026.0
micro avg 0.801993 0.801993 0.801993 4026.0
weighted avg 0.801966 0.801996 0.801993 4026.0

The result of Model Number:Dataset Number:Featuregroup Number:Rescale of 2 : 0 : 6 : 0

f1-score precision recall support
AFIB 0.863709 0.855388 0.872327 875.0
GSVT 0.886338 0.888874 0.883909 691.0
SB 0.942330 0.940163 0.944514 1553.0
SR 0.915822 0.926598 0.905313 907.0
macro avg 0.902050 0.902756 0.901516 4026.0
micro avg 0.909592 0.909592 0.909592 4026.0
weighted avg 0.909661 0.909879 0.909592 4026.0

The result of Model Number:Dataset Number:Featuregroup Number:Rescale of 2 : 0 : 6 : 1

f1-score precision recall support
AFIB 0.815471 0.814495 0.816587 875.0
GSVT 0.831367 0.834227 0.828613 691.0
SB 0.880542 0.875117 0.886041 1553.0
SR 0.862623 0.871048 0.854454 907.0
macro avg 0.847501 0.848722 0.846424 4026.0
micro avg 0.853973 0.853973 0.853973 4026.0
weighted avg 0.853922 0.854007 0.853973 4026.0

The result of Model Number:Dataset Number:Featuregroup Number:Rescale of 2 : 0 : 7 : 0

f1-score precision recall support
AFIB 0.916256 0.926970 0.905958 204.0
GSVT 0.826468 0.794914 0.942988 300.0
SB 0.766793 0.764986 0.768616 892.0
SR 0.952098 0.953928 0.950282 681.0
macro avg 0.865404 0.860200 0.891961 2077.0
micro avg 0.866856 0.866856 0.866856 2077.0

weighted avg 0.850850 0.847169 0.866856 2077.0

The result of Model Number:Dataset Number:Featuregroup Number:Rescale of 2 : 0 : 7 : 1

f1-score precision recall support

AFIB	0.800454	0.818695	0.783136	875.0
GSVT	0.851785	0.853469	0.850393	691.0
SB	0.931910	0.926809	0.937070	1553.0
SR	0.880795	0.870110	0.891867	907.0
macro avg	0.866236	0.867271	0.865616	4026.0
micro avg	0.878554	0.878554	0.878554	4026.0
weighted avg	0.878072	0.877951	0.878554	4026.0

The result of Model Number:Dataset Number:Featuregroup Number:Rescale of 2 : 0 : 8 : 0

f1-score precision recall support

AFIB	0.688320	0.755799	0.632575	204.0
GSVT	0.807581	0.796696	0.818897	300.0
SB	0.857398	0.854539	0.860281	892.0
SR	0.835116	0.823919	0.846642	681.0
macro avg	0.797104	0.807738	0.789599	2077.0
micro avg	0.827467	0.827467	0.827467	2077.0
weighted avg	0.826290	0.826446	0.827467	2077.0

The result of Model Number:Dataset Number:Featuregroup Number:Rescale of 2 : 0 : 8 : 1

f1-score precision recall support

AFIB	0.635829	0.678927	0.598299	204.0
GSVT	0.599101	0.616877	0.582547	300.0
SB	0.626210	0.596149	0.659821	892.0
SR	0.555646	0.580873	0.533125	681.0
macro avg	0.604197	0.618206	0.593448	2077.0
micro avg	0.601076	0.601076	0.601076	2077.0
weighted avg	0.600103	0.602265	0.601076	2077.0

The result of Model Number:Dataset Number:Featuregroup Number:Rescale of 2 : 0 : 9 : 0

f1-score precision recall support

AFIB	0.814953	0.817705	0.812248	875.0
GSVT	0.812801	0.807076	0.818681	691.0
SB	0.855216	0.847278	0.863309	1553.0
SR	0.822702	0.838557	0.807477	907.0
macro avg	0.826418	0.827654	0.825429	4026.0
micro avg	0.831974	0.831974	0.831974	4026.0
weighted avg	0.831860	0.831986	0.831974	4026.0

The result of Model Number:Dataset Number:Featuregroup Number:Rescale of 2 : 0 : 9 : 1

f1-score precision recall support

AFIB	0.827531	0.819777	0.835465	875.0
GSVT	0.841440	0.848188	0.834881	691.0
SB	0.891970	0.888555	0.895416	1553.0
SR	0.872013	0.880864	0.863361	907.0

macro avg 0.858239 0.859346 0.857281 4026.0
micro avg 0.864775 0.864775 0.864775 4026.0
weighted avg 0.864796 0.864946 0.864775 4026.0
The result of Model Number:Dataset Number:Featuregroup Number:Rescale of 2 : 0 : 10 :
0

	f1-score	precision	recall	support
AFIB	0.711417	0.737792	0.686963	204.0
GSVT	0.732730	0.723568	0.742220	300.0
SB	0.751310	0.744455	0.758299	892.0
SR	0.731558	0.737235	0.725974	681.0
macro avg	0.731753	0.735762	0.728364	2077.0
micro avg	0.738372	0.738372	0.738372	2077.0
weighted avg	0.738232	0.738416	0.738372	2077.0

The result of Model Number:Dataset Number:Featuregroup Number:Rescale of 2 : 0 : 10 :
1

	f1-score	precision	recall	support
AFIB	0.871841	0.881328	0.862810	204.0
GSVT	0.901345	0.897586	0.905282	300.0
SB	0.919815	0.918993	0.920640	892.0
SR	0.911123	0.911130	0.911123	681.0
macro avg	0.901031	0.902259	0.899964	2077.0
micro avg	0.909621	0.909621	0.909621	2077.0
weighted avg	0.909585	0.909623	0.909621	2077.0

The result of Model Number:Dataset Number:Featuregroup Number:Rescale of 2 : 1 : 0 : 0

	f1-score	precision	recall	support
AFIB	0.862507	0.870181	0.855013	875.0
GSVT	0.880611	0.870947	0.890548	691.0
SB	0.947092	0.939718	0.954591	1553.0
SR	0.915619	0.928597	0.903002	907.0
macro avg	0.901457	0.902361	0.900789	4026.0
micro avg	0.910335	0.910335	0.910335	4026.0
weighted avg	0.910208	0.910296	0.910335	4026.0

The result of Model Number:Dataset Number:Featuregroup Number:Rescale of 2 : 1 : 0 : 1

	f1-score	precision	recall	support
AFIB	0.846087	0.881870	0.813375	204.0
GSVT	0.779184	0.780549	0.789513	300.0
SB	0.838864	0.798901	0.883849	892.0
SR	0.741597	0.801327	0.691495	681.0
macro avg	0.801433	0.815662	0.794558	2077.0
micro avg	0.800233	0.800233	0.800233	2077.0
weighted avg	0.799062	0.805195	0.800233	2077.0

The result of Model Number:Dataset Number:Featuregroup Number:Rescale of 2 : 1 : 1 : 0

f1-score precision recall support

AFIB 0.832332 0.838851 0.825959 875.0
GSVT 0.834528 0.823877 0.845509 691.0
SB 0.875325 0.871815 0.878873 1553.0
SR 0.856832 0.865243 0.848615 907.0
macro avg 0.849754 0.849946 0.849739 4026.0
micro avg 0.854830 0.854830 0.854830 4026.0
weighted avg 0.854813 0.854942 0.854830 4026.0

The result of Model Number:Dataset Number:Featuregroup Number:Rescale of 2 : 1 : 1 : 1

f1-score precision recall support

AFIB 0.797156 0.802890 0.791505 875.0
GSVT 0.795886 0.791120 0.800721 691.0
SB 0.839543 0.830241 0.849057 1553.0
SR 0.805606 0.819979 0.791755 907.0
macro avg 0.809548 0.811058 0.808260 4026.0
micro avg 0.815344 0.815344 0.815344 4026.0
weighted avg 0.815192 0.815270 0.815344 4026.0

The result of Model Number:Dataset Number:Featuregroup Number:Rescale of 2 : 1 : 2 : 0

f1-score precision recall support

AFIB 0.723572 0.734542 0.712943 204.0
GSVT 0.735207 0.729009 0.741549 300.0
SB 0.751515 0.749090 0.753957 892.0
SR 0.743447 0.746209 0.740726 681.0
macro avg 0.738435 0.739713 0.737294 2077.0
micro avg 0.743798 0.743798 0.743798 2077.0
weighted avg 0.743770 0.743816 0.743798 2077.0

The result of Model Number:Dataset Number:Featuregroup Number:Rescale of 2 : 1 : 2 : 1

f1-score precision recall support

AFIB 0.860207 0.877385 0.843820 204.0
GSVT 0.869867 0.858998 0.881146 300.0
SB 0.886474 0.877999 0.895118 892.0
SR 0.870376 0.881794 0.859274 681.0
macro avg 0.871731 0.874044 0.869839 2077.0
micro avg 0.876309 0.876309 0.876309 2077.0
weighted avg 0.876218 0.876438 0.876309 2077.0

The result of Model Number:Dataset Number:Featuregroup Number:Rescale of 2 : 1 : 3 : 0

f1-score precision recall support

AFIB 0.688133 0.689325 0.686955 875.0
GSVT 0.696477 0.688474 0.704725 691.0
SB 0.733414 0.724571 0.742479 1553.0
SR 0.698553 0.719719 0.678612 907.0
macro avg 0.704144 0.705522 0.703193 4026.0
micro avg 0.709544 0.709544 0.709544 4026.0
weighted avg 0.709380 0.709622 0.709544 4026.0

The result of Model Number:Dataset Number:Featuregroup Number:Rescale of 2 : 1 : 3 : 1

	f1-score	precision	recall	support
AFIB	0.717192	0.716535	0.717936	875.0
GSVT	0.731892	0.730473	0.733395	691.0
SB	0.776633	0.774903	0.778383	1553.0
SR	0.755436	0.760364	0.750598	907.0
macro avg	0.745288	0.745569	0.745078	4026.0
micro avg	0.751264	0.751264	0.751264	4026.0
weighted avg	0.751260	0.751317	0.751264	4026.0

The result of Model Number:Dataset Number:Featuregroup Number:Rescale of 2 : 1 : 4 : 0

	f1-score	precision	recall	support
AFIB	0.716678	0.721364	0.712096	204.0
GSVT	0.734634	0.732942	0.736343	300.0
SB	0.747747	0.746668	0.748835	892.0
SR	0.741854	0.742629	0.741094	681.0
macro avg	0.735228	0.735901	0.734592	2077.0
micro avg	0.740884	0.740884	0.740884	2077.0
weighted avg	0.740869	0.740876	0.740884	2077.0

The result of Model Number:Dataset Number:Featuregroup Number:Rescale of 2 : 1 : 4 : 1

	f1-score	precision	recall	support
AFIB	0.734400	0.741095	0.727921	204.0
GSVT	0.753565	0.751098	0.756072	300.0
SB	0.767341	0.766830	0.767856	892.0
SR	0.760592	0.760374	0.760822	681.0
macro avg	0.753975	0.754849	0.753168	2077.0
micro avg	0.759925	0.759925	0.759925	2077.0
weighted avg	0.759903	0.759913	0.759925	2077.0

The result of Model Number:Dataset Number:Featuregroup Number:Rescale of 2 : 1 : 5 : 0

	f1-score	precision	recall	support
AFIB	0.693737	0.684446	0.703327	875.0
GSVT	0.709247	0.714783	0.703809	691.0
SB	0.753023	0.750667	0.755398	1553.0
SR	0.734813	0.744554	0.725336	907.0
macro avg	0.722705	0.723612	0.721967	4026.0
micro avg	0.728454	0.728454	0.728454	4026.0
weighted avg	0.728522	0.728739	0.728454	4026.0

The result of Model Number:Dataset Number:Featuregroup Number:Rescale of 2 : 1 : 5 : 1

	f1-score	precision	recall	support
AFIB	0.725931	0.730276	0.721675	204.0
GSVT	0.745269	0.743054	0.747503	300.0
SB	0.756681	0.755754	0.757614	892.0
SR	0.751165	0.752052	0.750287	681.0
macro avg	0.744762	0.745284	0.744270	2077.0

micro avg 0.750221 0.750221 0.750221 2077.0
weighted avg 0.750204 0.750203 0.750221 2077.0
The result of Model Number:Dataset Number:Featuregroup Number:Rescale of 2 : 1 : 6 : 0

	f1-score	precision	recall	support
AFIB	0.691610	0.681790	0.701794	875.0
GSVT	0.716692	0.725835	0.707885	691.0
SB	0.761646	0.760528	0.762774	1553.0
SR	0.742671	0.748242	0.737185	907.0
macro avg	0.728155	0.729099	0.727409	4026.0
micro avg	0.734335	0.734335	0.734335	4026.0
weighted avg	0.734434	0.734693	0.734335	4026.0

The result of Model Number:Dataset Number:Featuregroup Number:Rescale of 2 : 1 : 6 : 1

	f1-score	precision	recall	support
AFIB	0.799144	0.806956	0.791668	875.0
GSVT	0.793040	0.787023	0.799410	691.0
SB	0.839126	0.830493	0.848016	1553.0
SR	0.812491	0.825558	0.800061	907.0
macro avg	0.810950	0.812508	0.809789	4026.0
micro avg	0.816624	0.816624	0.816624	4026.0
weighted avg	0.816526	0.816805	0.816624	4026.0

The result of Model Number:Dataset Number:Featuregroup Number:Rescale of 2 : 1 : 7 : 0

	f1-score	precision	recall	support
AFIB	0.694596	0.696834	0.692438	875.0
GSVT	0.704362	0.693179	0.715975	691.0
SB	0.742160	0.735963	0.748467	1553.0
SR	0.704853	0.722755	0.687843	907.0
macro avg	0.711493	0.712183	0.711181	4026.0
micro avg	0.717055	0.717055	0.717055	4026.0
weighted avg	0.716930	0.717140	0.717055	4026.0

The result of Model Number:Dataset Number:Featuregroup Number:Rescale of 2 : 1 : 7 : 1

	f1-score	precision	recall	support
AFIB	0.770014	0.759318	0.781089	875.0
GSVT	0.797531	0.808170	0.787272	691.0
SB	0.847237	0.845501	0.848983	1553.0
SR	0.825186	0.831562	0.818908	907.0
macro avg	0.809992	0.811138	0.809063	4026.0
micro avg	0.816860	0.816860	0.816860	4026.0
weighted avg	0.816954	0.817223	0.816860	4026.0

The result of Model Number:Dataset Number:Featuregroup Number:Rescale of 2 : 1 : 8 : 0

	f1-score	precision	recall	support
AFIB	0.898697	0.903630	0.893876	875.0
GSVT	0.899954	0.888576	0.911768	691.0
SB	0.946457	0.942659	0.950294	1553.0

SR 0.926140 0.937383 0.915221 907.0
macro avg 0.917812 0.918062 0.917790 4026.0
micro avg 0.923519 0.923519 0.923519 4026.0
weighted avg 0.923518 0.923705 0.923519 4026.0

The result of Model Number:Dataset Number:Featuregroup Number:Rescale of 2 : 1 : 8 : 1

f1-score precision recall support
AFIB 0.738667 0.741362 0.736039 875.0
GSVT 0.751434 0.741649 0.761544 691.0
SB 0.792087 0.783363 0.801012 1553.0
SR 0.750671 0.771408 0.731061 907.0
macro avg 0.758215 0.759445 0.757414 4026.0
micro avg 0.764358 0.764358 0.764358 4026.0
weighted avg 0.764169 0.764382 0.764358 4026.0

The result of Model Number:Dataset Number:Featuregroup Number:Rescale of 2 : 1 : 9 : 0

f1-score precision recall support
AFIB 0.736895 0.752352 0.722080 204.0
GSVT 0.753989 0.749528 0.758512 300.0
SB 0.772371 0.770562 0.774189 892.0
SR 0.765847 0.765627 0.766074 681.0
macro avg 0.757276 0.759517 0.755214 2077.0
micro avg 0.764146 0.764146 0.764146 2077.0
weighted avg 0.764093 0.764117 0.764146 2077.0

The result of Model Number:Dataset Number:Featuregroup Number:Rescale of 2 : 1 : 9 : 1

f1-score precision recall support
AFIB 0.777748 0.794062 0.762112 204.0
GSVT 0.795790 0.791082 0.800563 300.0
SB 0.815191 0.813282 0.817110 892.0
SR 0.808305 0.808073 0.808545 681.0
macro avg 0.799259 0.801625 0.797083 2077.0
micro avg 0.806510 0.806510 0.806510 2077.0
weighted avg 0.806453 0.806480 0.806510 2077.0

The result of Model Number:Dataset Number:Featuregroup Number:Rescale of 2 : 1 : 10 : 0

f1-score precision recall support
AFIB 0.760245 0.779496 0.741993 204.0
GSVT 0.776756 0.768309 0.785519 300.0
SB 0.798634 0.794648 0.802663 892.0
SR 0.786256 0.789783 0.782791 681.0
macro avg 0.780473 0.783059 0.778242 2077.0
micro avg 0.787712 0.787712 0.787712 2077.0
weighted avg 0.787645 0.787761 0.787712 2077.0

The result of Model Number:Dataset Number:Featuregroup Number:Rescale of 2 : 1 : 10 : 1

f1-score precision recall support
AFIB 0.708175 0.717553 0.699145 204.0
GSVT 0.729546 0.726913 0.732215 300.0
SB 0.738633 0.736334 0.740949 892.0
SR 0.730584 0.731991 0.729203 681.0
macro avg 0.726734 0.728198 0.725378 2077.0
micro avg 0.731730 0.731730 0.731730 2077.0
weighted avg 0.731690 0.731705 0.731730 2077.0
The result of Model Number:Dataset Number:Featuregroup Number:Rescale of 3 : 0 : 0 : 0

f1-score precision recall support
AFIB 0.762086 0.777374 0.747540 204.0
GSVT 0.779748 0.771643 0.788066 300.0
SB 0.794169 0.791080 0.797285 892.0
SR 0.785824 0.789103 0.782590 681.0
macro avg 0.780457 0.782300 0.778870 2077.0
micro avg 0.786249 0.786249 0.786249 2077.0
weighted avg 0.786199 0.786278 0.786249 2077.0
The result of Model Number:Dataset Number:Featuregroup Number:Rescale of 3 : 0 : 0 : 1

f1-score precision recall support
AFIB 0.764919 0.824537 0.713695 204.0
GSVT 0.788245 0.801588 0.775372 300.0
SB 0.835391 0.827703 0.843250 892.0
SR 0.802142 0.790510 0.814158 681.0
macro avg 0.797674 0.811084 0.786619 2077.0
micro avg 0.811182 0.811182 0.811182 2077.0
weighted avg 0.810758 0.811425 0.811182 2077.0
The result of Model Number:Dataset Number:Featuregroup Number:Rescale of 3 : 0 : 1 : 0

f1-score precision recall support
AFIB 0.820069 0.830700 0.809925 204.0
GSVT 0.851801 0.851250 0.852378 300.0
SB 0.869749 0.867912 0.871599 892.0
SR 0.861001 0.860512 0.861510 681.0
macro avg 0.850655 0.852594 0.848853 2077.0
micro avg 0.859457 0.859457 0.859457 2077.0
weighted avg 0.859409 0.859424 0.859457 2077.0
The result of Model Number:Dataset Number:Featuregroup Number:Rescale of 3 : 0 : 1 : 1

f1-score precision recall support
AFIB 0.810902 0.820176 0.802148 204.0
GSVT 0.829882 0.824971 0.834866 300.0
SB 0.796672 0.767244 0.846345 892.0
SR 0.668282 0.671516 0.665096 681.0
macro avg 0.776434 0.770977 0.787114 2077.0
micro avg 0.780919 0.780919 0.780919 2077.0

weighted avg 0.760770 0.749394 0.780919 2077.0

The result of Model Number:Dataset Number:Featuregroup Number:Rescale of 3 : 0 : 2 : 0

f1-score precision recall support

AFIB	0.670146	0.656797	0.684085	875.0
GSVT	0.545440	0.507230	0.683693	691.0
SB	0.442564	0.443327	0.441805	1553.0
SR	0.717453	0.723771	0.711275	907.0
macro avg	0.593901	0.582781	0.630215	4026.0
micro avg	0.596685	0.596685	0.596685	4026.0
weighted avg	0.571612	0.563870	0.596685	4026.0

The result of Model Number:Dataset Number:Featuregroup Number:Rescale of 3 : 0 : 2 : 1

f1-score precision recall support

AFIB	0.730296	0.723260	0.737583	875.0
GSVT	0.749430	0.751574	0.747376	691.0
SB	0.796773	0.794941	0.798619	1553.0
SR	0.774359	0.783471	0.765474	907.0
macro avg	0.762715	0.763311	0.762263	4026.0
micro avg	0.769092	0.769092	0.769092	4026.0
weighted avg	0.769150	0.769335	0.769092	4026.0

The result of Model Number:Dataset Number:Featuregroup Number:Rescale of 3 : 0 : 3 : 0

f1-score precision recall support

AFIB	0.826842	0.840269	0.813882	875.0
GSVT	0.879371	0.882127	0.876686	691.0
SB	0.956712	0.953415	0.960036	1553.0
SR	0.905727	0.895639	0.916100	907.0
macro avg	0.892163	0.892862	0.891676	4026.0
micro avg	0.904068	0.904068	0.904068	4026.0
weighted avg	0.903726	0.903573	0.904068	4026.0

The result of Model Number:Dataset Number:Featuregroup Number:Rescale of 3 : 0 : 3 : 1

f1-score precision recall support

AFIB	0.649234	0.644399	0.654208	875.0
GSVT	0.661343	0.663704	0.659038	691.0
SB	0.701766	0.700103	0.703437	1553.0
SR	0.685751	0.691925	0.679711	907.0
macro avg	0.674523	0.675033	0.674098	4026.0
micro avg	0.679772	0.679772	0.679772	4026.0
weighted avg	0.679803	0.679907	0.679772	4026.0

The result of Model Number:Dataset Number:Featuregroup Number:Rescale of 3 : 0 : 4 : 0

f1-score precision recall support

AFIB	0.847811	0.893930	0.806434	204.0
GSVT	0.890045	0.876583	0.903962	300.0
SB	0.911196	0.905268	0.917215	892.0
SR	0.899954	0.900765	0.899165	681.0

macro avg 0.887251 0.894137 0.881694 2077.0
micro avg 0.898502 0.898502 0.898502 2077.0
weighted avg 0.898229 0.898535 0.898502 2077.0

The result of Model Number:Dataset Number:Featuregroup Number:Rescale of 3 : 0 : 4 : 1

f1-score precision recall support
AFIB 0.700956 0.723723 0.679715 204.0
GSVT 0.720308 0.711124 0.729878 300.0
SB 0.740630 0.737837 0.743452 892.0
SR 0.730271 0.731594 0.728982 681.0
macro avg 0.723041 0.726069 0.720507 2077.0
micro avg 0.730487 0.730487 0.730487 2077.0
weighted avg 0.730402 0.730545 0.730487 2077.0

The result of Model Number:Dataset Number:Featuregroup Number:Rescale of 3 : 0 : 5 : 0

f1-score precision recall support
AFIB 0.855490 0.848946 0.862248 875.0
GSVT 0.875174 0.879959 0.870491 691.0
SB 0.926738 0.926089 0.927395 1553.0
SR 0.902122 0.906498 0.897835 907.0
macro avg 0.889881 0.890373 0.889492 4026.0
micro avg 0.896810 0.896810 0.896810 4026.0
weighted avg 0.896857 0.896992 0.896810 4026.0

The result of Model Number:Dataset Number:Featuregroup Number:Rescale of 3 : 0 : 5 : 1

f1-score precision recall support
AFIB 0.677110 0.677871 0.676473 204.0
GSVT 0.692655 0.691109 0.694261 300.0
SB 0.707337 0.706392 0.708287 892.0
SR 0.702039 0.703807 0.700289 681.0
macro avg 0.694785 0.694795 0.694827 2077.0
micro avg 0.700514 0.700514 0.700514 2077.0
weighted avg 0.700510 0.700536 0.700514 2077.0

The result of Model Number:Dataset Number:Featuregroup Number:Rescale of 3 : 0 : 6 : 0

f1-score precision recall support
AFIB 0.910926 0.918523 0.903766 204.0
GSVT 0.934990 0.930684 0.939355 300.0
SB 0.949090 0.945719 0.952492 892.0
SR 0.940324 0.944536 0.936199 681.0
macro avg 0.933832 0.934865 0.932953 2077.0
micro avg 0.940466 0.940466 0.940466 2077.0
weighted avg 0.940431 0.940488 0.940466 2077.0

The result of Model Number:Dataset Number:Featuregroup Number:Rescale of 3 : 0 : 6 : 1

f1-score precision recall support
AFIB 0.687054 0.684829 0.689314 875.0
GSVT 0.695021 0.697180 0.692943 691.0

SB 0.733360 0.731763 0.734966 1553.0
SR 0.719836 0.723232 0.716499 907.0
macro avg 0.708818 0.709251 0.708430 4026.0
micro avg 0.713671 0.713671 0.713671 4026.0
weighted avg 0.713669 0.713705 0.713671 4026.0

The result of Model Number:Dataset Number:Featuregroup Number:Rescale of 3 : 0 : 7 : 0

f1-score precision recall support

AFIB 0.881992 0.873923 0.890250 875.0
GSVT 0.893293 0.901175 0.885682 691.0
SB 0.949542 0.944536 0.954615 1553.0
SR 0.928077 0.939261 0.917240 907.0
macro avg 0.913226 0.914724 0.911947 4026.0
micro avg 0.920375 0.920375 0.920375 4026.0
weighted avg 0.920371 0.920558 0.920375 4026.0

The result of Model Number:Dataset Number:Featuregroup Number:Rescale of 3 : 0 : 7 : 1

f1-score precision recall support

AFIB 0.850758 0.859017 0.843183 204.0
GSVT 0.876260 0.872118 0.880673 300.0
SB 0.894004 0.893007 0.895006 892.0
SR 0.886138 0.887056 0.885227 681.0
macro avg 0.876790 0.877799 0.876022 2077.0
micro avg 0.884640 0.884640 0.884640 2077.0
weighted avg 0.884615 0.884700 0.884640 2077.0

The result of Model Number:Dataset Number:Featuregroup Number:Rescale of 3 : 0 : 8 : 0

f1-score precision recall support

AFIB 0.649087 0.639135 0.659462 875.0
GSVT 0.671469 0.678050 0.665146 691.0
SB 0.714622 0.712952 0.716322 1553.0
SR 0.696770 0.705605 0.688169 907.0
macro avg 0.682987 0.683935 0.682275 4026.0
micro avg 0.688838 0.688838 0.688838 4026.0
weighted avg 0.688950 0.689263 0.688838 4026.0

The result of Model Number:Dataset Number:Featuregroup Number:Rescale of 3 : 0 : 8 : 1

f1-score precision recall support

AFIB 0.780269 0.767777 0.877961 204.0
GSVT 0.913489 0.902890 0.924674 300.0
SB 0.944076 0.940511 0.947674 892.0
SR 0.740739 0.744569 0.737074 681.0
macro avg 0.844644 0.838937 0.871846 2077.0
micro avg 0.868454 0.868454 0.868454 2077.0
weighted avg 0.856900 0.853867 0.868454 2077.0

The result of Model Number:Dataset Number:Featuregroup Number:Rescale of 3 : 0 : 9 : 0

f1-score precision recall support

AFIB 0.893640 0.904088 0.883601 204.0
GSVT 0.918223 0.914001 0.922509 300.0
SB 0.931224 0.928328 0.934144 892.0
SR 0.923204 0.925820 0.920641 681.0
macro avg 0.916572 0.918059 0.915224 2077.0
micro avg 0.923072 0.923072 0.923072 2077.0
weighted avg 0.923025 0.923056 0.923072 2077.0

The result of Model Number:Dataset Number:Featuregroup Number:Rescale of 3 : 0 : 9 : 1

f1-score precision recall support

AFIB 0.830689 0.839531 0.822492 204.0
GSVT 0.855102 0.849404 0.861127 300.0
SB 0.873172 0.872391 0.873955 892.0
SR 0.865809 0.866965 0.864663 681.0
macro avg 0.856193 0.857073 0.855559 2077.0
micro avg 0.864001 0.864001 0.864001 2077.0
weighted avg 0.863975 0.864064 0.864001 2077.0

The result of Model Number:Dataset Number:Featuregroup Number:Rescale of 3 : 0 : 10 : 0

f1-score precision recall support

AFIB 0.659950 0.702950 0.622200 204.0
GSVT 0.688862 0.671930 0.706763 300.0
SB 0.709064 0.699956 0.718438 892.0
SR 0.690647 0.698894 0.682639 681.0
macro avg 0.687131 0.693432 0.682510 2077.0
micro avg 0.695562 0.695562 0.695562 2077.0
weighted avg 0.695284 0.695854 0.695562 2077.0

The result of Model Number:Dataset Number:Featuregroup Number:Rescale of 3 : 0 : 10 : 1

f1-score precision recall support

AFIB 0.829488 0.833839 0.825232 875.0
GSVT 0.846833 0.845312 0.848420 691.0
SB 0.919515 0.912463 0.926679 1553.0
SR 0.887074 0.895953 0.878375 907.0
macro avg 0.870727 0.871892 0.869676 4026.0
micro avg 0.880316 0.880316 0.880316 4026.0
weighted avg 0.880166 0.880130 0.880316 4026.0

The result of Model Number:Dataset Number:Featuregroup Number:Rescale of 3 : 1 : 0 : 0

f1-score precision recall support

AFIB 0.759505 0.822908 0.706687 204.0
GSVT 0.814657 0.804414 0.825497 300.0
SB 0.835455 0.823750 0.847594 892.0
SR 0.812665 0.816472 0.809289 681.0
macro avg 0.805570 0.816886 0.797267 2077.0

micro avg 0.818003 0.818003 0.818003 2077.0
weighted avg 0.817519 0.818488 0.818003 2077.0
The result of Model Number:Dataset Number:Featuregroup Number:Rescale of 3 : 1 : 0 : 1

	f1-score	precision	recall	support
AFIB	0.767298	0.792220	0.744047	204.0
GSVT	0.788482	0.778428	0.798958	300.0
SB	0.810727	0.807670	0.813816	892.0
SR	0.799388	0.800836	0.797976	681.0
macro avg	0.791474	0.794789	0.788699	2077.0
micro avg	0.799624	0.799624	0.799624	2077.0
weighted avg	0.799531	0.799688	0.799624	2077.0

The result of Model Number:Dataset Number:Featuregroup Number:Rescale of 3 : 1 : 1 : 0

	f1-score	precision	recall	support
AFIB	0.698162	0.743652	0.658226	204.0
GSVT	0.728747	0.710835	0.747685	300.0
SB	0.750120	0.740484	0.760036	892.0
SR	0.730636	0.739361	0.722164	681.0
macro avg	0.726916	0.733583	0.722028	2077.0
micro avg	0.735835	0.735835	0.735835	2077.0
weighted avg	0.735541	0.736144	0.735835	2077.0

The result of Model Number:Dataset Number:Featuregroup Number:Rescale of 3 : 1 : 1 : 1

	f1-score	precision	recall	support
AFIB	0.879083	0.868714	0.889747	875.0
GSVT	0.893975	0.899631	0.888421	691.0
SB	0.953150	0.951868	0.954438	1553.0
SR	0.929734	0.938542	0.921121	907.0
macro avg	0.913985	0.914689	0.913432	4026.0
micro avg	0.921542	0.921542	0.921542	4026.0
weighted avg	0.921620	0.921828	0.921542	4026.0

The result of Model Number:Dataset Number:Featuregroup Number:Rescale of 3 : 1 : 2 : 0

	f1-score	precision	recall	support
AFIB	0.706548	0.723331	0.690590	204.0
GSVT	0.729756	0.722914	0.736806	300.0
SB	0.745428	0.744595	0.746264	892.0
SR	0.738233	0.737491	0.738989	681.0
macro avg	0.729991	0.732083	0.728162	2077.0
micro avg	0.737044	0.737044	0.737044	2077.0
weighted avg	0.736987	0.737046	0.737044	2077.0

The result of Model Number:Dataset Number:Featuregroup Number:Rescale of 3 : 1 : 2 : 1

	f1-score	precision	recall	support
AFIB	0.759329	0.769789	0.749484	875.0
GSVT	0.775906	0.772693	0.779356	691.0
SB	0.826461	0.815625	0.837623	1553.0

SR 0.800514 0.812468 0.789261 907.0
macro avg 0.790553 0.792644 0.788931 4026.0
micro avg 0.797571 0.797571 0.797571 4026.0
weighted avg 0.797348 0.797583 0.797571 4026.0

The result of Model Number:Dataset Number:Featuregroup Number:Rescale of 3 : 1 : 3 : 0

f1-score precision recall support
AFIB 0.723123 0.728530 0.717823 204.0
GSVT 0.741600 0.737686 0.745556 300.0
SB 0.754115 0.753107 0.755129 892.0
SR 0.747473 0.748906 0.746047 681.0
macro avg 0.741578 0.742057 0.741139 2077.0
micro avg 0.747104 0.747104 0.747104 2077.0
weighted avg 0.747086 0.747088 0.747104 2077.0

The result of Model Number:Dataset Number:Featuregroup Number:Rescale of 3 : 1 : 3 : 1

f1-score precision recall support
AFIB 0.795400 0.778403 0.813202 875.0
GSVT 0.823688 0.836283 0.811540 691.0
SB 0.878049 0.878165 0.877937 1553.0
SR 0.855429 0.864287 0.846753 907.0
macro avg 0.838142 0.839285 0.837358 4026.0
micro avg 0.845446 0.845446 0.845446 4026.0
weighted avg 0.845660 0.846168 0.845446 4026.0

The result of Model Number:Dataset Number:Featuregroup Number:Rescale of 3 : 1 : 4 : 0

f1-score precision recall support
AFIB 0.816919 0.843104 0.792556 204.0
GSVT 0.841359 0.826884 0.856474 300.0
SB 0.855913 0.847452 0.864547 892.0
SR 0.833028 0.843452 0.822876 681.0
macro avg 0.836805 0.840223 0.834113 2077.0
micro avg 0.842647 0.842647 0.842647 2077.0
weighted avg 0.842478 0.842743 0.842647 2077.0

The result of Model Number:Dataset Number:Featuregroup Number:Rescale of 3 : 1 : 4 : 1

f1-score precision recall support
AFIB 0.831703 0.825509 0.838074 875.0
GSVT 0.847214 0.850239 0.844261 691.0
SB 0.898998 0.896868 0.901139 1553.0
SR 0.878482 0.886391 0.870745 907.0
macro avg 0.864099 0.864752 0.863555 4026.0
micro avg 0.870823 0.870823 0.870823 4026.0
weighted avg 0.870862 0.870996 0.870823 4026.0

The result of Model Number:Dataset Number:Featuregroup Number:Rescale of 3 : 1 : 5 : 0

f1-score precision recall support
AFIB 0.615669 0.629591 0.602367 875.0

GSVT 0.652748 0.655527 0.650033 691.0
SB 0.708750 0.705409 0.712126 1553.0
SR 0.671531 0.661230 0.682185 907.0
macro avg 0.662174 0.662939 0.661678 4026.0
micro avg 0.670869 0.670869 0.670869 4026.0
weighted avg 0.670523 0.670417 0.670869 4026.0

The result of Model Number:Dataset Number:Featuregroup Number:Rescale of 3 : 1 : 5 : 1

f1-score precision recall support

AFIB 0.781017 0.775607 0.786661 875.0
GSVT 0.793066 0.796285 0.790002 691.0
SB 0.860479 0.851531 0.869621 1553.0
SR 0.817032 0.836044 0.798941 907.0
macro avg 0.812899 0.814867 0.811306 4026.0
micro avg 0.822002 0.822002 0.822002 4026.0
weighted avg 0.821851 0.822059 0.822002 4026.0

The result of Model Number:Dataset Number:Featuregroup Number:Rescale of 3 : 1 : 6 : 0

f1-score precision recall support

AFIB 0.842390 0.846238 0.838624 875.0
GSVT 0.856434 0.849191 0.863864 691.0
SB 0.905268 0.896024 0.914710 1553.0
SR 0.858547 0.876646 0.841226 907.0
macro avg 0.865660 0.867024 0.864606 4026.0
micro avg 0.872892 0.872892 0.872892 4026.0
weighted avg 0.872695 0.872800 0.872892 4026.0

The result of Model Number:Dataset Number:Featuregroup Number:Rescale of 3 : 1 : 6 : 1

f1-score precision recall support

AFIB 0.780851 0.776180 0.785685 875.0
GSVT 0.787246 0.791496 0.783154 691.0
SB 0.834362 0.831923 0.836828 1553.0
SR 0.815509 0.821367 0.809750 907.0
macro avg 0.804492 0.805241 0.803854 4026.0
micro avg 0.810400 0.810400 0.810400 4026.0
weighted avg 0.810398 0.810491 0.810400 4026.0

The result of Model Number:Dataset Number:Featuregroup Number:Rescale of 3 : 1 : 7 : 0

f1-score precision recall support

AFIB 0.765962 0.768000 0.763982 875.0
GSVT 0.780691 0.775192 0.786316 691.0
SB 0.825283 0.816868 0.833889 1553.0
SR 0.787558 0.804712 0.771148 907.0
macro avg 0.789874 0.791193 0.788834 4026.0
micro avg 0.796396 0.796396 0.796396 4026.0
weighted avg 0.796238 0.796356 0.796396 4026.0

The result of Model Number:Dataset Number:Featuregroup Number:Rescale of 3 : 1 : 7 : 1

f1-score precision recall support
AFIB 0.748553 0.825494 0.685191 204.0
GSVT 0.890756 0.878718 0.903216 300.0
SB 0.948591 0.944798 0.952419 892.0
SR 0.922845 0.910370 0.935707 681.0
macro avg 0.877686 0.889845 0.869133 2077.0
micro avg 0.913586 0.913586 0.913586 2077.0
weighted avg 0.912148 0.912247 0.913586 2077.0
The result of Model Number:Dataset Number:Featuregroup Number:Rescale of 3 : 1 : 8 : 0

f1-score precision recall support
AFIB 0.921615 0.931644 0.912069 204.0
GSVT 0.952804 0.948830 0.956965 300.0
SB 0.972329 0.971459 0.973200 892.0
SR 0.963140 0.963148 0.963140 681.0
macro avg 0.952472 0.953770 0.951344 2077.0
micro avg 0.961552 0.961552 0.961552 2077.0
weighted avg 0.961515 0.961555 0.961552 2077.0
The result of Model Number:Dataset Number:Featuregroup Number:Rescale of 3 : 1 : 8 : 1

f1-score precision recall support
AFIB 0.516723 0.562890 0.545671 204.0
GSVT 0.701854 0.690381 0.713957 300.0
SB 0.597494 0.592943 0.602160 892.0
SR 0.730638 0.722371 0.739118 681.0
macro avg 0.636678 0.642146 0.650227 2077.0
micro avg 0.657665 0.657665 0.657665 2077.0
weighted avg 0.648290 0.646502 0.657665 2077.0
The result of Model Number:Dataset Number:Featuregroup Number:Rescale of 3 : 1 : 9 : 0

f1-score precision recall support
AFIB 0.793201 0.818968 0.769157 204.0
GSVT 0.808238 0.801003 0.815765 300.0
SB 0.827457 0.821785 0.833209 892.0
SR 0.813962 0.817396 0.810605 681.0
macro avg 0.810715 0.814788 0.807184 2077.0
micro avg 0.816987 0.816987 0.816987 2077.0
weighted avg 0.816892 0.817068 0.816987 2077.0
The result of Model Number:Dataset Number:Featuregroup Number:Rescale of 3 : 1 : 9 : 1

f1-score precision recall support
AFIB 0.702159 0.723611 0.682020 875.0
GSVT 0.745141 0.742617 0.747747 691.0
SB 0.814249 0.810978 0.817550 1553.0
SR 0.771184 0.757808 0.785117 907.0
macro avg 0.758183 0.758754 0.758109 4026.0
micro avg 0.768807 0.768807 0.768807 4026.0

weighted avg 0.768324 0.768278 0.768807 4026.0

The result of Model Number:Dataset Number:Featuregroup Number:Rescale of 3 : 1 : 10 :
0

f1-score precision recall support

AFIB	0.732230	0.742011	0.722911	204.0
GSVT	0.745166	0.740626	0.749875	300.0
SB	0.763128	0.762452	0.763811	892.0
SR	0.757489	0.757604	0.757379	681.0
macro avg	0.749503	0.750673	0.748494	2077.0
micro avg	0.755672	0.755672	0.755672	2077.0
weighted avg	0.755650	0.755702	0.755672	2077.0

The result of Model Number:Dataset Number:Featuregroup Number:Rescale of 3 : 1 : 10 :
1

f1-score precision recall support

AFIB	0.674434	0.679715	0.669269	875.0
GSVT	0.676212	0.667582	0.685110	691.0
SB	0.709270	0.706426	0.712145	1553.0
SR	0.694286	0.701101	0.687627	907.0
macro avg	0.688550	0.688706	0.688538	4026.0
micro avg	0.692663	0.692663	0.692663	4026.0
weighted avg	0.692649	0.692754	0.692663	4026.0

The result of Model Number:Dataset Number:Featuregroup Number:Rescale of 4 : 0 : 0 : 0

f1-score precision recall support

AFIB	0.773062	0.779190	0.767050	875.0
GSVT	0.782863	0.779412	0.786372	691.0
SB	0.832483	0.829191	0.835806	1553.0
SR	0.812026	0.814320	0.809783	907.0
macro avg	0.800108	0.800528	0.799753	4026.0
micro avg	0.806515	0.806515	0.806515	4026.0
weighted avg	0.806443	0.806430	0.806515	4026.0

The result of Model Number:Dataset Number:Featuregroup Number:Rescale of 4 : 0 : 0 : 1

f1-score precision recall support

AFIB	0.878159	0.866947	0.889716	875.0
GSVT	0.893572	0.898697	0.888530	691.0
SB	0.956514	0.952497	0.960575	1553.0
SR	0.928350	0.943376	0.913811	907.0
macro avg	0.914149	0.915379	0.913158	4026.0
micro avg	0.922274	0.922274	0.922274	4026.0
weighted avg	0.922337	0.922615	0.922274	4026.0

The result of Model Number:Dataset Number:Featuregroup Number:Rescale of 4 : 0 : 1 : 0

f1-score precision recall support

AFIB	0.617145	0.593552	0.655966	875.0
GSVT	0.639467	0.617397	0.669402	691.0

SB 0.712485 0.699908 0.726304 1553.0
SR 0.603458 0.725624 0.521005 907.0
macro avg 0.643139 0.659120 0.643169 4026.0
micro avg 0.654999 0.654999 0.654999 4026.0
weighted avg 0.654669 0.668425 0.654999 4026.0

The result of Model Number:Dataset Number:Featuregroup Number:Rescale of 4 : 0 : 1 : 1

f1-score precision recall support

AFIB 0.664921 0.656874 0.673196 875.0
GSVT 0.673921 0.680831 0.667203 691.0
SB 0.715773 0.713443 0.718123 1553.0
SR 0.700117 0.707311 0.693092 907.0
macro avg 0.688683 0.689615 0.687904 4026.0
micro avg 0.693980 0.693980 0.693980 4026.0
weighted avg 0.694011 0.694170 0.693980 4026.0

The result of Model Number:Dataset Number:Featuregroup Number:Rescale of 4 : 0 : 2 : 0

f1-score precision recall support

AFIB 0.648596 0.640255 0.657204 875.0
GSVT 0.661799 0.667278 0.656437 691.0
SB 0.707597 0.704447 0.710782 1553.0
SR 0.687460 0.697628 0.677601 907.0
macro avg 0.676363 0.677402 0.675506 4026.0
micro avg 0.682335 0.682335 0.682335 4026.0
weighted avg 0.682377 0.682580 0.682335 4026.0

The result of Model Number:Dataset Number:Featuregroup Number:Rescale of 4 : 0 : 2 : 1

f1-score precision recall support

AFIB 0.642584 0.647906 0.723783 204.0
GSVT 0.696839 0.667013 0.786198 300.0
SB 0.636240 0.634029 0.638468 892.0
SR 0.629914 0.630033 0.629799 681.0
macro avg 0.651394 0.644745 0.694562 2077.0
micro avg 0.665343 0.665343 0.665343 2077.0
weighted avg 0.643542 0.638846 0.665343 2077.0

The result of Model Number:Dataset Number:Featuregroup Number:Rescale of 4 : 0 : 3 : 0

f1-score precision recall support

AFIB 0.666620 0.657876 0.675630 875.0
GSVT 0.676826 0.684349 0.669478 691.0
SB 0.717861 0.716167 0.719568 1553.0
SR 0.699888 0.706187 0.693710 907.0
macro avg 0.690299 0.691145 0.689597 4026.0
micro avg 0.695596 0.695596 0.695596 4026.0
weighted avg 0.695633 0.695789 0.695596 4026.0

The result of Model Number:Dataset Number:Featuregroup Number:Rescale of 4 : 0 : 3 : 1

f1-score precision recall support

AFIB 0.644225 0.643188 0.645528 875.0
GSVT 0.659245 0.655809 0.662756 691.0
SB 0.689275 0.683436 0.695221 1553.0
SR 0.662963 0.677702 0.649075 907.0
macro avg 0.663927 0.665034 0.663145 4026.0
micro avg 0.668453 0.668453 0.668453 4026.0
weighted avg 0.668402 0.668655 0.668453 4026.0

The result of Model Number:Dataset Number:Featuregroup Number:Rescale of 4 : 0 : 4 : 0

f1-score precision recall support

AFIB 0.673703 0.665101 0.682569 875.0
GSVT 0.685528 0.689459 0.681659 691.0
SB 0.733815 0.730733 0.736930 1553.0
SR 0.712208 0.723736 0.701054 907.0
macro avg 0.701313 0.702257 0.700553 4026.0
micro avg 0.707547 0.707547 0.707547 4026.0
weighted avg 0.707595 0.707808 0.707547 4026.0

The result of Model Number:Dataset Number:Featuregroup Number:Rescale of 4 : 0 : 4 : 1

f1-score precision recall support

AFIB 0.702998 0.778750 0.641240 204.0
GSVT 0.828650 0.817035 0.840814 300.0
SB 0.879826 0.876994 0.882686 892.0
SR 0.857300 0.844260 0.870772 681.0
macro avg 0.817194 0.829260 0.808878 2077.0
micro avg 0.849017 0.849017 0.849017 2077.0
weighted avg 0.847681 0.847951 0.849017 2077.0

The result of Model Number:Dataset Number:Featuregroup Number:Rescale of 4 : 0 : 5 : 0

f1-score precision recall support

AFIB 0.733480 0.818058 0.664849 204.0
GSVT 0.864848 0.849795 0.880628 300.0
SB 0.923390 0.919297 0.927530 892.0
SR 0.901962 0.889629 0.914669 681.0
macro avg 0.855920 0.869195 0.846919 2077.0
micro avg 0.890738 0.890738 0.890738 2077.0
weighted avg 0.889256 0.889587 0.890738 2077.0

The result of Model Number:Dataset Number:Featuregroup Number:Rescale of 4 : 0 : 5 : 1

f1-score precision recall support

AFIB 0.713436 0.713943 0.712943 875.0
GSVT 0.723049 0.724475 0.721691 691.0
SB 0.768000 0.765448 0.770572 1553.0
SR 0.749954 0.752742 0.747212 907.0
macro avg 0.738610 0.739152 0.738104 4026.0
micro avg 0.744395 0.744395 0.744395 4026.0
weighted avg 0.744361 0.744359 0.744395 4026.0

The result of Model Number:Dataset Number:Featuregroup Number:Rescale of 4 : 0 : 6 : 0

	f1-score	precision	recall	support
AFIB	0.840055	0.905529	0.783800	204.0
GSVT	0.865672	0.880326	0.851535	300.0
SB	0.917450	0.909006	0.926080	892.0
SR	0.880934	0.868160	0.894131	681.0
macro avg	0.876028	0.890755	0.863887	2077.0
micro avg	0.890863	0.890863	0.890863	2077.0
weighted avg	0.890397	0.891129	0.890863	2077.0

The result of Model Number:Dataset Number:Featuregroup Number:Rescale of 4 : 0 : 6 : 1

	f1-score	precision	recall	support
AFIB	0.669328	0.663053	0.675808	875.0
GSVT	0.634587	0.619334	0.681236	691.0
SB	0.733781	0.731087	0.736516	1553.0
SR	0.570722	0.574724	0.566783	907.0
macro avg	0.652105	0.647050	0.665086	4026.0
micro avg	0.675596	0.675596	0.675596	4026.0
weighted avg	0.666013	0.661894	0.675596	4026.0

The result of Model Number:Dataset Number:Featuregroup Number:Rescale of 4 : 0 : 7 : 0

	f1-score	precision	recall	support
AFIB	0.728959	0.724368	0.821122	204.0
GSVT	0.888613	0.884042	0.893381	300.0
SB	0.913914	0.909566	0.918315	892.0
SR	0.716863	0.719225	0.714949	681.0
macro avg	0.812087	0.809300	0.836941	2077.0
micro avg	0.838488	0.838488	0.838488	2077.0
weighted avg	0.827485	0.825281	0.838488	2077.0

The result of Model Number:Dataset Number:Featuregroup Number:Rescale of 4 : 0 : 7 : 1

	f1-score	precision	recall	support
AFIB	0.874411	0.885746	0.863595	204.0
GSVT	0.908245	0.907658	0.908860	300.0
SB	0.927383	0.925424	0.929356	892.0
SR	0.918055	0.917534	0.918597	681.0
macro avg	0.907024	0.909091	0.905102	2077.0
micro avg	0.916409	0.916409	0.916409	2077.0
weighted avg	0.916357	0.916374	0.916409	2077.0

The result of Model Number:Dataset Number:Featuregroup Number:Rescale of 4 : 0 : 8 : 0

	f1-score	precision	recall	support
AFIB	0.874674	0.897573	0.853314	204.0
GSVT	0.823008	0.846927	0.800851	300.0
SB	0.868449	0.837873	0.901358	892.0
SR	0.787143	0.812778	0.763235	681.0
macro avg	0.838319	0.848788	0.829689	2077.0

micro avg 0.836834 0.836834 0.836834 2077.0
weighted avg 0.835839 0.836816 0.836834 2077.0
The result of Model Number:Dataset Number:Featuregroup Number:Rescale of 4 : 0 : 8 : 1

	f1-score	precision	recall	support
AFIB	0.768705	0.751236	0.787059	875.0
GSVT	0.795049	0.807942	0.782626	691.0
SB	0.848231	0.848236	0.848231	1553.0
SR	0.826521	0.835937	0.817317	907.0
macro avg	0.809626	0.810838	0.808808	4026.0
micro avg	0.816711	0.816711	0.816711	4026.0
weighted avg	0.816928	0.817468	0.816711	4026.0

The result of Model Number:Dataset Number:Featuregroup Number:Rescale of 4 : 0 : 9 : 0

	f1-score	precision	recall	support
AFIB	0.670269	0.683257	0.658066	204.0
GSVT	0.696260	0.690438	0.702309	300.0
SB	0.709252	0.707828	0.710683	892.0
SR	0.702489	0.703217	0.701766	681.0
macro avg	0.694567	0.696185	0.693206	2077.0
micro avg	0.701382	0.701382	0.701382	2077.0
weighted avg	0.701329	0.701391	0.701382	2077.0

The result of Model Number:Dataset Number:Featuregroup Number:Rescale of 4 : 0 : 9 : 1

	f1-score	precision	recall	support
AFIB	0.841106	0.879087	0.806545	204.0
GSVT	0.870361	0.860586	0.880518	300.0
SB	0.837254	0.800752	0.895874	892.0
SR	0.697548	0.703495	0.691818	681.0
macro avg	0.811567	0.810980	0.818689	2077.0
micro avg	0.817977	0.817977	0.817977	2077.0
weighted avg	0.796608	0.785200	0.817977	2077.0

The result of Model Number:Dataset Number:Featuregroup Number:Rescale of 4 : 0 : 10 : 0

	f1-score	precision	recall	support
AFIB	0.666631	0.679474	0.654580	204.0
GSVT	0.679150	0.668115	0.690679	300.0
SB	0.690488	0.682253	0.698926	892.0
SR	0.677643	0.690348	0.665409	681.0
macro avg	0.678478	0.680047	0.677398	2077.0
micro avg	0.682390	0.682390	0.682390	2077.0
weighted avg	0.682296	0.682592	0.682390	2077.0

The result of Model Number:Dataset Number:Featuregroup Number:Rescale of 4 : 0 : 10 : 1

	f1-score	precision	recall	support
AFIB	0.766052	0.749682	0.783197	875.0

GSVT 0.793295 0.805426 0.781595 691.0
SB 0.845651 0.845763 0.845543 1553.0
SR 0.823865 0.832397 0.815509 907.0
macro avg 0.807216 0.808317 0.806461 4026.0
micro avg 0.814251 0.814251 0.814251 4026.0
weighted avg 0.814457 0.814946 0.814251 4026.0
The result of Model Number:Dataset Number:Featuregroup Number:Rescale of 4 : 1 : 0 : 0

f1-score precision recall support
AFIB 0.712194 0.785398 0.651910 204.0
GSVT 0.847490 0.836037 0.859345 300.0
SB 0.902516 0.898907 0.906158 892.0
SR 0.878021 0.866152 0.890257 681.0
macro avg 0.835055 0.846623 0.826918 2077.0
micro avg 0.869211 0.869211 0.869211 2077.0
weighted avg 0.867844 0.867938 0.869211 2077.0
The result of Model Number:Dataset Number:Featuregroup Number:Rescale of 4 : 1 : 0 : 1

f1-score precision recall support
AFIB 0.859406 0.867138 0.852079 875.0
GSVT 0.876912 0.859131 0.895651 691.0
SB 0.929971 0.919625 0.940664 1553.0
SR 0.893068 0.919615 0.868221 907.0
macro avg 0.889839 0.891377 0.889154 4026.0
micro avg 0.897365 0.897365 0.897365 4026.0
weighted avg 0.897214 0.897833 0.897365 4026.0
The result of Model Number:Dataset Number:Featuregroup Number:Rescale of 4 : 1 : 1 : 0

f1-score precision recall support
AFIB 0.801877 0.783655 0.821023 875.0
GSVT 0.829359 0.842808 0.816400 691.0
SB 0.884835 0.884841 0.884836 1553.0
SR 0.862189 0.872011 0.852587 907.0
macro avg 0.844565 0.845829 0.843712 4026.0
micro avg 0.851956 0.851956 0.851956 4026.0
weighted avg 0.852182 0.852745 0.851956 4026.0
The result of Model Number:Dataset Number:Featuregroup Number:Rescale of 4 : 1 : 1 : 1

f1-score precision recall support
AFIB 0.833009 0.851307 0.815793 204.0
GSVT 0.859855 0.852906 0.867037 300.0
SB 0.877876 0.876796 0.878959 892.0
SR 0.870465 0.869708 0.871229 681.0
macro avg 0.860301 0.862679 0.858255 2077.0
micro avg 0.868499 0.868499 0.868499 2077.0
weighted avg 0.868437 0.868518 0.868499 2077.0
The result of Model Number:Dataset Number:Featuregroup Number:Rescale of 4 : 1 : 2 : 0

f1-score precision recall support
AFIB 0.648997 0.639789 0.658489 875.0
GSVT 0.662349 0.668805 0.656022 691.0
SB 0.704868 0.702571 0.707182 1553.0
SR 0.688407 0.697206 0.679836 907.0
macro avg 0.676155 0.677093 0.675382 4026.0
micro avg 0.681658 0.681658 0.681658 4026.0
weighted avg 0.681719 0.681922 0.681658 4026.0

The result of Model Number:Dataset Number:Featuregroup Number:Rescale of 4 : 1 : 2 : 1

f1-score precision recall support
AFIB 0.889298 0.897372 0.881824 204.0
GSVT 0.918690 0.913138 0.924550 300.0
SB 0.937910 0.936653 0.939171 892.0
SR 0.929232 0.931158 0.927319 681.0
macro avg 0.918782 0.919580 0.918216 2077.0
micro avg 0.927541 0.927541 0.927541 2077.0
weighted avg 0.927514 0.927597 0.927541 2077.0

The result of Model Number:Dataset Number:Featuregroup Number:Rescale of 4 : 1 : 3 : 0

f1-score precision recall support
AFIB 0.795935 0.797188 0.794788 204.0
GSVT 0.815184 0.813912 0.816528 300.0
SB 0.832000 0.830985 0.833024 892.0
SR 0.826174 0.827759 0.824598 681.0
macro avg 0.817323 0.817461 0.817235 2077.0
micro avg 0.824123 0.824123 0.824123 2077.0
weighted avg 0.824119 0.824142 0.824123 2077.0

The result of Model Number:Dataset Number:Featuregroup Number:Rescale of 4 : 1 : 3 : 1

f1-score precision recall support
AFIB 0.614795 0.627715 0.602420 875.0
GSVT 0.654684 0.656933 0.652483 691.0
SB 0.713288 0.709926 0.716685 1553.0
SR 0.675207 0.666215 0.684501 907.0
macro avg 0.664493 0.665197 0.664022 4026.0
micro avg 0.673581 0.673581 0.673581 4026.0
weighted avg 0.673244 0.673116 0.673581 4026.0

The result of Model Number:Dataset Number:Featuregroup Number:Rescale of 4 : 1 : 4 : 0

f1-score precision recall support
AFIB 0.827472 0.864837 0.793472 204.0
GSVT 0.856252 0.846636 0.866245 300.0
SB 0.823683 0.787772 0.881352 892.0
SR 0.686241 0.692092 0.680604 681.0
macro avg 0.798412 0.797834 0.805418 2077.0
micro avg 0.804718 0.804718 0.804718 2077.0

weighted avg 0.783695 0.772472 0.804718 2077.0

The result of Model Number:Dataset Number:Featuregroup Number:Rescale of 4 : 1 : 4 : 1

f1-score precision recall support

AFIB	0.793206	0.800960	0.785786	875.0
GSVT	0.787147	0.781174	0.793470	691.0
SB	0.832891	0.824321	0.841714	1553.0
SR	0.806454	0.819423	0.794116	907.0
macro avg	0.804924	0.806470	0.803771	4026.0
micro avg	0.810555	0.810555	0.810555	4026.0
weighted avg	0.810459	0.810735	0.810555	4026.0

The result of Model Number:Dataset Number:Featuregroup Number:Rescale of 4 : 1 : 5 : 0

f1-score precision recall support

AFIB	0.839272	0.857968	0.821615	204.0
GSVT	0.849626	0.837183	0.862799	300.0
SB	0.868826	0.860191	0.877673	892.0
SR	0.852799	0.865048	0.840918	681.0
macro avg	0.852631	0.855098	0.850751	2077.0
micro avg	0.857968	0.857968	0.857968	2077.0
weighted avg	0.857895	0.858242	0.857968	2077.0

The result of Model Number:Dataset Number:Featuregroup Number:Rescale of 4 : 1 : 5 : 1

f1-score precision recall support

AFIB	0.665517	0.672912	0.658624	204.0
GSVT	0.686132	0.682226	0.690282	300.0
SB	0.699782	0.698844	0.700723	892.0
SR	0.693829	0.694758	0.692911	681.0
macro avg	0.686315	0.687185	0.685635	2077.0
micro avg	0.692519	0.692519	0.692519	2077.0
weighted avg	0.692493	0.692557	0.692519	2077.0

The result of Model Number:Dataset Number:Featuregroup Number:Rescale of 4 : 1 : 6 : 0

f1-score precision recall support

AFIB	0.846988	0.865829	0.829131	204.0
GSVT	0.883074	0.877587	0.888665	300.0
SB	0.902244	0.900344	0.904163	892.0
SR	0.892634	0.892003	0.893294	681.0
macro avg	0.881235	0.883940	0.878813	2077.0
micro avg	0.890991	0.890991	0.890991	2077.0
weighted avg	0.890897	0.890932	0.890991	2077.0

The result of Model Number:Dataset Number:Featuregroup Number:Rescale of 4 : 1 : 6 : 1

f1-score precision recall support

AFIB	0.819815	0.835701	0.804890	204.0
GSVT	0.851606	0.844485	0.859005	300.0
SB	0.867496	0.865755	0.869246	892.0
SR	0.859224	0.860114	0.858340	681.0

macro avg 0.849535 0.851514 0.847870 2077.0
micro avg 0.857870 0.857870 0.857870 2077.0
weighted avg 0.857806 0.857882 0.857870 2077.0

The result of Model Number:Dataset Number:Featuregroup Number:Rescale of 4 : 1 : 7 : 0

f1-score precision recall support
AFIB 0.758591 0.762350 0.754950 875.0
GSVT 0.766144 0.767248 0.765159 691.0
SB 0.806470 0.802728 0.810255 1553.0
SR 0.791624 0.793606 0.789695 907.0
macro avg 0.780707 0.781483 0.780015 4026.0
micro avg 0.785863 0.785863 0.785863 4026.0
weighted avg 0.785798 0.785808 0.785863 4026.0

The result of Model Number:Dataset Number:Featuregroup Number:Rescale of 4 : 1 : 7 : 1

f1-score precision recall support
AFIB 0.834841 0.880254 0.794097 204.0
GSVT 0.876429 0.863173 0.890133 300.0
SB 0.897256 0.891419 0.903183 892.0
SR 0.886186 0.886985 0.885410 681.0
macro avg 0.873678 0.880458 0.868206 2077.0
micro avg 0.884757 0.884757 0.884757 2077.0
weighted avg 0.884488 0.884789 0.884757 2077.0

The result of Model Number:Dataset Number:Featuregroup Number:Rescale of 4 : 1 : 8 : 0

f1-score precision recall support
AFIB 0.824715 0.829241 0.820290 875.0
GSVT 0.825868 0.815427 0.836710 691.0
SB 0.868543 0.865058 0.872064 1553.0
SR 0.849898 0.860216 0.839878 907.0
macro avg 0.842256 0.842485 0.842236 4026.0
micro avg 0.847493 0.847493 0.847493 4026.0
weighted avg 0.847493 0.847664 0.847493 4026.0

The result of Model Number:Dataset Number:Featuregroup Number:Rescale of 4 : 1 : 8 : 1

f1-score precision recall support
AFIB 0.817022 0.820895 0.813190 875.0
GSVT 0.827157 0.823254 0.831115 691.0
SB 0.872457 0.870616 0.874311 1553.0
SR 0.855924 0.858321 0.853561 907.0
macro avg 0.843140 0.843271 0.843044 4026.0
micro avg 0.848939 0.848939 0.848939 4026.0
weighted avg 0.848909 0.848911 0.848939 4026.0

The result of Model Number:Dataset Number:Featuregroup Number:Rescale of 4 : 1 : 9 : 0

f1-score precision recall support
AFIB 0.731597 0.736380 0.726920 204.0
GSVT 0.749926 0.748199 0.751671 300.0

SB 0.763313 0.762211 0.764423 892.0
SR 0.757297 0.758088 0.756521 681.0
macro avg 0.750533 0.751220 0.749884 2077.0
micro avg 0.756307 0.756307 0.756307 2077.0
weighted avg 0.756292 0.756299 0.756307 2077.0

The result of Model Number:Dataset Number:Featuregroup Number:Rescale of 4 : 1 : 9 : 1

f1-score precision recall support

AFIB 0.699335 0.716076 0.684384 204.0
GSVT 0.719929 0.709785 0.730668 300.0
SB 0.738635 0.731131 0.746329 892.0
SR 0.720981 0.731391 0.710920 681.0
macro avg 0.719720 0.722096 0.718075 2077.0
micro avg 0.726373 0.726373 0.726373 2077.0
weighted avg 0.726285 0.726654 0.726373 2077.0

The result of Model Number:Dataset Number:Featuregroup Number:Rescale of 4 : 1 : 10 : 0

f1-score precision recall support

AFIB 0.681167 0.754744 0.620786 204.0
GSVT 0.789618 0.776776 0.803016 300.0
SB 0.842079 0.838245 0.845949 892.0
SR 0.821732 0.811276 0.832474 681.0
macro avg 0.783649 0.795260 0.775556 2077.0
micro avg 0.813215 0.813215 0.813215 2077.0
weighted avg 0.812026 0.812323 0.813215 2077.0

The result of Model Number:Dataset Number:Featuregroup Number:Rescale of 4 : 1 : 10 : 1

f1-score precision recall support

AFIB 0.844401 0.849018 0.839861 875.0
GSVT 0.840377 0.833291 0.847668 691.0
SB 0.883866 0.875496 0.892402 1553.0
SR 0.850971 0.866845 0.835680 907.0
macro avg 0.854904 0.856163 0.853903 4026.0
micro avg 0.860526 0.860526 0.860526 4026.0
weighted avg 0.860414 0.860549 0.860526 4026.0

The result of Model Number:Dataset Number:Featuregroup Number:Rescale of 5 : 0 : 0 : 0

f1-score precision recall support

AFIB 0.748703 0.748028 0.749451 875.0
GSVT 0.761673 0.754699 0.768837 691.0
SB 0.799285 0.792258 0.806439 1553.0
SR 0.761656 0.780485 0.743780 907.0
macro avg 0.767829 0.768868 0.767127 4026.0
micro avg 0.773483 0.773483 0.773483 4026.0
weighted avg 0.773359 0.773547 0.773483 4026.0

The result of Model Number:Dataset Number:Featuregroup Number:Rescale of 5 : 0 : 0 : 1

	f1-score	precision	recall	support
AFIB	0.703666	0.694436	0.713177	875.0
GSVT	0.714439	0.722380	0.706683	691.0
SB	0.757755	0.755966	0.759556	1553.0
SR	0.738783	0.745432	0.732262	907.0
macro avg	0.728661	0.729554	0.727919	4026.0
micro avg	0.734252	0.734252	0.734252	4026.0
weighted avg	0.734291	0.734456	0.734252	4026.0

The result of Model Number:Dataset Number:Featuregroup Number:Rescale of 5 : 0 : 1 : 0

	f1-score	precision	recall	support
AFIB	0.653742	0.722867	0.597023	204.0
GSVT	0.752215	0.743510	0.761271	300.0
SB	0.795301	0.792031	0.798600	892.0
SR	0.778222	0.766695	0.790109	681.0
macro avg	0.744870	0.756276	0.736751	2077.0
micro avg	0.770626	0.770626	0.770626	2077.0
weighted avg	0.769574	0.769922	0.770626	2077.0

The result of Model Number:Dataset Number:Featuregroup Number:Rescale of 5 : 0 : 1 : 1

	f1-score	precision	recall	support
AFIB	0.837360	0.826943	0.848136	875.0
GSVT	0.863576	0.874390	0.853112	691.0
SB	0.921315	0.920317	0.922322	1553.0
SR	0.896466	0.901063	0.891920	907.0
macro avg	0.879679	0.880678	0.878872	4026.0
micro avg	0.887471	0.887471	0.887471	4026.0
weighted avg	0.887560	0.887803	0.887471	4026.0

The result of Model Number:Dataset Number:Featuregroup Number:Rescale of 5 : 0 : 2 : 0

	f1-score	precision	recall	support
AFIB	0.687223	0.688414	0.686047	875.0
GSVT	0.695556	0.687563	0.703793	691.0
SB	0.732444	0.723612	0.741497	1553.0
SR	0.697629	0.718767	0.677715	907.0
macro avg	0.703213	0.704589	0.702263	4026.0
micro avg	0.708605	0.708605	0.708605	4026.0
weighted avg	0.708441	0.708684	0.708605	4026.0

The result of Model Number:Dataset Number:Featuregroup Number:Rescale of 5 : 0 : 2 : 1

	f1-score	precision	recall	support
AFIB	0.640616	0.690546	0.597717	204.0
GSVT	0.660152	0.671327	0.649371	300.0
SB	0.699637	0.693197	0.706218	892.0
SR	0.671790	0.662048	0.681854	681.0
macro avg	0.668049	0.679280	0.658790	2077.0

micro avg 0.679362 0.679362 0.679362 2077.0
weighted avg 0.679006 0.679565 0.679362 2077.0
The result of Model Number:Dataset Number:Featuregroup Number:Rescale of 5 : 0 : 3 : 0

	f1-score	precision	recall	support
AFIB	0.903176	0.921373	0.886264	204.0
GSVT	0.932157	0.924670	0.939945	300.0
SB	0.952337	0.951378	0.953298	892.0
SR	0.943656	0.943114	0.944209	681.0
macro avg	0.932831	0.935134	0.930929	2077.0
micro avg	0.941805	0.941805	0.941805	2077.0
weighted avg	0.941747	0.941864	0.941805	2077.0

The result of Model Number:Dataset Number:Featuregroup Number:Rescale of 5 : 0 : 3 : 1

	f1-score	precision	recall	support
AFIB	0.786806	0.777526	0.796351	875.0
GSVT	0.800135	0.805198	0.795164	691.0
SB	0.853098	0.851951	0.854252	1553.0
SR	0.832140	0.840023	0.824431	907.0
macro avg	0.818045	0.818674	0.817549	4026.0
micro avg	0.824808	0.824808	0.824808	4026.0
weighted avg	0.824879	0.825064	0.824808	4026.0

The result of Model Number:Dataset Number:Featuregroup Number:Rescale of 5 : 0 : 4 : 0

	f1-score	precision	recall	support
AFIB	0.585311	0.581625	0.659312	204.0
GSVT	0.713504	0.709834	0.717332	300.0
SB	0.733819	0.730328	0.737353	892.0
SR	0.575599	0.577495	0.574062	681.0
macro avg	0.652058	0.649820	0.672015	2077.0
micro avg	0.673257	0.673257	0.673257	2077.0
weighted avg	0.664422	0.662652	0.673257	2077.0

The result of Model Number:Dataset Number:Featuregroup Number:Rescale of 5 : 0 : 4 : 1

	f1-score	precision	recall	support
AFIB	0.680706	0.675291	0.686273	875.0
GSVT	0.653716	0.641286	0.666691	691.0
SB	0.686098	0.633328	0.748473	1553.0
SR	0.525361	0.671751	0.431455	907.0
macro avg	0.636470	0.655414	0.633223	4026.0
micro avg	0.649498	0.649498	0.649498	4026.0
weighted avg	0.643157	0.652470	0.649498	4026.0

The result of Model Number:Dataset Number:Featuregroup Number:Rescale of 5 : 0 : 5 : 0

	f1-score	precision	recall	support
AFIB	0.833369	0.850678	0.816943	875.0
GSVT	0.812701	0.784474	0.879041	691.0
SB	0.957895	0.953576	0.962270	1553.0

SR 0.728237 0.716480 0.740453 907.0
macro avg 0.833051 0.826302 0.849677 4026.0
micro avg 0.866428 0.866428 0.866428 4026.0
weighted avg 0.854172 0.848774 0.866428 4026.0

The result of Model Number:Dataset Number:Featuregroup Number:Rescale of 5 : 0 : 5 : 1

f1-score precision recall support
AFIB 0.683796 0.709148 0.660292 204.0
GSVT 0.704282 0.695476 0.713403 300.0
SB 0.722141 0.715552 0.728859 892.0
SR 0.703156 0.708612 0.697789 681.0
macro avg 0.703344 0.707197 0.700086 2077.0
micro avg 0.709705 0.709705 0.709705 2077.0
weighted avg 0.709570 0.709748 0.709705 2077.0

The result of Model Number:Dataset Number:Featuregroup Number:Rescale of 5 : 0 : 6 : 0

f1-score precision recall support
AFIB 0.733804 0.724591 0.743467 875.0
GSVT 0.680824 0.701437 0.663665 691.0
SB 0.733016 0.678934 0.798397 1553.0
SR 0.569943 0.697567 0.486002 907.0
macro avg 0.679397 0.700632 0.672883 4026.0
micro avg 0.692956 0.692956 0.692956 4026.0
weighted avg 0.687491 0.696917 0.692956 4026.0

The result of Model Number:Dataset Number:Featuregroup Number:Rescale of 5 : 0 : 6 : 1

f1-score precision recall support
AFIB 0.614883 0.681141 0.560867 204.0
GSVT 0.724787 0.714628 0.735426 300.0
SB 0.769548 0.767071 0.772050 892.0
SR 0.749846 0.738440 0.761628 681.0
macro avg 0.714766 0.725320 0.707493 2077.0
micro avg 0.742601 0.742601 0.742601 2077.0
weighted avg 0.741432 0.741669 0.742601 2077.0

The result of Model Number:Dataset Number:Featuregroup Number:Rescale of 5 : 0 : 7 : 0

f1-score precision recall support
AFIB 0.721700 0.800939 0.656901 204.0
GSVT 0.842682 0.832147 0.853653 300.0
SB 0.896572 0.891997 0.901195 892.0
SR 0.875569 0.863328 0.888166 681.0
macro avg 0.834131 0.847103 0.824979 2077.0
micro avg 0.866062 0.866062 0.866062 2077.0
weighted avg 0.864726 0.865009 0.866062 2077.0

The result of Model Number:Dataset Number:Featuregroup Number:Rescale of 5 : 0 : 7 : 1

f1-score precision recall support
AFIB 0.780722 0.798558 0.763863 204.0

GSVT 0.816189 0.811108 0.821354 300.0
SB 0.833816 0.831230 0.836430 892.0
SR 0.824267 0.824648 0.823908 681.0
macro avg 0.813748 0.816386 0.811389 2077.0
micro avg 0.823020 0.823020 0.823020 2077.0
weighted avg 0.822924 0.822957 0.823020 2077.0

The result of Model Number:Dataset Number:Featuregroup Number:Rescale of 5 : 0 : 8 : 0

f1-score precision recall support

AFIB 0.896044 0.923642 0.870227 204.0
GSVT 0.918903 0.907654 0.930535 300.0
SB 0.943862 0.938254 0.949569 892.0
SR 0.927953 0.932529 0.923457 681.0
macro avg 0.921691 0.925520 0.918447 2077.0
micro avg 0.930466 0.930466 0.930466 2077.0
weighted avg 0.930344 0.930522 0.930466 2077.0

The result of Model Number:Dataset Number:Featuregroup Number:Rescale of 5 : 0 : 8 : 1

f1-score precision recall support

AFIB 0.682942 0.687819 0.678257 204.0
GSVT 0.706823 0.706367 0.707292 300.0
SB 0.720965 0.719365 0.722579 892.0
SR 0.714520 0.715384 0.713680 681.0
macro avg 0.706312 0.707234 0.705452 2077.0
micro avg 0.713100 0.713100 0.713100 2077.0
weighted avg 0.713074 0.713084 0.713100 2077.0

The result of Model Number:Dataset Number:Featuregroup Number:Rescale of 5 : 0 : 9 : 0

f1-score precision recall support

AFIB 0.683982 0.673759 0.694545 875.0
GSVT 0.697096 0.703058 0.691246 691.0
SB 0.744831 0.742266 0.747418 1553.0
SR 0.723030 0.733814 0.712583 907.0
macro avg 0.712235 0.713224 0.711448 4026.0
micro avg 0.718438 0.718438 0.718438 4026.0
weighted avg 0.718502 0.718743 0.718438 4026.0

The result of Model Number:Dataset Number:Featuregroup Number:Rescale of 5 : 0 : 9 : 1

f1-score precision recall support

AFIB 0.634668 0.625852 0.643797 875.0
GSVT 0.657348 0.666117 0.648892 691.0
SB 0.698317 0.696886 0.699756 1553.0
SR 0.680142 0.685397 0.674967 907.0
macro avg 0.667619 0.668563 0.666853 4026.0
micro avg 0.673279 0.673279 0.673279 4026.0
weighted avg 0.673357 0.673579 0.673279 4026.0

The result of Model Number:Dataset Number:Featuregroup Number:Rescale of 5 : 0 : 10 : 0

	f1-score	precision	recall	support
AFIB	0.845734	0.881981	0.812670	204.0
GSVT	0.874154	0.860946	0.887829	300.0
SB	0.891492	0.882675	0.900489	892.0
SR	0.867339	0.874759	0.860076	681.0
macro avg	0.869680	0.875090	0.865266	2077.0
micro avg	0.876784	0.876784	0.876784	2077.0
weighted avg	0.876574	0.876873	0.876784	2077.0

The result of Model Number:Dataset Number:Featuregroup Number:Rescale of 5 : 0 : 10 : 1

	f1-score	precision	recall	support
AFIB	0.571556	0.623321	0.528682	204.0
GSVT	0.663395	0.655815	0.671357	300.0
SB	0.703491	0.701690	0.705305	892.0
SR	0.686267	0.676974	0.695838	681.0
macro avg	0.656177	0.664450	0.650296	2077.0
micro avg	0.679950	0.679950	0.679950	2077.0
weighted avg	0.679094	0.679263	0.679950	2077.0

The result of Model Number:Dataset Number:Featuregroup Number:Rescale of 5 : 1 : 0 : 0

	f1-score	precision	recall	support
AFIB	0.748401	0.765341	0.732291	204.0
GSVT	0.768317	0.764556	0.772150	300.0
SB	0.784035	0.781771	0.786318	892.0
SR	0.778998	0.778661	0.779346	681.0
macro avg	0.769938	0.772582	0.767526	2077.0
micro avg	0.776679	0.776679	0.776679	2077.0
weighted avg	0.776613	0.776651	0.776679	2077.0

The result of Model Number:Dataset Number:Featuregroup Number:Rescale of 5 : 1 : 0 : 1

	f1-score	precision	recall	support
AFIB	0.770215	0.779220	0.761563	204.0
GSVT	0.791403	0.787764	0.795097	300.0
SB	0.802608	0.800112	0.805125	892.0
SR	0.795695	0.797951	0.793487	681.0
macro avg	0.789980	0.791262	0.788818	2077.0
micro avg	0.795582	0.795582	0.795582	2077.0
weighted avg	0.795541	0.795568	0.795582	2077.0

The result of Model Number:Dataset Number:Featuregroup Number:Rescale of 5 : 1 : 1 : 0

	f1-score	precision	recall	support
AFIB	0.717979	0.717621	0.718369	875.0
GSVT	0.726910	0.731773	0.722169	691.0
SB	0.770624	0.768853	0.772408	1553.0

SR 0.748304 0.748126 0.748611 907.0
macro avg 0.740954 0.741594 0.740389 4026.0
micro avg 0.746679 0.746679 0.746679 4026.0
weighted avg 0.746651 0.746685 0.746679 4026.0

The result of Model Number:Dataset Number:Featuregroup Number:Rescale of 5 : 1 : 1 : 1

f1-score precision recall support
AFIB 0.754658 0.744175 0.765512 875.0
GSVT 0.781625 0.792053 0.771571 691.0
SB 0.830340 0.828639 0.832051 1553.0
SR 0.808729 0.814978 0.802576 907.0
macro avg 0.793838 0.794961 0.792927 4026.0
micro avg 0.800569 0.800569 0.800569 4026.0
weighted avg 0.800661 0.800924 0.800569 4026.0

The result of Model Number:Dataset Number:Featuregroup Number:Rescale of 5 : 1 : 2 : 0

f1-score precision recall support
AFIB 0.695303 0.765921 0.637275 204.0
GSVT 0.642108 0.686510 0.603401 300.0
SB 0.699065 0.653188 0.751885 892.0
SR 0.605053 0.636857 0.576439 681.0
macro avg 0.660382 0.685619 0.642250 2077.0
micro avg 0.661656 0.661656 0.661656 2077.0
weighted avg 0.659644 0.663719 0.661656 2077.0

The result of Model Number:Dataset Number:Featuregroup Number:Rescale of 5 : 1 : 2 : 1

f1-score precision recall support
AFIB 0.838216 0.881520 0.799216 204.0
GSVT 0.878941 0.870349 0.887722 300.0
SB 0.894438 0.887243 0.901756 892.0
SR 0.883390 0.884465 0.882353 681.0
macro avg 0.873746 0.880894 0.867762 2077.0
micro avg 0.883296 0.883296 0.883296 2077.0
weighted avg 0.883055 0.883330 0.883296 2077.0

The result of Model Number:Dataset Number:Featuregroup Number:Rescale of 5 : 1 : 3 : 0

f1-score precision recall support
AFIB 0.796129 0.794118 0.798275 875.0
GSVT 0.811661 0.807199 0.816217 691.0
SB 0.849874 0.844750 0.855072 1553.0
SR 0.824816 0.839703 0.810463 907.0
macro avg 0.820620 0.821442 0.820007 4026.0
micro avg 0.826009 0.826009 0.826009 4026.0
weighted avg 0.825989 0.826164 0.826009 4026.0

The result of Model Number:Dataset Number:Featuregroup Number:Rescale of 5 : 1 : 3 : 1

f1-score precision recall support
AFIB 0.767891 0.776246 0.759937 204.0

GSVT 0.793877 0.790566 0.797344 300.0
SB 0.810145 0.809420 0.810871 892.0
SR 0.802489 0.802496 0.802489 681.0
macro avg 0.793600 0.794682 0.792660 2077.0
micro avg 0.801166 0.801166 0.801166 2077.0
weighted avg 0.801135 0.801168 0.801166 2077.0
The result of Model Number:Dataset Number:Featuregroup Number:Rescale of 5 : 1 : 4 : 0

f1-score precision recall support
AFIB 0.846165 0.857467 0.835395 204.0
GSVT 0.861113 0.855867 0.866555 300.0
SB 0.881870 0.881088 0.882659 892.0
SR 0.875354 0.875487 0.875227 681.0
macro avg 0.866125 0.867477 0.864959 2077.0
micro avg 0.873254 0.873254 0.873254 2077.0
weighted avg 0.873229 0.873289 0.873254 2077.0
The result of Model Number:Dataset Number:Featuregroup Number:Rescale of 5 : 1 : 4 : 1

f1-score precision recall support
AFIB 0.830667 0.849451 0.812720 875.0
GSVT 0.880695 0.884444 0.877031 691.0
SB 0.956253 0.951746 0.960808 1553.0
SR 0.906036 0.892139 0.920412 907.0
macro avg 0.893413 0.894445 0.892743 4026.0
micro avg 0.905143 0.905143 0.905143 4026.0
weighted avg 0.904677 0.904533 0.905143 4026.0
The result of Model Number:Dataset Number:Featuregroup Number:Rescale of 5 : 1 : 5 : 0

f1-score precision recall support
AFIB 0.808471 0.828141 0.789912 204.0
GSVT 0.818634 0.807364 0.830331 300.0
SB 0.835164 0.826823 0.843680 892.0
SR 0.820582 0.831350 0.810112 681.0
macro avg 0.820712 0.823420 0.818509 2077.0
micro avg 0.825465 0.825465 0.825465 2077.0
weighted avg 0.825373 0.825626 0.825465 2077.0
The result of Model Number:Dataset Number:Featuregroup Number:Rescale of 5 : 1 : 5 : 1

f1-score precision recall support
AFIB 0.787408 0.797615 0.777668 204.0
GSVT 0.817875 0.817347 0.818429 300.0
SB 0.835109 0.833345 0.836885 892.0
SR 0.826710 0.826240 0.827197 681.0
macro avg 0.816775 0.818637 0.815045 2077.0
micro avg 0.825227 0.825227 0.825227 2077.0
weighted avg 0.825181 0.825195 0.825227 2077.0
The result of Model Number:Dataset Number:Featuregroup Number:Rescale of 5 : 1 : 6 : 0

f1-score precision recall support
AFIB 0.709609 0.704968 0.714372 875.0
GSVT 0.730700 0.736917 0.724684 691.0
SB 0.777928 0.776234 0.779632 1553.0
SR 0.758970 0.762017 0.755958 907.0
macro avg 0.744302 0.745034 0.743661 4026.0
micro avg 0.750684 0.750684 0.750684 4026.0
weighted avg 0.750703 0.750794 0.750684 4026.0

The result of Model Number:Dataset Number:Featuregroup Number:Rescale of 5 : 1 : 6 : 1

f1-score precision recall support
AFIB 0.745530 0.761232 0.730580 204.0
GSVT 0.768710 0.761687 0.775881 300.0
SB 0.781264 0.779522 0.783016 892.0
SR 0.771979 0.772787 0.771183 681.0
macro avg 0.766871 0.768807 0.765165 2077.0
micro avg 0.772955 0.772955 0.772955 2077.0
weighted avg 0.772897 0.772941 0.772955 2077.0

The result of Model Number:Dataset Number:Featuregroup Number:Rescale of 5 : 1 : 7 : 0

f1-score precision recall support
AFIB 0.771370 0.798149 0.746434 204.0
GSVT 0.786160 0.777554 0.795056 300.0
SB 0.807089 0.801293 0.812970 892.0
SR 0.792674 0.796572 0.788829 681.0
macro avg 0.789323 0.793392 0.785822 2077.0
micro avg 0.795932 0.795932 0.795932 2077.0
weighted avg 0.795831 0.796008 0.795932 2077.0

The result of Model Number:Dataset Number:Featuregroup Number:Rescale of 5 : 1 : 7 : 1

f1-score precision recall support
AFIB 0.663398 0.650182 0.677196 875.0
GSVT 0.539947 0.502122 0.676808 691.0
SB 0.438107 0.438862 0.437356 1553.0
SR 0.710228 0.716482 0.704112 907.0
macro avg 0.587920 0.576912 0.623868 4026.0
micro avg 0.590677 0.590677 0.590677 4026.0
weighted avg 0.565856 0.558191 0.590677 4026.0

The result of Model Number:Dataset Number:Featuregroup Number:Rescale of 5 : 1 : 8 : 0

f1-score precision recall support
AFIB 0.840340 0.843231 0.837574 875.0
GSVT 0.856293 0.839209 0.874242 691.0
SB 0.906455 0.901553 0.911416 1553.0
SR 0.871395 0.891656 0.852086 907.0
macro avg 0.868621 0.868912 0.868830 4026.0
micro avg 0.875621 0.875621 0.875621 4026.0

weighted avg 0.875578 0.875948 0.875621 4026.0

The result of Model Number:Dataset Number:Featuregroup Number:Rescale of 5 : 1 : 8 : 1

f1-score precision recall support

AFIB	0.668221	0.665504	0.670978	875.0
GSVT	0.677989	0.682087	0.673965	691.0
SB	0.715067	0.714196	0.715942	1553.0
SR	0.700149	0.701258	0.699064	907.0
macro avg	0.690357	0.690761	0.689987	4026.0
micro avg	0.695163	0.695163	0.695163	4026.0
weighted avg	0.695161	0.695188	0.695163	4026.0

The result of Model Number:Dataset Number:Featuregroup Number:Rescale of 5 : 1 : 9 : 0

f1-score precision recall support

AFIB	0.912816	0.944739	0.883402	204.0
GSVT	0.951366	0.945567	0.957367	300.0
SB	0.970902	0.966913	0.974927	892.0
SR	0.961926	0.960523	0.963339	681.0
macro avg	0.949252	0.954435	0.944759	2077.0
micro avg	0.959602	0.959602	0.959602	2077.0
weighted avg	0.959432	0.959557	0.959602	2077.0

The result of Model Number:Dataset Number:Featuregroup Number:Rescale of 5 : 1 : 9 : 1

f1-score precision recall support

AFIB	0.842914	0.876936	0.811500	204.0
GSVT	0.874281	0.860079	0.889111	300.0
SB	0.896899	0.889689	0.904239	892.0
SR	0.872769	0.879054	0.866620	681.0
macro avg	0.871716	0.876439	0.867868	2077.0
micro avg	0.880611	0.880611	0.880611	2077.0
weighted avg	0.880418	0.880672	0.880611	2077.0

The result of Model Number:Dataset Number:Featuregroup Number:Rescale of 5 : 1 : 10 : 0

f1-score precision recall support

AFIB	0.732619	0.774295	0.695685	204.0
GSVT	0.774212	0.765687	0.782969	300.0
SB	0.785729	0.777911	0.793733	892.0
SR	0.776601	0.779256	0.774087	681.0
macro avg	0.767290	0.774287	0.761619	2077.0
micro avg	0.776107	0.776107	0.776107	2077.0
weighted avg	0.775857	0.776231	0.776107	2077.0

The result of Model Number:Dataset Number:Featuregroup Number:Rescale of 5 : 1 : 10 : 1

f1-score precision recall support

AFIB	0.815416	0.830375	0.801050	204.0
GSVT	0.826171	0.817833	0.834697	300.0

SB 0.846521 0.842115 0.850980 892.0
SR 0.834997 0.840229 0.829848 681.0
macro avg 0.830776 0.832638 0.829143 2077.0
micro avg 0.836795 0.836795 0.836795 2077.0
weighted avg 0.836748 0.836836 0.836795 2077.0
The result of Model Number:Dataset Number:Featuregroup Number:Rescale of 6 : 0 : 0 : 0

f1-score precision recall support
AFIB 0.790978 0.799397 0.783173 204.0
GSVT 0.814224 0.808798 0.819960 300.0
SB 0.831430 0.830687 0.832175 892.0
SR 0.824419 0.825519 0.823328 681.0
macro avg 0.815263 0.816100 0.814659 2077.0
micro avg 0.822697 0.822697 0.822697 2077.0
weighted avg 0.822673 0.822758 0.822697 2077.0

The result of Model Number:Dataset Number:Featuregroup Number:Rescale of 6 : 0 : 0 : 1

f1-score precision recall support
AFIB 0.751928 0.731073 0.776375 875.0
GSVT 0.761744 0.793830 0.736838 691.0
SB 0.836802 0.836380 0.837237 1553.0
SR 0.815809 0.820915 0.810773 907.0
macro avg 0.791571 0.795549 0.790306 4026.0
micro avg 0.800815 0.800815 0.800815 4026.0
weighted avg 0.800744 0.802706 0.800815 4026.0

The result of Model Number:Dataset Number:Featuregroup Number:Rescale of 6 : 0 : 1 : 0

f1-score precision recall support
AFIB 0.592969 0.570300 0.630269 875.0
GSVT 0.614416 0.593211 0.643178 691.0
SB 0.684574 0.672490 0.697851 1553.0
SR 0.579818 0.697198 0.500595 907.0
macro avg 0.617944 0.633300 0.617973 4026.0
micro avg 0.629340 0.629340 0.629340 4026.0
weighted avg 0.629023 0.642240 0.629340 4026.0

The result of Model Number:Dataset Number:Featuregroup Number:Rescale of 6 : 0 : 1 : 1

f1-score precision recall support
AFIB 0.795739 0.829843 0.764630 204.0
GSVT 0.822479 0.810052 0.835345 300.0
SB 0.838792 0.830497 0.847257 892.0
SR 0.816067 0.823049 0.809234 681.0
macro avg 0.818269 0.823360 0.814117 2077.0
micro avg 0.824954 0.824954 0.824954 2077.0
weighted avg 0.824756 0.825038 0.824954 2077.0

The result of Model Number:Dataset Number:Featuregroup Number:Rescale of 6 : 0 : 2 : 0

f1-score precision recall support

AFIB 0.642554 0.644765 0.640440 875.0
GSVT 0.654753 0.641690 0.668477 691.0
SB 0.693108 0.689360 0.696901 1553.0
SR 0.666300 0.681792 0.651536 907.0
macro avg 0.664179 0.664402 0.664339 4026.0
micro avg 0.669531 0.669531 0.669531 4026.0
weighted avg 0.669498 0.669781 0.669531 4026.0

The result of Model Number:Dataset Number:Featuregroup Number:Rescale of 6 : 0 : 2 : 1

f1-score precision recall support

AFIB 0.712561 0.707624 0.717710 875.0
GSVT 0.723554 0.726490 0.720758 691.0
SB 0.785057 0.776894 0.793398 1553.0
SR 0.745419 0.762764 0.728913 907.0
macro avg 0.741648 0.743443 0.740195 4026.0
micro avg 0.749953 0.749953 0.749953 4026.0
weighted avg 0.749815 0.750005 0.749953 4026.0

The result of Model Number:Dataset Number:Featuregroup Number:Rescale of 6 : 0 : 3 : 0

f1-score precision recall support

AFIB 0.798271 0.860488 0.744814 204.0
GSVT 0.822614 0.836539 0.809180 300.0
SB 0.871816 0.863792 0.880017 892.0
SR 0.837117 0.824977 0.849657 681.0
macro avg 0.832454 0.846449 0.820917 2077.0
micro avg 0.846552 0.846552 0.846552 2077.0
weighted avg 0.846109 0.846805 0.846552 2077.0

The result of Model Number:Dataset Number:Featuregroup Number:Rescale of 6 : 0 : 3 : 1

f1-score precision recall support

AFIB 0.676976 0.678112 0.693755 204.0
GSVT 0.670612 0.696635 0.647327 300.0
SB 0.711329 0.672319 0.755437 892.0
SR 0.616571 0.673472 0.570097 681.0
macro avg 0.668872 0.680135 0.666654 2077.0
micro avg 0.672994 0.672994 0.672994 2077.0
weighted avg 0.671005 0.676778 0.672994 2077.0

The result of Model Number:Dataset Number:Featuregroup Number:Rescale of 6 : 0 : 4 : 0

f1-score precision recall support

AFIB 0.794463 0.794841 0.794199 875.0
GSVT 0.815038 0.807983 0.822245 691.0
SB 0.870464 0.864120 0.876909 1553.0
SR 0.833276 0.849841 0.817388 907.0
macro avg 0.828310 0.829196 0.827685 4026.0
micro avg 0.836141 0.836141 0.836141 4026.0
weighted avg 0.836055 0.836211 0.836141 4026.0

The result of Model Number:Dataset Number:Featuregroup Number:Rescale of 6 : 0 : 4 : 1

	f1-score	precision	recall	support
AFIB	0.762566	0.753338	0.772057	875.0
GSVT	0.772889	0.780813	0.765183	691.0
SB	0.820886	0.818215	0.823581	1553.0
SR	0.802931	0.811181	0.794875	907.0
macro avg	0.789818	0.790887	0.788924	4026.0
micro avg	0.795893	0.795893	0.795893	4026.0
weighted avg	0.795928	0.796111	0.795893	4026.0

The result of Model Number:Dataset Number:Featuregroup Number:Rescale of 6 : 0 : 5 : 0

	f1-score	precision	recall	support
AFIB	0.781709	0.775690	0.787881	875.0
GSVT	0.791858	0.795534	0.788388	691.0
SB	0.848586	0.844072	0.853167	1553.0
SR	0.823584	0.835163	0.812412	907.0
macro avg	0.811434	0.812615	0.810462	4026.0
micro avg	0.818678	0.818678	0.818678	4026.0
weighted avg	0.818682	0.818872	0.818678	4026.0

The result of Model Number:Dataset Number:Featuregroup Number:Rescale of 6 : 0 : 5 : 1

	f1-score	precision	recall	support
AFIB	0.677643	0.682482	0.672994	204.0
GSVT	0.701338	0.700886	0.701804	300.0
SB	0.715370	0.713783	0.716972	892.0
SR	0.708976	0.709834	0.708142	681.0
macro avg	0.700832	0.701746	0.699978	2077.0
micro avg	0.707567	0.707567	0.707567	2077.0
weighted avg	0.707541	0.707551	0.707567	2077.0

The result of Model Number:Dataset Number:Featuregroup Number:Rescale of 6 : 0 : 6 : 0

	f1-score	precision	recall	support
AFIB	0.873658	0.869259	0.878140	875.0
GSVT	0.890675	0.894987	0.886418	691.0
SB	0.948623	0.946440	0.950820	1553.0
SR	0.924875	0.929823	0.919989	907.0
macro avg	0.909457	0.910127	0.908842	4026.0
micro avg	0.917024	0.917024	0.917024	4026.0
weighted avg	0.917034	0.917091	0.917024	4026.0

The result of Model Number:Dataset Number:Featuregroup Number:Rescale of 6 : 0 : 6 : 1

	f1-score	precision	recall	support
AFIB	0.791844	0.809319	0.775167	204.0
GSVT	0.809150	0.795732	0.823125	300.0
SB	0.824698	0.818247	0.831260	892.0
SR	0.804683	0.814369	0.795228	681.0
macro avg	0.807594	0.809417	0.806195	2077.0

micro avg 0.812761 0.812761 0.812761 2077.0
weighted avg 0.812663 0.812846 0.812761 2077.0
The result of Model Number:Dataset Number:Featuregroup Number:Rescale of 6 : 0 : 7 : 0

	f1-score	precision	recall	support
AFIB	0.769356	0.778803	0.760256	204.0
GSVT	0.784852	0.781500	0.788252	300.0
SB	0.794353	0.791969	0.796755	892.0
SR	0.787667	0.789542	0.785827	681.0
macro avg	0.784057	0.785453	0.782772	2077.0
micro avg	0.788359	0.788359	0.788359	2077.0
weighted avg	0.788333	0.788368	0.788359	2077.0

The result of Model Number:Dataset Number:Featuregroup Number:Rescale of 6 : 0 : 7 : 1

	f1-score	precision	recall	support
AFIB	0.780859	0.809687	0.754085	204.0
GSVT	0.797550	0.789364	0.806030	300.0
SB	0.819393	0.815572	0.823251	892.0
SR	0.806617	0.807122	0.806139	681.0
macro avg	0.801105	0.805436	0.797376	2077.0
micro avg	0.808360	0.808360	0.808360	2077.0
weighted avg	0.808264	0.808438	0.808360	2077.0

The result of Model Number:Dataset Number:Featuregroup Number:Rescale of 6 : 0 : 8 : 0

	f1-score	precision	recall	support
AFIB	0.666239	0.681421	0.651824	875.0
GSVT	0.708963	0.710364	0.707804	691.0
SB	0.775653	0.771408	0.779948	1553.0
SR	0.733108	0.724216	0.742324	907.0
macro avg	0.720991	0.721852	0.720475	4026.0
micro avg	0.731243	0.731243	0.731243	4026.0
weighted avg	0.730842	0.730741	0.731243	4026.0

The result of Model Number:Dataset Number:Featuregroup Number:Rescale of 6 : 0 : 8 : 1

	f1-score	precision	recall	support
AFIB	0.874898	0.877909	0.872019	875.0
GSVT	0.891508	0.873722	0.910195	691.0
SB	0.943733	0.938629	0.948897	1553.0
SR	0.907231	0.928325	0.887128	907.0
macro avg	0.904343	0.904646	0.904560	4026.0
micro avg	0.911631	0.911631	0.911631	4026.0
weighted avg	0.911586	0.911971	0.911631	4026.0

The result of Model Number:Dataset Number:Featuregroup Number:Rescale of 6 : 0 : 9 : 0

	f1-score	precision	recall	support
AFIB	0.625898	0.640161	0.612356	875.0
GSVT	0.666035	0.667351	0.664946	691.0
SB	0.728686	0.724698	0.732721	1553.0

SR 0.688718 0.680364 0.697376 907.0
macro avg 0.677334 0.678144 0.676850 4026.0
micro avg 0.686966 0.686966 0.686966 4026.0
weighted avg 0.686589 0.686495 0.686966 4026.0

The result of Model Number:Dataset Number:Featuregroup Number:Rescale of 6 : 0 : 9 : 1

f1-score precision recall support

AFIB 0.868790 0.873222 0.864431 875.0
GSVT 0.880780 0.876198 0.885487 691.0
SB 0.923195 0.922370 0.924028 1553.0
SR 0.906196 0.906935 0.905495 907.0
macro avg 0.894740 0.894681 0.894860 4026.0
micro avg 0.900285 0.900285 0.900285 4026.0
weighted avg 0.900261 0.900286 0.900285 4026.0

The result of Model Number:Dataset Number:Featuregroup Number:Rescale of 6 : 0 : 10 : 0

f1-score precision recall support

AFIB 0.771794 0.778025 0.765729 204.0
GSVT 0.789504 0.785632 0.793441 300.0
SB 0.804912 0.804019 0.805814 892.0
SR 0.798902 0.799964 0.797848 681.0
macro avg 0.791278 0.791910 0.790708 2077.0
micro avg 0.797478 0.797478 0.797478 2077.0
weighted avg 0.797463 0.797481 0.797478 2077.0

The result of Model Number:Dataset Number:Featuregroup Number:Rescale of 6 : 0 : 10 : 1

f1-score precision recall support

AFIB 0.659129 0.702075 0.621426 204.0
GSVT 0.688004 0.671093 0.705883 300.0
SB 0.708182 0.699085 0.717544 892.0
SR 0.689788 0.698024 0.681789 681.0
macro avg 0.686276 0.692569 0.681661 2077.0
micro avg 0.694696 0.694696 0.694696 2077.0
weighted avg 0.694419 0.694988 0.694696 2077.0

The result of Model Number:Dataset Number:Featuregroup Number:Rescale of 6 : 1 : 0 : 0

f1-score precision recall support

AFIB 0.665007 0.674421 0.656398 204.0
GSVT 0.678814 0.666316 0.691915 300.0
SB 0.693282 0.685617 0.701132 892.0
SR 0.678712 0.692535 0.665470 681.0
macro avg 0.678954 0.679722 0.678729 2077.0
micro avg 0.683714 0.683714 0.683714 2077.0
weighted avg 0.683638 0.683998 0.683714 2077.0

The result of Model Number:Dataset Number:Featuregroup Number:Rescale of 6 : 1 : 0 : 1

f1-score precision recall support

AFIB	0.920581	0.928013	0.913346	204.0
GSVT	0.941704	0.937087	0.946401	300.0
SB	0.960084	0.959019	0.961159	892.0
SR	0.952915	0.954182	0.951657	681.0
macro avg	0.943821	0.944575	0.943141	2077.0
micro avg	0.951216	0.951216	0.951216	2077.0
weighted avg	0.951198	0.951220	0.951216	2077.0

The result of Model Number:Dataset Number:Featuregroup Number:Rescale of 6 : 1 : 1 : 0

f1-score precision recall support

AFIB	0.869776	0.869724	0.869883	875.0
GSVT	0.871659	0.866946	0.876438	691.0
SB	0.913301	0.907224	0.919472	1553.0
SR	0.889050	0.903637	0.874960	907.0
macro avg	0.885947	0.886883	0.885188	4026.0
micro avg	0.891280	0.891280	0.891280	4026.0
weighted avg	0.891231	0.891353	0.891280	4026.0

The result of Model Number:Dataset Number:Featuregroup Number:Rescale of 6 : 1 : 1 : 1

f1-score precision recall support

AFIB	0.900914	0.929791	0.874045	204.0
GSVT	0.927866	0.911903	0.944535	300.0
SB	0.943917	0.934586	0.953439	892.0
SR	0.918679	0.930174	0.907483	681.0
macro avg	0.922844	0.926614	0.919876	2077.0
micro avg	0.929287	0.929287	0.929287	2077.0
weighted avg	0.929100	0.929392	0.929287	2077.0

The result of Model Number:Dataset Number:Featuregroup Number:Rescale of 6 : 1 : 2 : 0

f1-score precision recall support

AFIB	0.816554	0.861310	0.776762	204.0
GSVT	0.777532	0.804793	0.752154	300.0
SB	0.799768	0.768922	0.833206	892.0
SR	0.711816	0.731127	0.693538	681.0
macro avg	0.776418	0.791538	0.763915	2077.0
micro avg	0.770161	0.770161	0.770161	2077.0
weighted avg	0.769368	0.770785	0.770161	2077.0

The result of Model Number:Dataset Number:Featuregroup Number:Rescale of 6 : 1 : 2 : 1

f1-score precision recall support

AFIB	0.855631	0.854246	0.857096	875.0
GSVT	0.863471	0.866905	0.860108	691.0
SB	0.906795	0.903499	0.910122	1553.0
SR	0.891963	0.896475	0.887545	907.0
macro avg	0.879465	0.880281	0.878718	4026.0
micro avg	0.884927	0.884927	0.884927	4026.0

weighted avg 0.884898 0.884931 0.884927 4026.0

The result of Model Number:Dataset Number:Featuregroup Number:Rescale of 6 : 1 : 3 : 0

f1-score precision recall support

AFIB	0.703205	0.704386	0.720634	204.0
GSVT	0.696594	0.723627	0.672407	300.0
SB	0.738890	0.698368	0.784706	892.0
SR	0.640460	0.699565	0.592185	681.0
macro avg	0.694787	0.706486	0.692483	2077.0
micro avg	0.699070	0.699070	0.699070	2077.0
weighted avg	0.697003	0.703000	0.699070	2077.0

The result of Model Number:Dataset Number:Featuregroup Number:Rescale of 6 : 1 : 3 : 1

f1-score precision recall support

AFIB	0.593728	0.579763	0.625065	875.0
GSVT	0.570519	0.565259	0.583519	691.0
SB	0.618766	0.575198	0.670188	1553.0
SR	0.385808	0.483866	0.321294	907.0
macro avg	0.542205	0.551021	0.550016	4026.0
micro avg	0.566905	0.566905	0.566905	4026.0
weighted avg	0.552561	0.553908	0.566905	4026.0

The result of Model Number:Dataset Number:Featuregroup Number:Rescale of 6 : 1 : 4 : 0

f1-score precision recall support

AFIB	0.883944	0.891080	0.876997	204.0
GSVT	0.904226	0.899793	0.908736	300.0
SB	0.921874	0.920852	0.922907	892.0
SR	0.914990	0.916207	0.913783	681.0
macro avg	0.906259	0.906983	0.905606	2077.0
micro avg	0.913359	0.913359	0.913359	2077.0
weighted avg	0.913343	0.913363	0.913359	2077.0

The result of Model Number:Dataset Number:Featuregroup Number:Rescale of 6 : 1 : 4 : 1

f1-score precision recall support

AFIB	0.860816	0.843668	0.878720	875.0
GSVT	0.700628	0.651547	0.878217	691.0
SB	0.568482	0.569462	0.567507	1553.0
SR	0.921583	0.929698	0.913647	907.0
macro avg	0.762877	0.748594	0.809523	4026.0
micro avg	0.766454	0.766454	0.766454	4026.0
weighted avg	0.734247	0.724302	0.766454	4026.0

The result of Model Number:Dataset Number:Featuregroup Number:Rescale of 6 : 1 : 5 : 0

f1-score precision recall support

AFIB	0.762729	0.779993	0.746311	204.0
GSVT	0.783027	0.779193	0.786933	300.0
SB	0.799045	0.796738	0.801372	892.0
SR	0.793912	0.793568	0.794267	681.0

macro avg 0.784678 0.787373 0.782220 2077.0
micro avg 0.791549 0.791549 0.791549 2077.0
weighted avg 0.791481 0.791520 0.791549 2077.0

The result of Model Number:Dataset Number:Featuregroup Number:Rescale of 6 : 1 : 5 : 1

f1-score precision recall support
AFIB 0.782889 0.774238 0.791750 875.0
GSVT 0.796994 0.801902 0.792160 691.0
SB 0.848248 0.846836 0.849668 1553.0
SR 0.827593 0.835332 0.820018 907.0
macro avg 0.813931 0.814577 0.813399 4026.0
micro avg 0.820530 0.820530 0.820530 4026.0
weighted avg 0.820593 0.820754 0.820530 4026.0

The result of Model Number:Dataset Number:Featuregroup Number:Rescale of 6 : 1 : 6 : 0

f1-score precision recall support
AFIB 0.809233 0.826821 0.792599 204.0
GSVT 0.842638 0.837667 0.847691 300.0
SB 0.860741 0.858832 0.862668 892.0
SR 0.852112 0.851631 0.852615 681.0
macro avg 0.841181 0.843738 0.838893 2077.0
micro avg 0.850327 0.850327 0.850327 2077.0
weighted avg 0.850238 0.850270 0.850327 2077.0

The result of Model Number:Dataset Number:Featuregroup Number:Rescale of 6 : 1 : 6 : 1

f1-score precision recall support
AFIB 0.743474 0.760012 0.727799 204.0
GSVT 0.775150 0.770333 0.780057 300.0
SB 0.791976 0.790309 0.793661 892.0
SR 0.783541 0.782987 0.784121 681.0
macro avg 0.773535 0.775910 0.771410 2077.0
micro avg 0.782099 0.782099 0.782099 2077.0
weighted avg 0.782016 0.782047 0.782099 2077.0

The result of Model Number:Dataset Number:Featuregroup Number:Rescale of 6 : 1 : 7 : 0

f1-score precision recall support
AFIB 0.828156 0.844842 0.812649 204.0
GSVT 0.854729 0.847865 0.861871 300.0
SB 0.873233 0.872354 0.874115 892.0
SR 0.865273 0.864777 0.865781 681.0
macro avg 0.855348 0.857459 0.853604 2077.0
micro avg 0.863577 0.863577 0.863577 2077.0
weighted avg 0.863523 0.863630 0.863577 2077.0

The result of Model Number:Dataset Number:Featuregroup Number:Rescale of 6 : 1 : 7 : 1

f1-score precision recall support
AFIB 0.807856 0.825853 0.790860 204.0
GSVT 0.817823 0.805845 0.830503 300.0

SB 0.836304 0.827993 0.844820 892.0
SR 0.820877 0.832667 0.809441 681.0
macro avg 0.820715 0.823089 0.818906 2077.0
micro avg 0.825852 0.825852 0.825852 2077.0
weighted avg 0.825782 0.826116 0.825852 2077.0

The result of Model Number:Dataset Number:Featuregroup Number:Rescale of 6 : 1 : 8 : 0

f1-score precision recall support
AFIB 0.716833 0.720490 0.713237 875.0
GSVT 0.726726 0.722945 0.730610 691.0
SB 0.761722 0.761042 0.762410 1553.0
SR 0.747696 0.748306 0.747118 907.0
macro avg 0.738244 0.738196 0.738344 4026.0
micro avg 0.742820 0.742820 0.742820 4026.0
weighted avg 0.742800 0.742820 0.742820 4026.0

The result of Model Number:Dataset Number:Featuregroup Number:Rescale of 6 : 1 : 8 : 1

f1-score precision recall support
AFIB 0.704597 0.702316 0.706914 875.0
GSVT 0.712767 0.714982 0.710637 691.0
SB 0.752085 0.750448 0.753732 1553.0
SR 0.738216 0.741698 0.734793 907.0
macro avg 0.726916 0.727361 0.726519 4026.0
micro avg 0.731893 0.731893 0.731893 4026.0
weighted avg 0.731891 0.731929 0.731893 4026.0

The result of Model Number:Dataset Number:Featuregroup Number:Rescale of 6 : 1 : 9 : 0

f1-score precision recall support
AFIB 0.784163 0.783445 0.784976 875.0
GSVT 0.800236 0.798683 0.801878 691.0
SB 0.849154 0.847263 0.851067 1553.0
SR 0.825977 0.831366 0.820688 907.0
macro avg 0.814882 0.815189 0.814652 4026.0
micro avg 0.821417 0.821417 0.821417 4026.0
weighted avg 0.821412 0.821474 0.821417 4026.0

The result of Model Number:Dataset Number:Featuregroup Number:Rescale of 6 : 1 : 9 : 1

f1-score precision recall support
AFIB 0.910510 0.924938 0.896646 204.0
GSVT 0.933913 0.925966 0.942003 300.0
SB 0.950037 0.947920 0.952168 892.0
SR 0.941036 0.943128 0.938972 681.0
macro avg 0.933874 0.935488 0.932447 2077.0
micro avg 0.940919 0.940919 0.940919 2077.0
weighted avg 0.940875 0.940920 0.940919 2077.0

The result of Model Number:Dataset Number:Featuregroup Number:Rescale of 6 : 1 : 10 :

0

	f1-score	precision	recall	support
AFIB	0.749358	0.753843	0.744964	204.0
GSVT	0.769320	0.767033	0.771626	300.0
SB	0.781101	0.780143	0.782063	892.0
SR	0.775406	0.776321	0.774500	681.0
macro avg	0.768796	0.769335	0.768288	2077.0
micro avg	0.774432	0.774432	0.774432	2077.0
weighted avg	0.774414	0.774413	0.774432	2077.0

The result of Model Number:Dataset Number:Featuregroup Number:Rescale of 6 : 1 : 10 : 1

	f1-score	precision	recall	support
AFIB	0.664513	0.663224	0.665892	875.0
GSVT	0.676991	0.665146	0.689330	691.0
SB	0.725249	0.714958	0.735847	1553.0
SR	0.687002	0.717627	0.658912	907.0
macro avg	0.688438	0.690239	0.687495	4026.0
micro avg	0.695327	0.695327	0.695327	4026.0
weighted avg	0.695149	0.695766	0.695327	4026.0

The result of Model Number:Dataset Number:Featuregroup Number:Rescale of 7 : 0 : 0 : 0

	f1-score	precision	recall	support
AFIB	0.700450	0.691737	0.709464	875.0
GSVT	0.722380	0.731426	0.713627	691.0
SB	0.770679	0.769844	0.771521	1553.0
SR	0.749892	0.753738	0.746090	907.0
macro avg	0.735850	0.736686	0.735175	4026.0
micro avg	0.742368	0.742368	0.742368	4026.0
weighted avg	0.742443	0.742646	0.742368	4026.0

The result of Model Number:Dataset Number:Featuregroup Number:Rescale of 7 : 0 : 0 : 1

	f1-score	precision	recall	support
AFIB	0.687743	0.706331	0.670250	204.0
GSVT	0.693412	0.683204	0.704024	300.0
SB	0.706843	0.699324	0.714529	892.0
SR	0.693733	0.703265	0.684467	681.0
macro avg	0.695433	0.698031	0.693317	2077.0
micro avg	0.698806	0.698806	0.698806	2077.0
weighted avg	0.698729	0.698976	0.698806	2077.0

The result of Model Number:Dataset Number:Featuregroup Number:Rescale of 7 : 0 : 1 : 0

	f1-score	precision	recall	support
AFIB	0.712728	0.712831	0.712720	875.0
GSVT	0.725176	0.719165	0.731343	691.0
SB	0.759250	0.752682	0.765946	1553.0
SR	0.734231	0.750817	0.718387	907.0
macro avg	0.732846	0.733874	0.732099	4026.0

micro avg 0.737724 0.737724 0.737724 4026.0
weighted avg 0.737655 0.737848 0.737724 4026.0
The result of Model Number:Dataset Number:Featuregroup Number:Rescale of 7 : 0 : 1 : 1

	f1-score	precision	recall	support
AFIB	0.827086	0.825748	0.828502	875.0
GSVT	0.834664	0.837984	0.831414	691.0
SB	0.876543	0.873357	0.879759	1553.0
SR	0.862205	0.866567	0.857935	907.0
macro avg	0.850125	0.850914	0.849402	4026.0
micro avg	0.855405	0.855405	0.855405	4026.0
weighted avg	0.855376	0.855409	0.855405	4026.0

The result of Model Number:Dataset Number:Featuregroup Number:Rescale of 7 : 0 : 2 : 0

	f1-score	precision	recall	support
AFIB	0.844932	0.825239	0.865724	875.0
GSVT	0.811104	0.820020	0.802435	691.0
SB	0.853558	0.798440	0.916869	1553.0
SR	0.683140	0.820319	0.585633	907.0
macro avg	0.798184	0.816005	0.792665	4026.0
micro avg	0.811490	0.811490	0.811490	4026.0
weighted avg	0.806004	0.812898	0.811490	4026.0

The result of Model Number:Dataset Number:Featuregroup Number:Rescale of 7 : 0 : 2 : 1

	f1-score	precision	recall	support
AFIB	0.753228	0.751051	0.755488	875.0
GSVT	0.767189	0.766565	0.767867	691.0
SB	0.814866	0.811491	0.818276	1553.0
SR	0.790403	0.799086	0.781949	907.0
macro avg	0.781421	0.782048	0.780895	4026.0
micro avg	0.787794	0.787794	0.787794	4026.0
weighted avg	0.787776	0.787849	0.787794	4026.0

The result of Model Number:Dataset Number:Featuregroup Number:Rescale of 7 : 0 : 3 : 0

	f1-score	precision	recall	support
AFIB	0.852390	0.862356	0.842815	204.0
GSVT	0.875838	0.871811	0.879927	300.0
SB	0.888239	0.885477	0.891024	892.0
SR	0.880589	0.883085	0.878145	681.0
macro avg	0.874264	0.875682	0.872978	2077.0
micro avg	0.880464	0.880464	0.880464	2077.0
weighted avg	0.880419	0.880448	0.880464	2077.0

The result of Model Number:Dataset Number:Featuregroup Number:Rescale of 7 : 0 : 3 : 1

	f1-score	precision	recall	support
AFIB	0.836502	0.842137	0.831065	875.0
GSVT	0.851430	0.839604	0.863750	691.0
SB	0.907292	0.901079	0.913598	1553.0

SR 0.870524 0.885561 0.856037 907.0
macro avg 0.866437 0.867095 0.866113 4026.0
micro avg 0.874137 0.874137 0.874137 4026.0
weighted avg 0.874035 0.874222 0.874137 4026.0

The result of Model Number:Dataset Number:Featuregroup Number:Rescale of 7 : 0 : 4 : 0

f1-score precision recall support
AFIB 0.650921 0.667961 0.635024 204.0
GSVT 0.612471 0.630272 0.595982 300.0
SB 0.646288 0.623534 0.670778 892.0
SR 0.585781 0.604858 0.567989 681.0
macro avg 0.623865 0.631656 0.617443 2077.0
micro avg 0.622761 0.622761 0.622761 2077.0
weighted avg 0.622020 0.622747 0.622761 2077.0

The result of Model Number:Dataset Number:Featuregroup Number:Rescale of 7 : 0 : 4 : 1

f1-score precision recall support
AFIB 0.715559 0.696761 0.760355 875.0
GSVT 0.688361 0.651542 0.784717 691.0
SB 0.652257 0.648135 0.656452 1553.0
SR 0.633565 0.644481 0.623189 907.0
macro avg 0.672435 0.660230 0.706178 4026.0
micro avg 0.693555 0.693555 0.693555 4026.0
weighted avg 0.668001 0.658465 0.693555 4026.0

The result of Model Number:Dataset Number:Featuregroup Number:Rescale of 7 : 0 : 5 : 0

f1-score precision recall support
AFIB 0.848418 0.842541 0.854550 875.0
GSVT 0.861507 0.865004 0.858179 691.0
SB 0.934737 0.925018 0.944668 1553.0
SR 0.887541 0.908193 0.867889 907.0
macro avg 0.883051 0.885189 0.881321 4026.0
micro avg 0.892940 0.892940 0.892940 4026.0
weighted avg 0.892776 0.893002 0.892940 4026.0

The result of Model Number:Dataset Number:Featuregroup Number:Rescale of 7 : 0 : 5 : 1

f1-score precision recall support
AFIB 0.792983 0.812012 0.775186 204.0
GSVT 0.821179 0.816420 0.826094 300.0
SB 0.838717 0.835641 0.841819 892.0
SR 0.831429 0.832046 0.830823 681.0
macro avg 0.821077 0.824030 0.818480 2077.0
micro avg 0.829398 0.829398 0.829398 2077.0
weighted avg 0.829302 0.829365 0.829398 2077.0

The result of Model Number:Dataset Number:Featuregroup Number:Rescale of 7 : 0 : 6 : 0

f1-score precision recall support
AFIB 0.742650 0.741455 0.744152 875.0

GSVT 0.759965 0.756004 0.764012 691.0
SB 0.794583 0.787851 0.801437 1553.0
SR 0.764251 0.781241 0.748241 907.0
macro avg 0.765362 0.766638 0.764461 4026.0
micro avg 0.770579 0.770579 0.770579 4026.0
weighted avg 0.770521 0.770812 0.770579 4026.0

The result of Model Number:Dataset Number:Featuregroup Number:Rescale of 7 : 0 : 6 : 1

f1-score precision recall support

AFIB 0.711775 0.724984 0.699215 204.0
GSVT 0.727426 0.723612 0.731295 300.0
SB 0.739039 0.736412 0.741689 892.0
SR 0.731431 0.732749 0.730149 681.0
macro avg 0.727418 0.729439 0.725587 2077.0
micro avg 0.732232 0.732232 0.732232 2077.0
weighted avg 0.732189 0.732240 0.732232 2077.0

The result of Model Number:Dataset Number:Featuregroup Number:Rescale of 7 : 0 : 7 : 0

f1-score precision recall support

AFIB 0.669834 0.661282 0.678649 875.0
GSVT 0.681591 0.685500 0.677745 691.0
SB 0.729601 0.726537 0.732698 1553.0
SR 0.708119 0.719580 0.697029 907.0
macro avg 0.697286 0.698225 0.696530 4026.0
micro avg 0.703484 0.703484 0.703484 4026.0
weighted avg 0.703532 0.703744 0.703484 4026.0

The result of Model Number:Dataset Number:Featuregroup Number:Rescale of 7 : 0 : 7 : 1

f1-score precision recall support

AFIB 0.780420 0.768180 0.793141 875.0
GSVT 0.751986 0.773544 0.731684 691.0
SB 0.790212 0.750156 0.834833 1553.0
SR 0.642043 0.714463 0.583053 907.0
macro avg 0.741165 0.751586 0.735678 4026.0
micro avg 0.751345 0.751345 0.751345 4026.0
weighted avg 0.748142 0.750046 0.751345 4026.0

The result of Model Number:Dataset Number:Featuregroup Number:Rescale of 7 : 0 : 8 : 0

f1-score precision recall support

AFIB 0.888452 0.901367 0.876304 204.0
GSVT 0.908046 0.895761 0.920745 300.0
SB 0.921712 0.912107 0.931529 892.0
SR 0.903444 0.918394 0.888988 681.0
macro avg 0.905414 0.906907 0.904392 2077.0
micro avg 0.910599 0.910599 0.910599 2077.0
weighted avg 0.910482 0.910752 0.910599 2077.0

The result of Model Number:Dataset Number:Featuregroup Number:Rescale of 7 : 0 : 8 : 1

f1-score precision recall support
AFIB 0.753960 0.744263 0.763966 875.0
GSVT 0.769307 0.775676 0.763074 691.0
SB 0.822544 0.818883 0.826248 1553.0
SR 0.799137 0.810956 0.787676 907.0
macro avg 0.786237 0.787445 0.785241 4026.0
micro avg 0.793179 0.793179 0.793179 4026.0
weighted avg 0.793228 0.793464 0.793179 4026.0
The result of Model Number:Dataset Number:Featuregroup Number:Rescale of 7 : 0 : 9 : 0

f1-score precision recall support
AFIB 0.835100 0.823500 0.847111 875.0
GSVT 0.864942 0.876481 0.853816 691.0
SB 0.918849 0.916967 0.920743 1553.0
SR 0.894935 0.901850 0.888126 907.0
macro avg 0.878457 0.879699 0.877449 4026.0
micro avg 0.885905 0.885905 0.885905 4026.0
weighted avg 0.886008 0.886299 0.885905 4026.0
The result of Model Number:Dataset Number:Featuregroup Number:Rescale of 7 : 0 : 9 : 1

f1-score precision recall support
AFIB 0.812951 0.880815 0.756416 204.0
GSVT 0.871984 0.861019 0.883587 300.0
SB 0.894244 0.881716 0.907238 892.0
SR 0.869851 0.873926 0.866238 681.0
macro avg 0.862257 0.874369 0.853369 2077.0
micro avg 0.875565 0.875565 0.875565 2077.0
weighted avg 0.875046 0.876084 0.875565 2077.0
The result of Model Number:Dataset Number:Featuregroup Number:Rescale of 7 : 0 : 10 : 0

f1-score precision recall support
AFIB 0.734009 0.757118 0.712448 204.0
GSVT 0.697348 0.712243 0.683179 300.0
SB 0.720027 0.694831 0.747145 892.0
SR 0.657566 0.679790 0.636797 681.0
macro avg 0.702237 0.710996 0.694892 2077.0
micro avg 0.698317 0.698317 0.698317 2077.0
weighted avg 0.697645 0.698532 0.698317 2077.0
The result of Model Number:Dataset Number:Featuregroup Number:Rescale of 7 : 0 : 10 : 1

f1-score precision recall support
AFIB 0.858082 0.844925 0.871798 875.0
GSVT 0.887670 0.896371 0.879311 691.0
SB 0.944718 0.942511 0.946965 1553.0
SR 0.921118 0.932798 0.909748 907.0

macro avg 0.902897 0.904151 0.901956 4026.0
micro avg 0.910632 0.910632 0.910632 4026.0
weighted avg 0.910781 0.911194 0.910632 4026.0

The result of Model Number:Dataset Number:Featuregroup Number:Rescale of 7 : 1 : 0 : 0

f1-score precision recall support

AFIB 0.888416 0.911892 0.866205 204.0
GSVT 0.912780 0.905197 0.920658 300.0
SB 0.937932 0.934490 0.941402 892.0
SR 0.923410 0.924529 0.922318 681.0
macro avg 0.915634 0.919027 0.912646 2077.0
micro avg 0.924763 0.924763 0.924763 2077.0
weighted avg 0.924674 0.924773 0.924763 2077.0

The result of Model Number:Dataset Number:Featuregroup Number:Rescale of 7 : 1 : 0 : 1

f1-score precision recall support

AFIB 0.722268 0.700681 0.770126 875.0
GSVT 0.618516 0.604972 0.632910 691.0
SB 0.820388 0.813704 0.827401 1553.0
SR 0.769642 0.801955 0.741276 907.0
macro avg 0.732704 0.730328 0.742928 4026.0
micro avg 0.762169 0.762169 0.762169 4026.0
weighted avg 0.752983 0.750667 0.762169 4026.0

The result of Model Number:Dataset Number:Featuregroup Number:Rescale of 7 : 1 : 1 : 0

f1-score precision recall support

AFIB 0.750818 0.761447 0.741098 204.0
GSVT 0.766406 0.752295 0.781197 300.0
SB 0.782741 0.774087 0.791604 892.0
SR 0.766291 0.781898 0.751341 681.0
macro avg 0.766564 0.767432 0.766310 2077.0
micro avg 0.771939 0.771939 0.771939 2077.0
weighted avg 0.771853 0.772259 0.771939 2077.0

The result of Model Number:Dataset Number:Featuregroup Number:Rescale of 7 : 1 : 1 : 1

f1-score precision recall support

AFIB 0.797960 0.800655 0.795312 875.0
GSVT 0.795853 0.790247 0.801611 691.0
SB 0.837384 0.829612 0.845308 1553.0
SR 0.805548 0.821072 0.790640 907.0
macro avg 0.809186 0.810397 0.808218 4026.0
micro avg 0.814626 0.814626 0.814626 4026.0
weighted avg 0.814515 0.814638 0.814626 4026.0

The result of Model Number:Dataset Number:Featuregroup Number:Rescale of 7 : 1 : 2 : 0

f1-score precision recall support

AFIB 0.655293 0.654233 0.656415 875.0
GSVT 0.661298 0.663928 0.658722 691.0

SB 0.694478 0.691953 0.697026 1553.0
SR 0.683118 0.686574 0.679735 907.0
macro avg 0.673547 0.674172 0.672975 4026.0
micro avg 0.677730 0.677730 0.677730 4026.0
weighted avg 0.677708 0.677733 0.677730 4026.0

The result of Model Number:Dataset Number:Featuregroup Number:Rescale of 7 : 1 : 2 : 1

f1-score precision recall support
AFIB 0.786558 0.806174 0.767933 875.0
GSVT 0.836760 0.839968 0.833616 691.0
SB 0.906141 0.901754 0.910574 1553.0
SR 0.858619 0.844307 0.873479 907.0
macro avg 0.847019 0.848051 0.846400 4026.0
micro avg 0.858007 0.858007 0.858007 4026.0
weighted avg 0.857537 0.857434 0.858007 4026.0

The result of Model Number:Dataset Number:Featuregroup Number:Rescale of 7 : 1 : 3 : 0

f1-score precision recall support
AFIB 0.756439 0.759269 0.753952 875.0
GSVT 0.773466 0.780928 0.766301 691.0
SB 0.822436 0.813810 0.831311 1553.0
SR 0.793956 0.800944 0.787363 907.0
macro avg 0.786575 0.788738 0.784732 4026.0
micro avg 0.793439 0.793439 0.793439 4026.0
weighted avg 0.793272 0.793414 0.793439 4026.0

The result of Model Number:Dataset Number:Featuregroup Number:Rescale of 7 : 1 : 3 : 1

f1-score precision recall support
AFIB 0.737821 0.744630 0.731176 875.0
GSVT 0.755050 0.753011 0.757125 691.0
SB 0.804138 0.796580 0.811850 1553.0
SR 0.781921 0.789766 0.774244 907.0
macro avg 0.769732 0.770997 0.768599 4026.0
micro avg 0.776452 0.776452 0.776452 4026.0
weighted avg 0.776294 0.776276 0.776452 4026.0

The result of Model Number:Dataset Number:Featuregroup Number:Rescale of 7 : 1 : 4 : 0

f1-score precision recall support
AFIB 0.854431 0.855193 0.853758 875.0
GSVT 0.870082 0.872364 0.867957 691.0
SB 0.923603 0.917454 0.929845 1553.0
SR 0.905608 0.913876 0.897521 907.0
macro avg 0.888431 0.889722 0.887270 4026.0
micro avg 0.895404 0.895404 0.895404 4026.0
weighted avg 0.895329 0.895377 0.895404 4026.0

The result of Model Number:Dataset Number:Featuregroup Number:Rescale of 7 : 1 : 4 : 1

f1-score precision recall support

AFIB 0.814654 0.831068 0.799399 204.0
GSVT 0.840794 0.834041 0.847819 300.0
SB 0.858996 0.858132 0.859863 892.0
SR 0.851166 0.850678 0.851665 681.0
macro avg 0.841403 0.843480 0.839687 2077.0
micro avg 0.849497 0.849497 0.849497 2077.0
weighted avg 0.849445 0.849550 0.849497 2077.0

The result of Model Number:Dataset Number:Featuregroup Number:Rescale of 7 : 1 : 5 : 0

f1-score precision recall support

AFIB 0.824722 0.839878 0.810204 204.0
GSVT 0.838575 0.833084 0.844162 300.0
SB 0.852920 0.848755 0.857126 892.0
SR 0.844104 0.847613 0.840635 681.0
macro avg 0.840080 0.842333 0.838032 2077.0
micro avg 0.845238 0.845238 0.845238 2077.0
weighted avg 0.845188 0.845245 0.845238 2077.0

The result of Model Number:Dataset Number:Featuregroup Number:Rescale of 7 : 1 : 5 : 1

f1-score precision recall support

AFIB 0.702400 0.695335 0.709630 875.0
GSVT 0.708686 0.714995 0.702538 691.0
SB 0.749758 0.747457 0.752075 1553.0
SR 0.735239 0.741675 0.728917 907.0
macro avg 0.724021 0.724866 0.723290 4026.0
micro avg 0.729130 0.729130 0.729130 4026.0
weighted avg 0.729145 0.729255 0.729130 4026.0

The result of Model Number:Dataset Number:Featuregroup Number:Rescale of 7 : 1 : 6 : 0

f1-score precision recall support

AFIB 0.762135 0.756985 0.767460 875.0
GSVT 0.780729 0.781040 0.780519 691.0
SB 0.829365 0.827249 0.831502 1553.0
SR 0.806783 0.815797 0.797977 907.0
macro avg 0.794753 0.795268 0.794364 4026.0
micro avg 0.801280 0.801280 0.801280 4026.0
weighted avg 0.801319 0.801467 0.801280 4026.0

The result of Model Number:Dataset Number:Featuregroup Number:Rescale of 7 : 1 : 6 : 1

f1-score precision recall support

AFIB 0.648106 0.643220 0.735591 204.0
GSVT 0.785700 0.781048 0.790416 300.0
SB 0.642593 0.641252 0.643943 892.0
SR 0.794737 0.793465 0.796023 681.0
macro avg 0.717784 0.714746 0.741493 2077.0
micro avg 0.723965 0.723965 0.723965 2077.0
weighted avg 0.713689 0.711545 0.723965 2077.0

The result of Model Number:Dataset Number:Featuregroup Number:Rescale of 7 : 1 : 7 : 0

	f1-score	precision	recall	support
AFIB	0.672284	0.682477	0.662409	204.0
GSVT	0.683095	0.677336	0.688988	300.0
SB	0.698246	0.695994	0.700515	892.0
SR	0.690751	0.693317	0.688223	681.0
macro avg	0.686094	0.687281	0.685034	2077.0
micro avg	0.691077	0.691077	0.691077	2077.0
weighted avg	0.691050	0.691094	0.691077	2077.0

The result of Model Number:Dataset Number:Featuregroup Number:Rescale of 7 : 1 : 7 : 1

	f1-score	precision	recall	support
AFIB	0.779968	0.780339	0.779709	875.0
GSVT	0.800167	0.793241	0.807243	691.0
SB	0.854581	0.848354	0.860909	1553.0
SR	0.818072	0.834335	0.802474	907.0
macro avg	0.813197	0.814067	0.812584	4026.0
micro avg	0.820886	0.820886	0.820886	4026.0
weighted avg	0.820801	0.820954	0.820886	4026.0

The result of Model Number:Dataset Number:Featuregroup Number:Rescale of 7 : 1 : 8 : 0

	f1-score	precision	recall	support
AFIB	0.684282	0.763187	0.620254	204.0
GSVT	0.806838	0.792795	0.821560	300.0
SB	0.861454	0.857635	0.865315	892.0
SR	0.841463	0.829957	0.853317	681.0
macro avg	0.798509	0.810894	0.790112	2077.0
micro avg	0.830992	0.830992	0.830992	2077.0
weighted avg	0.829609	0.829918	0.830992	2077.0

The result of Model Number:Dataset Number:Featuregroup Number:Rescale of 7 : 1 : 8 : 1

	f1-score	precision	recall	support
AFIB	0.851197	0.887013	0.818237	204.0
GSVT	0.879755	0.866289	0.893780	300.0
SB	0.900975	0.894513	0.907541	892.0
SR	0.877591	0.882053	0.873206	681.0
macro avg	0.877379	0.882467	0.873191	2077.0
micro avg	0.885525	0.885525	0.885525	2077.0
weighted avg	0.885354	0.885614	0.885525	2077.0

The result of Model Number:Dataset Number:Featuregroup Number:Rescale of 7 : 1 : 9 : 0

	f1-score	precision	recall	support
AFIB	0.801842	0.811217	0.792835	204.0
GSVT	0.823900	0.820112	0.827746	300.0
SB	0.835565	0.832967	0.838186	892.0
SR	0.828369	0.830717	0.826070	681.0
macro avg	0.822419	0.823753	0.821209	2077.0

micro avg 0.828251 0.828251 0.828251 2077.0
weighted avg 0.828209 0.828236 0.828251 2077.0
The result of Model Number:Dataset Number:Featuregroup Number:Rescale of 7 : 1 : 9 : 1

	f1-score	precision	recall	support
AFIB	0.868898	0.876912	0.861239	204.0
GSVT	0.900664	0.900696	0.900656	300.0
SB	0.919527	0.917894	0.921174	892.0
SR	0.909768	0.909524	0.910034	681.0
macro avg	0.899714	0.901257	0.898276	2077.0
micro avg	0.908671	0.908671	0.908671	2077.0
weighted avg	0.908630	0.908640	0.908671	2077.0

The result of Model Number:Dataset Number:Featuregroup Number:Rescale of 7 : 1 : 10 : 0

	f1-score	precision	recall	support
AFIB	0.631525	0.700864	0.574823	204.0
GSVT	0.737392	0.728173	0.746991	300.0
SB	0.784548	0.780545	0.788594	892.0
SR	0.766169	0.755458	0.777192	681.0
macro avg	0.729909	0.741260	0.721900	2077.0
micro avg	0.757850	0.757850	0.757850	2077.0
weighted avg	0.756681	0.756929	0.757850	2077.0

The result of Model Number:Dataset Number:Featuregroup Number:Rescale of 7 : 1 : 10 : 1

	f1-score	precision	recall	support
AFIB	0.709188	0.719940	0.698770	204.0
GSVT	0.720591	0.714517	0.726808	300.0
SB	0.736575	0.734199	0.738968	892.0
SR	0.728668	0.731375	0.726001	681.0
macro avg	0.723755	0.725007	0.722637	2077.0
micro avg	0.729012	0.729012	0.729012	2077.0
weighted avg	0.728984	0.729029	0.729012	2077.0

The result of Model Number:Dataset Number:Featuregroup Number:Rescale of 8 : 0 : 0 : 0

	f1-score	precision	recall	support
AFIB	0.659666	0.652301	0.667207	875.0
GSVT	0.672790	0.678953	0.666749	691.0
SB	0.717562	0.715225	0.719917	1553.0
SR	0.698960	0.705962	0.692098	907.0
macro avg	0.687245	0.688110	0.686493	4026.0
micro avg	0.693068	0.693068	0.693068	4026.0
weighted avg	0.693104	0.693237	0.693068	4026.0

The result of Model Number:Dataset Number:Featuregroup Number:Rescale of 8 : 0 : 0 : 1

	f1-score	precision	recall	support
AFIB	0.691056	0.684877	0.697377	875.0

GSVT 0.702151 0.704929 0.699420 691.0
SB 0.748643 0.747254 0.750041 1553.0
SR 0.729673 0.736418 0.723077 907.0
macro avg 0.717881 0.718370 0.717479 4026.0
micro avg 0.723832 0.723832 0.723832 4026.0
weighted avg 0.723874 0.723992 0.723832 4026.0
The result of Model Number:Dataset Number:Featuregroup Number:Rescale of 8 : 0 : 1 : 0

f1-score precision recall support
AFIB 0.640008 0.631852 0.648399 875.0
GSVT 0.611091 0.615296 0.606959 691.0
SB 0.647036 0.609646 0.689326 1553.0
SR 0.527680 0.610511 0.464670 907.0
macro avg 0.606454 0.616826 0.602339 4026.0
micro avg 0.615682 0.615682 0.615682 4026.0
weighted avg 0.612450 0.615637 0.615682 4026.0
The result of Model Number:Dataset Number:Featuregroup Number:Rescale of 8 : 0 : 1 : 1

f1-score precision recall support
AFIB 0.766860 0.766615 0.767145 875.0
GSVT 0.778288 0.768284 0.788648 691.0
SB 0.823227 0.821436 0.825029 1553.0
SR 0.800449 0.812183 0.789063 907.0
macro avg 0.792206 0.792129 0.792471 4026.0
micro avg 0.798102 0.798102 0.798102 4026.0
weighted avg 0.798132 0.798314 0.798102 4026.0
The result of Model Number:Dataset Number:Featuregroup Number:Rescale of 8 : 0 : 2 : 0

f1-score precision recall support
AFIB 0.733387 0.727777 0.739181 875.0
GSVT 0.750261 0.754364 0.746247 691.0
SB 0.794466 0.793910 0.795029 1553.0
SR 0.773364 0.777115 0.769688 907.0
macro avg 0.762869 0.763291 0.762536 4026.0
micro avg 0.768810 0.768810 0.768810 4026.0
weighted avg 0.768850 0.768966 0.768810 4026.0
The result of Model Number:Dataset Number:Featuregroup Number:Rescale of 8 : 0 : 2 : 1

f1-score precision recall support
AFIB 0.694723 0.695926 0.693534 875.0
GSVT 0.703146 0.695067 0.711474 691.0
SB 0.740438 0.731509 0.749589 1553.0
SR 0.705242 0.726611 0.685111 907.0
macro avg 0.710887 0.712278 0.709927 4026.0
micro avg 0.716338 0.716338 0.716338 4026.0
weighted avg 0.716173 0.716417 0.716338 4026.0
The result of Model Number:Dataset Number:Featuregroup Number:Rescale of 8 : 0 : 3 : 0

f1-score precision recall support
AFIB 0.881480 0.869086 0.894274 875.0
GSVT 0.900458 0.907214 0.893825 691.0
SB 0.957534 0.954720 0.960368 1553.0
SR 0.933948 0.946868 0.921390 907.0
macro avg 0.918355 0.919472 0.917464 4026.0
micro avg 0.925801 0.925801 0.925801 4026.0
weighted avg 0.925895 0.926186 0.925801 4026.0

The result of Model Number:Dataset Number:Featuregroup Number:Rescale of 8 : 0 : 3 : 1

f1-score precision recall support
AFIB 0.716911 0.715390 0.718472 875.0
GSVT 0.728111 0.724621 0.731696 691.0
SB 0.766334 0.757186 0.775708 1553.0
SR 0.730721 0.751423 0.711144 907.0
macro avg 0.735519 0.737155 0.734255 4026.0
micro avg 0.741169 0.741169 0.741169 4026.0
weighted avg 0.741009 0.741214 0.741169 4026.0

The result of Model Number:Dataset Number:Featuregroup Number:Rescale of 8 : 0 : 4 : 0

f1-score precision recall support
AFIB 0.836198 0.828363 0.844215 875.0
GSVT 0.850253 0.857071 0.843625 691.0
SB 0.901312 0.897861 0.904794 1553.0
SR 0.881145 0.890089 0.872403 907.0
macro avg 0.867227 0.868346 0.866259 4026.0
micro avg 0.873832 0.873832 0.873832 4026.0
weighted avg 0.873853 0.874004 0.873832 4026.0

The result of Model Number:Dataset Number:Featuregroup Number:Rescale of 8 : 0 : 4 : 1

f1-score precision recall support
AFIB 0.806834 0.808463 0.805228 204.0
GSVT 0.829280 0.826815 0.831765 300.0
SB 0.843021 0.842270 0.843777 892.0
SR 0.835775 0.837380 0.834187 681.0
macro avg 0.828728 0.828732 0.828739 2077.0
micro avg 0.835111 0.835111 0.835111 2077.0
weighted avg 0.835106 0.835114 0.835111 2077.0

The result of Model Number:Dataset Number:Featuregroup Number:Rescale of 8 : 0 : 5 : 0

f1-score precision recall support
AFIB 0.825771 0.823232 0.828379 875.0
GSVT 0.804721 0.808668 0.800941 691.0
SB 0.845988 0.810881 0.884280 1553.0
SR 0.728043 0.794335 0.672020 907.0
macro avg 0.801131 0.809279 0.796405 4026.0
micro avg 0.810008 0.810008 0.810008 4026.0

weighted avg 0.807940 0.809458 0.810008 4026.0

The result of Model Number:Dataset Number:Featuregroup Number:Rescale of 8 : 0 : 5 : 1

f1-score precision recall support

AFIB 0.626282 0.641878 0.611457 875.0
GSVT 0.661712 0.664521 0.658954 691.0
SB 0.717747 0.715000 0.720518 1553.0
SR 0.682735 0.670012 0.695986 907.0
macro avg 0.672119 0.672853 0.671729 4026.0
micro avg 0.680722 0.680722 0.680722 4026.0
weighted avg 0.680363 0.680309 0.680722 4026.0

The result of Model Number:Dataset Number:Featuregroup Number:Rescale of 8 : 0 : 6 : 0

f1-score precision recall support

AFIB 0.915139 0.922527 0.907946 204.0
GSVT 0.936137 0.931547 0.940805 300.0
SB 0.954408 0.953349 0.955477 892.0
SR 0.947281 0.948541 0.946031 681.0
macro avg 0.938241 0.938991 0.937565 2077.0
micro avg 0.945592 0.945592 0.945592 2077.0
weighted avg 0.945575 0.945596 0.945592 2077.0

The result of Model Number:Dataset Number:Featuregroup Number:Rescale of 8 : 0 : 6 : 1

f1-score precision recall support

AFIB 0.738567 0.718082 0.762579 875.0
GSVT 0.748208 0.779724 0.723745 691.0
SB 0.821933 0.821518 0.822359 1553.0
SR 0.801313 0.806327 0.796366 907.0
macro avg 0.777505 0.781413 0.776262 4026.0
micro avg 0.786585 0.786585 0.786585 4026.0
weighted avg 0.786515 0.788442 0.786585 4026.0

The result of Model Number:Dataset Number:Featuregroup Number:Rescale of 8 : 0 : 7 : 0

f1-score precision recall support

AFIB 0.874392 0.882214 0.866816 875.0
GSVT 0.891091 0.874147 0.908876 691.0
SB 0.945819 0.937625 0.954161 1553.0
SR 0.906972 0.927826 0.887075 907.0
macro avg 0.904569 0.905453 0.904232 4026.0
micro avg 0.912292 0.912292 0.912292 4026.0
weighted avg 0.912150 0.912480 0.912292 4026.0

The result of Model Number:Dataset Number:Featuregroup Number:Rescale of 8 : 0 : 7 : 1

f1-score precision recall support

AFIB 0.729756 0.730981 0.747844 204.0
GSVT 0.722896 0.750949 0.697796 300.0
SB 0.766788 0.724737 0.814334 892.0
SR 0.664642 0.725979 0.614544 681.0

macro avg 0.721021 0.733161 0.718629 2077.0
micro avg 0.725464 0.725464 0.725464 2077.0
weighted avg 0.723320 0.729543 0.725464 2077.0

The result of Model Number:Dataset Number:Featuregroup Number:Rescale of 8 : 0 : 8 : 0

f1-score precision recall support
AFIB 0.920364 0.928391 0.912704 204.0
GSVT 0.952193 0.950638 0.953776 300.0
SB 0.972432 0.970061 0.974828 892.0
SR 0.963517 0.964969 0.962102 681.0
macro avg 0.952127 0.953515 0.950852 2077.0
micro avg 0.961513 0.961513 0.961513 2077.0
weighted avg 0.961472 0.961493 0.961513 2077.0

The result of Model Number:Dataset Number:Featuregroup Number:Rescale of 8 : 0 : 8 : 1

f1-score precision recall support
AFIB 0.795887 0.789759 0.802172 875.0
GSVT 0.806221 0.809964 0.802688 691.0
SB 0.863978 0.859382 0.868642 1553.0
SR 0.838522 0.850311 0.827148 907.0
macro avg 0.826152 0.827354 0.825162 4026.0
micro avg 0.833528 0.833528 0.833528 4026.0
weighted avg 0.833531 0.833725 0.833528 4026.0

The result of Model Number:Dataset Number:Featuregroup Number:Rescale of 8 : 0 : 9 : 0

f1-score precision recall support
AFIB 0.821533 0.841062 0.802982 204.0
GSVT 0.842861 0.839608 0.846227 300.0
SB 0.863747 0.861819 0.865683 892.0
SR 0.852880 0.851164 0.854633 681.0
macro avg 0.845255 0.848413 0.842381 2077.0
micro avg 0.853091 0.853091 0.853091 2077.0
weighted avg 0.853021 0.853079 0.853091 2077.0

The result of Model Number:Dataset Number:Featuregroup Number:Rescale of 8 : 0 : 9 : 1

f1-score precision recall support
AFIB 0.815102 0.802919 0.827690 875.0
GSVT 0.830730 0.837834 0.823758 691.0
SB 0.887616 0.884559 0.890699 1553.0
SR 0.861636 0.874487 0.849186 907.0
macro avg 0.848771 0.849950 0.847833 4026.0
micro avg 0.856163 0.856163 0.856163 4026.0
weighted avg 0.856239 0.856527 0.856163 4026.0

The result of Model Number:Dataset Number:Featuregroup Number:Rescale of 8 : 0 : 10 :

0

f1-score precision recall support
AFIB 0.664025 0.669965 0.658272 875.0

GSVT 0.676707 0.663839 0.690213 691.0
SB 0.718268 0.712045 0.724603 1553.0
SR 0.688767 0.704603 0.673657 907.0
macro avg 0.686942 0.687613 0.686686 4026.0
micro avg 0.692807 0.692807 0.692807 4026.0
weighted avg 0.692699 0.692949 0.692807 4026.0

The result of Model Number:Dataset Number:Featuregroup Number:Rescale of 8 : 0 : 10 :
1

f1-score precision recall support

AFIB 0.590067 0.649599 0.540876 204.0
GSVT 0.695861 0.686256 0.705850 300.0
SB 0.738870 0.736405 0.741355 892.0
SR 0.719948 0.709988 0.730202 681.0
macro avg 0.686187 0.695562 0.679571 2077.0
micro avg 0.712879 0.712879 0.712879 2077.0
weighted avg 0.711839 0.711974 0.712879 2077.0

The result of Model Number:Dataset Number:Featuregroup Number:Rescale of 8 : 1 : 0 : 0

f1-score precision recall support

AFIB 0.751279 0.755387 0.747240 875.0
GSVT 0.747698 0.741394 0.754186 691.0
SB 0.786392 0.778945 0.793986 1553.0
SR 0.757125 0.771248 0.743520 907.0
macro avg 0.760623 0.761743 0.759733 4026.0
micro avg 0.765626 0.765626 0.765626 4026.0
weighted avg 0.765526 0.765646 0.765626 4026.0

The result of Model Number:Dataset Number:Featuregroup Number:Rescale of 8 : 1 : 0 : 1

f1-score precision recall support

AFIB 0.679271 0.671932 0.773236 204.0
GSVT 0.812704 0.806371 0.819206 300.0
SB 0.663244 0.661857 0.664638 892.0
SR 0.822437 0.822206 0.822678 681.0
macro avg 0.744414 0.740592 0.769939 2077.0
micro avg 0.749448 0.749448 0.749448 2077.0
weighted avg 0.738601 0.736295 0.749448 2077.0

The result of Model Number:Dataset Number:Featuregroup Number:Rescale of 8 : 1 : 1 : 0

f1-score precision recall support

AFIB 0.781547 0.787169 0.776006 875.0
GSVT 0.780301 0.775629 0.785043 691.0
SB 0.823104 0.813984 0.832432 1553.0
SR 0.789832 0.803923 0.776252 907.0
macro avg 0.793696 0.795176 0.792433 4026.0
micro avg 0.799378 0.799378 0.799378 4026.0
weighted avg 0.799230 0.799307 0.799378 4026.0

The result of Model Number:Dataset Number:Featuregroup Number:Rescale of 8 : 1 : 1 : 1

	f1-score	precision	recall	support
AFIB	0.671546	0.685493	0.658309	875.0
GSVT	0.654891	0.632145	0.708349	691.0
SB	0.771891	0.768410	0.775416	1553.0
SR	0.586828	0.577354	0.596671	907.0
macro avg	0.671289	0.665851	0.684686	4026.0
micro avg	0.698185	0.698185	0.698185	4026.0
weighted avg	0.688309	0.683959	0.698185	4026.0

The result of Model Number:Dataset Number:Featuregroup Number:Rescale of 8 : 1 : 2 : 0

	f1-score	precision	recall	support
AFIB	0.711440	0.717011	0.705992	875.0
GSVT	0.713316	0.704212	0.722702	691.0
SB	0.748188	0.745187	0.751221	1553.0
SR	0.732381	0.739570	0.725357	907.0
macro avg	0.726331	0.726495	0.726318	4026.0
micro avg	0.730669	0.730669	0.730669	4026.0
weighted avg	0.730655	0.730765	0.730669	4026.0

The result of Model Number:Dataset Number:Featuregroup Number:Rescale of 8 : 1 : 2 : 1

	f1-score	precision	recall	support
AFIB	0.745692	0.743625	0.747826	875.0
GSVT	0.751593	0.755178	0.748117	691.0
SB	0.786786	0.784272	0.789319	1553.0
SR	0.774208	0.777947	0.770540	907.0
macro avg	0.764570	0.765256	0.763951	4026.0
micro avg	0.768999	0.768999	0.768999	4026.0
weighted avg	0.768981	0.769020	0.768999	4026.0

The result of Model Number:Dataset Number:Featuregroup Number:Rescale of 8 : 1 : 3 : 0

	f1-score	precision	recall	support
AFIB	0.750668	0.801549	0.706359	204.0
GSVT	0.707306	0.728292	0.687762	300.0
SB	0.739312	0.703821	0.778993	892.0
SR	0.656003	0.685786	0.629414	681.0
macro avg	0.713322	0.729862	0.700632	2077.0
micro avg	0.709638	0.709638	0.709638	2077.0
weighted avg	0.708489	0.711041	0.709638	2077.0

The result of Model Number:Dataset Number:Featuregroup Number:Rescale of 8 : 1 : 3 : 1

	f1-score	precision	recall	support
AFIB	0.691766	0.677795	0.706379	875.0
GSVT	0.714701	0.726065	0.703841	691.0
SB	0.760452	0.760410	0.760501	1553.0
SR	0.742015	0.748776	0.735387	907.0
macro avg	0.727234	0.728261	0.726527	4026.0

micro avg 0.733356 0.733356 0.733356 4026.0
weighted avg 0.733518 0.733939 0.733356 4026.0
The result of Model Number:Dataset Number:Featuregroup Number:Rescale of 8 : 1 : 4 : 0

	f1-score	precision	recall	support
AFIB	0.869560	0.916862	0.827122	204.0
GSVT	0.912878	0.899071	0.927152	300.0
SB	0.934571	0.928491	0.940745	892.0
SR	0.923041	0.923873	0.922232	681.0
macro avg	0.910012	0.917074	0.904313	2077.0
micro avg	0.921552	0.921552	0.921552	2077.0
weighted avg	0.921272	0.921585	0.921552	2077.0

The result of Model Number:Dataset Number:Featuregroup Number:Rescale of 8 : 1 : 4 : 1

	f1-score	precision	recall	support
AFIB	0.676369	0.683885	0.669364	204.0
GSVT	0.697320	0.693350	0.701538	300.0
SB	0.711192	0.710239	0.712149	892.0
SR	0.705142	0.706087	0.704209	681.0
macro avg	0.697506	0.698390	0.696815	2077.0
micro avg	0.703811	0.703811	0.703811	2077.0
weighted avg	0.703785	0.703850	0.703811	2077.0

The result of Model Number:Dataset Number:Featuregroup Number:Rescale of 8 : 1 : 5 : 0

	f1-score	precision	recall	support
AFIB	0.831917	0.816365	0.848161	875.0
GSVT	0.861057	0.874651	0.847988	691.0
SB	0.915698	0.914062	0.917348	1553.0
SR	0.892423	0.901877	0.883170	907.0
macro avg	0.875274	0.876739	0.874167	4026.0
micro avg	0.882707	0.882707	0.882707	4026.0
weighted avg	0.882867	0.883319	0.882707	4026.0

The result of Model Number:Dataset Number:Featuregroup Number:Rescale of 8 : 1 : 5 : 1

	f1-score	precision	recall	support
AFIB	0.856960	0.872709	0.841875	204.0
GSVT	0.871355	0.865648	0.877160	300.0
SB	0.886260	0.881932	0.890631	892.0
SR	0.877099	0.880746	0.873495	681.0
macro avg	0.872918	0.875259	0.870790	2077.0
micro avg	0.878278	0.878278	0.878278	2077.0
weighted avg	0.878225	0.878285	0.878278	2077.0

The result of Model Number:Dataset Number:Featuregroup Number:Rescale of 8 : 1 : 6 : 0

	f1-score	precision	recall	support
AFIB	0.709951	0.733527	0.688112	204.0
GSVT	0.736894	0.730982	0.743013	300.0
SB	0.753174	0.750080	0.756297	892.0

SR 0.746140 0.746031 0.746250 681.0
macro avg 0.736540 0.740155 0.733418 2077.0
micro avg 0.744387 0.744387 0.744387 2077.0
weighted avg 0.744271 0.744368 0.744387 2077.0

The result of Model Number:Dataset Number:Featuregroup Number:Rescale of 8 : 1 : 6 : 1

f1-score precision recall support
AFIB 0.747434 0.757542 0.737906 204.0
GSVT 0.775825 0.774565 0.777115 300.0
SB 0.792673 0.791617 0.793739 892.0
SR 0.784571 0.783565 0.785606 681.0
macro avg 0.775126 0.776822 0.773592 2077.0
micro avg 0.783187 0.783187 0.783187 2077.0
weighted avg 0.783139 0.783167 0.783187 2077.0

The result of Model Number:Dataset Number:Featuregroup Number:Rescale of 8 : 1 : 7 : 0

f1-score precision recall support
AFIB 0.589801 0.642496 0.622843 204.0
GSVT 0.801113 0.788017 0.814928 300.0
SB 0.681995 0.676800 0.687320 892.0
SR 0.833968 0.824532 0.843648 681.0
macro avg 0.726719 0.732961 0.742185 2077.0
micro avg 0.750675 0.750675 0.750675 2077.0
weighted avg 0.739973 0.737933 0.750675 2077.0

The result of Model Number:Dataset Number:Featuregroup Number:Rescale of 8 : 1 : 7 : 1

f1-score precision recall support
AFIB 0.879937 0.875506 0.884451 875.0
GSVT 0.897076 0.901419 0.892789 691.0
SB 0.955441 0.953242 0.957653 1553.0
SR 0.931522 0.936506 0.926601 907.0
macro avg 0.915994 0.916668 0.915374 4026.0
micro avg 0.923615 0.923615 0.923615 4026.0
weighted avg 0.923625 0.923682 0.923615 4026.0

The result of Model Number:Dataset Number:Featuregroup Number:Rescale of 8 : 1 : 8 : 0

f1-score precision recall support
AFIB 0.712621 0.726917 0.699019 204.0
GSVT 0.729136 0.721557 0.736915 300.0
SB 0.742622 0.739733 0.745535 892.0
SR 0.734818 0.737884 0.731794 681.0
macro avg 0.729799 0.731523 0.728316 2077.0
micro avg 0.735216 0.735216 0.735216 2077.0
weighted avg 0.735169 0.735243 0.735216 2077.0

The result of Model Number:Dataset Number:Featuregroup Number:Rescale of 8 : 1 : 8 : 1

f1-score precision recall support
AFIB 0.790106 0.792173 0.788206 204.0

GSVT 0.807933 0.804805 0.811153 300.0
SB 0.826053 0.824950 0.827162 892.0
SR 0.819437 0.821739 0.817151 681.0
macro avg 0.810882 0.810917 0.810918 2077.0
micro avg 0.817741 0.817741 0.817741 2077.0
weighted avg 0.817736 0.817768 0.817741 2077.0

The result of Model Number:Dataset Number:Featuregroup Number:Rescale of 8 : 1 : 9 : 0

f1-score precision recall support

AFIB 0.738476 0.748048 0.729341 204.0
GSVT 0.767050 0.766554 0.767569 300.0
SB 0.783212 0.781558 0.784878 892.0
SR 0.775335 0.774895 0.775793 681.0
macro avg 0.766018 0.767764 0.764395 2077.0
micro avg 0.773945 0.773945 0.773945 2077.0
weighted avg 0.773901 0.773915 0.773945 2077.0

The result of Model Number:Dataset Number:Featuregroup Number:Rescale of 8 : 1 : 9 : 1

f1-score precision recall support

AFIB 0.704790 0.706011 0.703583 875.0
GSVT 0.713335 0.705138 0.721783 691.0
SB 0.751167 0.742109 0.760451 1553.0
SR 0.715461 0.737140 0.695038 907.0
macro avg 0.721188 0.722599 0.720214 4026.0
micro avg 0.726718 0.726718 0.726718 4026.0
weighted avg 0.726550 0.726799 0.726718 4026.0

The result of Model Number:Dataset Number:Featuregroup Number:Rescale of 8 : 1 : 10 : 0

f1-score precision recall support

AFIB 0.739368 0.756259 0.723402 204.0
GSVT 0.772956 0.768145 0.777848 300.0
SB 0.789650 0.787201 0.792126 892.0
SR 0.780607 0.780968 0.780267 681.0
macro avg 0.770645 0.773143 0.768411 2077.0
micro avg 0.779425 0.779425 0.779425 2077.0
weighted avg 0.779335 0.779366 0.779425 2077.0

The result of Model Number:Dataset Number:Featuregroup Number:Rescale of 8 : 1 : 10 : 1

f1-score precision recall support

AFIB 0.145970 0.147503 0.144469 175.0
GSVT 0.146205 0.144652 0.147792 138.2
SB 0.153980 0.153389 0.154575 310.6
SR 0.150416 0.151170 0.149670 181.4
macro avg 0.149143 0.149179 0.149126 805.2
micro avg 0.150109 0.150109 0.150109 805.2

weighted avg 0.150102 0.150110 0.150109 805.2

The result of Model Number:Dataset Number:Featuregroup Number:Rescale of 9 : 0 : 0 : 0

f1-score precision recall support

AFIB 0.671617 0.664861 0.678530 875.0
GSVT 0.677627 0.683661 0.671749 691.0
SB 0.716900 0.714699 0.719115 1553.0
SR 0.703017 0.709171 0.696972 907.0
macro avg 0.692290 0.693098 0.691591 4026.0
micro avg 0.697176 0.697176 0.697176 4026.0
weighted avg 0.697190 0.697295 0.697176 4026.0

The result of Model Number:Dataset Number:Featuregroup Number:Rescale of 9 : 0 : 0 : 1

f1-score precision recall support

AFIB 0.669342 0.662111 0.761934 204.0
GSVT 0.800824 0.794585 0.807232 300.0
SB 0.653549 0.652182 0.654923 892.0
SR 0.810415 0.810188 0.810653 681.0
macro avg 0.733533 0.729766 0.758685 2077.0
micro avg 0.738493 0.738493 0.738493 2077.0
weighted avg 0.727805 0.725532 0.738493 2077.0

The result of Model Number:Dataset Number:Featuregroup Number:Rescale of 9 : 0 : 1 : 0

f1-score precision recall support

AFIB 0.686829 0.690099 0.683619 875.0
GSVT 0.695313 0.682677 0.708497 691.0
SB 0.735694 0.732877 0.738535 1553.0
SR 0.713949 0.726169 0.702144 907.0
macro avg 0.707946 0.707955 0.708199 4026.0
micro avg 0.713246 0.713246 0.713246 4026.0
weighted avg 0.713244 0.713452 0.713246 4026.0

The result of Model Number:Dataset Number:Featuregroup Number:Rescale of 9 : 0 : 1 : 1

f1-score precision recall support

AFIB 0.808092 0.830833 0.786728 204.0
GSVT 0.828984 0.823165 0.835042 300.0
SB 0.851781 0.848372 0.855218 892.0
SR 0.840459 0.840984 0.839959 681.0
macro avg 0.832329 0.835839 0.829237 2077.0
micro avg 0.840574 0.840574 0.840574 2077.0
weighted avg 0.840485 0.840586 0.840574 2077.0

The result of Model Number:Dataset Number:Featuregroup Number:Rescale of 9 : 0 : 2 : 0

f1-score precision recall support

AFIB 0.662944 0.708210 0.623401 204.0
GSVT 0.700798 0.686518 0.715747 300.0
SB 0.718180 0.711884 0.724616 892.0
SR 0.700465 0.702798 0.698210 681.0

macro avg 0.695597 0.702352 0.690493 2077.0
micro avg 0.704736 0.704736 0.704736 2077.0
weighted avg 0.704436 0.704880 0.704736 2077.0

The result of Model Number:Dataset Number:Featuregroup Number:Rescale of 9 : 0 : 2 : 1

f1-score precision recall support
AFIB 0.689017 0.703529 0.675200 204.0
GSVT 0.710439 0.703949 0.717067 300.0
SB 0.722042 0.720432 0.723661 892.0
SR 0.713461 0.714207 0.712725 681.0
macro avg 0.708740 0.710529 0.707163 2077.0
micro avg 0.714363 0.714363 0.714363 2077.0
weighted avg 0.714309 0.714350 0.714363 2077.0

The result of Model Number:Dataset Number:Featuregroup Number:Rescale of 9 : 0 : 3 : 0

f1-score precision recall support
AFIB 0.746882 0.724559 0.796371 875.0
GSVT 0.639594 0.625588 0.654479 691.0
SB 0.848345 0.841433 0.855597 1553.0
SR 0.795870 0.829284 0.766538 907.0
macro avg 0.757673 0.755216 0.768246 4026.0
micro avg 0.788142 0.788142 0.788142 4026.0
weighted avg 0.778643 0.776248 0.788142 4026.0

The result of Model Number:Dataset Number:Featuregroup Number:Rescale of 9 : 0 : 3 : 1

f1-score precision recall support
AFIB 0.875786 0.864057 0.887893 875.0
GSVT 0.895367 0.902355 0.888501 691.0
SB 0.950630 0.947656 0.953628 1553.0
SR 0.927641 0.939939 0.915678 907.0
macro avg 0.912356 0.913502 0.911425 4026.0
micro avg 0.919614 0.919614 0.919614 4026.0
weighted avg 0.919700 0.919973 0.919614 4026.0

The result of Model Number:Dataset Number:Featuregroup Number:Rescale of 9 : 0 : 4 : 0

f1-score precision recall support
AFIB 0.707023 0.710904 0.703230 875.0
GSVT 0.708012 0.699061 0.717306 691.0
SB 0.744597 0.741609 0.747616 1553.0
SR 0.728613 0.737458 0.720023 907.0
macro avg 0.722061 0.722258 0.722044 4026.0
micro avg 0.726551 0.726551 0.726551 4026.0
weighted avg 0.726551 0.726698 0.726551 4026.0

The result of Model Number:Dataset Number:Featuregroup Number:Rescale of 9 : 0 : 4 : 1

f1-score precision recall support
AFIB 0.899628 0.939611 0.863033 204.0
GSVT 0.937117 0.929761 0.944612 300.0

SB 0.951432 0.944093 0.958895 892.0
SR 0.940906 0.942460 0.939391 681.0
macro avg 0.932271 0.938981 0.926483 2077.0
micro avg 0.941022 0.941022 0.941022 2077.0
weighted avg 0.940825 0.941047 0.941022 2077.0

The result of Model Number:Dataset Number:Featuregroup Number:Rescale of 9 : 0 : 5 : 0

f1-score precision recall support

AFIB 0.844314 0.833456 0.855519 875.0
GSVT 0.861501 0.868633 0.854520 691.0
SB 0.921118 0.917018 0.925265 1553.0
SR 0.894905 0.908141 0.882071 907.0
macro avg 0.880460 0.881812 0.879344 4026.0
micro avg 0.888234 0.888234 0.888234 4026.0
weighted avg 0.888288 0.888552 0.888234 4026.0

The result of Model Number:Dataset Number:Featuregroup Number:Rescale of 9 : 0 : 5 : 1

f1-score precision recall support

AFIB 0.725943 0.750051 0.703613 204.0
GSVT 0.753493 0.747448 0.759750 300.0
SB 0.770141 0.766976 0.773334 892.0
SR 0.762948 0.762836 0.763060 681.0
macro avg 0.753131 0.756828 0.749939 2077.0
micro avg 0.761155 0.761155 0.761155 2077.0
weighted avg 0.761037 0.761136 0.761155 2077.0

The result of Model Number:Dataset Number:Featuregroup Number:Rescale of 9 : 0 : 6 : 0

f1-score precision recall support

AFIB 0.787993 0.830858 0.749535 204.0
GSVT 0.827247 0.814736 0.840182 300.0
SB 0.846906 0.841396 0.852500 892.0
SR 0.836457 0.837211 0.835724 681.0
macro avg 0.824651 0.831050 0.819486 2077.0
micro avg 0.835108 0.835108 0.835108 2077.0
weighted avg 0.834854 0.835138 0.835108 2077.0

The result of Model Number:Dataset Number:Featuregroup Number:Rescale of 9 : 0 : 6 : 1

f1-score precision recall support

AFIB 0.817841 0.816863 0.818960 875.0
GSVT 0.833784 0.836652 0.831021 691.0
SB 0.883101 0.877661 0.888616 1553.0
SR 0.865130 0.873579 0.856938 907.0
macro avg 0.849964 0.851189 0.848884 4026.0
micro avg 0.856455 0.856455 0.856455 4026.0
weighted avg 0.856404 0.856489 0.856455 4026.0

The result of Model Number:Dataset Number:Featuregroup Number:Rescale of 9 : 0 : 7 : 0

f1-score precision recall support

AFIB 0.651244 0.656406 0.646179 875.0
GSVT 0.659500 0.656593 0.662456 691.0
SB 0.701301 0.698528 0.704100 1553.0
SR 0.684067 0.686000 0.682179 907.0
macro avg 0.674028 0.674382 0.673728 4026.0
micro avg 0.679426 0.679426 0.679426 4026.0
weighted avg 0.679365 0.679354 0.679426 4026.0

The result of Model Number:Dataset Number:Featuregroup Number:Rescale of 9 : 0 : 7 : 1

f1-score precision recall support

AFIB 0.885645 0.909953 0.862667 204.0
GSVT 0.905675 0.891762 0.920116 300.0
SB 0.925574 0.916621 0.934705 892.0
SR 0.902181 0.913454 0.891189 681.0
macro avg 0.904769 0.907948 0.902169 2077.0
micro avg 0.911255 0.911255 0.911255 2077.0
weighted avg 0.911108 0.911337 0.911255 2077.0

The result of Model Number:Dataset Number:Featuregroup Number:Rescale of 9 : 0 : 8 : 0

f1-score precision recall support

AFIB 0.690220 0.720511 0.662546 204.0
GSVT 0.642550 0.647176 0.638253 300.0
SB 0.666375 0.632912 0.703577 892.0
SR 0.591179 0.630211 0.556824 681.0
macro avg 0.647581 0.657703 0.640300 2077.0
micro avg 0.641995 0.641995 0.641995 2077.0
weighted avg 0.640621 0.642691 0.641995 2077.0

The result of Model Number:Dataset Number:Featuregroup Number:Rescale of 9 : 0 : 8 : 1

f1-score precision recall support

AFIB 0.893685 0.901139 0.886661 204.0
GSVT 0.917293 0.913069 0.921576 300.0
SB 0.931127 0.927819 0.934464 892.0
SR 0.922527 0.926659 0.918480 681.0
macro avg 0.916158 0.917171 0.915295 2077.0
micro avg 0.922666 0.922666 0.922666 2077.0
weighted avg 0.922632 0.922688 0.922666 2077.0

The result of Model Number:Dataset Number:Featuregroup Number:Rescale of 9 : 0 : 9 : 0

f1-score precision recall support

AFIB 0.612235 0.676272 0.559455 204.0
GSVT 0.720252 0.710742 0.730096 300.0
SB 0.763824 0.760856 0.766821 892.0
SR 0.745470 0.734845 0.756414 681.0
macro avg 0.710445 0.720679 0.703197 2077.0
micro avg 0.737737 0.737737 0.737737 2077.0
weighted avg 0.736624 0.736782 0.737737 2077.0

The result of Model Number:Dataset Number:Featuregroup Number:Rescale of 9 : 0 : 9 : 1

	f1-score	precision	recall	support
AFIB	0.783278	0.760711	0.859407	875.0
GSVT	0.863277	0.860520	0.866164	691.0
SB	0.728733	0.717994	0.739858	1553.0
SR	0.872571	0.889602	0.856289	907.0
macro avg	0.811965	0.807207	0.830429	4026.0
micro avg	0.813749	0.813749	0.813749	4026.0
weighted avg	0.796085	0.790401	0.813749	4026.0

The result of Model Number:Dataset Number:Featuregroup Number:Rescale of 9 : 0 : 10 : 0

	f1-score	precision	recall	support
AFIB	0.648783	0.639797	0.658052	875.0
GSVT	0.663173	0.668540	0.657894	691.0
SB	0.703950	0.701927	0.705989	1553.0
SR	0.686825	0.695764	0.678119	907.0
macro avg	0.675683	0.676507	0.675013	4026.0
micro avg	0.681037	0.681037	0.681037	4026.0
weighted avg	0.681103	0.681305	0.681037	4026.0

The result of Model Number:Dataset Number:Featuregroup Number:Rescale of 9 : 0 : 10 : 1

	f1-score	precision	recall	support
AFIB	0.757965	0.782587	0.734989	204.0
GSVT	0.772334	0.765420	0.779527	300.0
SB	0.790699	0.785279	0.796195	892.0
SR	0.777803	0.781085	0.774595	681.0
macro avg	0.774700	0.778593	0.771326	2077.0
micro avg	0.780694	0.780694	0.780694	2077.0
weighted avg	0.780603	0.780771	0.780694	2077.0

The result of Model Number:Dataset Number:Featuregroup Number:Rescale of 9 : 1 : 0 : 0

	f1-score	precision	recall	support
AFIB	0.677390	0.677053	0.677759	875.0
GSVT	0.685817	0.690405	0.681343	691.0
SB	0.727060	0.725389	0.728742	1553.0
SR	0.706001	0.705834	0.706291	907.0
macro avg	0.699067	0.699670	0.698534	4026.0
micro avg	0.704468	0.704468	0.704468	4026.0
weighted avg	0.704442	0.704474	0.704468	4026.0

The result of Model Number:Dataset Number:Featuregroup Number:Rescale of 9 : 1 : 0 : 1

	f1-score	precision	recall	support
AFIB	0.802915	0.808325	0.797696	875.0
GSVT	0.817244	0.805893	0.829070	691.0
SB	0.870863	0.864900	0.876916	1553.0

SR 0.835572 0.850005 0.821666 907.0
macro avg 0.831648 0.832280 0.831337 4026.0
micro avg 0.839040 0.839040 0.839040 4026.0
weighted avg 0.838942 0.839121 0.839040 4026.0

The result of Model Number:Dataset Number:Featuregroup Number:Rescale of 9 : 1 : 1 : 0

f1-score precision recall support
AFIB 0.853725 0.855996 0.851518 875.0
GSVT 0.870142 0.864012 0.876411 691.0
SB 0.919843 0.910464 0.929435 1553.0
SR 0.877795 0.896915 0.859505 907.0
macro avg 0.880376 0.881847 0.879217 4026.0
micro avg 0.887646 0.887646 0.887646 4026.0
weighted avg 0.887470 0.887601 0.887646 4026.0

The result of Model Number:Dataset Number:Featuregroup Number:Rescale of 9 : 1 : 1 : 1

f1-score precision recall support
AFIB 0.739600 0.755846 0.724314 204.0
GSVT 0.763435 0.757265 0.769812 300.0
SB 0.779435 0.778477 0.780397 892.0
SR 0.772855 0.772183 0.773533 681.0
macro avg 0.763831 0.765942 0.762014 2077.0
micro avg 0.771109 0.771109 0.771109 2077.0
weighted avg 0.771054 0.771126 0.771109 2077.0

The result of Model Number:Dataset Number:Featuregroup Number:Rescale of 9 : 1 : 2 : 0

f1-score precision recall support
AFIB 0.707260 0.730235 0.685820 204.0
GSVT 0.720667 0.714216 0.727379 300.0
SB 0.737804 0.732747 0.742932 892.0
SR 0.725771 0.728833 0.722777 681.0
macro avg 0.722876 0.726508 0.719727 2077.0
micro avg 0.728468 0.728468 0.728468 2077.0
weighted avg 0.728383 0.728540 0.728468 2077.0

The result of Model Number:Dataset Number:Featuregroup Number:Rescale of 9 : 1 : 2 : 1

f1-score precision recall support
AFIB 0.844666 0.881248 0.811240 204.0
GSVT 0.789616 0.796985 0.782778 300.0
SB 0.818494 0.778253 0.863181 892.0
SR 0.729500 0.775537 0.688858 681.0
macro avg 0.795569 0.808006 0.786514 2077.0
micro avg 0.789310 0.789310 0.789310 2077.0
weighted avg 0.787714 0.790184 0.789310 2077.0

The result of Model Number:Dataset Number:Featuregroup Number:Rescale of 9 : 1 : 3 : 0

f1-score precision recall support
AFIB 0.693953 0.706832 0.681708 204.0

GSVT 0.709212 0.705494 0.712985 300.0
SB 0.720535 0.717974 0.723119 892.0
SR 0.713117 0.714402 0.711867 681.0
macro avg 0.709204 0.711175 0.707420 2077.0
micro avg 0.713899 0.713899 0.713899 2077.0
weighted avg 0.713857 0.713906 0.713899 2077.0

The result of Model Number:Dataset Number:Featuregroup Number:Rescale of 9 : 1 : 3 : 1

f1-score precision recall support

AFIB 0.690008 0.673926 0.706987 875.0
GSVT 0.662383 0.669664 0.655303 691.0
SB 0.697052 0.652041 0.748755 1553.0
SR 0.557881 0.669908 0.478253 907.0
macro avg 0.651831 0.666385 0.647324 4026.0
micro avg 0.662697 0.662697 0.662697 4026.0
weighted avg 0.658217 0.663847 0.662697 4026.0

The result of Model Number:Dataset Number:Featuregroup Number:Rescale of 9 : 1 : 4 : 0

f1-score precision recall support

AFIB 0.758219 0.740548 0.776877 875.0
GSVT 0.727864 0.735865 0.720084 691.0
SB 0.765960 0.716499 0.822774 1553.0
SR 0.613032 0.736133 0.525531 907.0
macro avg 0.716269 0.732261 0.711317 4026.0
micro avg 0.728209 0.728209 0.728209 4026.0
weighted avg 0.723287 0.729473 0.728209 4026.0

The result of Model Number:Dataset Number:Featuregroup Number:Rescale of 9 : 1 : 4 : 1

f1-score precision recall support

AFIB 0.849303 0.851562 0.847108 875.0
GSVT 0.865635 0.859537 0.871872 691.0
SB 0.915078 0.905748 0.924621 1553.0
SR 0.873249 0.892270 0.855053 907.0
macro avg 0.875816 0.877279 0.874663 4026.0
micro avg 0.883048 0.883048 0.883048 4026.0
weighted avg 0.882873 0.883004 0.883048 4026.0

The result of Model Number:Dataset Number:Featuregroup Number:Rescale of 9 : 1 : 5 : 0

f1-score precision recall support

AFIB 0.877248 0.889332 0.865874 875.0
GSVT 0.896399 0.892687 0.900385 691.0
SB 0.954805 0.942286 0.967701 1553.0
SR 0.924828 0.938639 0.911828 907.0
macro avg 0.913320 0.915736 0.911447 4026.0
micro avg 0.921429 0.921429 0.921429 4026.0
weighted avg 0.921171 0.921443 0.921429 4026.0

The result of Model Number:Dataset Number:Featuregroup Number:Rescale of 9 : 1 : 5 : 1

f1-score precision recall support
AFIB 0.830809 0.830759 0.830911 875.0
GSVT 0.832607 0.828106 0.837172 691.0
SB 0.872384 0.866579 0.878278 1553.0
SR 0.849219 0.863152 0.835760 907.0
macro avg 0.846255 0.847149 0.845530 4026.0
micro avg 0.851350 0.851350 0.851350 4026.0
weighted avg 0.851303 0.851419 0.851350 4026.0
The result of Model Number:Dataset Number:Featuregroup Number:Rescale of 9 : 1 : 6 : 0

f1-score precision recall support
AFIB 0.877319 0.893414 0.861861 204.0
GSVT 0.888890 0.879919 0.898063 300.0
SB 0.910785 0.906044 0.915582 892.0
SR 0.898386 0.904015 0.892846 681.0
macro avg 0.893845 0.895848 0.892088 2077.0
micro avg 0.900321 0.900321 0.900321 2077.0
weighted avg 0.900270 0.900365 0.900321 2077.0
The result of Model Number:Dataset Number:Featuregroup Number:Rescale of 9 : 1 : 6 : 1

f1-score precision recall support
AFIB 0.674302 0.696204 0.653870 204.0
GSVT 0.692919 0.684084 0.702125 300.0
SB 0.712468 0.709781 0.715183 892.0
SR 0.702503 0.703775 0.701263 681.0
macro avg 0.695548 0.698461 0.693110 2077.0
micro avg 0.702711 0.702711 0.702711 2077.0
weighted avg 0.702629 0.702767 0.702711 2077.0
The result of Model Number:Dataset Number:Featuregroup Number:Rescale of 9 : 1 : 7 : 0

f1-score precision recall support
AFIB 0.746743 0.718195 0.793716 875.0
GSVT 0.773752 0.747048 0.809973 691.0
SB 0.862104 0.846887 0.878825 1553.0
SR 0.730182 0.878002 0.630414 907.0
macro avg 0.778195 0.797533 0.778232 4026.0
micro avg 0.792547 0.792547 0.792547 4026.0
weighted avg 0.792148 0.808791 0.792547 4026.0
The result of Model Number:Dataset Number:Featuregroup Number:Rescale of 9 : 1 : 7 : 1

f1-score precision recall support
AFIB 0.676000 0.682235 0.670041 204.0
GSVT 0.700714 0.700739 0.700708 300.0
SB 0.715389 0.714119 0.716671 892.0
SR 0.707797 0.707607 0.708004 681.0
macro avg 0.699975 0.701175 0.698856 2077.0
micro avg 0.706944 0.706944 0.706944 2077.0

weighted avg 0.706912 0.706920 0.706944 2077.0

The result of Model Number:Dataset Number:Featuregroup Number:Rescale of 9 : 1 : 8 : 0

f1-score precision recall support

AFIB	0.757027	0.757387	0.756775	875.0
GSVT	0.776632	0.769910	0.783500	691.0
SB	0.829446	0.823401	0.835587	1553.0
SR	0.794011	0.809795	0.778871	907.0
macro avg	0.789279	0.790123	0.788683	4026.0
micro avg	0.796741	0.796741	0.796741	4026.0
weighted avg	0.796659	0.796808	0.796741	4026.0

The result of Model Number:Dataset Number:Featuregroup Number:Rescale of 9 : 1 : 8 : 1

f1-score precision recall support

AFIB	0.786749	0.801188	0.773200	204.0
GSVT	0.816615	0.810049	0.823438	300.0
SB	0.831763	0.830279	0.833255	892.0
SR	0.823528	0.824261	0.822800	681.0
macro avg	0.814664	0.816444	0.813173	2077.0
micro avg	0.822511	0.822511	0.822511	2077.0
weighted avg	0.822454	0.822526	0.822511	2077.0

The result of Model Number:Dataset Number:Featuregroup Number:Rescale of 9 : 1 : 9 : 0

f1-score precision recall support

AFIB	0.744780	0.749226	0.740407	204.0
GSVT	0.763080	0.759803	0.766386	300.0
SB	0.776149	0.775025	0.777279	892.0
SR	0.769052	0.770640	0.767474	681.0
macro avg	0.763265	0.763674	0.762886	2077.0
micro avg	0.768869	0.768869	0.768869	2077.0
weighted avg	0.768853	0.768855	0.768869	2077.0

The result of Model Number:Dataset Number:Featuregroup Number:Rescale of 9 : 1 : 9 : 1

f1-score precision recall support

AFIB	0.794868	0.798637	0.791141	875.0
GSVT	0.804729	0.800932	0.808580	691.0
SB	0.848801	0.847009	0.850605	1553.0
SR	0.832716	0.835048	0.830417	907.0
macro avg	0.820279	0.820406	0.820186	4026.0
micro avg	0.825920	0.825920	0.825920	4026.0
weighted avg	0.825891	0.825893	0.825920	4026.0

The result of Model Number:Dataset Number:Featuregroup Number:Rescale of 9 : 1 : 10 : 0

f1-score precision recall support

AFIB	0.751451	0.758746	0.744760	204.0
GSVT	0.773976	0.770318	0.777874	300.0
SB	0.789649	0.788768	0.790534	892.0

SR 0.782701 0.783512 0.781897 681.0
macro avg 0.774445 0.775336 0.773766 2077.0
micro avg 0.781378 0.781378 0.781378 2077.0
weighted avg 0.781356 0.781431 0.781378 2077.0
The result of Model Number:Dataset Number:Featuregroup Number:Rescale of 9 : 1 : 10 :
1

f1-score precision recall support
AFIB 0.827672 0.821299 0.834208 875.0
GSVT 0.838418 0.842311 0.834744 691.0
SB 0.898481 0.893702 0.903332 1553.0
SR 0.872009 0.884269 0.860181 907.0
macro avg 0.859145 0.860395 0.858116 4026.0
micro avg 0.866815 0.866815 0.866815 4026.0
weighted avg 0.866819 0.867020 0.866815 4026.0
The result of Model Number:Dataset Number:Featuregroup Number:Rescale of 10 : 0 : 0 :
0

f1-score precision recall support
AFIB 0.852900 0.846991 0.859064 875.0
GSVT 0.866058 0.869573 0.862712 691.0
SB 0.939675 0.929904 0.949658 1553.0
SR 0.892230 0.912991 0.872474 907.0
macro avg 0.887716 0.889865 0.885977 4026.0
micro avg 0.897657 0.897657 0.897657 4026.0
weighted avg 0.897492 0.897719 0.897657 4026.0
The result of Model Number:Dataset Number:Featuregroup Number:Rescale of 10 : 0 : 0 :
1

f1-score precision recall support
AFIB 0.862434 0.869956 0.855256 204.0
GSVT 0.892260 0.890803 0.893743 300.0
SB 0.911225 0.909003 0.913470 892.0
SR 0.902871 0.904232 0.901545 681.0
macro avg 0.892197 0.893498 0.891003 2077.0
micro avg 0.900993 0.900993 0.900993 2077.0
weighted avg 0.900955 0.900975 0.900993 2077.0
The result of Model Number:Dataset Number:Featuregroup Number:Rescale of 10 : 0 : 1 :
0

f1-score precision recall support
AFIB 0.649452 0.649128 0.649805 875.0
GSVT 0.657531 0.661930 0.653242 691.0
SB 0.697073 0.695471 0.698686 1553.0
SR 0.676883 0.676722 0.677161 907.0
macro avg 0.670235 0.670813 0.669724 4026.0
micro avg 0.675413 0.675413 0.675413 4026.0
weighted avg 0.675388 0.675419 0.675413 4026.0

The result of Model Number:Dataset Number:Featuregroup Number:Rescale of 10 : 0 : 1 : 1

	f1-score	precision	recall	support
AFIB	0.738567	0.765834	0.713243	204.0
GSVT	0.754353	0.746611	0.762374	300.0
SB	0.775014	0.771400	0.778663	892.0
SR	0.762930	0.763408	0.762478	681.0
macro avg	0.757716	0.761813	0.754190	2077.0
micro avg	0.764578	0.764578	0.764578	2077.0
weighted avg	0.764488	0.764652	0.764578	2077.0

The result of Model Number:Dataset Number:Featuregroup Number:Rescale of 10 : 0 : 2 : 0

	f1-score	precision	recall	support
AFIB	0.783119	0.804286	0.763201	204.0
GSVT	0.789574	0.777951	0.801658	300.0
SB	0.804869	0.796306	0.813620	892.0
SR	0.789940	0.800795	0.779389	681.0
macro avg	0.791876	0.794834	0.789467	2077.0
micro avg	0.795717	0.795717	0.795717	2077.0
weighted avg	0.795629	0.795910	0.795717	2077.0

The result of Model Number:Dataset Number:Featuregroup Number:Rescale of 10 : 0 : 2 : 1

	f1-score	precision	recall	support
AFIB	0.773266	0.774564	0.792432	204.0
GSVT	0.765996	0.795722	0.739400	300.0
SB	0.812506	0.767947	0.862887	892.0
SR	0.704269	0.769263	0.651185	681.0
macro avg	0.764009	0.776874	0.761476	2077.0
micro avg	0.768718	0.768718	0.768718	2077.0
weighted avg	0.766446	0.773040	0.768718	2077.0

The result of Model Number:Dataset Number:Featuregroup Number:Rescale of 10 : 0 : 3 : 0

	f1-score	precision	recall	support
AFIB	0.856860	0.867381	0.846724	204.0
GSVT	0.874119	0.870385	0.877905	300.0
SB	0.884700	0.882044	0.887375	892.0
SR	0.877253	0.879341	0.875203	681.0
macro avg	0.873233	0.874788	0.871802	2077.0
micro avg	0.878024	0.878024	0.878024	2077.0
weighted avg	0.877995	0.878034	0.878024	2077.0

The result of Model Number:Dataset Number:Featuregroup Number:Rescale of 10 : 0 : 3 : 1

	f1-score	precision	recall	support
AFIB	0.716645	0.743215	0.692012	204.0

GSVT 0.738115 0.728885 0.747674 300.0
SB 0.756832 0.749926 0.763872 892.0
SR 0.736934 0.742653 0.731310 681.0
macro avg 0.737131 0.741170 0.733717 2077.0
micro avg 0.743798 0.743798 0.743798 2077.0
weighted avg 0.743657 0.743843 0.743798 2077.0
The result of Model Number:Dataset Number:Featuregroup Number:Rescale of 10 : 0 : 4 :
0

f1-score precision recall support
AFIB 0.687307 0.687127 0.687553 875.0
GSVT 0.701665 0.699012 0.704413 691.0
SB 0.747028 0.743655 0.750443 1553.0
SR 0.721852 0.730099 0.713817 907.0
macro avg 0.714463 0.714973 0.714056 4026.0
micro avg 0.720623 0.720623 0.720623 4026.0
weighted avg 0.720591 0.720653 0.720623 4026.0
The result of Model Number:Dataset Number:Featuregroup Number:Rescale of 10 : 0 : 4 :
1

f1-score precision recall support
AFIB 0.762839 0.754322 0.771559 875.0
GSVT 0.778016 0.785142 0.771030 691.0
SB 0.829790 0.827088 0.832513 1553.0
SR 0.808279 0.816376 0.800343 907.0
macro avg 0.794731 0.795732 0.793862 4026.0
micro avg 0.801466 0.801466 0.801466 4026.0
weighted avg 0.801507 0.801661 0.801466 4026.0
The result of Model Number:Dataset Number:Featuregroup Number:Rescale of 10 : 0 : 5 :
0

f1-score precision recall support
AFIB 0.786598 0.789305 0.784009 875.0
GSVT 0.801531 0.785540 0.818332 691.0
SB 0.848485 0.843897 0.853129 1553.0
SR 0.815667 0.834632 0.797594 907.0
macro avg 0.813070 0.813343 0.813266 4026.0
micro avg 0.819623 0.819623 0.819623 4026.0
weighted avg 0.819583 0.819929 0.819623 4026.0
The result of Model Number:Dataset Number:Featuregroup Number:Rescale of 10 : 0 : 5 :
1

f1-score precision recall support
AFIB 0.646059 0.715844 0.588790 204.0
GSVT 0.748920 0.736740 0.761628 300.0
SB 0.798677 0.795041 0.802348 892.0
SR 0.779379 0.769462 0.789567 681.0
macro avg 0.743259 0.754272 0.735583 2077.0

micro avg 0.771301 0.771301 0.771301 2077.0
weighted avg 0.770173 0.770455 0.771301 2077.0
The result of Model Number:Dataset Number:Featuregroup Number:Rescale of 10 : 0 : 6 :
0

	f1-score	precision	recall	support
AFIB	0.737178	0.739868	0.734556	875.0
GSVT	0.749919	0.740154	0.760009	691.0
SB	0.790490	0.781784	0.799398	1553.0
SR	0.749158	0.769853	0.729587	907.0
macro avg	0.756686	0.757915	0.755888	4026.0
micro avg	0.762818	0.762818	0.762818	4026.0
weighted avg	0.762628	0.762841	0.762818	4026.0

The result of Model Number:Dataset Number:Featuregroup Number:Rescale of 10 : 0 : 6 :
1

	f1-score	precision	recall	support
AFIB	0.822452	0.836125	0.809407	204.0
GSVT	0.838222	0.832267	0.844326	300.0
SB	0.857664	0.852844	0.862559	892.0
SR	0.846738	0.851918	0.841647	681.0
macro avg	0.841269	0.843289	0.839485	2077.0
micro avg	0.847848	0.847848	0.847848	2077.0
weighted avg	0.847815	0.847926	0.847848	2077.0

The result of Model Number:Dataset Number:Featuregroup Number:Rescale of 10 : 0 : 7 :
0

	f1-score	precision	recall	support
AFIB	0.672146	0.700209	0.646368	875.0
GSVT	0.726152	0.722476	0.729954	691.0
SB	0.796248	0.791767	0.800802	1553.0
SR	0.745567	0.729011	0.762904	907.0
macro avg	0.735028	0.735866	0.735007	4026.0
micro avg	0.746540	0.746540	0.746540	4026.0
weighted avg	0.745828	0.745837	0.746540	4026.0

The result of Model Number:Dataset Number:Featuregroup Number:Rescale of 10 : 0 : 7 :
1

	f1-score	precision	recall	support
AFIB	0.928799	0.938700	0.919257	204.0
GSVT	0.945880	0.940692	0.951232	300.0
SB	0.967714	0.966101	0.969339	892.0
SR	0.959647	0.961211	0.958102	681.0
macro avg	0.950510	0.951676	0.949482	2077.0
micro avg	0.958120	0.958120	0.958120	2077.0
weighted avg	0.958093	0.958136	0.958120	2077.0

The result of Model Number:Dataset Number:Featuregroup Number:Rescale of 10 : 0 : 8 :
0

f1-score precision recall support
AFIB 0.891804 0.890987 0.892728 875.0
GSVT 0.910083 0.908318 0.911951 691.0
SB 0.965717 0.963566 0.967892 1553.0
SR 0.939358 0.945486 0.933343 907.0
macro avg 0.926740 0.927089 0.926479 4026.0
micro avg 0.934171 0.934171 0.934171 4026.0
weighted avg 0.934166 0.934236 0.934171 4026.0
The result of Model Number:Dataset Number:Featuregroup Number:Rescale of 10 : 0 : 8 :
1

f1-score precision recall support
AFIB 0.776085 0.764185 0.788490 875.0
GSVT 0.802845 0.810715 0.795285 691.0
SB 0.854442 0.852446 0.856474 1553.0
SR 0.833097 0.843661 0.822814 907.0
macro avg 0.816617 0.817752 0.815766 4026.0
micro avg 0.823613 0.823613 0.823613 4026.0
weighted avg 0.823748 0.824122 0.823613 4026.0
The result of Model Number:Dataset Number:Featuregroup Number:Rescale of 10 : 0 : 9 :
0

f1-score precision recall support
AFIB 0.746454 0.739624 0.753443 875.0
GSVT 0.756018 0.762689 0.749576 691.0
SB 0.803623 0.799386 0.807916 1553.0
SR 0.785457 0.794922 0.776285 907.0
macro avg 0.772888 0.774155 0.771805 4026.0
micro avg 0.778938 0.778938 0.778938 4026.0
weighted avg 0.778935 0.779094 0.778938 4026.0
The result of Model Number:Dataset Number:Featuregroup Number:Rescale of 10 : 0 : 9 :
1

f1-score precision recall support
AFIB 0.866355 0.882276 0.851104 204.0
GSVT 0.880907 0.875138 0.886776 300.0
SB 0.895975 0.891601 0.900395 892.0
SR 0.886714 0.890401 0.883071 681.0
macro avg 0.882488 0.884854 0.880336 2077.0
micro avg 0.887906 0.887906 0.887906 2077.0
weighted avg 0.887853 0.887914 0.887906 2077.0
The result of Model Number:Dataset Number:Featuregroup Number:Rescale of 10 : 0 :
10 : 0

f1-score precision recall support
AFIB 0.843985 0.878050 0.812531 204.0
GSVT 0.875392 0.861172 0.890241 300.0
SB 0.898039 0.890819 0.905388 892.0

SR 0.873878 0.880171 0.867721 681.0
macro avg 0.872823 0.877553 0.868970 2077.0
micro avg 0.881730 0.881730 0.881730 2077.0
weighted avg 0.881537 0.881791 0.881730 2077.0
The result of Model Number:Dataset Number:Featuregroup Number:Rescale of 10 : 0 :

10 : 1

f1-score precision recall support

AFIB 0.870632 0.862470 0.879061 875.0
GSVT 0.825443 0.805603 0.886122 691.0
SB 0.954471 0.950965 0.958028 1553.0
SR 0.742370 0.747576 0.737246 907.0
macro avg 0.848229 0.841654 0.865114 4026.0
micro avg 0.878785 0.878785 0.878785 4026.0
weighted avg 0.866321 0.860962 0.878785 4026.0

The result of Model Number:Dataset Number:Featuregroup Number:Rescale of 10 : 1 : 0 :
0

f1-score precision recall support

AFIB 0.819481 0.823780 0.815276 875.0
GSVT 0.836616 0.835114 0.838184 691.0
SB 0.908422 0.901455 0.915499 1553.0
SR 0.876372 0.885144 0.867778 907.0
macro avg 0.860223 0.861373 0.859184 4026.0
micro avg 0.869696 0.869696 0.869696 4026.0
weighted avg 0.869547 0.869512 0.869696 4026.0

The result of Model Number:Dataset Number:Featuregroup Number:Rescale of 10 : 1 : 0 :
1

f1-score precision recall support

AFIB 0.700016 0.699973 0.700102 875.0
GSVT 0.701531 0.697738 0.705377 691.0
SB 0.735045 0.730154 0.740012 1553.0
SR 0.715527 0.727267 0.704187 907.0
macro avg 0.713030 0.713783 0.712419 4026.0
micro avg 0.717322 0.717322 0.717322 4026.0
weighted avg 0.717283 0.717381 0.717322 4026.0

The result of Model Number:Dataset Number:Featuregroup Number:Rescale of 10 : 1 : 1 :
0

f1-score precision recall support

AFIB 0.869098 0.869511 0.868809 875.0
GSVT 0.891605 0.883888 0.899490 691.0
SB 0.952238 0.945299 0.959288 1553.0
SR 0.911557 0.929678 0.894176 907.0
macro avg 0.906124 0.907094 0.905441 4026.0
micro avg 0.914691 0.914691 0.914691 4026.0
weighted avg 0.914597 0.914768 0.914691 4026.0

The result of Model Number:Dataset Number:Featuregroup Number:Rescale of 10 : 1 : 1 : 1

	f1-score	precision	recall	support
AFIB	0.653933	0.639959	0.668569	875.0
GSVT	0.677190	0.687545	0.667202	691.0
SB	0.721883	0.721978	0.721790	1553.0
SR	0.703285	0.710568	0.696152	907.0
macro avg	0.689073	0.690013	0.688428	4026.0
micro avg	0.695078	0.695078	0.695078	4026.0
weighted avg	0.695254	0.695672	0.695078	4026.0

The result of Model Number:Dataset Number:Featuregroup Number:Rescale of 10 : 1 : 2 : 0

	f1-score	precision	recall	support
AFIB	0.699065	0.678925	0.767009	875.0
GSVT	0.770464	0.768003	0.773040	691.0
SB	0.650385	0.640800	0.660314	1553.0
SR	0.778758	0.793958	0.764227	907.0
macro avg	0.724668	0.720422	0.741148	4026.0
micro avg	0.726261	0.726261	0.726261	4026.0
weighted avg	0.710496	0.705423	0.726261	4026.0

The result of Model Number:Dataset Number:Featuregroup Number:Rescale of 10 : 1 : 2 : 1

	f1-score	precision	recall	support
AFIB	0.719223	0.722996	0.715533	875.0
GSVT	0.734262	0.732943	0.735638	691.0
SB	0.797283	0.791169	0.803494	1553.0
SR	0.769154	0.776853	0.761611	907.0
macro avg	0.754981	0.755990	0.754069	4026.0
micro avg	0.763295	0.763295	0.763295	4026.0
weighted avg	0.763164	0.763134	0.763295	4026.0

The result of Model Number:Dataset Number:Featuregroup Number:Rescale of 10 : 1 : 3 : 0

	f1-score	precision	recall	support
AFIB	0.851319	0.851441	0.851309	875.0
GSVT	0.866187	0.859007	0.873553	691.0
SB	0.906886	0.899041	0.914884	1553.0
SR	0.877002	0.896814	0.858077	907.0
macro avg	0.875349	0.876576	0.874456	4026.0
micro avg	0.881175	0.881175	0.881175	4026.0
weighted avg	0.881092	0.881323	0.881175	4026.0

The result of Model Number:Dataset Number:Featuregroup Number:Rescale of 10 : 1 : 3 : 1

	f1-score	precision	recall	support
AFIB	0.832509	0.832242	0.832818	875.0

GSVT 0.844916 0.834055 0.856162 691.0
SB 0.893701 0.891757 0.895657 1553.0
SR 0.868974 0.881712 0.856613 907.0
macro avg 0.860025 0.859942 0.860313 4026.0
micro avg 0.866425 0.866425 0.866425 4026.0
weighted avg 0.866458 0.866656 0.866425 4026.0
The result of Model Number:Dataset Number:Featuregroup Number:Rescale of 10 : 1 : 4 :
0

f1-score precision recall support

AFIB 0.787152 0.769264 0.805946 875.0
GSVT 0.814128 0.827331 0.801407 691.0
SB 0.868586 0.868591 0.868586 1553.0
SR 0.846355 0.855997 0.836930 907.0
macro avg 0.829055 0.830296 0.828217 4026.0
micro avg 0.836310 0.836310 0.836310 4026.0
weighted avg 0.836532 0.837085 0.836310 4026.0
The result of Model Number:Dataset Number:Featuregroup Number:Rescale of 10 : 1 : 4 :
1

f1-score precision recall support

AFIB 0.830545 0.809292 0.853022 875.0
GSVT 0.785122 0.829620 0.745336 691.0
SB 0.832504 0.766104 0.911527 1553.0
SR 0.665030 0.807766 0.565283 907.0
macro avg 0.778300 0.803195 0.768792 4026.0
micro avg 0.792284 0.792284 0.792284 4026.0
weighted avg 0.786216 0.795778 0.792284 4026.0
The result of Model Number:Dataset Number:Featuregroup Number:Rescale of 10 : 1 : 5 :
0

f1-score precision recall support

AFIB 0.641516 0.703262 0.589957 204.0
GSVT 0.746086 0.738419 0.754052 300.0
SB 0.790908 0.787832 0.794010 892.0
SR 0.772583 0.761900 0.783584 681.0
macro avg 0.737773 0.747853 0.730401 2077.0
micro avg 0.764778 0.764778 0.764778 2077.0
weighted avg 0.763752 0.763886 0.764778 2077.0
The result of Model Number:Dataset Number:Featuregroup Number:Rescale of 10 : 1 : 5 :
1

f1-score precision recall support

AFIB 0.858370 0.834562 0.886277 875.0
GSVT 0.869575 0.906203 0.841144 691.0
SB 0.955259 0.954776 0.955754 1553.0
SR 0.931294 0.937122 0.925544 907.0
macro avg 0.903624 0.908166 0.902180 4026.0

micro avg 0.914177 0.914177 0.914177 4026.0
weighted avg 0.914096 0.916335 0.914177 4026.0
The result of Model Number:Dataset Number:Featuregroup Number:Rescale of 10 : 1 : 6 :
0

	f1-score	precision	recall	support
AFIB	0.625014	0.613330	0.637218	875.0
GSVT	0.646907	0.657120	0.637088	691.0
SB	0.687958	0.686729	0.689198	1553.0
SR	0.670471	0.677575	0.663520	907.0
macro avg	0.657588	0.658688	0.656756	4026.0
micro avg	0.663172	0.663172	0.663172	4026.0
weighted avg	0.663293	0.663632	0.663172	4026.0

The result of Model Number:Dataset Number:Featuregroup Number:Rescale of 10 : 1 : 6 :
1

	f1-score	precision	recall	support
AFIB	0.811917	0.867354	0.763487	204.0
GSVT	0.858277	0.840787	0.876585	300.0
SB	0.879565	0.871854	0.887447	892.0
SR	0.857869	0.860726	0.855108	681.0
macro avg	0.851907	0.860180	0.845657	2077.0
micro avg	0.863100	0.863100	0.863100	2077.0
weighted avg	0.862733	0.863276	0.863100	2077.0

The result of Model Number:Dataset Number:Featuregroup Number:Rescale of 10 : 1 : 7 :
0

	f1-score	precision	recall	support
AFIB	0.883426	0.929066	0.842322	204.0
GSVT	0.926347	0.917293	0.935603	300.0
SB	0.942681	0.935097	0.950394	892.0
SR	0.931037	0.932170	0.929944	681.0
macro avg	0.920873	0.928407	0.914566	2077.0
micro avg	0.930938	0.930938	0.930938	2077.0
weighted avg	0.930684	0.930974	0.930938	2077.0

The result of Model Number:Dataset Number:Featuregroup Number:Rescale of 10 : 1 : 7 :
1

	f1-score	precision	recall	support
AFIB	0.766834	0.754557	0.862843	204.0
GSVT	0.897760	0.887343	0.908752	300.0
SB	0.927820	0.924316	0.931356	892.0
SR	0.727984	0.731748	0.724383	681.0
macro avg	0.830099	0.824491	0.856833	2077.0
micro avg	0.853500	0.853500	0.853500	2077.0
weighted avg	0.842145	0.839164	0.853500	2077.0

The result of Model Number:Dataset Number:Featuregroup Number:Rescale of 10 : 1 : 8 :
0

f1-score precision recall support
AFIB 0.791556 0.832450 0.754727 204.0
GSVT 0.830014 0.821901 0.838307 300.0
SB 0.844649 0.837854 0.851560 892.0
SR 0.834216 0.835232 0.833237 681.0
macro avg 0.825109 0.831859 0.819458 2077.0
micro avg 0.834127 0.834127 0.834127 2077.0
weighted avg 0.833900 0.834159 0.834127 2077.0
The result of Model Number:Dataset Number:Featuregroup Number:Rescale of 10 : 1 : 8 :
1

f1-score precision recall support
AFIB 0.811532 0.830809 0.793203 204.0
GSVT 0.838189 0.830330 0.846286 300.0
SB 0.856190 0.855232 0.857150 892.0
SR 0.847926 0.847074 0.848793 681.0
macro avg 0.838459 0.840861 0.836358 2077.0
micro avg 0.846560 0.846560 0.846560 2077.0
weighted avg 0.846494 0.846561 0.846560 2077.0
The result of Model Number:Dataset Number:Featuregroup Number:Rescale of 10 : 1 : 9 :
0

f1-score precision recall support
AFIB 0.856966 0.903937 0.815205 204.0
GSVT 0.816014 0.844623 0.789379 300.0
SB 0.839350 0.806977 0.874443 892.0
SR 0.747044 0.767312 0.727863 681.0
macro avg 0.814844 0.830712 0.801723 2077.0
micro avg 0.808278 0.808278 0.808278 2077.0
weighted avg 0.807445 0.808933 0.808278 2077.0
The result of Model Number:Dataset Number:Featuregroup Number:Rescale of 10 : 1 : 9 :
1

f1-score precision recall support
AFIB 0.822928 0.840189 0.806384 204.0
GSVT 0.842018 0.837036 0.847068 300.0
SB 0.862546 0.860526 0.864576 892.0
SR 0.855260 0.855014 0.855514 681.0
macro avg 0.845688 0.848191 0.843386 2077.0
micro avg 0.853360 0.853360 0.853360 2077.0
weighted avg 0.853301 0.853328 0.853360 2077.0
The result of Model Number:Dataset Number:Featuregroup Number:Rescale of 10 : 1 :
10 : 0

f1-score precision recall support
AFIB 0.850021 0.855095 0.845030 204.0
GSVT 0.870907 0.867168 0.874681 300.0
SB 0.885822 0.884540 0.887112 892.0

SR 0.877723 0.879536 0.875922 681.0
macro avg 0.871119 0.871585 0.870686 2077.0
micro avg 0.877514 0.877514 0.877514 2077.0
weighted avg 0.877496 0.877498 0.877514 2077.0
The result of Model Number:Dataset Number:Featuregroup Number:Rescale of 10 : 1 :
10 : 1

f1-score precision recall support
AFIB 0.732276 0.735642 0.728977 875.0
GSVT 0.701839 0.706067 0.697684 691.0
SB 0.752837 0.719279 0.789716 1553.0
SR 0.643840 0.700904 0.595498 907.0
macro avg 0.707698 0.715473 0.702969 4026.0
micro avg 0.716965 0.716965 0.716965 4026.0
weighted avg 0.715060 0.716428 0.716965 4026.0

The result of Model Number:Dataset Number:Featuregroup Number:Rescale of 11 : 0 : 0 :
0

f1-score precision recall support
AFIB 0.693109 0.693233 0.693015 875.0
GSVT 0.700442 0.702808 0.698136 691.0
SB 0.735778 0.733241 0.738336 1553.0
SR 0.721806 0.724241 0.719415 907.0
macro avg 0.712784 0.713381 0.712225 4026.0
micro avg 0.717324 0.717324 0.717324 4026.0
weighted avg 0.717292 0.717295 0.717324 4026.0

The result of Model Number:Dataset Number:Featuregroup Number:Rescale of 11 : 0 : 0 :
1

f1-score precision recall support
AFIB 0.634199 0.624650 0.649325 875.0
GSVT 0.605546 0.603783 0.610711 691.0
SB 0.646645 0.602570 0.703054 1553.0
SR 0.479010 0.640294 0.396917 907.0
macro avg 0.591350 0.617824 0.590002 4026.0
micro avg 0.606559 0.606559 0.606559 4026.0
weighted avg 0.599120 0.616076 0.606559 4026.0

The result of Model Number:Dataset Number:Featuregroup Number:Rescale of 11 : 0 : 1 :
0

f1-score precision recall support
AFIB 0.742214 0.747513 0.737122 204.0
GSVT 0.768167 0.767671 0.768677 300.0
SB 0.783536 0.781798 0.785290 892.0
SR 0.776532 0.777472 0.775619 681.0
macro avg 0.767612 0.768614 0.766677 2077.0
micro avg 0.774989 0.774989 0.774989 2077.0
weighted avg 0.774961 0.774972 0.774989 2077.0

The result of Model Number:Dataset Number:Featuregroup Number:Rescale of 11 : 0 : 1 :
1

	f1-score	precision	recall	support
AFIB	0.764517	0.754756	0.774578	875.0
GSVT	0.777936	0.782397	0.773546	691.0
SB	0.832732	0.829235	0.836267	1553.0
SR	0.808213	0.821295	0.795556	907.0
macro avg	0.795849	0.796921	0.794987	4026.0
micro avg	0.802923	0.802923	0.802923	4026.0
weighted avg	0.802978	0.803220	0.802923	4026.0

The result of Model Number:Dataset Number:Featuregroup Number:Rescale of 11 : 0 : 2 :
0

	f1-score	precision	recall	support
AFIB	0.777129	0.771745	0.782745	875.0
GSVT	0.789118	0.792321	0.786070	691.0
SB	0.856195	0.847292	0.865291	1553.0
SR	0.812965	0.831881	0.794964	907.0
macro avg	0.808852	0.810810	0.807267	4026.0
micro avg	0.817910	0.817910	0.817910	4026.0
weighted avg	0.817759	0.817966	0.817910	4026.0

The result of Model Number:Dataset Number:Featuregroup Number:Rescale of 11 : 0 : 2 :
1

	f1-score	precision	recall	support
AFIB	0.768360	0.810475	0.730917	204.0
GSVT	0.731642	0.757294	0.707762	300.0
SB	0.752566	0.723540	0.784030	892.0
SR	0.669804	0.687976	0.652606	681.0
macro avg	0.730593	0.744821	0.718829	2077.0
micro avg	0.724706	0.724706	0.724706	2077.0
weighted avg	0.723959	0.725293	0.724706	2077.0

The result of Model Number:Dataset Number:Featuregroup Number:Rescale of 11 : 0 : 3 :
0

	f1-score	precision	recall	support
AFIB	0.868831	0.895590	0.843798	204.0
GSVT	0.890996	0.880089	0.902274	300.0
SB	0.915197	0.909759	0.920731	892.0
SR	0.899770	0.904208	0.895411	681.0
macro avg	0.893698	0.897411	0.890553	2077.0
micro avg	0.902207	0.902207	0.902207	2077.0
weighted avg	0.902089	0.902262	0.902207	2077.0

The result of Model Number:Dataset Number:Featuregroup Number:Rescale of 11 : 0 : 3 :
1

	f1-score	precision	recall	support
AFIB	0.854662	0.843670	0.866004	875.0

GSVT 0.872059 0.879279 0.864993 691.0
SB 0.932407 0.928257 0.936605 1553.0
SR 0.905873 0.919271 0.892881 907.0
macro avg 0.891250 0.892619 0.890121 4026.0
micro avg 0.899119 0.899119 0.899119 4026.0
weighted avg 0.899174 0.899442 0.899119 4026.0
The result of Model Number:Dataset Number:Featuregroup Number:Rescale of 11 : 0 : 4 :
0

f1-score precision recall support
AFIB 0.747019 0.725497 0.819623 875.0
GSVT 0.823315 0.820685 0.826068 691.0
SB 0.694999 0.684757 0.705609 1553.0
SR 0.832178 0.848421 0.816650 907.0
macro avg 0.774378 0.769840 0.791987 4026.0
micro avg 0.776079 0.776079 0.776079 4026.0
weighted avg 0.759233 0.753812 0.776079 4026.0
The result of Model Number:Dataset Number:Featuregroup Number:Rescale of 11 : 0 : 4 :
1

f1-score precision recall support
AFIB 0.648304 0.642373 0.654374 875.0
GSVT 0.656611 0.662404 0.651016 691.0
SB 0.697956 0.694277 0.701685 1553.0
SR 0.682179 0.690400 0.674213 907.0
macro avg 0.671263 0.672363 0.670322 4026.0
micro avg 0.676517 0.676517 0.676517 4026.0
weighted avg 0.676514 0.676652 0.676517 4026.0
The result of Model Number:Dataset Number:Featuregroup Number:Rescale of 11 : 0 : 5 :
0

f1-score precision recall support
AFIB 0.654681 0.639423 0.670792 875.0
GSVT 0.628471 0.635379 0.621754 691.0
SB 0.661365 0.618658 0.710421 1553.0
SR 0.529320 0.635611 0.453768 907.0
macro avg 0.618459 0.632268 0.614184 4026.0
micro avg 0.628769 0.628769 0.628769 4026.0
weighted avg 0.624519 0.629860 0.628769 4026.0
The result of Model Number:Dataset Number:Featuregroup Number:Rescale of 11 : 0 : 5 :
1

f1-score precision recall support
AFIB 0.647901 0.653267 0.729772 204.0
GSVT 0.702605 0.672533 0.792703 300.0
SB 0.641504 0.639275 0.643751 892.0
SR 0.635126 0.635246 0.635010 681.0
macro avg 0.656784 0.650080 0.700309 2077.0

micro avg 0.670849 0.670849 0.670849 2077.0
weighted avg 0.648867 0.644132 0.670849 2077.0
The result of Model Number:Dataset Number:Featuregroup Number:Rescale of 11 : 0 : 6 :
0

	f1-score	precision	recall	support
AFIB	0.789091	0.791094	0.787127	875.0
GSVT	0.803016	0.794317	0.811941	691.0
SB	0.846335	0.836761	0.856143	1553.0
SR	0.807639	0.829750	0.786708	907.0
macro avg	0.811520	0.812980	0.810480	4026.0
micro avg	0.817914	0.817914	0.817914	4026.0
weighted avg	0.817741	0.817971	0.817914	4026.0

The result of Model Number:Dataset Number:Featuregroup Number:Rescale of 11 : 0 : 6 :
1

	f1-score	precision	recall	support
AFIB	0.740232	0.771539	0.711613	204.0
GSVT	0.681700	0.682894	0.690737	300.0
SB	0.733913	0.698950	0.773270	892.0
SR	0.648815	0.701072	0.604982	681.0
macro avg	0.701165	0.713614	0.695150	2077.0
micro avg	0.700115	0.700115	0.700115	2077.0
weighted avg	0.699090	0.704456	0.700115	2077.0

The result of Model Number:Dataset Number:Featuregroup Number:Rescale of 11 : 0 : 7 :
0

	f1-score	precision	recall	support
AFIB	0.692828	0.688684	0.697117	875.0
GSVT	0.698502	0.702273	0.694872	691.0
SB	0.740307	0.738143	0.742495	1553.0
SR	0.723579	0.728777	0.718469	907.0
macro avg	0.713804	0.714469	0.713238	4026.0
micro avg	0.719046	0.719046	0.719046	4026.0
weighted avg	0.719045	0.719127	0.719046	4026.0

The result of Model Number:Dataset Number:Featuregroup Number:Rescale of 11 : 0 : 7 :
1

	f1-score	precision	recall	support
AFIB	0.891026	0.914352	0.869266	204.0
GSVT	0.838394	0.862760	0.815822	300.0
SB	0.884684	0.853537	0.918208	892.0
SR	0.801859	0.827972	0.777503	681.0
macro avg	0.853991	0.864655	0.845200	2077.0
micro avg	0.852479	0.852479	0.852479	2077.0
weighted avg	0.851464	0.852460	0.852479	2077.0

The result of Model Number:Dataset Number:Featuregroup Number:Rescale of 11 : 0 : 8 :
0

f1-score precision recall support
AFIB 0.836237 0.842988 0.829665 204.0
GSVT 0.855425 0.851231 0.859691 300.0
SB 0.872120 0.871153 0.873097 892.0
SR 0.865608 0.866759 0.864466 681.0
macro avg 0.857348 0.858033 0.856730 2077.0
micro avg 0.864065 0.864065 0.864065 2077.0
weighted avg 0.864049 0.864069 0.864065 2077.0
The result of Model Number:Dataset Number:Featuregroup Number:Rescale of 11 : 0 : 8 :
1

f1-score precision recall support
AFIB 0.761729 0.776619 0.747533 204.0
GSVT 0.782660 0.777021 0.788408 300.0
SB 0.796667 0.793567 0.799793 892.0
SR 0.787959 0.790189 0.785759 681.0
macro avg 0.782254 0.784349 0.780373 2077.0
micro avg 0.788414 0.788414 0.788414 2077.0
weighted avg 0.788357 0.788405 0.788414 2077.0
The result of Model Number:Dataset Number:Featuregroup Number:Rescale of 11 : 0 : 9 :
0

f1-score precision recall support
AFIB 0.658271 0.656247 0.660350 875.0
GSVT 0.641491 0.644637 0.638478 691.0
SB 0.674387 0.646401 0.704912 1553.0
SR 0.580366 0.633212 0.535707 907.0
macro avg 0.638629 0.645124 0.634862 4026.0
micro avg 0.645705 0.645705 0.645705 4026.0
weighted avg 0.644057 0.645267 0.645705 4026.0
The result of Model Number:Dataset Number:Featuregroup Number:Rescale of 11 : 0 : 9 :
1

f1-score precision recall support
AFIB 0.850138 0.886958 0.816495 204.0
GSVT 0.794732 0.802148 0.787849 300.0
SB 0.823797 0.783295 0.868774 892.0
SR 0.734226 0.780562 0.693321 681.0
macro avg 0.800723 0.813241 0.791610 2077.0
micro avg 0.794423 0.794423 0.794423 2077.0
weighted avg 0.792818 0.795304 0.794423 2077.0
The result of Model Number:Dataset Number:Featuregroup Number:Rescale of 11 : 0 :
10 : 0

f1-score precision recall support
AFIB 0.709522 0.703030 0.716165 875.0
GSVT 0.718613 0.724953 0.712490 691.0
SB 0.763862 0.759835 0.767943 1553.0

SR 0.746595 0.755592 0.737877 907.0
macro avg 0.734648 0.735853 0.733619 4026.0
micro avg 0.740399 0.740399 0.740399 4026.0
weighted avg 0.740396 0.740547 0.740399 4026.0
The result of Model Number:Dataset Number:Featuregroup Number:Rescale of 11 : 0 :
10 : 1

f1-score precision recall support
AFIB 0.709307 0.755523 0.668734 204.0
GSVT 0.740381 0.722182 0.759621 300.0
SB 0.762094 0.752304 0.772169 892.0
SR 0.742300 0.751163 0.733692 681.0
macro avg 0.738521 0.745293 0.733554 2077.0
micro avg 0.747582 0.747582 0.747582 2077.0
weighted avg 0.747283 0.747896 0.747582 2077.0
The result of Model Number:Dataset Number:Featuregroup Number:Rescale of 11 : 1 : 0 :
0

f1-score precision recall support
AFIB 0.857339 0.893599 0.824192 204.0
GSVT 0.789547 0.790930 0.800014 300.0
SB 0.850021 0.809526 0.895604 892.0
SR 0.751460 0.811985 0.700692 681.0
macro avg 0.812092 0.826510 0.805126 2077.0
micro avg 0.810876 0.810876 0.810876 2077.0
weighted avg 0.809689 0.815904 0.810876 2077.0
The result of Model Number:Dataset Number:Featuregroup Number:Rescale of 11 : 1 : 0 :
1

f1-score precision recall support
AFIB 0.860118 0.887688 0.834466 204.0
GSVT 0.885850 0.870610 0.901765 300.0
SB 0.901174 0.892266 0.910265 892.0
SR 0.877079 0.888054 0.866390 681.0
macro avg 0.881055 0.884654 0.878221 2077.0
micro avg 0.887207 0.887207 0.887207 2077.0
weighted avg 0.887028 0.887307 0.887207 2077.0
The result of Model Number:Dataset Number:Featuregroup Number:Rescale of 11 : 1 : 1 :
0

f1-score precision recall support
AFIB 0.711132 0.742738 0.682205 204.0
GSVT 0.740766 0.734951 0.746691 300.0
SB 0.752082 0.746280 0.757982 892.0
SR 0.743761 0.744990 0.742564 681.0
macro avg 0.736936 0.742240 0.732360 2077.0
micro avg 0.743853 0.743853 0.743853 2077.0
weighted avg 0.743697 0.743873 0.743853 2077.0

The result of Model Number:Dataset Number:Featuregroup Number:Rescale of 11 : 1 : 1 : 1

	f1-score	precision	recall	support
AFIB	0.746171	0.766339	0.727193	204.0
GSVT	0.752321	0.741247	0.763835	300.0
SB	0.766894	0.758736	0.775233	892.0
SR	0.752670	0.763012	0.742617	681.0
macro avg	0.754514	0.757333	0.752219	2077.0
micro avg	0.758174	0.758174	0.758174	2077.0
weighted avg	0.758090	0.758359	0.758174	2077.0

The result of Model Number:Dataset Number:Featuregroup Number:Rescale of 11 : 1 : 2 : 0

	f1-score	precision	recall	support
AFIB	0.759798	0.749831	0.770067	875.0
GSVT	0.771430	0.780005	0.763055	691.0
SB	0.818201	0.816270	0.820146	1553.0
SR	0.797716	0.804895	0.790674	907.0
macro avg	0.786786	0.787750	0.785986	4026.0
micro avg	0.792824	0.792824	0.792824	4026.0
weighted avg	0.792865	0.793043	0.792824	4026.0

The result of Model Number:Dataset Number:Featuregroup Number:Rescale of 11 : 1 : 2 : 1

	f1-score	precision	recall	support
AFIB	0.784848	0.808650	0.762440	875.0
GSVT	0.837836	0.832026	0.843773	691.0
SB	0.916695	0.913188	0.920235	1553.0
SR	0.866973	0.853960	0.880438	907.0
macro avg	0.851588	0.851956	0.851722	4026.0
micro avg	0.863851	0.863851	0.863851	4026.0
weighted avg	0.863303	0.863195	0.863851	4026.0

The result of Model Number:Dataset Number:Featuregroup Number:Rescale of 11 : 1 : 3 : 0

	f1-score	precision	recall	support
AFIB	0.650083	0.664784	0.636038	875.0
GSVT	0.689236	0.692169	0.686368	691.0
SB	0.748367	0.744840	0.751932	1553.0
SR	0.709068	0.698191	0.720318	907.0
macro avg	0.699188	0.699996	0.698664	4026.0
micro avg	0.708369	0.708369	0.708369	4026.0
weighted avg	0.708004	0.707891	0.708369	4026.0

The result of Model Number:Dataset Number:Featuregroup Number:Rescale of 11 : 1 : 3 : 1

	f1-score	precision	recall	support
AFIB	0.687795	0.693079	0.682748	204.0

GSVT 0.712016 0.711334 0.712723 300.0
SB 0.726583 0.724891 0.728291 892.0
SR 0.719897 0.720867 0.718945 681.0
macro avg 0.711573 0.712543 0.710677 2077.0
micro avg 0.718505 0.718505 0.718505 2077.0
weighted avg 0.718477 0.718489 0.718505 2077.0
The result of Model Number:Dataset Number:Featuregroup Number:Rescale of 11 : 1 : 4 :
0

f1-score precision recall support
AFIB 0.688599 0.689833 0.687392 875.0
GSVT 0.659380 0.662844 0.655971 691.0
SB 0.697464 0.659097 0.740580 1553.0
SR 0.579247 0.651985 0.521161 907.0
macro avg 0.656173 0.665940 0.651276 4026.0
micro avg 0.665067 0.665067 0.665067 4026.0
weighted avg 0.662368 0.664818 0.665067 4026.0
The result of Model Number:Dataset Number:Featuregroup Number:Rescale of 11 : 1 : 4 :
1

f1-score precision recall support
AFIB 0.772848 0.775668 0.770099 875.0
GSVT 0.786205 0.775968 0.796784 691.0
SB 0.828740 0.819612 0.838079 1553.0
SR 0.785408 0.807104 0.764890 907.0
macro avg 0.793300 0.794588 0.792463 4026.0
micro avg 0.799728 0.799728 0.799728 4026.0
weighted avg 0.799530 0.799753 0.799728 4026.0
The result of Model Number:Dataset Number:Featuregroup Number:Rescale of 11 : 1 : 5 :
0

f1-score precision recall support
AFIB 0.905916 0.937597 0.876724 204.0
GSVT 0.944174 0.938419 0.950130 300.0
SB 0.963562 0.959603 0.967557 892.0
SR 0.954654 0.953262 0.956057 681.0
macro avg 0.942077 0.947220 0.937617 2077.0
micro avg 0.952348 0.952348 0.952348 2077.0
weighted avg 0.952179 0.952303 0.952348 2077.0
The result of Model Number:Dataset Number:Featuregroup Number:Rescale of 11 : 1 : 5 :
1

f1-score precision recall support
AFIB 0.796657 0.802345 0.791191 204.0
GSVT 0.824513 0.823982 0.825062 300.0
SB 0.841010 0.839144 0.842893 892.0
SR 0.833493 0.834501 0.832512 681.0
macro avg 0.823918 0.824993 0.822915 2077.0

micro avg 0.831836 0.831836 0.831836 2077.0
weighted avg 0.831806 0.831817 0.831836 2077.0
The result of Model Number:Dataset Number:Featuregroup Number:Rescale of 11 : 1 : 6 :
0

	f1-score	precision	recall	support
AFIB	0.675217	0.676599	0.673914	204.0
GSVT	0.690068	0.687386	0.692820	300.0
SB	0.705388	0.704446	0.706335	892.0
SR	0.700206	0.702276	0.698151	681.0
macro avg	0.692720	0.692677	0.692805	2077.0
micro avg	0.698515	0.698515	0.698515	2077.0
weighted avg	0.698513	0.698536	0.698515	2077.0

The result of Model Number:Dataset Number:Featuregroup Number:Rescale of 11 : 1 : 6 :
1

	f1-score	precision	recall	support
AFIB	0.599189	0.622473	0.577628	875.0
GSVT	0.644147	0.639391	0.649061	691.0
SB	0.707869	0.704222	0.711559	1553.0
SR	0.666169	0.653466	0.679448	907.0
macro avg	0.654344	0.654888	0.654424	4026.0
micro avg	0.664490	0.664490	0.664490	4026.0
weighted avg	0.663917	0.663893	0.664490	4026.0

The result of Model Number:Dataset Number:Featuregroup Number:Rescale of 11 : 1 : 7 :
0

	f1-score	precision	recall	support
AFIB	0.637271	0.637441	0.637212	875.0
GSVT	0.648368	0.645974	0.650861	691.0
SB	0.693627	0.691943	0.695322	1553.0
SR	0.677085	0.681944	0.672313	907.0
macro avg	0.664088	0.664326	0.663927	4026.0
micro avg	0.669878	0.669878	0.669878	4026.0
weighted avg	0.669884	0.669955	0.669878	4026.0

The result of Model Number:Dataset Number:Featuregroup Number:Rescale of 11 : 1 : 7 :
1

	f1-score	precision	recall	support
AFIB	0.697985	0.689600	0.706603	875.0
GSVT	0.711410	0.717170	0.705746	691.0
SB	0.758308	0.755405	0.761236	1553.0
SR	0.740528	0.749997	0.731305	907.0
macro avg	0.727058	0.728043	0.726222	4026.0
micro avg	0.733095	0.733095	0.733095	4026.0
weighted avg	0.733143	0.733322	0.733095	4026.0

The result of Model Number:Dataset Number:Featuregroup Number:Rescale of 11 : 1 : 8 :
0

	f1-score	precision	recall	support
AFIB	0.883779	0.889558	0.878129	204.0
GSVT	0.905922	0.903835	0.908029	300.0
SB	0.922093	0.920762	0.923434	892.0
SR	0.914825	0.915781	0.913888	681.0
macro avg	0.906655	0.907484	0.905870	2077.0
micro avg	0.913629	0.913629	0.913629	2077.0
weighted avg	0.913611	0.913619	0.913629	2077.0

The result of Model Number:Dataset Number:Featuregroup Number:Rescale of 11 : 1 : 8 : 1

	f1-score	precision	recall	support
AFIB	0.886002	0.878167	0.894016	875.0
GSVT	0.805530	0.780095	0.896168	691.0
SB	0.726229	0.697280	0.771500	1553.0
SR	0.748484	0.756229	0.740945	907.0
macro avg	0.791561	0.777943	0.825657	4026.0
micro avg	0.812641	0.812641	0.812641	4026.0
weighted avg	0.779578	0.764088	0.812641	4026.0

The result of Model Number:Dataset Number:Featuregroup Number:Rescale of 11 : 1 : 9 : 0

	f1-score	precision	recall	support
AFIB	0.927439	0.945960	0.909772	204.0
GSVT	0.937855	0.926136	0.950015	300.0
SB	0.955760	0.946621	0.965078	892.0
SR	0.938403	0.950713	0.926433	681.0
macro avg	0.939864	0.942358	0.937824	2077.0
micro avg	0.944800	0.944800	0.944800	2077.0
weighted avg	0.944701	0.944939	0.944800	2077.0

The result of Model Number:Dataset Number:Featuregroup Number:Rescale of 11 : 1 : 9 : 1

	f1-score	precision	recall	support
AFIB	0.652673	0.655338	0.650050	875.0
GSVT	0.607764	0.634587	0.583217	691.0
SB	0.652703	0.591264	0.728400	1553.0
SR	0.492356	0.612784	0.411654	907.0
macro avg	0.601374	0.623493	0.593330	4026.0
micro avg	0.615095	0.615095	0.615095	4026.0
weighted avg	0.608860	0.617474	0.615095	4026.0

The result of Model Number:Dataset Number:Featuregroup Number:Rescale of 11 : 1 : 10 : 0

	f1-score	precision	recall	support
AFIB	0.877445	0.878826	0.876181	204.0
GSVT	0.898665	0.897263	0.900147	300.0
SB	0.917204	0.916085	0.918333	892.0

SR 0.910781 0.912529 0.909043 681.0
macro avg 0.901024 0.901176 0.900926 2077.0
micro avg 0.908520 0.908520 0.908520 2077.0
weighted avg 0.908515 0.908541 0.908520 2077.0
The result of Model Number:Dataset Number:Featuregroup Number:Rescale of 11 : 1 :
10 : 1

f1-score precision recall support
AFIB 0.830207 0.813440 0.847745 875.0
GSVT 0.857732 0.871369 0.844699 691.0
SB 0.912639 0.912588 0.912697 1553.0
SR 0.890512 0.898626 0.882557 907.0
macro avg 0.872772 0.874006 0.871925 4026.0
micro avg 0.880120 0.880120 0.880120 4026.0
weighted avg 0.880314 0.880820 0.880120 4026.0

The result of Model Number:Dataset Number:Featuregroup Number:Rescale of 12 : 0 : 0 :
0

f1-score precision recall support
AFIB 0.846612 0.850808 0.842548 875.0
GSVT 0.855042 0.856274 0.853943 691.0
SB 0.900047 0.895871 0.904272 1553.0
SR 0.883478 0.885690 0.881325 907.0
macro avg 0.871295 0.872161 0.870522 4026.0
micro avg 0.877049 0.877049 0.877049 4026.0
weighted avg 0.876976 0.876987 0.877049 4026.0

The result of Model Number:Dataset Number:Featuregroup Number:Rescale of 12 : 0 : 0 :
1

f1-score precision recall support
AFIB 0.626847 0.620701 0.670224 204.0
GSVT 0.562064 0.555815 0.568596 300.0
SB 0.722288 0.717028 0.727630 892.0
SR 0.710174 0.715093 0.705381 681.0
macro avg 0.655343 0.652159 0.667958 2077.0
micro avg 0.691726 0.691726 0.691726 2077.0
weighted avg 0.685799 0.683647 0.691726 2077.0

The result of Model Number:Dataset Number:Featuregroup Number:Rescale of 12 : 0 : 1 :
0

f1-score precision recall support
AFIB 0.899943 0.899494 0.900432 875.0
GSVT 0.911138 0.917234 0.905195 691.0
SB 0.965931 0.963711 0.968166 1553.0
SR 0.937954 0.937731 0.938338 907.0
macro avg 0.928741 0.929542 0.928033 4026.0
micro avg 0.935917 0.935917 0.935917 4026.0
weighted avg 0.935882 0.935924 0.935917 4026.0

The result of Model Number:Dataset Number:Featuregroup Number:Rescale of 12 : 0 : 1 : 1

	f1-score	precision	recall	support
AFIB	0.820098	0.816763	0.823481	875.0
GSVT	0.832086	0.837116	0.827148	691.0
SB	0.877591	0.876522	0.878665	1553.0
SR	0.859283	0.860644	0.857951	907.0
macro avg	0.847264	0.847761	0.846811	4026.0
micro avg	0.853163	0.853163	0.853163	4026.0
weighted avg	0.853161	0.853194	0.853163	4026.0

The result of Model Number:Dataset Number:Featuregroup Number:Rescale of 12 : 0 : 2 : 0

	f1-score	precision	recall	support
AFIB	0.703105	0.709906	0.696560	204.0
GSVT	0.727984	0.726549	0.729437	300.0
SB	0.743201	0.741884	0.744531	892.0
SR	0.736349	0.736705	0.736024	681.0
macro avg	0.727660	0.728761	0.726638	2077.0
micro avg	0.734850	0.734850	0.734850	2077.0
weighted avg	0.734818	0.734830	0.734850	2077.0

The result of Model Number:Dataset Number:Featuregroup Number:Rescale of 12 : 0 : 2 : 1

	f1-score	precision	recall	support
AFIB	0.905007	0.912556	0.897894	204.0
GSVT	0.928915	0.924637	0.933252	300.0
SB	0.942923	0.939574	0.946303	892.0
SR	0.934215	0.938399	0.930116	681.0
macro avg	0.927765	0.928791	0.926891	2077.0
micro avg	0.934356	0.934356	0.934356	2077.0
weighted avg	0.934321	0.934377	0.934356	2077.0

The result of Model Number:Dataset Number:Featuregroup Number:Rescale of 12 : 0 : 3 : 0

	f1-score	precision	recall	support
AFIB	0.862381	0.863151	0.861702	875.0
GSVT	0.878178	0.880482	0.876034	691.0
SB	0.932198	0.925991	0.938497	1553.0
SR	0.914035	0.922380	0.905872	907.0
macro avg	0.896698	0.898001	0.895526	4026.0
micro avg	0.903736	0.903736	0.903736	4026.0
weighted avg	0.903660	0.903709	0.903736	4026.0

The result of Model Number:Dataset Number:Featuregroup Number:Rescale of 12 : 0 : 3 : 1

	f1-score	precision	recall	support
AFIB	0.794076	0.793868	0.794361	875.0

GSVT 0.810664 0.807599 0.813840 691.0
SB 0.863074 0.859178 0.867020 1553.0
SR 0.833987 0.843516 0.824704 907.0
macro avg 0.825451 0.826040 0.824981 4026.0
micro avg 0.832567 0.832567 0.832567 4026.0
weighted avg 0.832530 0.832602 0.832567 4026.0
The result of Model Number:Dataset Number:Featuregroup Number:Rescale of 12 : 0 : 4 :
0

f1-score precision recall support

AFIB 0.935091 0.947581 0.923189 204.0
GSVT 0.951610 0.945813 0.957624 300.0
SB 0.974549 0.973685 0.975421 892.0
SR 0.967348 0.967495 0.967207 681.0
macro avg 0.957149 0.958643 0.955860 2077.0
micro avg 0.965027 0.965027 0.965027 2077.0
weighted avg 0.964999 0.965066 0.965027 2077.0

The result of Model Number:Dataset Number:Featuregroup Number:Rescale of 12 : 0 : 4 :
1

f1-score precision recall support

AFIB 0.722243 0.720418 0.724189 875.0
GSVT 0.736333 0.732285 0.740466 691.0
SB 0.770999 0.766351 0.775715 1553.0
SR 0.748267 0.761772 0.735246 907.0
macro avg 0.744461 0.745207 0.743904 4026.0
micro avg 0.749350 0.749350 0.749350 4026.0
weighted avg 0.749332 0.749490 0.749350 4026.0

The result of Model Number:Dataset Number:Featuregroup Number:Rescale of 12 : 0 : 5 :
0

f1-score precision recall support

AFIB 0.718676 0.723705 0.713741 204.0
GSVT 0.735396 0.731771 0.739069 300.0
SB 0.750013 0.748764 0.751274 892.0
SR 0.742548 0.744311 0.740802 681.0
macro avg 0.736658 0.737138 0.736222 2077.0
micro avg 0.742391 0.742391 0.742391 2077.0
weighted avg 0.742376 0.742388 0.742391 2077.0

The result of Model Number:Dataset Number:Featuregroup Number:Rescale of 12 : 0 : 5 :
1

f1-score precision recall support

AFIB 0.666830 0.671591 0.662255 204.0
GSVT 0.690147 0.689702 0.690606 300.0
SB 0.703956 0.702394 0.705532 892.0
SR 0.697663 0.698507 0.696842 681.0
macro avg 0.689649 0.690549 0.688809 2077.0

micro avg 0.696276 0.696276 0.696276 2077.0
weighted avg 0.696251 0.696261 0.696276 2077.0
The result of Model Number:Dataset Number:Featuregroup Number:Rescale of 12 : 0 : 6 :
0

	f1-score	precision	recall	support
AFIB	0.660214	0.665286	0.655370	204.0
GSVT	0.683464	0.682809	0.684143	300.0
SB	0.697447	0.695822	0.699086	892.0
SR	0.691028	0.691960	0.690115	681.0
macro avg	0.683038	0.683969	0.682178	2077.0
micro avg	0.689692	0.689692	0.689692	2077.0
weighted avg	0.689666	0.689677	0.689692	2077.0

The result of Model Number:Dataset Number:Featuregroup Number:Rescale of 12 : 0 : 6 :
1

	f1-score	precision	recall	support
AFIB	0.663147	0.691194	0.637508	204.0
GSVT	0.610711	0.611780	0.618806	300.0
SB	0.657486	0.626164	0.692745	892.0
SR	0.581250	0.628065	0.541981	681.0
macro avg	0.628148	0.639301	0.622760	2077.0
micro avg	0.627208	0.627208	0.627208	2077.0
weighted avg	0.626290	0.631097	0.627208	2077.0

The result of Model Number:Dataset Number:Featuregroup Number:Rescale of 12 : 0 : 7 :
0

	f1-score	precision	recall	support
AFIB	0.667287	0.666954	0.667650	875.0
GSVT	0.675587	0.680107	0.671181	691.0
SB	0.716215	0.714569	0.717873	1553.0
SR	0.695471	0.695306	0.695756	907.0
macro avg	0.688640	0.689234	0.688115	4026.0
micro avg	0.693961	0.693961	0.693961	4026.0
weighted avg	0.693935	0.693966	0.693961	4026.0

The result of Model Number:Dataset Number:Featuregroup Number:Rescale of 12 : 0 : 7 :
1

	f1-score	precision	recall	support
AFIB	0.679491	0.704683	0.656135	204.0
GSVT	0.699847	0.691097	0.708912	300.0
SB	0.717594	0.711046	0.724270	892.0
SR	0.698728	0.704151	0.693395	681.0
macro avg	0.698915	0.702744	0.695678	2077.0
micro avg	0.705236	0.705236	0.705236	2077.0
weighted avg	0.705103	0.705279	0.705236	2077.0

The result of Model Number:Dataset Number:Featuregroup Number:Rescale of 12 : 0 : 8 :
0

f1-score precision recall support
AFIB 0.806487 0.812880 0.800215 875.0
GSVT 0.816712 0.813111 0.820372 691.0
SB 0.868477 0.865044 0.871944 1553.0
SR 0.847136 0.849529 0.844796 907.0
macro avg 0.834703 0.835141 0.834332 4026.0
micro avg 0.841387 0.841387 0.841387 4026.0
weighted avg 0.841312 0.841298 0.841387 4026.0
The result of Model Number:Dataset Number:Featuregroup Number:Rescale of 12 : 0 : 8 :
1

f1-score precision recall support
AFIB 0.661639 0.674337 0.649449 875.0
GSVT 0.705287 0.706363 0.704258 691.0
SB 0.767967 0.764592 0.771377 1553.0
SR 0.725705 0.717816 0.733843 907.0
macro avg 0.715149 0.715777 0.714732 4026.0
micro avg 0.724902 0.724902 0.724902 4026.0
weighted avg 0.724579 0.724444 0.724902 4026.0
The result of Model Number:Dataset Number:Featuregroup Number:Rescale of 12 : 0 : 9 :
0

f1-score precision recall support
AFIB 0.650583 0.656437 0.645037 875.0
GSVT 0.663835 0.650375 0.678021 691.0
SB 0.704002 0.696170 0.712096 1553.0
SR 0.676066 0.696162 0.657256 907.0
macro avg 0.673621 0.674786 0.673103 4026.0
micro avg 0.679319 0.679319 0.679319 4026.0
weighted avg 0.679204 0.679673 0.679319 4026.0
The result of Model Number:Dataset Number:Featuregroup Number:Rescale of 12 : 0 : 9 :
1

f1-score precision recall support
AFIB 0.837174 0.844663 0.829920 875.0
GSVT 0.853163 0.836940 0.870191 691.0
SB 0.905561 0.897716 0.913548 1553.0
SR 0.868367 0.888334 0.849318 907.0
macro avg 0.866066 0.866913 0.865744 4026.0
micro avg 0.873461 0.873461 0.873461 4026.0
weighted avg 0.873325 0.873641 0.873461 4026.0
The result of Model Number:Dataset Number:Featuregroup Number:Rescale of 12 : 0 :
10 : 0

f1-score precision recall support
AFIB 0.748964 0.751766 0.746502 875.0
GSVT 0.765823 0.773211 0.758728 691.0
SB 0.814309 0.805768 0.823096 1553.0

SR 0.786111 0.793029 0.779582 907.0
macro avg 0.778802 0.780943 0.776977 4026.0
micro avg 0.785598 0.785598 0.785598 4026.0
weighted avg 0.785433 0.785574 0.785598 4026.0
The result of Model Number:Dataset Number:Featuregroup Number:Rescale of 12 : 0 :
10 : 1

f1-score precision recall support
AFIB 0.744445 0.800407 0.696573 204.0
GSVT 0.709955 0.732490 0.688873 300.0
SB 0.739672 0.703070 0.780300 892.0
SR 0.654776 0.682920 0.628927 681.0
macro avg 0.712212 0.729722 0.698668 2077.0
micro avg 0.709239 0.709239 0.709239 2077.0
weighted avg 0.708013 0.710273 0.709239 2077.0
The result of Model Number:Dataset Number:Featuregroup Number:Rescale of 12 : 1 : 0 :
0

f1-score precision recall support
AFIB 0.839357 0.851738 0.827422 204.0
GSVT 0.859962 0.856587 0.863392 300.0
SB 0.879061 0.877298 0.880834 892.0
SR 0.872826 0.872958 0.872702 681.0
macro avg 0.862801 0.864645 0.861088 2077.0
micro avg 0.870403 0.870403 0.870403 2077.0
weighted avg 0.870358 0.870373 0.870403 2077.0
The result of Model Number:Dataset Number:Featuregroup Number:Rescale of 12 : 1 : 0 :
1

f1-score precision recall support
AFIB 0.769722 0.787263 0.753069 875.0
GSVT 0.819083 0.820702 0.817744 691.0
SB 0.896131 0.891226 0.901093 1553.0
SR 0.846978 0.836704 0.857626 907.0
macro avg 0.832979 0.833974 0.832383 4026.0
micro avg 0.844824 0.844824 0.844824 4026.0
weighted avg 0.844360 0.844244 0.844824 4026.0
The result of Model Number:Dataset Number:Featuregroup Number:Rescale of 12 : 1 : 1 :
0

f1-score precision recall support
AFIB 0.632763 0.680330 0.592072 204.0
GSVT 0.603447 0.622601 0.585528 300.0
SB 0.628706 0.597595 0.663239 892.0
SR 0.556546 0.580468 0.534575 681.0
macro avg 0.605365 0.620248 0.593853 2077.0
micro avg 0.602838 0.602838 0.602838 2077.0
weighted avg 0.601796 0.603717 0.602838 2077.0

The result of Model Number:Dataset Number:Featuregroup Number:Rescale of 12 : 1 : 1 : 1

	f1-score	precision	recall	support
AFIB	0.759593	0.766518	0.752892	204.0
GSVT	0.779416	0.776864	0.782009	300.0
SB	0.793664	0.793135	0.794197	892.0
SR	0.786684	0.786458	0.786921	681.0
macro avg	0.779839	0.780743	0.779005	2077.0
micro avg	0.785994	0.785994	0.785994	2077.0
weighted avg	0.785971	0.785981	0.785994	2077.0

The result of Model Number:Dataset Number:Featuregroup Number:Rescale of 12 : 1 : 2 : 0

	f1-score	precision	recall	support
AFIB	0.696309	0.696640	0.696078	875.0
GSVT	0.714342	0.708159	0.720659	691.0
SB	0.762920	0.757360	0.768569	1553.0
SR	0.730327	0.744845	0.716402	907.0
macro avg	0.725974	0.726751	0.725427	4026.0
micro avg	0.732838	0.732838	0.732838	4026.0
weighted avg	0.732763	0.732899	0.732838	4026.0

The result of Model Number:Dataset Number:Featuregroup Number:Rescale of 12 : 1 : 2 : 1

	f1-score	precision	recall	support
AFIB	0.678709	0.715910	0.645635	204.0
GSVT	0.646275	0.668934	0.625181	300.0
SB	0.664758	0.639118	0.692551	892.0
SR	0.591652	0.607704	0.576460	681.0
macro avg	0.645349	0.657916	0.634957	2077.0
micro avg	0.640149	0.640149	0.640149	2077.0
weighted avg	0.639489	0.640667	0.640149	2077.0

The result of Model Number:Dataset Number:Featuregroup Number:Rescale of 12 : 1 : 3 : 0

	f1-score	precision	recall	support
AFIB	0.700666	0.729919	0.673794	875.0
GSVT	0.756964	0.753132	0.760927	691.0
SB	0.830034	0.825363	0.834780	1553.0
SR	0.777202	0.759944	0.795275	907.0
macro avg	0.766216	0.767089	0.766194	4026.0
micro avg	0.778216	0.778216	0.778216	4026.0
weighted avg	0.777474	0.777484	0.778216	4026.0

The result of Model Number:Dataset Number:Featuregroup Number:Rescale of 12 : 1 : 3 : 1

	f1-score	precision	recall	support
AFIB	0.886874	0.906355	0.868545	204.0

GSVT 0.915456 0.908057 0.923102 300.0
SB 0.934642 0.933493 0.935795 892.0
SR 0.926752 0.925946 0.927565 681.0
macro avg 0.915931 0.918463 0.913752 2077.0
micro avg 0.924658 0.924658 0.924658 2077.0
weighted avg 0.924592 0.924679 0.924658 2077.0
The result of Model Number:Dataset Number:Featuregroup Number:Rescale of 12 : 1 : 4 :
0

f1-score precision recall support
AFIB 0.740013 0.754215 0.726379 875.0
GSVT 0.788831 0.790034 0.787680 691.0
SB 0.858936 0.855161 0.862750 1553.0
SR 0.811668 0.802844 0.820770 907.0
macro avg 0.799862 0.800564 0.799395 4026.0
micro avg 0.810770 0.810770 0.810770 4026.0
weighted avg 0.810408 0.810258 0.810770 4026.0
The result of Model Number:Dataset Number:Featuregroup Number:Rescale of 12 : 1 : 4 :
1

f1-score precision recall support
AFIB 0.783877 0.788179 0.779672 875.0
GSVT 0.784973 0.775049 0.795278 691.0
SB 0.825535 0.822223 0.828882 1553.0
SR 0.807814 0.817620 0.798290 907.0
macro avg 0.800550 0.800768 0.800530 4026.0
micro avg 0.805527 0.805527 0.805527 4026.0
weighted avg 0.805527 0.805690 0.805527 4026.0
The result of Model Number:Dataset Number:Featuregroup Number:Rescale of 12 : 1 : 5 :
0

f1-score precision recall support
AFIB 0.598005 0.594239 0.673611 204.0
GSVT 0.728978 0.725228 0.732889 300.0
SB 0.749734 0.746167 0.753344 892.0
SR 0.588082 0.590019 0.586512 681.0
macro avg 0.666200 0.663913 0.686589 2077.0
micro avg 0.687858 0.687858 0.687858 2077.0
weighted avg 0.678831 0.677023 0.687858 2077.0
The result of Model Number:Dataset Number:Featuregroup Number:Rescale of 12 : 1 : 5 :
1

f1-score precision recall support
AFIB 0.834965 0.854040 0.816934 204.0
GSVT 0.872896 0.867462 0.878420 300.0
SB 0.891748 0.888982 0.894544 892.0
SR 0.881535 0.881943 0.881152 681.0
macro avg 0.870286 0.873107 0.867762 2077.0

micro avg 0.880201 0.880201 0.880201 2077.0
weighted avg 0.880099 0.880134 0.880201 2077.0
The result of Model Number:Dataset Number:Featuregroup Number:Rescale of 12 : 1 : 6 :
0

	f1-score	precision	recall	support
AFIB	0.836570	0.876623	0.800215	204.0
GSVT	0.881134	0.871701	0.890805	300.0
SB	0.899850	0.894879	0.904888	892.0
SR	0.889685	0.888913	0.890472	681.0
macro avg	0.876809	0.883029	0.871595	2077.0
micro avg	0.887846	0.887846	0.887846	2077.0
weighted avg	0.887598	0.887782	0.887846	2077.0

The result of Model Number:Dataset Number:Featuregroup Number:Rescale of 12 : 1 : 6 :
1

	f1-score	precision	recall	support
AFIB	0.721979	0.735224	0.709259	204.0
GSVT	0.731501	0.724119	0.739051	300.0
SB	0.749520	0.745619	0.753467	892.0
SR	0.739316	0.743949	0.734757	681.0
macro avg	0.735579	0.737228	0.734133	2077.0
micro avg	0.740908	0.740908	0.740908	2077.0
weighted avg	0.740867	0.740945	0.740908	2077.0

The result of Model Number:Dataset Number:Featuregroup Number:Rescale of 12 : 1 : 7 :
0

	f1-score	precision	recall	support
AFIB	0.833891	0.879597	0.793254	204.0
GSVT	0.794041	0.821880	0.768124	300.0
SB	0.816749	0.785248	0.850897	892.0
SR	0.726929	0.746650	0.708264	681.0
macro avg	0.792902	0.808344	0.780135	2077.0
micro avg	0.786513	0.786513	0.786513	2077.0
weighted avg	0.785703	0.787151	0.786513	2077.0

The result of Model Number:Dataset Number:Featuregroup Number:Rescale of 12 : 1 : 7 :
1

	f1-score	precision	recall	support
AFIB	0.816743	0.829266	0.804726	204.0
GSVT	0.836109	0.829015	0.843360	300.0
SB	0.850653	0.847908	0.853419	892.0
SR	0.841912	0.845037	0.838820	681.0
macro avg	0.836354	0.837806	0.835081	2077.0
micro avg	0.842397	0.842397	0.842397	2077.0
weighted avg	0.842356	0.842407	0.842397	2077.0

The result of Model Number:Dataset Number:Featuregroup Number:Rescale of 12 : 1 : 8 :
0

f1-score precision recall support
AFIB 0.722530 0.723174 0.721961 875.0
GSVT 0.735765 0.737695 0.733968 691.0
SB 0.781024 0.775824 0.786302 1553.0
SR 0.765807 0.772798 0.758968 907.0
macro avg 0.751281 0.752373 0.750300 4026.0
micro avg 0.757178 0.757178 0.757178 4026.0
weighted avg 0.757115 0.757155 0.757178 4026.0
The result of Model Number:Dataset Number:Featuregroup Number:Rescale of 12 : 1 : 8 :
1

f1-score precision recall support
AFIB 0.640316 0.645378 0.635354 875.0
GSVT 0.656428 0.655040 0.657846 691.0
SB 0.699772 0.693586 0.706077 1553.0
SR 0.681143 0.687823 0.674607 907.0
macro avg 0.669415 0.670457 0.668471 4026.0
micro avg 0.675339 0.675339 0.675339 4026.0
weighted avg 0.675214 0.675195 0.675339 4026.0
The result of Model Number:Dataset Number:Featuregroup Number:Rescale of 12 : 1 : 9 :
0

f1-score precision recall support
AFIB 0.682256 0.698856 0.666594 204.0
GSVT 0.690832 0.681322 0.700704 300.0
SB 0.704782 0.697744 0.711968 892.0
SR 0.692476 0.701564 0.683641 681.0
macro avg 0.692587 0.694871 0.690727 2077.0
micro avg 0.696597 0.696597 0.696597 2077.0
weighted avg 0.696520 0.696733 0.696597 2077.0
The result of Model Number:Dataset Number:Featuregroup Number:Rescale of 12 : 1 : 9 :
1

f1-score precision recall support
AFIB 0.689908 0.681619 0.698425 875.0
GSVT 0.703177 0.708870 0.697579 691.0
SB 0.749532 0.746663 0.752426 1553.0
SR 0.731958 0.741317 0.722841 907.0
macro avg 0.718643 0.719617 0.717818 4026.0
micro avg 0.724611 0.724611 0.724611 4026.0
weighted avg 0.724658 0.724836 0.724611 4026.0
The result of Model Number:Dataset Number:Featuregroup Number:Rescale of 12 : 1 :
10 : 0

f1-score precision recall support
AFIB 0.663429 0.666138 0.660762 875.0
GSVT 0.617780 0.645045 0.592828 691.0
SB 0.663459 0.601008 0.740403 1553.0

SR 0.500470 0.622882 0.418438 907.0
macro avg 0.611284 0.633768 0.603108 4026.0
micro avg 0.625231 0.625231 0.625231 4026.0
weighted avg 0.618893 0.627649 0.625231 4026.0
The result of Model Number:Dataset Number:Featuregroup Number:Rescale of 12 : 1 :
10 : 1

f1-score precision recall support
AFIB 0.742112 0.735477 0.748900 875.0
GSVT 0.754027 0.757010 0.751094 691.0
SB 0.803954 0.802462 0.805455 1553.0
SR 0.783582 0.790825 0.776499 907.0
macro avg 0.770919 0.771444 0.770487 4026.0
micro avg 0.777310 0.777310 0.777310 4026.0
weighted avg 0.777355 0.777481 0.777310 4026.0

The result of Model Number:Dataset Number:Featuregroup Number:Rescale of 13 : 0 : 0 :
0

f1-score precision recall support
AFIB 0.898706 0.899921 0.897665 875.0
GSVT 0.912703 0.912234 0.913207 691.0
SB 0.953224 0.949813 0.956663 1553.0
SR 0.930397 0.935613 0.925300 907.0
macro avg 0.923758 0.924395 0.923209 4026.0
micro avg 0.929316 0.929316 0.929316 4026.0
weighted avg 0.929278 0.929321 0.929316 4026.0

The result of Model Number:Dataset Number:Featuregroup Number:Rescale of 13 : 0 : 0 :
1

f1-score precision recall support
AFIB 0.814251 0.833607 0.795864 204.0
GSVT 0.835390 0.832166 0.838726 300.0
SB 0.856090 0.854180 0.858010 892.0
SR 0.845320 0.843619 0.847058 681.0
macro avg 0.837763 0.840893 0.834914 2077.0
micro avg 0.845530 0.845530 0.845530 2077.0
weighted avg 0.845460 0.845517 0.845530 2077.0

The result of Model Number:Dataset Number:Featuregroup Number:Rescale of 13 : 0 : 1 :
0

f1-score precision recall support
AFIB 0.836418 0.876966 0.799546 204.0
GSVT 0.871252 0.859868 0.883119 300.0
SB 0.894718 0.887915 0.901640 892.0
SR 0.869806 0.872405 0.867261 681.0
macro avg 0.868049 0.874289 0.862891 2077.0
micro avg 0.877665 0.877665 0.877665 2077.0
weighted avg 0.877435 0.877703 0.877665 2077.0

The result of Model Number:Dataset Number:Featuregroup Number:Rescale of 13 : 0 : 1 : 1

	f1-score	precision	recall	support
AFIB	0.715031	0.730090	0.700692	204.0
GSVT	0.737262	0.730526	0.744140	300.0
SB	0.749303	0.747632	0.750983	892.0
SR	0.740398	0.741172	0.739634	681.0
macro avg	0.735498	0.737355	0.733862	2077.0
micro avg	0.741334	0.741334	0.741334	2077.0
weighted avg	0.741278	0.741320	0.741334	2077.0

The result of Model Number:Dataset Number:Featuregroup Number:Rescale of 13 : 0 : 2 : 0

	f1-score	precision	recall	support
AFIB	0.756920	0.764976	0.749450	204.0
GSVT	0.779164	0.773973	0.784654	300.0
SB	0.795630	0.794919	0.796343	892.0
SR	0.788921	0.789974	0.787876	681.0
macro avg	0.780159	0.780960	0.779581	2077.0
micro avg	0.787273	0.787273	0.787273	2077.0
weighted avg	0.787250	0.787331	0.787273	2077.0

The result of Model Number:Dataset Number:Featuregroup Number:Rescale of 13 : 0 : 2 : 1

	f1-score	precision	recall	support
AFIB	0.710074	0.715467	0.704822	204.0
GSVT	0.724611	0.717534	0.731845	300.0
SB	0.741513	0.739618	0.743425	892.0
SR	0.733648	0.737792	0.729559	681.0
macro avg	0.727462	0.727603	0.727413	2077.0
micro avg	0.733415	0.733415	0.733415	2077.0
weighted avg	0.733405	0.733458	0.733415	2077.0

The result of Model Number:Dataset Number:Featuregroup Number:Rescale of 13 : 0 : 3 : 0

	f1-score	precision	recall	support
AFIB	0.910916	0.933982	0.889046	204.0
GSVT	0.930699	0.920578	0.941199	300.0
SB	0.956913	0.952137	0.961740	892.0
SR	0.942081	0.946308	0.937930	681.0
macro avg	0.935152	0.938251	0.932479	2077.0
micro avg	0.943826	0.943826	0.943826	2077.0
weighted avg	0.943746	0.943884	0.943826	2077.0

The result of Model Number:Dataset Number:Featuregroup Number:Rescale of 13 : 0 : 3 : 1

	f1-score	precision	recall	support
AFIB	0.805702	0.807328	0.804098	204.0

GSVT 0.828117 0.825655 0.830598 300.0
SB 0.841839 0.841088 0.842593 892.0
SR 0.834602 0.836206 0.833017 681.0
macro avg 0.827565 0.827569 0.827577 2077.0
micro avg 0.833940 0.833940 0.833940 2077.0
weighted avg 0.833935 0.833942 0.833940 2077.0
The result of Model Number:Dataset Number:Featuregroup Number:Rescale of 13 : 0 : 4 :
0

f1-score precision recall support
AFIB 0.644218 0.660285 0.628964 875.0
GSVT 0.685336 0.687963 0.682760 691.0
SB 0.742161 0.738568 0.745792 1553.0
SR 0.703239 0.691517 0.715410 907.0
macro avg 0.693738 0.694583 0.693231 4026.0
micro avg 0.702738 0.702738 0.702738 4026.0
weighted avg 0.702353 0.702269 0.702738 4026.0
The result of Model Number:Dataset Number:Featuregroup Number:Rescale of 13 : 0 : 4 :
1

f1-score precision recall support
AFIB 0.802641 0.806851 0.798522 875.0
GSVT 0.819424 0.817952 0.820960 691.0
SB 0.889754 0.882931 0.896686 1553.0
SR 0.858363 0.866954 0.849945 907.0
macro avg 0.842545 0.843672 0.841528 4026.0
micro avg 0.851824 0.851824 0.851824 4026.0
weighted avg 0.851678 0.851644 0.851824 4026.0
The result of Model Number:Dataset Number:Featuregroup Number:Rescale of 13 : 0 : 5 :
0

f1-score precision recall support
AFIB 0.909839 0.931976 0.888953 204.0
GSVT 0.921276 0.908594 0.934441 300.0
SB 0.939879 0.930493 0.949462 892.0
SR 0.923469 0.935588 0.911686 681.0
macro avg 0.923616 0.926663 0.921136 2077.0
micro avg 0.928964 0.928964 0.928964 2077.0
weighted avg 0.928861 0.929146 0.928964 2077.0
The result of Model Number:Dataset Number:Featuregroup Number:Rescale of 13 : 0 : 5 :
1

f1-score precision recall support
AFIB 0.673045 0.671666 0.674917 875.0
GSVT 0.682226 0.675064 0.689663 691.0
SB 0.719519 0.709804 0.729644 1553.0
SR 0.684507 0.710611 0.660409 907.0
macro avg 0.689824 0.691786 0.688658 4026.0

micro avg 0.695290 0.695290 0.695290 4026.0
weighted avg 0.695130 0.695734 0.695290 4026.0
The result of Model Number:Dataset Number:Featuregroup Number:Rescale of 13 : 0 : 6 :
0

	f1-score	precision	recall	support
AFIB	0.645527	0.631660	0.660052	875.0
GSVT	0.668511	0.678206	0.659134	691.0
SB	0.711656	0.711521	0.711795	1553.0
SR	0.693820	0.701884	0.685943	907.0
macro avg	0.679879	0.680818	0.679231	4026.0
micro avg	0.685687	0.685687	0.685687	4026.0
weighted avg	0.685861	0.686275	0.685687	4026.0

The result of Model Number:Dataset Number:Featuregroup Number:Rescale of 13 : 0 : 6 :
1

	f1-score	precision	recall	support
AFIB	0.654286	0.646653	0.663808	875.0
GSVT	0.673221	0.665061	0.682126	691.0
SB	0.683368	0.656990	0.722060	1553.0
SR	0.542630	0.571253	0.516771	907.0
macro avg	0.638376	0.634989	0.646191	4026.0
micro avg	0.656297	0.656297	0.656297	4026.0
weighted avg	0.643600	0.636813	0.656297	4026.0

The result of Model Number:Dataset Number:Featuregroup Number:Rescale of 13 : 0 : 7 :
0

	f1-score	precision	recall	support
AFIB	0.772434	0.786860	0.855202	204.0
GSVT	0.927613	0.908821	0.947667	300.0
SB	0.763098	0.755969	0.770372	892.0
SR	0.928796	0.936555	0.921293	681.0
macro avg	0.847985	0.847051	0.873634	2077.0
micro avg	0.853796	0.853796	0.853796	2077.0
weighted avg	0.842106	0.840291	0.853796	2077.0

The result of Model Number:Dataset Number:Featuregroup Number:Rescale of 13 : 0 : 7 :
1

	f1-score	precision	recall	support
AFIB	0.737987	0.751567	0.725264	204.0
GSVT	0.765214	0.758805	0.771865	300.0
SB	0.779583	0.778277	0.780894	892.0
SR	0.772700	0.773386	0.772019	681.0
macro avg	0.763871	0.765509	0.762510	2077.0
micro avg	0.771216	0.771216	0.771216	2077.0
weighted avg	0.771165	0.771237	0.771216	2077.0

The result of Model Number:Dataset Number:Featuregroup Number:Rescale of 13 : 0 : 8 :
0

f1-score precision recall support
AFIB 0.735949 0.728547 0.743524 875.0
GSVT 0.742535 0.749147 0.736094 691.0
SB 0.785570 0.783159 0.787997 1553.0
SR 0.770357 0.777100 0.763733 907.0
macro avg 0.758603 0.759488 0.757837 4026.0
micro avg 0.763957 0.763957 0.763957 4026.0
weighted avg 0.763972 0.764087 0.763957 4026.0
The result of Model Number:Dataset Number:Featuregroup Number:Rescale of 13 : 0 : 8 :
1

f1-score precision recall support
AFIB 0.812733 0.846666 0.781563 875.0
GSVT 0.878036 0.873591 0.882633 691.0
SB 0.962793 0.957374 0.968299 1553.0
SR 0.901511 0.881492 0.922474 907.0
macro avg 0.888768 0.889781 0.888742 4026.0
micro avg 0.902687 0.902687 0.902687 4026.0
weighted avg 0.901826 0.901838 0.902687 4026.0
The result of Model Number:Dataset Number:Featuregroup Number:Rescale of 13 : 0 : 9 :
0

f1-score precision recall support
AFIB 0.756619 0.777476 0.737003 204.0
GSVT 0.776755 0.762376 0.791760 300.0
SB 0.789352 0.781973 0.796874 892.0
SR 0.769511 0.779966 0.759347 681.0
macro avg 0.773059 0.775448 0.771246 2077.0
micro avg 0.777951 0.777951 0.777951 2077.0
weighted avg 0.777812 0.778042 0.777951 2077.0
The result of Model Number:Dataset Number:Featuregroup Number:Rescale of 13 : 0 : 9 :
1

f1-score precision recall support
AFIB 0.741807 0.727030 0.757236 875.0
GSVT 0.603766 0.561470 0.756803 691.0
SB 0.489889 0.490733 0.489048 1553.0
SR 0.794173 0.801166 0.787334 907.0
macro avg 0.657409 0.645100 0.697605 4026.0
micro avg 0.660491 0.660491 0.660491 4026.0
weighted avg 0.632736 0.624166 0.660491 4026.0
The result of Model Number:Dataset Number:Featuregroup Number:Rescale of 13 : 0 :
10 : 0

f1-score precision recall support
AFIB 0.758801 0.778016 0.740584 204.0
GSVT 0.775281 0.766850 0.784028 300.0
SB 0.797118 0.793139 0.801139 892.0

SR 0.784763 0.788284 0.781304 681.0
macro avg 0.778991 0.781572 0.776764 2077.0
micro avg 0.786216 0.786216 0.786216 2077.0
weighted avg 0.786149 0.786265 0.786216 2077.0
The result of Model Number:Dataset Number:Featuregroup Number:Rescale of 13 : 0 :
10 : 1

f1-score precision recall support
AFIB 0.764769 0.764388 0.765185 875.0
GSVT 0.774282 0.779462 0.769232 691.0
SB 0.820845 0.818959 0.822745 1553.0
SR 0.797070 0.796881 0.797397 907.0
macro avg 0.789242 0.789923 0.788640 4026.0
micro avg 0.795340 0.795340 0.795340 4026.0
weighted avg 0.795310 0.795346 0.795340 4026.0

The result of Model Number:Dataset Number:Featuregroup Number:Rescale of 13 : 1 : 0 :
0

f1-score precision recall support
AFIB 0.744109 0.760662 0.728422 204.0
GSVT 0.775813 0.770992 0.780724 300.0
SB 0.792654 0.790984 0.794340 892.0
SR 0.784211 0.783657 0.784791 681.0
macro avg 0.774197 0.776574 0.772069 2077.0
micro avg 0.782768 0.782768 0.782768 2077.0
weighted avg 0.782685 0.782716 0.782768 2077.0

The result of Model Number:Dataset Number:Featuregroup Number:Rescale of 13 : 1 : 0 :
1

f1-score precision recall support
AFIB 0.704472 0.711312 0.698200 204.0
GSVT 0.725589 0.722160 0.729244 300.0
SB 0.740283 0.739457 0.741112 892.0
SR 0.733769 0.734529 0.733015 681.0
macro avg 0.726028 0.726864 0.725393 2077.0
micro avg 0.732528 0.732528 0.732528 2077.0
weighted avg 0.732508 0.732578 0.732528 2077.0

The result of Model Number:Dataset Number:Featuregroup Number:Rescale of 13 : 1 : 1 :
0

f1-score precision recall support
AFIB 0.882246 0.882481 0.882164 875.0
GSVT 0.897609 0.894295 0.901060 691.0
SB 0.960266 0.957935 0.962613 1553.0
SR 0.937365 0.944092 0.930759 907.0
macro avg 0.919371 0.919701 0.919149 4026.0
micro avg 0.927388 0.927388 0.927388 4026.0
weighted avg 0.927396 0.927495 0.927388 4026.0

The result of Model Number:Dataset Number:Featuregroup Number:Rescale of 13 : 1 : 1 : 1

	f1-score	precision	recall	support
AFIB	0.807821	0.797097	0.818901	875.0
GSVT	0.824218	0.832031	0.816585	691.0
SB	0.877086	0.875011	0.879174	1553.0
SR	0.853292	0.862264	0.844539	907.0
macro avg	0.840604	0.841601	0.839800	4026.0
micro avg	0.847529	0.847529	0.847529	4026.0
weighted avg	0.847597	0.847829	0.847529	4026.0

The result of Model Number:Dataset Number:Featuregroup Number:Rescale of 13 : 1 : 2 : 0

	f1-score	precision	recall	support
AFIB	0.721306	0.727759	0.715057	875.0
GSVT	0.735083	0.721105	0.749754	691.0
SB	0.780229	0.773470	0.787110	1553.0
SR	0.748183	0.765386	0.731770	907.0
macro avg	0.746200	0.746930	0.745923	4026.0
micro avg	0.752571	0.752571	0.752571	4026.0
weighted avg	0.752455	0.752726	0.752571	4026.0

The result of Model Number:Dataset Number:Featuregroup Number:Rescale of 13 : 1 : 2 : 1

	f1-score	precision	recall	support
AFIB	0.735173	0.735278	0.735164	875.0
GSVT	0.748013	0.741812	0.754374	691.0
SB	0.783159	0.776384	0.790066	1553.0
SR	0.757352	0.774461	0.741009	907.0
macro avg	0.755924	0.756984	0.755153	4026.0
micro avg	0.760956	0.760956	0.760956	4026.0
weighted avg	0.760884	0.761083	0.760956	4026.0

The result of Model Number:Dataset Number:Featuregroup Number:Rescale of 13 : 1 : 3 : 0

	f1-score	precision	recall	support
AFIB	0.799413	0.799794	0.799148	875.0
GSVT	0.820117	0.813018	0.827369	691.0
SB	0.875887	0.869505	0.882373	1553.0
SR	0.838468	0.855136	0.822481	907.0
macro avg	0.833471	0.834363	0.832843	4026.0
micro avg	0.841352	0.841352	0.841352	4026.0
weighted avg	0.841265	0.841422	0.841352	4026.0

The result of Model Number:Dataset Number:Featuregroup Number:Rescale of 13 : 1 : 3 : 1

	f1-score	precision	recall	support
AFIB	0.708753	0.721796	0.696534	204.0

GSVT 0.734902 0.728747 0.741290 300.0
SB 0.748702 0.747447 0.749961 892.0
SR 0.742091 0.742750 0.741437 681.0
macro avg 0.733612 0.735185 0.732306 2077.0
micro avg 0.740666 0.740666 0.740666 2077.0
weighted avg 0.740617 0.740687 0.740666 2077.0
The result of Model Number:Dataset Number:Featuregroup Number:Rescale of 13 : 1 : 4 :
0

f1-score precision recall support
AFIB 0.757370 0.758726 0.756042 875.0
GSVT 0.725233 0.729042 0.721483 691.0
SB 0.767120 0.724921 0.814542 1553.0
SR 0.637097 0.717099 0.573209 907.0
macro avg 0.721705 0.732447 0.716319 4026.0
micro avg 0.731487 0.731487 0.731487 4026.0
weighted avg 0.728519 0.731213 0.731487 4026.0
The result of Model Number:Dataset Number:Featuregroup Number:Rescale of 13 : 1 : 4 :
1

f1-score precision recall support
AFIB 0.676823 0.668403 0.685533 875.0
GSVT 0.698013 0.706754 0.689555 691.0
SB 0.744682 0.743875 0.745496 1553.0
SR 0.724597 0.728313 0.720923 907.0
macro avg 0.711029 0.711836 0.710377 4026.0
micro avg 0.717326 0.717326 0.717326 4026.0
weighted avg 0.717399 0.717595 0.717326 4026.0
The result of Model Number:Dataset Number:Featuregroup Number:Rescale of 13 : 1 : 5 :
0

f1-score precision recall support
AFIB 0.802274 0.790194 0.821409 875.0
GSVT 0.766027 0.763797 0.772562 691.0
SB 0.818018 0.762262 0.889377 1553.0
SR 0.605957 0.809985 0.502108 907.0
macro avg 0.748069 0.781560 0.746364 4026.0
micro avg 0.767309 0.767309 0.767309 4026.0
weighted avg 0.757899 0.779348 0.767309 4026.0
The result of Model Number:Dataset Number:Featuregroup Number:Rescale of 13 : 1 : 5 :
1

f1-score precision recall support
AFIB 0.719186 0.714483 0.724014 875.0
GSVT 0.740562 0.746863 0.734465 691.0
SB 0.788428 0.786711 0.790154 1553.0
SR 0.769213 0.772302 0.766161 907.0
macro avg 0.754347 0.755090 0.753698 4026.0

micro avg 0.760816 0.760816 0.760816 4026.0
weighted avg 0.760835 0.760928 0.760816 4026.0
The result of Model Number:Dataset Number:Featuregroup Number:Rescale of 13 : 1 : 6 :
0

	f1-score	precision	recall	support
AFIB	0.888444	0.876138	0.901136	875.0
GSVT	0.908149	0.915499	0.900921	691.0
SB	0.963989	0.961219	0.966782	1553.0
SR	0.940539	0.952780	0.928617	907.0
macro avg	0.925280	0.926409	0.924364	4026.0
micro avg	0.932613	0.932613	0.932613	4026.0
weighted avg	0.932703	0.932980	0.932613	4026.0

The result of Model Number:Dataset Number:Featuregroup Number:Rescale of 13 : 1 : 6 :
1

	f1-score	precision	recall	support
AFIB	0.833768	0.831457	0.836154	875.0
GSVT	0.840366	0.844375	0.836480	691.0
SB	0.879716	0.876905	0.882548	1553.0
SR	0.865652	0.869833	0.861551	907.0
macro avg	0.854876	0.855643	0.854183	4026.0
micro avg	0.859828	0.859828	0.859828	4026.0
weighted avg	0.859808	0.859851	0.859828	4026.0

The result of Model Number:Dataset Number:Featuregroup Number:Rescale of 13 : 1 : 7 :
0

	f1-score	precision	recall	support
AFIB	0.673414	0.698275	0.650324	204.0
GSVT	0.687807	0.680748	0.695121	300.0
SB	0.706645	0.703350	0.709973	892.0
SR	0.695627	0.696063	0.695215	681.0
macro avg	0.690873	0.694609	0.687658	2077.0
micro avg	0.697130	0.697130	0.697130	2077.0
weighted avg	0.697048	0.697198	0.697130	2077.0

The result of Model Number:Dataset Number:Featuregroup Number:Rescale of 13 : 1 : 7 :
1

	f1-score	precision	recall	support
AFIB	0.778525	0.788924	0.768616	204.0
GSVT	0.792278	0.787451	0.797285	300.0
SB	0.811376	0.810657	0.812102	892.0
SR	0.805380	0.805503	0.805263	681.0
macro avg	0.796890	0.798134	0.795817	2077.0
micro avg	0.803448	0.803448	0.803448	2077.0
weighted avg	0.803425	0.803480	0.803448	2077.0

The result of Model Number:Dataset Number:Featuregroup Number:Rescale of 13 : 1 : 8 :
0

f1-score precision recall support
AFIB 0.923464 0.940080 0.907698 204.0
GSVT 0.944298 0.931021 0.958116 300.0
SB 0.958827 0.947499 0.970435 892.0
SR 0.939544 0.956271 0.923402 681.0
macro avg 0.941533 0.943718 0.939913 2077.0
micro avg 0.947073 0.947073 0.947073 2077.0
weighted avg 0.946933 0.947266 0.947073 2077.0
The result of Model Number:Dataset Number:Featuregroup Number:Rescale of 13 : 1 : 8 :
1

f1-score precision recall support
AFIB 0.693819 0.687683 0.700095 875.0
GSVT 0.630802 0.610884 0.701780 691.0
SB 0.568702 0.546033 0.604154 1553.0
SR 0.586130 0.592195 0.580226 907.0
macro avg 0.619864 0.609199 0.646564 4026.0
micro avg 0.636371 0.636371 0.636371 4026.0
weighted avg 0.610480 0.598349 0.636371 4026.0
The result of Model Number:Dataset Number:Featuregroup Number:Rescale of 13 : 1 : 9 :
0

f1-score precision recall support
AFIB 0.674610 0.673525 0.675975 875.0
GSVT 0.690339 0.686741 0.694015 691.0
SB 0.721786 0.715670 0.728012 1553.0
SR 0.694232 0.709666 0.679689 907.0
macro avg 0.695242 0.696400 0.694423 4026.0
micro avg 0.699981 0.699981 0.699981 4026.0
weighted avg 0.699928 0.700193 0.699981 4026.0
The result of Model Number:Dataset Number:Featuregroup Number:Rescale of 13 : 1 : 9 :
1

f1-score precision recall support
AFIB 0.640915 0.622450 0.703207 875.0
GSVT 0.706375 0.704118 0.708736 691.0
SB 0.596284 0.587496 0.605387 1553.0
SR 0.713979 0.727915 0.700656 907.0
macro avg 0.664388 0.660495 0.679497 4026.0
micro avg 0.665848 0.665848 0.665848 4026.0
weighted avg 0.651394 0.646744 0.665848 4026.0
The result of Model Number:Dataset Number:Featuregroup Number:Rescale of 13 : 1 :
10 : 0

f1-score precision recall support
AFIB 0.735066 0.733507 0.736667 875.0
GSVT 0.746550 0.742972 0.750226 691.0
SB 0.785741 0.776361 0.795353 1553.0

SR 0.749226 0.770453 0.729154 907.0
macro avg 0.754146 0.755823 0.752850 4026.0
micro avg 0.759939 0.759939 0.759939 4026.0
weighted avg 0.759775 0.759985 0.759939 4026.0
The result of Model Number:Dataset Number:Featuregroup Number:Rescale of 13 : 1 :
10 : 1

f1-score precision recall support
AFIB 0.806853 0.812289 0.801608 875.0
GSVT 0.821252 0.809845 0.833136 691.0
SB 0.875134 0.869141 0.881217 1553.0
SR 0.839670 0.854174 0.825696 907.0
macro avg 0.835727 0.836362 0.835414 4026.0
micro avg 0.843155 0.843155 0.843155 4026.0
weighted avg 0.843056 0.843236 0.843155 4026.0

The result of Model Number:Dataset Number:Featuregroup Number:Rescale of 14 : 0 : 0 :
0

f1-score precision recall support
AFIB 0.745856 0.786737 0.709509 204.0
GSVT 0.710213 0.735113 0.687032 300.0
SB 0.730524 0.702348 0.761067 892.0
SR 0.650186 0.667826 0.633491 681.0
macro avg 0.709195 0.723006 0.697775 2077.0
micro avg 0.703480 0.703480 0.703480 2077.0
weighted avg 0.702755 0.704050 0.703480 2077.0

The result of Model Number:Dataset Number:Featuregroup Number:Rescale of 14 : 0 : 0 :
1

f1-score precision recall support
AFIB 0.806809 0.836824 0.779235 204.0
GSVT 0.748689 0.783431 0.716966 300.0
SB 0.784281 0.736977 0.838088 892.0
SR 0.688750 0.736604 0.646815 681.0
macro avg 0.757132 0.773459 0.745276 2077.0
micro avg 0.752099 0.752099 0.752099 2077.0
weighted avg 0.750031 0.753371 0.752099 2077.0

The result of Model Number:Dataset Number:Featuregroup Number:Rescale of 14 : 0 : 1 :
0

f1-score precision recall support
AFIB 0.880463 0.926822 0.838757 204.0
GSVT 0.924676 0.916577 0.932961 300.0
SB 0.948669 0.942813 0.954616 892.0
SR 0.935727 0.933829 0.937655 681.0
macro avg 0.922384 0.930010 0.915997 2077.0
micro avg 0.934548 0.934548 0.934548 2077.0
weighted avg 0.934261 0.934507 0.934548 2077.0

The result of Model Number:Dataset Number:Featuregroup Number:Rescale of 14 : 0 : 1 : 1

	f1-score	precision	recall	support
AFIB	0.633506	0.589113	0.743933	875.0
GSVT	0.543313	0.507259	0.614542	691.0
SB	0.649224	0.643747	0.654811	1553.0
SR	0.625758	0.640926	0.611510	907.0
macro avg	0.612950	0.595261	0.656199	4026.0
micro avg	0.657514	0.657514	0.657514	4026.0
weighted avg	0.622343	0.607811	0.657514	4026.0

The result of Model Number:Dataset Number:Featuregroup Number:Rescale of 14 : 0 : 2 : 0

	f1-score	precision	recall	support
AFIB	0.806872	0.839439	0.776802	204.0
GSVT	0.836898	0.823303	0.851094	300.0
SB	0.858549	0.851647	0.865575	892.0
SR	0.835451	0.841467	0.829564	681.0
macro avg	0.834443	0.838964	0.830759	2077.0
micro avg	0.842957	0.842957	0.842957	2077.0
weighted avg	0.842773	0.843016	0.842957	2077.0

The result of Model Number:Dataset Number:Featuregroup Number:Rescale of 14 : 0 : 2 : 1

	f1-score	precision	recall	support
AFIB	0.683449	0.688232	0.678757	204.0
GSVT	0.699350	0.695903	0.702843	300.0
SB	0.713250	0.712063	0.714450	892.0
SR	0.706152	0.707828	0.704491	681.0
macro avg	0.700550	0.701006	0.700135	2077.0
micro avg	0.706003	0.706003	0.706003	2077.0
weighted avg	0.705988	0.706000	0.706003	2077.0

The result of Model Number:Dataset Number:Featuregroup Number:Rescale of 14 : 0 : 3 : 0

	f1-score	precision	recall	support
AFIB	0.726984	0.733526	0.720787	875.0
GSVT	0.741793	0.726752	0.757645	691.0
SB	0.786677	0.777925	0.795722	1553.0
SR	0.755460	0.777917	0.734442	907.0
macro avg	0.752729	0.754030	0.752149	4026.0
micro avg	0.759095	0.759095	0.759095	4026.0
weighted avg	0.758967	0.759490	0.759095	4026.0

The result of Model Number:Dataset Number:Featuregroup Number:Rescale of 14 : 0 : 3 : 1

	f1-score	precision	recall	support
AFIB	0.864154	0.858314	0.870192	875.0

GSVT 0.885236 0.885589 0.884998 691.0
SB 0.940383 0.937984 0.942805 1553.0
SR 0.914778 0.924999 0.904793 907.0
macro avg 0.901138 0.901721 0.900697 4026.0
micro avg 0.908538 0.908538 0.908538 4026.0
weighted avg 0.908582 0.908750 0.908538 4026.0
The result of Model Number:Dataset Number:Featuregroup Number:Rescale of 14 : 0 : 4 :
0

f1-score precision recall support
AFIB 0.735523 0.744123 0.727261 204.0
GSVT 0.755757 0.752282 0.759285 300.0
SB 0.766457 0.764074 0.768861 892.0
SR 0.759856 0.762010 0.757747 681.0
macro avg 0.754399 0.755622 0.753289 2077.0
micro avg 0.759748 0.759748 0.759748 2077.0
weighted avg 0.759709 0.759735 0.759748 2077.0
The result of Model Number:Dataset Number:Featuregroup Number:Rescale of 14 : 0 : 4 :
1

f1-score precision recall support
AFIB 0.862852 0.870377 0.855671 204.0
GSVT 0.892692 0.891235 0.894176 300.0
SB 0.911667 0.909443 0.913912 892.0
SR 0.903309 0.904670 0.901982 681.0
macro avg 0.892630 0.893931 0.891435 2077.0
micro avg 0.901429 0.901429 0.901429 2077.0
weighted avg 0.901391 0.901411 0.901429 2077.0
The result of Model Number:Dataset Number:Featuregroup Number:Rescale of 14 : 0 : 5 :
0

f1-score precision recall support
AFIB 0.822802 0.821116 0.825091 875.0
GSVT 0.834026 0.825271 0.843119 691.0
SB 0.879617 0.867740 0.891996 1553.0
SR 0.836815 0.868727 0.807355 907.0
macro avg 0.843315 0.845714 0.841890 4026.0
micro avg 0.849997 0.849997 0.849997 4026.0
weighted avg 0.849801 0.850540 0.849997 4026.0
The result of Model Number:Dataset Number:Featuregroup Number:Rescale of 14 : 0 : 5 :
1

f1-score precision recall support
AFIB 0.686313 0.692544 0.680545 204.0
GSVT 0.708996 0.704711 0.713519 300.0
SB 0.723828 0.722859 0.724802 892.0
SR 0.717131 0.718618 0.715655 681.0
macro avg 0.709067 0.709683 0.708630 2077.0

micro avg 0.715826 0.715826 0.715826 2077.0
weighted avg 0.715805 0.715869 0.715826 2077.0
The result of Model Number:Dataset Number:Featuregroup Number:Rescale of 14 : 0 : 6 :
0

	f1-score	precision	recall	support
AFIB	0.701402	0.686414	0.717100	875.0
GSVT	0.726346	0.737453	0.715634	691.0
SB	0.774284	0.774386	0.774185	1553.0
SR	0.754336	0.762148	0.746686	907.0
macro avg	0.739092	0.740100	0.738401	4026.0
micro avg	0.745534	0.745534	0.745534	4026.0
weighted avg	0.745722	0.746170	0.745534	4026.0

The result of Model Number:Dataset Number:Featuregroup Number:Rescale of 14 : 0 : 6 :
1

	f1-score	precision	recall	support
AFIB	0.708321	0.716603	0.700359	204.0
GSVT	0.638909	0.614516	0.728986	300.0
SB	0.592777	0.591380	0.594186	892.0
SR	0.736029	0.737443	0.734625	681.0
macro avg	0.669009	0.664986	0.689539	2077.0
micro avg	0.670131	0.670131	0.670131	2077.0
weighted avg	0.657757	0.654912	0.670131	2077.0

The result of Model Number:Dataset Number:Featuregroup Number:Rescale of 14 : 0 : 7 :
0

	f1-score	precision	recall	support
AFIB	0.761735	0.773284	0.750545	204.0
GSVT	0.773983	0.767459	0.780661	300.0
SB	0.791151	0.788599	0.793722	892.0
SR	0.782659	0.785566	0.779794	681.0
macro avg	0.777382	0.778727	0.776181	2077.0
micro avg	0.783028	0.783028	0.783028	2077.0
weighted avg	0.782998	0.783047	0.783028	2077.0

The result of Model Number:Dataset Number:Featuregroup Number:Rescale of 14 : 0 : 7 :
1

	f1-score	precision	recall	support
AFIB	0.720070	0.726350	0.714077	204.0
GSVT	0.744972	0.743756	0.746211	300.0
SB	0.760807	0.758952	0.762681	892.0
SR	0.753832	0.754968	0.752725	681.0
macro avg	0.744920	0.746007	0.743923	2077.0
micro avg	0.752264	0.752264	0.752264	2077.0
weighted avg	0.752232	0.752249	0.752264	2077.0

The result of Model Number:Dataset Number:Featuregroup Number:Rescale of 14 : 0 : 8 :
0

f1-score precision recall support
AFIB 0.755989 0.760138 0.751933 875.0
GSVT 0.757046 0.747475 0.766984 691.0
SB 0.796165 0.792970 0.799393 1553.0
SR 0.779074 0.788532 0.769889 907.0
macro avg 0.772069 0.772279 0.772050 4026.0
micro avg 0.776869 0.776869 0.776869 4026.0
weighted avg 0.776869 0.777026 0.776869 4026.0
The result of Model Number:Dataset Number:Featuregroup Number:Rescale of 14 : 0 : 8 :
1

f1-score precision recall support
AFIB 0.698566 0.700302 0.696887 875.0
GSVT 0.710597 0.712732 0.708564 691.0
SB 0.753815 0.748698 0.759007 1553.0
SR 0.739471 0.744960 0.734090 907.0
macro avg 0.725612 0.726673 0.724637 4026.0
micro avg 0.731235 0.731235 0.731235 4026.0
weighted avg 0.731158 0.731165 0.731235 4026.0
The result of Model Number:Dataset Number:Featuregroup Number:Rescale of 14 : 0 : 9 :
0

f1-score precision recall support
AFIB 0.624397 0.688577 0.571544 204.0
GSVT 0.743014 0.732973 0.753408 300.0
SB 0.791257 0.788093 0.794450 892.0
SR 0.769781 0.759375 0.780509 681.0
macro avg 0.732112 0.742255 0.724978 2077.0
micro avg 0.762058 0.762058 0.762058 2077.0
weighted avg 0.760859 0.760941 0.762058 2077.0
The result of Model Number:Dataset Number:Featuregroup Number:Rescale of 14 : 0 : 9 :
1

f1-score precision recall support
AFIB 0.868224 0.863877 0.872902 875.0
GSVT 0.887841 0.889042 0.886822 691.0
SB 0.945429 0.942316 0.948589 1553.0
SR 0.917664 0.927189 0.908442 907.0
macro avg 0.904790 0.905606 0.904189 4026.0
micro avg 0.912494 0.912494 0.912494 4026.0
weighted avg 0.912511 0.912716 0.912494 4026.0
The result of Model Number:Dataset Number:Featuregroup Number:Rescale of 14 : 0 :
10 : 0

f1-score precision recall support
AFIB 0.691525 0.736582 0.651968 204.0
GSVT 0.721819 0.704077 0.740577 300.0
SB 0.742988 0.733444 0.752810 892.0

SR 0.723690 0.732331 0.715298 681.0
macro avg 0.720005 0.726608 0.715163 2077.0
micro avg 0.728839 0.728839 0.728839 2077.0
weighted avg 0.728548 0.729145 0.728839 2077.0
The result of Model Number:Dataset Number:Featuregroup Number:Rescale of 14 : 0 :
10 : 1

f1-score precision recall support
AFIB 0.779574 0.783837 0.775383 875.0
GSVT 0.775859 0.769317 0.782590 691.0
SB 0.816009 0.808281 0.823890 1553.0
SR 0.785640 0.800295 0.771523 907.0
macro avg 0.789270 0.790433 0.788346 4026.0
micro avg 0.794461 0.794461 0.794461 4026.0
weighted avg 0.794357 0.794482 0.794461 4026.0

The result of Model Number:Dataset Number:Featuregroup Number:Rescale of 14 : 1 : 0 :
0

f1-score precision recall support
AFIB 0.845629 0.854629 0.837284 204.0
GSVT 0.870480 0.864680 0.876614 300.0
SB 0.888875 0.888081 0.889672 892.0
SR 0.881381 0.882557 0.880213 681.0
macro avg 0.871591 0.872487 0.870946 2077.0
micro avg 0.879539 0.879539 0.879539 2077.0
weighted avg 0.879513 0.879604 0.879539 2077.0

The result of Model Number:Dataset Number:Featuregroup Number:Rescale of 14 : 1 : 0 :
1

f1-score precision recall support
AFIB 0.749176 0.771896 0.727787 875.0
GSVT 0.799756 0.794210 0.805423 691.0
SB 0.875031 0.871684 0.878410 1553.0
SR 0.827568 0.815147 0.840422 907.0
macro avg 0.812883 0.813234 0.813011 4026.0
micro avg 0.824589 0.824589 0.824589 4026.0
weighted avg 0.824066 0.823962 0.824589 4026.0

The result of Model Number:Dataset Number:Featuregroup Number:Rescale of 14 : 1 : 1 :
0

f1-score precision recall support
AFIB 0.909513 0.926205 0.893851 204.0
GSVT 0.944040 0.936449 0.951927 300.0
SB 0.961552 0.959835 0.963277 892.0
SR 0.952031 0.952879 0.951190 681.0
macro avg 0.941784 0.943842 0.940061 2077.0
micro avg 0.950856 0.950856 0.950856 2077.0
weighted avg 0.950790 0.950874 0.950856 2077.0

The result of Model Number:Dataset Number:Featuregroup Number:Rescale of 14 : 1 : 1 : 1

	f1-score	precision	recall	support
AFIB	0.789723	0.766970	0.866478	875.0
GSVT	0.870380	0.867600	0.873290	691.0
SB	0.734729	0.723901	0.745946	1553.0
SR	0.879750	0.896921	0.863335	907.0
macro avg	0.818646	0.813848	0.837262	4026.0
micro avg	0.820445	0.820445	0.820445	4026.0
weighted avg	0.802635	0.796904	0.820445	4026.0

The result of Model Number:Dataset Number:Featuregroup Number:Rescale of 14 : 1 : 2 : 0

	f1-score	precision	recall	support
AFIB	0.908207	0.921409	0.895789	204.0
GSVT	0.928237	0.915679	0.941219	300.0
SB	0.942207	0.932388	0.952242	892.0
SR	0.923533	0.938815	0.908756	681.0
macro avg	0.925546	0.927073	0.924502	2077.0
micro avg	0.930847	0.930847	0.930847	2077.0
weighted avg	0.930727	0.931003	0.930847	2077.0

The result of Model Number:Dataset Number:Featuregroup Number:Rescale of 14 : 1 : 2 : 1

	f1-score	precision	recall	support
AFIB	0.752594	0.764134	0.741522	204.0
GSVT	0.770439	0.763903	0.777121	300.0
SB	0.783841	0.781312	0.786390	892.0
SR	0.775787	0.778666	0.772938	681.0
macro avg	0.770665	0.772004	0.769493	2077.0
micro avg	0.776234	0.776234	0.776234	2077.0
weighted avg	0.776196	0.776243	0.776234	2077.0

The result of Model Number:Dataset Number:Featuregroup Number:Rescale of 14 : 1 : 3 : 0

	f1-score	precision	recall	support
AFIB	0.795560	0.793260	0.797946	875.0
GSVT	0.810305	0.809646	0.811022	691.0
SB	0.860662	0.857097	0.864263	1553.0
SR	0.834823	0.843995	0.825895	907.0
macro avg	0.825338	0.825999	0.824781	4026.0
micro avg	0.832068	0.832068	0.832068	4026.0
weighted avg	0.832049	0.832127	0.832068	4026.0

The result of Model Number:Dataset Number:Featuregroup Number:Rescale of 14 : 1 : 3 : 1

	f1-score	precision	recall	support
AFIB	0.720215	0.733665	0.797388	204.0

GSVT 0.864903 0.847382 0.883601 300.0
SB 0.711510 0.704862 0.718292 892.0
SR 0.866006 0.873240 0.859011 681.0
macro avg 0.790658 0.789787 0.814573 2077.0
micro avg 0.796076 0.796076 0.796076 2077.0
weighted avg 0.785176 0.783484 0.796076 2077.0
The result of Model Number:Dataset Number:Featuregroup Number:Rescale of 14 : 1 : 4 :
0

f1-score precision recall support

AFIB 0.754484 0.769019 0.740844 204.0
GSVT 0.768652 0.756162 0.781700 300.0
SB 0.781484 0.772164 0.791034 892.0
SR 0.766947 0.781326 0.753100 681.0
macro avg 0.767891 0.769668 0.766670 2077.0
micro avg 0.772319 0.772319 0.772319 2077.0
weighted avg 0.772212 0.772548 0.772319 2077.0

The result of Model Number:Dataset Number:Featuregroup Number:Rescale of 14 : 1 : 4 :
1

f1-score precision recall support

AFIB 0.765585 0.760281 0.771117 875.0
GSVT 0.777396 0.780551 0.774392 691.0
SB 0.843476 0.834705 0.852437 1553.0
SR 0.800888 0.819524 0.783154 907.0
macro avg 0.796836 0.798765 0.795275 4026.0
micro avg 0.805760 0.805760 0.805760 4026.0
weighted avg 0.805611 0.805815 0.805760 4026.0

The result of Model Number:Dataset Number:Featuregroup Number:Rescale of 14 : 1 : 5 :
0

f1-score precision recall support

AFIB 0.918337 0.925392 0.911599 204.0
GSVT 0.950677 0.949765 0.951621 300.0
SB 0.970126 0.967867 0.972406 892.0
SR 0.961198 0.962494 0.959928 681.0
macro avg 0.950085 0.951379 0.948888 2077.0
micro avg 0.959340 0.959340 0.959340 2077.0
weighted avg 0.959303 0.959319 0.959340 2077.0

The result of Model Number:Dataset Number:Featuregroup Number:Rescale of 14 : 1 : 5 :
1

f1-score precision recall support

AFIB 0.819238 0.852304 0.788707 204.0
GSVT 0.849724 0.835921 0.864138 300.0
SB 0.871707 0.864699 0.878841 892.0
SR 0.848255 0.854363 0.842278 681.0
macro avg 0.847231 0.851822 0.843491 2077.0

micro avg 0.855876 0.855876 0.855876 2077.0
weighted avg 0.855689 0.855936 0.855876 2077.0
The result of Model Number:Dataset Number:Featuregroup Number:Rescale of 14 : 1 : 6 :
0

	f1-score	precision	recall	support
AFIB	0.876884	0.881697	0.872180	875.0
GSVT	0.878111	0.867009	0.889638	691.0
SB	0.923485	0.919780	0.927229	1553.0
SR	0.903661	0.914631	0.893007	907.0
macro avg	0.895535	0.895779	0.895514	4026.0
micro avg	0.901103	0.901103	0.901103	4026.0
weighted avg	0.901103	0.901286	0.901103	4026.0

The result of Model Number:Dataset Number:Featuregroup Number:Rescale of 14 : 1 : 6 :
1

	f1-score	precision	recall	support
AFIB	0.779671	0.770236	0.789375	875.0
GSVT	0.790225	0.798327	0.782347	691.0
SB	0.839299	0.836568	0.842055	1553.0
SR	0.820941	0.829377	0.812704	907.0
macro avg	0.807534	0.808627	0.806620	4026.0
micro avg	0.813745	0.813745	0.813745	4026.0
weighted avg	0.813781	0.813968	0.813745	4026.0

The result of Model Number:Dataset Number:Featuregroup Number:Rescale of 14 : 1 : 7 :
0

	f1-score	precision	recall	support
AFIB	0.931179	0.949859	0.913404	204.0
GSVT	0.952759	0.942856	0.962924	300.0
SB	0.970380	0.966605	0.974187	892.0
SR	0.960183	0.964190	0.956232	681.0
macro avg	0.953625	0.955877	0.951687	2077.0
micro avg	0.960703	0.960703	0.960703	2077.0
weighted avg	0.960641	0.960738	0.960703	2077.0

The result of Model Number:Dataset Number:Featuregroup Number:Rescale of 14 : 1 : 7 :
1

	f1-score	precision	recall	support
AFIB	0.829891	0.839113	0.821296	204.0
GSVT	0.855598	0.850727	0.860773	300.0
SB	0.872619	0.871449	0.873792	892.0
SR	0.865195	0.866354	0.864051	681.0
macro avg	0.855826	0.856911	0.854978	2077.0
micro avg	0.863562	0.863562	0.863562	2077.0
weighted avg	0.863530	0.863610	0.863562	2077.0

The result of Model Number:Dataset Number:Featuregroup Number:Rescale of 14 : 1 : 8 :
0

f1-score precision recall support
AFIB 0.695162 0.698473 0.691914 875.0
GSVT 0.703750 0.690961 0.717094 691.0
SB 0.744621 0.741769 0.747496 1553.0
SR 0.722612 0.734980 0.710664 907.0
macro avg 0.716536 0.716546 0.716792 4026.0
micro avg 0.721900 0.721900 0.721900 4026.0
weighted avg 0.721898 0.722109 0.721900 4026.0
The result of Model Number:Dataset Number:Featuregroup Number:Rescale of 14 : 1 : 8 :
1

f1-score precision recall support
AFIB 0.820084 0.821006 0.819312 204.0
GSVT 0.838912 0.837039 0.840857 300.0
SB 0.856693 0.855549 0.857844 892.0
SR 0.850277 0.852418 0.848157 681.0
macro avg 0.841491 0.841503 0.841543 2077.0
micro avg 0.848430 0.848430 0.848430 2077.0
weighted avg 0.848425 0.848456 0.848430 2077.0
The result of Model Number:Dataset Number:Featuregroup Number:Rescale of 14 : 1 : 9 :
0

f1-score precision recall support
AFIB 0.870505 0.892548 0.849606 204.0
GSVT 0.889411 0.879739 0.899445 300.0
SB 0.914462 0.909898 0.919075 892.0
SR 0.900288 0.904327 0.896321 681.0
macro avg 0.893667 0.896628 0.891112 2077.0
micro avg 0.901956 0.901956 0.901956 2077.0
weighted avg 0.901879 0.902011 0.901956 2077.0
The result of Model Number:Dataset Number:Featuregroup Number:Rescale of 14 : 1 : 9 :
1

f1-score precision recall support
AFIB 0.669446 0.672180 0.666755 875.0
GSVT 0.623383 0.650896 0.598205 691.0
SB 0.669477 0.606459 0.747119 1553.0
SR 0.505010 0.628532 0.422233 907.0
macro avg 0.616829 0.639517 0.608578 4026.0
micro avg 0.630902 0.630902 0.630902 4026.0
weighted avg 0.624507 0.633342 0.630902 4026.0
The result of Model Number:Dataset Number:Featuregroup Number:Rescale of 14 : 1 :
10 : 0

f1-score precision recall support
AFIB 0.874336 0.890376 0.858931 204.0
GSVT 0.885867 0.876927 0.895009 300.0
SB 0.907688 0.902963 0.912469 892.0

SR 0.895331 0.900941 0.889810 681.0
macro avg 0.890805 0.892802 0.889055 2077.0
micro avg 0.897259 0.897259 0.897259 2077.0
weighted avg 0.897209 0.897303 0.897259 2077.0
The result of Model Number:Dataset Number:Featuregroup Number:Rescale of 14 : 1 :
10 : 1

f1-score precision recall support
AFIB 0.762407 0.779648 0.745935 875.0
GSVT 0.808325 0.811765 0.804962 691.0
SB 0.877673 0.873537 0.881854 1553.0
SR 0.831584 0.818828 0.844777 907.0
macro avg 0.819997 0.820944 0.819382 4026.0
micro avg 0.830764 0.830764 0.830764 4026.0
weighted avg 0.830336 0.830204 0.830764 4026.0

The result of Model Number:Dataset Number:Featuregroup Number:Rescale of 15 : 0 : 0 :
0

f1-score precision recall support
AFIB 0.817327 0.807065 0.828090 875.0
GSVT 0.758317 0.781277 0.739204 691.0
SB 0.816449 0.756212 0.889272 1553.0
SR 0.634815 0.776965 0.541320 907.0
macro avg 0.756727 0.780380 0.749472 4026.0
micro avg 0.771830 0.771830 0.771830 4026.0
weighted avg 0.765743 0.776242 0.771830 4026.0

The result of Model Number:Dataset Number:Featuregroup Number:Rescale of 15 : 0 : 0 :
1

f1-score precision recall support
AFIB 0.654048 0.650135 0.658096 875.0
GSVT 0.659404 0.662964 0.655977 691.0
SB 0.698869 0.696826 0.700935 1553.0
SR 0.683078 0.687984 0.678254 907.0
macro avg 0.673850 0.674477 0.673316 4026.0
micro avg 0.678799 0.678799 0.678799 4026.0
weighted avg 0.678797 0.678875 0.678799 4026.0

The result of Model Number:Dataset Number:Featuregroup Number:Rescale of 15 : 0 : 1 :
0

f1-score precision recall support
AFIB 0.748882 0.743116 0.754795 875.0
GSVT 0.758605 0.762127 0.755280 691.0
SB 0.812951 0.808626 0.817339 1553.0
SR 0.788999 0.800091 0.778296 907.0
macro avg 0.777359 0.778490 0.776428 4026.0
micro avg 0.784299 0.784299 0.784299 4026.0
weighted avg 0.784302 0.784484 0.784299 4026.0

The result of Model Number:Dataset Number:Featuregroup Number:Rescale of 15 : 0 : 1 : 1

	f1-score	precision	recall	support
AFIB	0.915877	0.924226	0.907797	204.0
GSVT	0.939778	0.936701	0.942905	300.0
SB	0.956958	0.956320	0.957600	892.0
SR	0.948542	0.948269	0.948828	681.0
macro avg	0.940289	0.941379	0.939282	2077.0
micro avg	0.947710	0.947710	0.947710	2077.0
weighted avg	0.947682	0.947694	0.947710	2077.0

The result of Model Number:Dataset Number:Featuregroup Number:Rescale of 15 : 0 : 2 : 0

	f1-score	precision	recall	support
AFIB	0.828953	0.846341	0.812288	204.0
GSVT	0.848183	0.843164	0.853270	300.0
SB	0.868861	0.866826	0.870906	892.0
SR	0.861522	0.861274	0.861778	681.0
macro avg	0.851880	0.854401	0.849560	2077.0
micro avg	0.859608	0.859608	0.859608	2077.0
weighted avg	0.859548	0.859576	0.859608	2077.0

The result of Model Number:Dataset Number:Featuregroup Number:Rescale of 15 : 0 : 2 : 1

	f1-score	precision	recall	support
AFIB	0.928966	0.939829	0.918525	204.0
GSVT	0.837932	0.805941	0.956069	300.0
SB	0.777430	0.775598	0.779278	892.0
SR	0.965305	0.967161	0.963464	681.0
macro avg	0.877408	0.872132	0.904334	2077.0
micro avg	0.878880	0.878880	0.878880	2077.0
weighted avg	0.862652	0.858920	0.878880	2077.0

The result of Model Number:Dataset Number:Featuregroup Number:Rescale of 15 : 0 : 3 : 0

	f1-score	precision	recall	support
AFIB	0.773137	0.779249	0.767146	875.0
GSVT	0.792592	0.790916	0.794304	691.0
SB	0.844926	0.837458	0.852539	1553.0
SR	0.822433	0.830499	0.814542	907.0
macro avg	0.808272	0.809531	0.807133	4026.0
micro avg	0.815425	0.815425	0.815425	4026.0
weighted avg	0.815274	0.815251	0.815425	4026.0

The result of Model Number:Dataset Number:Featuregroup Number:Rescale of 15 : 0 : 3 : 1

	f1-score	precision	recall	support
AFIB	0.676903	0.694624	0.660372	204.0

GSVT 0.636919 0.655430 0.619772 300.0
SB 0.672086 0.648423 0.697553 892.0
SR 0.609164 0.629002 0.590661 681.0
macro avg 0.648768 0.656870 0.642090 2077.0
micro avg 0.647619 0.647619 0.647619 2077.0
weighted avg 0.646849 0.647605 0.647619 2077.0
The result of Model Number:Dataset Number:Featuregroup Number:Rescale of 15 : 0 : 4 :
0

f1-score precision recall support
AFIB 0.827628 0.832348 0.823098 204.0
GSVT 0.844657 0.838565 0.850847 300.0
SB 0.861716 0.858568 0.864902 892.0
SR 0.852551 0.858149 0.847047 681.0
macro avg 0.846638 0.846907 0.846473 2077.0
micro avg 0.852912 0.852912 0.852912 2077.0
weighted avg 0.852899 0.852966 0.852912 2077.0
The result of Model Number:Dataset Number:Featuregroup Number:Rescale of 15 : 0 : 4 :
1

f1-score precision recall support
AFIB 0.621066 0.676555 0.655859 204.0
GSVT 0.843580 0.829790 0.858127 300.0
SB 0.718147 0.712677 0.723755 892.0
SR 0.878177 0.868240 0.888369 681.0
macro avg 0.765242 0.771815 0.781528 2077.0
micro avg 0.790468 0.790468 0.790468 2077.0
weighted avg 0.779199 0.777050 0.790468 2077.0
The result of Model Number:Dataset Number:Featuregroup Number:Rescale of 15 : 0 : 5 :
0

f1-score precision recall support
AFIB 0.857733 0.862239 0.853326 875.0
GSVT 0.872208 0.873827 0.870706 691.0
SB 0.923788 0.917228 0.930448 1553.0
SR 0.906076 0.911659 0.900583 907.0
macro avg 0.889951 0.891238 0.888765 4026.0
micro avg 0.896704 0.896704 0.896704 4026.0
weighted avg 0.896589 0.896573 0.896704 4026.0
The result of Model Number:Dataset Number:Featuregroup Number:Rescale of 15 : 0 : 5 :
1

f1-score precision recall support
AFIB 0.617066 0.635779 0.599448 875.0
GSVT 0.658726 0.654158 0.663394 691.0
SB 0.720727 0.717970 0.723510 1553.0
SR 0.681634 0.671403 0.692221 907.0
macro avg 0.669538 0.669827 0.669643 4026.0

micro avg 0.679180 0.679180 0.679180 4026.0
weighted avg 0.678749 0.678663 0.679180 4026.0
The result of Model Number:Dataset Number:Featuregroup Number:Rescale of 15 : 0 : 6 :
0

	f1-score	precision	recall	support
AFIB	0.765007	0.769574	0.760516	204.0
GSVT	0.783804	0.780439	0.787200	300.0
SB	0.797228	0.796073	0.798389	892.0
SR	0.789939	0.791570	0.788317	681.0
macro avg	0.783995	0.784414	0.783605	2077.0
micro avg	0.789751	0.789751	0.789751	2077.0
weighted avg	0.789734	0.789736	0.789751	2077.0

The result of Model Number:Dataset Number:Featuregroup Number:Rescale of 15 : 0 : 6 :
1

	f1-score	precision	recall	support
AFIB	0.590644	0.584263	0.672350	204.0
GSVT	0.706668	0.701162	0.712322	300.0
SB	0.576708	0.575502	0.577920	892.0
SR	0.715131	0.714931	0.715341	681.0
macro avg	0.647288	0.643965	0.669483	2077.0
micro avg	0.651665	0.651665	0.651665	2077.0
weighted avg	0.642234	0.640228	0.651665	2077.0

The result of Model Number:Dataset Number:Featuregroup Number:Rescale of 15 : 0 : 7 :
0

	f1-score	precision	recall	support
AFIB	0.847478	0.838114	0.857071	875.0
GSVT	0.862748	0.868060	0.857515	691.0
SB	0.918230	0.916701	0.919767	1553.0
SR	0.895871	0.904248	0.887671	907.0
macro avg	0.881082	0.881781	0.880506	4026.0
micro avg	0.888225	0.888225	0.888225	4026.0
weighted avg	0.888293	0.888467	0.888225	4026.0

The result of Model Number:Dataset Number:Featuregroup Number:Rescale of 15 : 0 : 7 :
1

	f1-score	precision	recall	support
AFIB	0.876604	0.883469	0.869891	875.0
GSVT	0.878916	0.867699	0.890481	691.0
SB	0.921884	0.918186	0.925621	1553.0
SR	0.902407	0.911265	0.893753	907.0
macro avg	0.894953	0.895155	0.894936	4026.0
micro avg	0.900298	0.900298	0.900298	4026.0
weighted avg	0.900280	0.900416	0.900298	4026.0

The result of Model Number:Dataset Number:Featuregroup Number:Rescale of 15 : 0 : 8 :
0

f1-score precision recall support
AFIB 0.784236 0.766414 0.802960 875.0
GSVT 0.811112 0.824266 0.798438 691.0
SB 0.865368 0.865373 0.865369 1553.0
SR 0.843220 0.852826 0.833830 907.0
macro avg 0.825984 0.827220 0.825149 4026.0
micro avg 0.833212 0.833212 0.833212 4026.0
weighted avg 0.833433 0.833984 0.833212 4026.0
The result of Model Number:Dataset Number:Featuregroup Number:Rescale of 15 : 0 : 8 :
1

f1-score precision recall support
AFIB 0.858167 0.866087 0.850438 875.0
GSVT 0.878206 0.875835 0.880620 691.0
SB 0.935302 0.926510 0.944271 1553.0
SR 0.909460 0.918585 0.900532 907.0
macro avg 0.895284 0.896754 0.893965 4026.0
micro avg 0.903099 0.903099 0.903099 4026.0
weighted avg 0.902916 0.902895 0.903099 4026.0
The result of Model Number:Dataset Number:Featuregroup Number:Rescale of 15 : 0 : 9 :
0

f1-score precision recall support
AFIB 0.906411 0.929754 0.884248 204.0
GSVT 0.831791 0.794764 0.938675 300.0
SB 0.954304 0.952071 0.956549 892.0
SR 0.757067 0.757209 0.756934 681.0
macro avg 0.862393 0.858450 0.884102 2077.0
micro avg 0.881417 0.881417 0.881417 2077.0
weighted avg 0.867235 0.863267 0.881417 2077.0
The result of Model Number:Dataset Number:Featuregroup Number:Rescale of 15 : 0 : 9 :
1

f1-score precision recall support
AFIB 0.889019 0.907743 0.871191 204.0
GSVT 0.916659 0.908285 0.925211 300.0
SB 0.931630 0.929553 0.933719 892.0
SR 0.920558 0.921521 0.919608 681.0
macro avg 0.914466 0.916775 0.912432 2077.0
micro avg 0.921722 0.921722 0.921722 2077.0
weighted avg 0.921652 0.921705 0.921722 2077.0
The result of Model Number:Dataset Number:Featuregroup Number:Rescale of 15 : 0 :
10 : 0

f1-score precision recall support
AFIB 0.853270 0.864570 0.842391 204.0
GSVT 0.879019 0.875847 0.882235 300.0
SB 0.889968 0.887198 0.892759 892.0

SR 0.880271 0.881966 0.878606 681.0
macro avg 0.875632 0.877395 0.873998 2077.0
micro avg 0.881652 0.881652 0.881652 2077.0
weighted avg 0.881603 0.881621 0.881652 2077.0
The result of Model Number:Dataset Number:Featuregroup Number:Rescale of 15 : 0 :
10 : 1

f1-score precision recall support
AFIB 0.606245 0.602428 0.682894 204.0
GSVT 0.739023 0.735222 0.742988 300.0
SB 0.760065 0.756449 0.763725 892.0
SR 0.596186 0.598150 0.594594 681.0
macro avg 0.675380 0.673062 0.696050 2077.0
micro avg 0.697336 0.697336 0.697336 2077.0
weighted avg 0.688186 0.686353 0.697336 2077.0
The result of Model Number:Dataset Number:Featuregroup Number:Rescale of 15 : 1 : 0 :
0

f1-score precision recall support
AFIB 0.861156 0.868975 0.853919 204.0
GSVT 0.889618 0.884242 0.895293 300.0
SB 0.908230 0.907013 0.909451 892.0
SR 0.899826 0.901692 0.897974 681.0
macro avg 0.889707 0.890480 0.889159 2077.0
micro avg 0.898189 0.898189 0.898189 2077.0
weighted avg 0.898163 0.898243 0.898189 2077.0
The result of Model Number:Dataset Number:Featuregroup Number:Rescale of 15 : 1 : 0 :
1

f1-score precision recall support
AFIB 0.835965 0.845061 0.827306 204.0
GSVT 0.864255 0.860651 0.868029 300.0
SB 0.881965 0.881176 0.882756 892.0
SR 0.873630 0.873638 0.873630 681.0
macro avg 0.863954 0.865131 0.862930 2077.0
micro avg 0.872191 0.872191 0.872191 2077.0
weighted avg 0.872156 0.872193 0.872191 2077.0
The result of Model Number:Dataset Number:Featuregroup Number:Rescale of 15 : 1 : 1 :
0

f1-score precision recall support
AFIB 0.889921 0.906275 0.874255 204.0
GSVT 0.904869 0.898943 0.910898 300.0
SB 0.920347 0.915854 0.924887 892.0
SR 0.910834 0.914621 0.907092 681.0
macro avg 0.906493 0.908923 0.904283 2077.0
micro avg 0.912059 0.912059 0.912059 2077.0
weighted avg 0.912004 0.912066 0.912059 2077.0

The result of Model Number:Dataset Number:Featuregroup Number:Rescale of 15 : 1 : 1 : 1

	f1-score	precision	recall	support
AFIB	0.808253	0.826548	0.790854	204.0
GSVT	0.829762	0.825699	0.833901	300.0
SB	0.846737	0.844292	0.849202	892.0
SR	0.841297	0.840933	0.841673	681.0
macro avg	0.831512	0.834368	0.828908	2077.0
micro avg	0.838793	0.838793	0.838793	2077.0
weighted avg	0.838721	0.838762	0.838793	2077.0

The result of Model Number:Dataset Number:Featuregroup Number:Rescale of 15 : 1 : 2 : 0

	f1-score	precision	recall	support
AFIB	0.790016	0.781481	0.899301	204.0
GSVT	0.945203	0.937838	0.952765	300.0
SB	0.771376	0.769762	0.772997	892.0
SR	0.956523	0.956255	0.956803	681.0
macro avg	0.865779	0.861334	0.895467	2077.0
micro avg	0.871634	0.871634	0.871634	2077.0
weighted avg	0.859019	0.856337	0.871634	2077.0

The result of Model Number:Dataset Number:Featuregroup Number:Rescale of 15 : 1 : 2 : 1

	f1-score	precision	recall	support
AFIB	0.721112	0.720307	0.721941	875.0
GSVT	0.734303	0.725119	0.743744	691.0
SB	0.771381	0.765180	0.777690	1553.0
SR	0.736966	0.756302	0.718606	907.0
macro avg	0.740941	0.741727	0.740495	4026.0
micro avg	0.746437	0.746437	0.746437	4026.0
weighted avg	0.746339	0.746551	0.746437	4026.0

The result of Model Number:Dataset Number:Featuregroup Number:Rescale of 15 : 1 : 3 : 0

	f1-score	precision	recall	support
AFIB	0.824749	0.814238	0.835563	875.0
GSVT	0.787485	0.792904	0.782161	691.0
SB	0.833805	0.785623	0.888303	1553.0
SR	0.679997	0.786738	0.598799	907.0
macro avg	0.781509	0.794876	0.776206	4026.0
micro avg	0.793402	0.793402	0.793402	4026.0
weighted avg	0.789236	0.793343	0.793402	4026.0

The result of Model Number:Dataset Number:Featuregroup Number:Rescale of 15 : 1 : 3 : 1

	f1-score	precision	recall	support
AFIB	0.740228	0.728377	0.832907	204.0

GSVT 0.866612 0.856556 0.877222 300.0
SB 0.895629 0.892247 0.899043 892.0
SR 0.702727 0.706360 0.699250 681.0
macro avg 0.801299 0.795885 0.827105 2077.0
micro avg 0.823888 0.823888 0.823888 2077.0
weighted avg 0.812926 0.810049 0.823888 2077.0
The result of Model Number:Dataset Number:Featuregroup Number:Rescale of 15 : 1 : 4 :
0

f1-score precision recall support
AFIB 0.676711 0.670520 0.683048 875.0
GSVT 0.685382 0.691430 0.679542 691.0
SB 0.728539 0.724699 0.732432 1553.0
SR 0.712070 0.720651 0.703756 907.0
macro avg 0.700676 0.701825 0.699694 4026.0
micro avg 0.706161 0.706161 0.706161 4026.0
weighted avg 0.706158 0.706302 0.706161 4026.0
The result of Model Number:Dataset Number:Featuregroup Number:Rescale of 15 : 1 : 4 :
1

f1-score precision recall support
AFIB 0.733628 0.764257 0.705492 875.0
GSVT 0.792574 0.788562 0.796724 691.0
SB 0.869082 0.864191 0.874052 1553.0
SR 0.813764 0.795694 0.832688 907.0
macro avg 0.802262 0.803176 0.802239 4026.0
micro avg 0.814826 0.814826 0.814826 4026.0
weighted avg 0.814049 0.814060 0.814826 4026.0
The result of Model Number:Dataset Number:Featuregroup Number:Rescale of 15 : 1 : 5 :
0

f1-score precision recall support
AFIB 0.695844 0.725274 0.668941 204.0
GSVT 0.640822 0.641944 0.649317 300.0
SB 0.689904 0.657038 0.726901 892.0
SR 0.609909 0.659033 0.568704 681.0
macro avg 0.659120 0.670822 0.653466 2077.0
micro avg 0.658133 0.658133 0.658133 2077.0
weighted avg 0.657170 0.662214 0.658133 2077.0
The result of Model Number:Dataset Number:Featuregroup Number:Rescale of 15 : 1 : 5 :
1

f1-score precision recall support
AFIB 0.868568 0.895416 0.844040 204.0
GSVT 0.810797 0.828423 0.794503 300.0
SB 0.855185 0.817231 0.896880 892.0
SR 0.770001 0.809568 0.734230 681.0
macro avg 0.826138 0.837659 0.817413 2077.0

micro avg 0.823574 0.823574 0.823574 2077.0
weighted avg 0.822158 0.824014 0.823574 2077.0
The result of Model Number:Dataset Number:Featuregroup Number:Rescale of 15 : 1 : 6 :
0

	f1-score	precision	recall	support
AFIB	0.777382	0.855813	0.712575	204.0
GSVT	0.916761	0.904106	0.929920	300.0
SB	0.973422	0.970174	0.976696	892.0
SR	0.948494	0.935371	0.962002	681.0
macro avg	0.904015	0.916366	0.895298	2077.0
micro avg	0.939180	0.939180	0.939180	2077.0
weighted avg	0.937810	0.937988	0.939180	2077.0

The result of Model Number:Dataset Number:Featuregroup Number:Rescale of 15 : 1 : 6 :
1

	f1-score	precision	recall	support
AFIB	0.812231	0.813801	0.810729	875.0
GSVT	0.786915	0.783458	0.790449	691.0
SB	0.822233	0.772257	0.879146	1553.0
SR	0.661782	0.766813	0.582215	907.0
macro avg	0.770790	0.784082	0.765635	4026.0
micro avg	0.782159	0.782159	0.782159	4026.0
weighted avg	0.777850	0.781982	0.782159	4026.0

The result of Model Number:Dataset Number:Featuregroup Number:Rescale of 15 : 1 : 7 :
0

	f1-score	precision	recall	support
AFIB	0.786192	0.776876	0.795800	875.0
GSVT	0.797382	0.805090	0.789898	691.0
SB	0.846288	0.843050	0.849557	1553.0
SR	0.826558	0.836094	0.817260	907.0
macro avg	0.814105	0.815277	0.813129	4026.0
micro avg	0.820358	0.820358	0.820358	4026.0
weighted avg	0.820388	0.820585	0.820358	4026.0

The result of Model Number:Dataset Number:Featuregroup Number:Rescale of 15 : 1 : 7 :
1

	f1-score	precision	recall	support
AFIB	0.917155	0.925614	0.909070	204.0
GSVT	0.950685	0.950719	0.950677	300.0
SB	0.970595	0.968871	0.972334	892.0
SR	0.960294	0.960037	0.960575	681.0
macro avg	0.949682	0.951310	0.948164	2077.0
micro avg	0.959137	0.959137	0.959137	2077.0
weighted avg	0.959093	0.959104	0.959137	2077.0

The result of Model Number:Dataset Number:Featuregroup Number:Rescale of 15 : 1 : 8 :
0

f1-score precision recall support
AFIB 0.722323 0.728623 0.716312 204.0
GSVT 0.747303 0.746083 0.748546 300.0
SB 0.763188 0.761326 0.765068 892.0
SR 0.756191 0.757331 0.755080 681.0
macro avg 0.747251 0.748341 0.746251 2077.0
micro avg 0.754618 0.754618 0.754618 2077.0
weighted avg 0.754586 0.754602 0.754618 2077.0
The result of Model Number:Dataset Number:Featuregroup Number:Rescale of 15 : 1 : 8 :
1

f1-score precision recall support
AFIB 0.827951 0.829551 0.826420 875.0
GSVT 0.802145 0.798621 0.805748 691.0
SB 0.838146 0.787203 0.896161 1553.0
SR 0.674590 0.781654 0.593483 907.0
macro avg 0.785708 0.799257 0.780453 4026.0
micro avg 0.797297 0.797297 0.797297 4026.0
weighted avg 0.792904 0.797116 0.797297 4026.0
The result of Model Number:Dataset Number:Featuregroup Number:Rescale of 15 : 1 : 9 :
0

f1-score precision recall support
AFIB 0.781891 0.810880 0.755015 204.0
GSVT 0.805315 0.795246 0.815746 300.0
SB 0.825737 0.818202 0.833418 892.0
SR 0.804027 0.810267 0.797891 681.0
macro avg 0.804243 0.808649 0.800517 2077.0
micro avg 0.811516 0.811516 0.811516 2077.0
weighted avg 0.811363 0.811565 0.811516 2077.0
The result of Model Number:Dataset Number:Featuregroup Number:Rescale of 15 : 1 : 9 :
1

f1-score precision recall support
AFIB 0.678183 0.669287 0.687350 875.0
GSVT 0.688566 0.696220 0.681091 691.0
SB 0.730313 0.728589 0.732049 1553.0
SR 0.712028 0.718437 0.705743 907.0
macro avg 0.702273 0.703133 0.701558 4026.0
micro avg 0.707662 0.707662 0.707662 4026.0
weighted avg 0.707699 0.707858 0.707662 4026.0
The result of Model Number:Dataset Number:Featuregroup Number:Rescale of 15 : 1 :
10 : 0

f1-score precision recall support
AFIB 0.147974 0.149528 0.146452 175.0
GSVT 0.148212 0.146637 0.149821 138.2
SB 0.156093 0.155495 0.156696 310.6

SR 0.152481 0.153245 0.151724 181.4
macro avg 0.151190 0.151226 0.151173 805.2
micro avg 0.152170 0.152170 0.152170 805.2
weighted avg 0.152162 0.152171 0.152170 805.2
The result of Model Number:Dataset Number:Featuregroup Number:Rescale of 15 : 1 :
10 : 1

f1-score precision recall support
AFIB 0.848539 0.854598 0.842717 204.0
GSVT 0.878210 0.877643 0.878793 300.0
SB 0.895781 0.893793 0.897786 892.0
SR 0.887774 0.888848 0.886729 681.0
macro avg 0.877576 0.878720 0.876507 2077.0
micro avg 0.886009 0.886009 0.886009 2077.0
weighted avg 0.885977 0.885989 0.886009 2077.0

The result of Model Number:Dataset Number:Featuregroup Number:Rescale of 16 : 0 : 0 :
0

f1-score precision recall support
AFIB 0.661756 0.663082 0.660463 875.0
GSVT 0.663395 0.659813 0.667033 691.0
SB 0.693470 0.689765 0.697220 1553.0
SR 0.676880 0.684907 0.669058 907.0
macro avg 0.673875 0.674392 0.673444 4026.0
micro avg 0.677706 0.677706 0.677706 4026.0
weighted avg 0.677678 0.677731 0.677706 4026.0

The result of Model Number:Dataset Number:Featuregroup Number:Rescale of 16 : 0 : 0 :
1

f1-score precision recall support
AFIB 0.817660 0.817778 0.817651 875.0
GSVT 0.831941 0.825044 0.839015 691.0
SB 0.871031 0.863496 0.878712 1553.0
SR 0.842328 0.861357 0.824152 907.0
macro avg 0.840740 0.841919 0.839882 4026.0
micro avg 0.846336 0.846336 0.846336 4026.0
weighted avg 0.846256 0.846478 0.846336 4026.0

The result of Model Number:Dataset Number:Featuregroup Number:Rescale of 16 : 0 : 1 :
0

f1-score precision recall support
AFIB 0.735402 0.757704 0.714406 875.0
GSVT 0.785052 0.779607 0.790614 691.0
SB 0.858942 0.855656 0.862259 1553.0
SR 0.812352 0.800160 0.824970 907.0
macro avg 0.797937 0.798282 0.798062 4026.0
micro avg 0.809427 0.809427 0.809427 4026.0
weighted avg 0.808914 0.808812 0.809427 4026.0

The result of Model Number:Dataset Number:Featuregroup Number:Rescale of 16 : 0 : 1 : 1

	f1-score	precision	recall	support
AFIB	0.855763	0.849174	0.862521	875.0
GSVT	0.866874	0.870898	0.863075	691.0
SB	0.928976	0.924034	0.933991	1553.0
SR	0.901605	0.914281	0.889375	907.0
macro avg	0.888304	0.889597	0.887240	4026.0
micro avg	0.896235	0.896235	0.896235	4026.0
weighted avg	0.896239	0.896447	0.896235	4026.0

The result of Model Number:Dataset Number:Featuregroup Number:Rescale of 16 : 0 : 2 : 0

	f1-score	precision	recall	support
AFIB	0.830076	0.865652	0.797624	204.0
GSVT	0.857969	0.845006	0.871391	300.0
SB	0.874987	0.866333	0.883817	892.0
SR	0.851281	0.858564	0.844152	681.0
macro avg	0.853578	0.858889	0.849246	2077.0
micro avg	0.860551	0.860551	0.860551	2077.0
weighted avg	0.860345	0.860638	0.860551	2077.0

The result of Model Number:Dataset Number:Featuregroup Number:Rescale of 16 : 0 : 2 : 1

	f1-score	precision	recall	support
AFIB	0.838200	0.854260	0.822945	204.0
GSVT	0.864854	0.860399	0.869436	300.0
SB	0.886243	0.884862	0.887634	892.0
SR	0.877510	0.876638	0.878411	681.0
macro avg	0.866701	0.869040	0.864606	2077.0
micro avg	0.875628	0.875628	0.875628	2077.0
weighted avg	0.875571	0.875627	0.875628	2077.0

The result of Model Number:Dataset Number:Featuregroup Number:Rescale of 16 : 0 : 3 : 0

	f1-score	precision	recall	support
AFIB	0.772907	0.784758	0.761536	204.0
GSVT	0.791234	0.784521	0.798096	300.0
SB	0.804997	0.802400	0.807615	892.0
SR	0.796726	0.799683	0.793800	681.0
macro avg	0.791466	0.792840	0.790261	2077.0
micro avg	0.797184	0.797184	0.797184	2077.0
weighted avg	0.797145	0.797194	0.797184	2077.0

The result of Model Number:Dataset Number:Featuregroup Number:Rescale of 16 : 0 : 3 : 1

	f1-score	precision	recall	support
AFIB	0.835896	0.851231	0.821168	204.0

GSVT 0.846921 0.838374 0.855661 300.0
SB 0.867782 0.863265 0.872353 892.0
SR 0.855968 0.861332 0.850690 681.0
macro avg 0.851642 0.853550 0.849968 2077.0
micro avg 0.857812 0.857812 0.857812 2077.0
weighted avg 0.857764 0.857854 0.857812 2077.0
The result of Model Number:Dataset Number:Featuregroup Number:Rescale of 16 : 0 : 4 :
0

f1-score precision recall support
AFIB 0.828775 0.845694 0.812887 204.0
GSVT 0.858869 0.851408 0.866620 300.0
SB 0.875382 0.873820 0.876953 892.0
SR 0.867234 0.867752 0.866723 681.0
macro avg 0.857565 0.859668 0.855796 2077.0
micro avg 0.865814 0.865814 0.865814 2077.0
weighted avg 0.865748 0.865830 0.865814 2077.0
The result of Model Number:Dataset Number:Featuregroup Number:Rescale of 16 : 0 : 4 :
1

f1-score precision recall support
AFIB 0.650960 0.652770 0.649193 875.0
GSVT 0.665871 0.665686 0.666062 691.0
SB 0.709174 0.702508 0.715975 1553.0
SR 0.690383 0.700339 0.680714 907.0
macro avg 0.679097 0.680326 0.677986 4026.0
micro avg 0.684950 0.684950 0.684950 4026.0
weighted avg 0.684856 0.684890 0.684950 4026.0
The result of Model Number:Dataset Number:Featuregroup Number:Rescale of 16 : 0 : 5 :
0

f1-score precision recall support
AFIB 0.685307 0.695416 0.675562 204.0
GSVT 0.702130 0.699375 0.704931 300.0
SB 0.717724 0.716285 0.719172 892.0
SR 0.712633 0.712741 0.712533 681.0
macro avg 0.704449 0.705954 0.703050 2077.0
micro avg 0.710655 0.710655 0.710655 2077.0
weighted avg 0.710619 0.710631 0.710655 2077.0
The result of Model Number:Dataset Number:Featuregroup Number:Rescale of 16 : 0 : 5 :
1

f1-score precision recall support
AFIB 0.722624 0.705782 0.740406 875.0
GSVT 0.693693 0.701318 0.686279 691.0
SB 0.730001 0.682862 0.784148 1553.0
SR 0.584252 0.701574 0.500859 907.0
macro avg 0.682643 0.697884 0.677923 4026.0

micro avg 0.694023 0.694023 0.694023 4026.0
weighted avg 0.689331 0.695227 0.694023 4026.0
The result of Model Number:Dataset Number:Featuregroup Number:Rescale of 16 : 0 : 6 :
0

	f1-score	precision	recall	support
AFIB	0.807885	0.810833	0.805012	875.0
GSVT	0.821849	0.811147	0.832907	691.0
SB	0.866311	0.856770	0.876073	1553.0
SR	0.821015	0.843695	0.799567	907.0
macro avg	0.829265	0.830611	0.828390	4026.0
micro avg	0.835984	0.835984	0.835984	4026.0
weighted avg	0.835777	0.836010	0.835984	4026.0

The result of Model Number:Dataset Number:Featuregroup Number:Rescale of 16 : 0 : 6 :
1

	f1-score	precision	recall	support
AFIB	0.849293	0.850441	0.848309	875.0
GSVT	0.862520	0.862077	0.862996	691.0
SB	0.900813	0.897590	0.904063	1553.0
SR	0.879242	0.884170	0.874425	907.0
macro avg	0.872967	0.873570	0.872448	4026.0
micro avg	0.878220	0.878220	0.878220	4026.0
weighted avg	0.878184	0.878224	0.878220	4026.0

The result of Model Number:Dataset Number:Featuregroup Number:Rescale of 16 : 0 : 7 :
0

	f1-score	precision	recall	support
AFIB	0.890629	0.889196	0.892430	875.0
GSVT	0.911394	0.906643	0.916248	691.0
SB	0.952910	0.944837	0.961130	1553.0
SR	0.916534	0.936910	0.897334	907.0
macro avg	0.917867	0.919396	0.916785	4026.0
micro avg	0.924123	0.924123	0.924123	4026.0
weighted avg	0.924053	0.924403	0.924123	4026.0

The result of Model Number:Dataset Number:Featuregroup Number:Rescale of 16 : 0 : 7 :
1

	f1-score	precision	recall	support
AFIB	0.605632	0.590134	0.622022	875.0
GSVT	0.572509	0.604957	0.543498	691.0
SB	0.607060	0.558641	0.664684	1553.0
SR	0.484939	0.589021	0.412203	907.0
macro avg	0.567535	0.585688	0.560602	4026.0
micro avg	0.577732	0.577732	0.577732	4026.0
weighted avg	0.573307	0.580279	0.577732	4026.0

The result of Model Number:Dataset Number:Featuregroup Number:Rescale of 16 : 0 : 8 :
0

f1-score precision recall support

AFIB	0.776688	0.779859	0.773566	875.0
GSVT	0.723246	0.755166	0.694034	691.0
SB	0.776723	0.703611	0.866803	1553.0
SR	0.585909	0.729219	0.489873	907.0
macro avg	0.715642	0.741964	0.706069	4026.0
micro avg	0.731969	0.731969	0.731969	4026.0
weighted avg	0.724549	0.734800	0.731969	4026.0

The result of Model Number:Dataset Number:Featuregroup Number:Rescale of 16 : 0 : 8 : 1

f1-score precision recall support

AFIB	0.699980	0.703449	0.696620	875.0
GSVT	0.706950	0.707969	0.706041	691.0
SB	0.744160	0.740708	0.747653	1553.0
SR	0.730461	0.732291	0.728681	907.0
macro avg	0.720388	0.721104	0.719749	4026.0
micro avg	0.725146	0.725146	0.725146	4026.0
weighted avg	0.725086	0.725095	0.725146	4026.0

The result of Model Number:Dataset Number:Featuregroup Number:Rescale of 16 : 0 : 9 : 0

f1-score precision recall support

AFIB	0.700247	0.722692	0.679363	204.0
GSVT	0.721196	0.708788	0.734152	300.0
SB	0.733672	0.726419	0.741073	892.0
SR	0.714055	0.722990	0.705353	681.0
macro avg	0.717292	0.720222	0.714985	2077.0
micro avg	0.722300	0.722300	0.722300	2077.0
weighted avg	0.722155	0.722382	0.722300	2077.0

The result of Model Number:Dataset Number:Featuregroup Number:Rescale of 16 : 0 : 9 : 1

f1-score precision recall support

AFIB	0.867674	0.874264	0.861256	204.0
GSVT	0.885437	0.876789	0.894277	300.0
SB	0.906091	0.903775	0.908427	892.0
SR	0.896480	0.901544	0.891483	681.0
macro avg	0.888920	0.889093	0.888861	2077.0
micro avg	0.896195	0.896195	0.896195	2077.0
weighted avg	0.896183	0.896247	0.896195	2077.0

The result of Model Number:Dataset Number:Featuregroup Number:Rescale of 16 : 0 : 10 : 0

f1-score precision recall support

AFIB	0.764693	0.755674	0.773961	875.0
GSVT	0.779719	0.786501	0.773061	691.0
SB	0.830988	0.827808	0.834197	1553.0

SR 0.811381 0.821191 0.801812 907.0
macro avg 0.796695 0.797793 0.795758 4026.0
micro avg 0.803316 0.803316 0.803316 4026.0
weighted avg 0.803363 0.803550 0.803316 4026.0
The result of Model Number:Dataset Number:Featuregroup Number:Rescale of 16 : 0 :
10 : 1

f1-score precision recall support
AFIB 0.828772 0.830876 0.826709 875.0
GSVT 0.843397 0.834261 0.852770 691.0
SB 0.888894 0.878839 0.899196 1553.0
SR 0.848252 0.871475 0.826269 907.0
macro avg 0.852329 0.853863 0.851236 4026.0
micro avg 0.859044 0.859044 0.859044 4026.0
weighted avg 0.858862 0.859105 0.859044 4026.0
The result of Model Number:Dataset Number:Featuregroup Number:Rescale of 16 : 1 : 0 :
0

f1-score precision recall support
AFIB 0.765216 0.760398 0.861963 204.0
GSVT 0.932811 0.928013 0.937816 300.0
SB 0.959371 0.954807 0.963990 892.0
SR 0.752519 0.754998 0.750509 681.0
macro avg 0.852479 0.849554 0.878570 2077.0
micro avg 0.880193 0.880193 0.880193 2077.0
weighted avg 0.868643 0.866330 0.880193 2077.0
The result of Model Number:Dataset Number:Featuregroup Number:Rescale of 16 : 1 : 0 :
1

f1-score precision recall support
AFIB 0.747896 0.750470 0.745435 875.0
GSVT 0.762095 0.746890 0.778069 691.0
SB 0.806738 0.802376 0.811153 1553.0
SR 0.775535 0.793567 0.758351 907.0
macro avg 0.773066 0.773326 0.773252 4026.0
micro avg 0.779296 0.779296 0.779296 4026.0
weighted avg 0.779258 0.779587 0.779296 4026.0
The result of Model Number:Dataset Number:Featuregroup Number:Rescale of 16 : 1 : 1 :
0

f1-score precision recall support
AFIB 0.775519 0.763103 0.872616 204.0
GSVT 0.907928 0.897393 0.919045 300.0
SB 0.938329 0.934786 0.941905 892.0
SR 0.736230 0.740037 0.732587 681.0
macro avg 0.839502 0.833830 0.866538 2077.0
micro avg 0.863167 0.863167 0.863167 2077.0
weighted avg 0.851683 0.848669 0.863167 2077.0

The result of Model Number:Dataset Number:Featuregroup Number:Rescale of 16 : 1 : 1 : 1

	f1-score	precision	recall	support
AFIB	0.698534	0.710147	0.687455	204.0
GSVT	0.711928	0.706870	0.717112	300.0
SB	0.728441	0.724347	0.732598	892.0
SR	0.719161	0.723561	0.714837	681.0
macro avg	0.714516	0.716231	0.713001	2077.0
micro avg	0.720104	0.720104	0.720104	2077.0
weighted avg	0.720076	0.720170	0.720104	2077.0

The result of Model Number:Dataset Number:Featuregroup Number:Rescale of 16 : 1 : 2 : 0

	f1-score	precision	recall	support
AFIB	0.790629	0.768700	0.816334	875.0
GSVT	0.800950	0.834687	0.774763	691.0
SB	0.879872	0.879427	0.880328	1553.0
SR	0.857798	0.863166	0.852502	907.0
macro avg	0.832312	0.836495	0.830982	4026.0
micro avg	0.842032	0.842032	0.842032	4026.0
weighted avg	0.841957	0.844020	0.842032	4026.0

The result of Model Number:Dataset Number:Featuregroup Number:Rescale of 16 : 1 : 2 : 1

	f1-score	precision	recall	support
AFIB	0.870306	0.861552	0.879264	875.0
GSVT	0.878094	0.885912	0.870477	691.0
SB	0.928985	0.926134	0.931855	1553.0
SR	0.910995	0.918969	0.903162	907.0
macro avg	0.897095	0.898142	0.896189	4026.0
micro avg	0.903426	0.903426	0.903426	4026.0
weighted avg	0.903444	0.903580	0.903426	4026.0

The result of Model Number:Dataset Number:Featuregroup Number:Rescale of 16 : 1 : 3 : 0

	f1-score	precision	recall	support
AFIB	0.914115	0.923019	0.905604	204.0
GSVT	0.935254	0.930960	0.939620	300.0
SB	0.948178	0.944916	0.951470	892.0
SR	0.940171	0.943819	0.936596	681.0
macro avg	0.934430	0.935678	0.933323	2077.0
micro avg	0.940377	0.940377	0.940377	2077.0
weighted avg	0.940341	0.940390	0.940377	2077.0

The result of Model Number:Dataset Number:Featuregroup Number:Rescale of 16 : 1 : 3 : 1

	f1-score	precision	recall	support
AFIB	0.739758	0.819664	0.674184	204.0

GSVT 0.857538 0.843591 0.872089 300.0
SB 0.914511 0.910348 0.918714 892.0
SR 0.892415 0.881058 0.904080 681.0
macro avg 0.851056 0.863665 0.842267 2077.0
micro avg 0.883164 0.883164 0.883164 2077.0
weighted avg 0.881873 0.882195 0.883164 2077.0
The result of Model Number:Dataset Number:Featuregroup Number:Rescale of 16 : 1 : 4 :
0

f1-score precision recall support
AFIB 0.888444 0.903870 0.873649 204.0
GSVT 0.905952 0.903271 0.908667 300.0
SB 0.916635 0.913373 0.919923 892.0
SR 0.909182 0.910131 0.908255 681.0
macro avg 0.905053 0.907661 0.902623 2077.0
micro avg 0.909926 0.909926 0.909926 2077.0
weighted avg 0.909879 0.909918 0.909926 2077.0
The result of Model Number:Dataset Number:Featuregroup Number:Rescale of 16 : 1 : 4 :
1

f1-score precision recall support
AFIB 0.603027 0.585653 0.661637 875.0
GSVT 0.664617 0.662494 0.666839 691.0
SB 0.561034 0.552766 0.569599 1553.0
SR 0.671771 0.684883 0.659236 907.0
macro avg 0.625112 0.621449 0.639328 4026.0
micro avg 0.626486 0.626486 0.626486 4026.0
weighted avg 0.612887 0.608511 0.626486 4026.0
The result of Model Number:Dataset Number:Featuregroup Number:Rescale of 16 : 1 : 5 :
0

f1-score precision recall support
AFIB 0.742258 0.760741 0.724687 875.0
GSVT 0.784249 0.787578 0.780980 691.0
SB 0.850660 0.847405 0.853945 1553.0
SR 0.809165 0.794086 0.824870 907.0
macro avg 0.796583 0.797453 0.796120 4026.0
micro avg 0.806779 0.806779 0.806779 4026.0
weighted avg 0.806353 0.806289 0.806779 4026.0
The result of Model Number:Dataset Number:Featuregroup Number:Rescale of 16 : 1 : 5 :
1

f1-score precision recall support
AFIB 0.631390 0.616675 0.646927 875.0
GSVT 0.606112 0.612775 0.599634 691.0
SB 0.637836 0.596648 0.685146 1553.0
SR 0.510488 0.612998 0.437624 907.0
macro avg 0.596457 0.609774 0.592333 4026.0

micro avg 0.606400 0.606400 0.606400 4026.0
weighted avg 0.602301 0.607452 0.606400 4026.0
The result of Model Number:Dataset Number:Featuregroup Number:Rescale of 16 : 1 : 6 :
0

	f1-score	precision	recall	support
AFIB	0.822047	0.814128	0.830249	875.0
GSVT	0.843585	0.845998	0.841273	691.0
SB	0.896876	0.894813	0.898954	1553.0
SR	0.871647	0.881903	0.861645	907.0
macro avg	0.858539	0.859211	0.858030	4026.0
micro avg	0.865717	0.865717	0.865717	4026.0
weighted avg	0.865782	0.865990	0.865717	4026.0

The result of Model Number:Dataset Number:Featuregroup Number:Rescale of 16 : 1 : 6 :
1

	f1-score	precision	recall	support
AFIB	0.880184	0.885015	0.875462	875.0
GSVT	0.881415	0.870271	0.892986	691.0
SB	0.926960	0.923241	0.930718	1553.0
SR	0.907061	0.918073	0.896368	907.0
macro avg	0.898905	0.899150	0.898883	4026.0
micro avg	0.904494	0.904494	0.904494	4026.0
weighted avg	0.904494	0.904677	0.904494	4026.0

The result of Model Number:Dataset Number:Featuregroup Number:Rescale of 16 : 1 : 7 :
0

	f1-score	precision	recall	support
AFIB	0.859586	0.860197	0.858993	875.0
GSVT	0.871169	0.872887	0.869533	691.0
SB	0.925328	0.922253	0.928426	1553.0
SR	0.903585	0.906944	0.900281	907.0
macro avg	0.889917	0.890570	0.889308	4026.0
micro avg	0.896887	0.896887	0.896887	4026.0
weighted avg	0.896846	0.896844	0.896887	4026.0

The result of Model Number:Dataset Number:Featuregroup Number:Rescale of 16 : 1 : 7 :
1

	f1-score	precision	recall	support
AFIB	0.901755	0.948342	0.859799	204.0
GSVT	0.945567	0.936325	0.955015	300.0
SB	0.962240	0.954499	0.970113	892.0
SR	0.950354	0.951511	0.949239	681.0
macro avg	0.939979	0.947669	0.933541	2077.0
micro avg	0.950253	0.950253	0.950253	2077.0
weighted avg	0.949994	0.950289	0.950253	2077.0

The result of Model Number:Dataset Number:Featuregroup Number:Rescale of 16 : 1 : 8 :
0

f1-score precision recall support
AFIB 0.827200 0.839741 0.815048 204.0
GSVT 0.840501 0.833415 0.847752 300.0
SB 0.859144 0.856373 0.861936 892.0
SR 0.849922 0.853079 0.846811 681.0
macro avg 0.844191 0.845652 0.842887 2077.0
micro avg 0.850323 0.850323 0.850323 2077.0
weighted avg 0.850290 0.850343 0.850323 2077.0
The result of Model Number:Dataset Number:Featuregroup Number:Rescale of 16 : 1 : 8 :
1

f1-score precision recall support
AFIB 0.869911 0.902026 0.840084 204.0
GSVT 0.888504 0.879385 0.897952 300.0
SB 0.912839 0.908582 0.917137 892.0
SR 0.898606 0.899169 0.898073 681.0
macro avg 0.892465 0.897291 0.888311 2077.0
micro avg 0.900547 0.900547 0.900547 2077.0
weighted avg 0.900441 0.900635 0.900547 2077.0
The result of Model Number:Dataset Number:Featuregroup Number:Rescale of 16 : 1 : 9 :
0

f1-score precision recall support
AFIB 0.817032 0.807395 0.826943 875.0
GSVT 0.830872 0.836130 0.825711 691.0
SB 0.885870 0.884679 0.887068 1553.0
SR 0.864107 0.872293 0.856102 907.0
macro avg 0.849470 0.850124 0.848956 4026.0
micro avg 0.856493 0.856493 0.856493 4026.0
weighted avg 0.856567 0.856759 0.856493 4026.0
The result of Model Number:Dataset Number:Featuregroup Number:Rescale of 16 : 1 : 9 :
1

f1-score precision recall support
AFIB 0.801020 0.807701 0.794725 204.0
GSVT 0.822181 0.818395 0.826019 300.0
SB 0.834580 0.831615 0.837571 892.0
SR 0.826872 0.830575 0.823244 681.0
macro avg 0.821163 0.822072 0.820390 2077.0
micro avg 0.826997 0.826997 0.826997 2077.0
weighted avg 0.826966 0.827016 0.826997 2077.0
The result of Model Number:Dataset Number:Featuregroup Number:Rescale of 16 : 1 :
10 : 0

f1-score precision recall support
AFIB 0.926387 0.943412 0.910080 204.0
GSVT 0.941948 0.935779 0.948224 300.0
SB 0.958060 0.953383 0.962786 892.0

SR 0.948158 0.952100 0.944262 681.0
macro avg 0.943638 0.946168 0.941338 2077.0
micro avg 0.949432 0.949432 0.949432 2077.0
weighted avg 0.949375 0.949440 0.949432 2077.0
The result of Model Number:Dataset Number:Featuregroup Number:Rescale of 16 : 1 :

10 : 1

f1-score precision recall support

AFIB 0.669701 0.659433 0.680406 875.0
GSVT 0.692793 0.699584 0.686270 691.0
SB 0.737317 0.735595 0.739071 1553.0
SR 0.718899 0.728014 0.710024 907.0
macro avg 0.704678 0.705656 0.703943 4026.0
micro avg 0.710715 0.710715 0.710715 4026.0
weighted avg 0.710830 0.711153 0.710715 4026.0

The result of Model Number:Dataset Number:Featuregroup Number:Rescale of 17 : 0 : 0 :
0

f1-score precision recall support

AFIB 0.847261 0.857168 0.837738 204.0
GSVT 0.764233 0.735056 0.871979 300.0
SB 0.709052 0.707381 0.710738 892.0
SR 0.880404 0.882096 0.878725 681.0
macro avg 0.800238 0.795425 0.824795 2077.0
micro avg 0.801580 0.801580 0.801580 2077.0
weighted avg 0.786779 0.783375 0.801580 2077.0

The result of Model Number:Dataset Number:Featuregroup Number:Rescale of 17 : 0 : 0 :
1

f1-score precision recall support

AFIB 0.672709 0.661939 0.756934 204.0
GSVT 0.787565 0.778426 0.797208 300.0
SB 0.813935 0.810862 0.817038 892.0
SR 0.638628 0.641930 0.635469 681.0
macro avg 0.728210 0.723290 0.751662 2077.0
micro avg 0.748738 0.748738 0.748738 2077.0
weighted avg 0.738776 0.736161 0.748738 2077.0

The result of Model Number:Dataset Number:Featuregroup Number:Rescale of 17 : 0 : 1 :
0

f1-score precision recall support

AFIB 0.694686 0.709258 0.680720 204.0
GSVT 0.710802 0.706596 0.715065 300.0
SB 0.728130 0.726425 0.729844 892.0
SR 0.721980 0.721772 0.722194 681.0
macro avg 0.713899 0.716013 0.711956 2077.0
micro avg 0.720376 0.720376 0.720376 2077.0
weighted avg 0.720326 0.720349 0.720376 2077.0

The result of Model Number:Dataset Number:Featuregroup Number:Rescale of 17 : 0 : 1 : 1

	f1-score	precision	recall	support
AFIB	0.897802	0.946641	0.853985	204.0
GSVT	0.942527	0.928272	0.957264	300.0
SB	0.964925	0.958648	0.971299	892.0
SR	0.953020	0.953879	0.952185	681.0
macro avg	0.939568	0.946860	0.933683	2077.0
micro avg	0.951482	0.951482	0.951482	2077.0
weighted avg	0.951194	0.951517	0.951482	2077.0

The result of Model Number:Dataset Number:Featuregroup Number:Rescale of 17 : 0 : 2 : 0

	f1-score	precision	recall	support
AFIB	0.673067	0.687696	0.659232	204.0
GSVT	0.700851	0.696717	0.705054	300.0
SB	0.715908	0.714320	0.717511	892.0
SR	0.708731	0.708331	0.709149	681.0
macro avg	0.699639	0.701766	0.697737	2077.0
micro avg	0.707246	0.707246	0.707246	2077.0
weighted avg	0.707173	0.707199	0.707246	2077.0

The result of Model Number:Dataset Number:Featuregroup Number:Rescale of 17 : 0 : 2 : 1

	f1-score	precision	recall	support
AFIB	0.808673	0.803071	0.814517	875.0
GSVT	0.821149	0.824481	0.817976	691.0
SB	0.890948	0.881684	0.900413	1553.0
SR	0.845963	0.865648	0.827231	907.0
macro avg	0.841683	0.843721	0.840034	4026.0
micro avg	0.851109	0.851109	0.851109	4026.0
weighted avg	0.850952	0.851167	0.851109	4026.0

The result of Model Number:Dataset Number:Featuregroup Number:Rescale of 17 : 0 : 3 : 0

	f1-score	precision	recall	support
AFIB	0.771467	0.787649	0.755957	204.0
GSVT	0.789363	0.784693	0.794098	300.0
SB	0.808607	0.806713	0.810511	892.0
SR	0.801777	0.801547	0.802015	681.0
macro avg	0.792804	0.795150	0.790645	2077.0
micro avg	0.799996	0.799996	0.799996	2077.0
weighted avg	0.799940	0.799966	0.799996	2077.0

The result of Model Number:Dataset Number:Featuregroup Number:Rescale of 17 : 0 : 3 : 1

	f1-score	precision	recall	support
AFIB	0.857298	0.889191	0.827999	204.0

GSVT 0.795541 0.832457 0.761833 300.0
SB 0.833360 0.783096 0.890535 892.0
SR 0.731851 0.782700 0.687292 681.0
macro avg 0.804513 0.821861 0.791915 2077.0
micro avg 0.799164 0.799164 0.799164 2077.0
weighted avg 0.796966 0.800516 0.799164 2077.0
The result of Model Number:Dataset Number:Featuregroup Number:Rescale of 17 : 0 : 4 :
0

f1-score precision recall support
AFIB 0.799550 0.815043 0.784994 204.0
GSVT 0.830555 0.823610 0.837770 300.0
SB 0.846052 0.844354 0.847759 892.0
SR 0.837985 0.838853 0.837122 681.0
macro avg 0.828535 0.830465 0.826911 2077.0
micro avg 0.836664 0.836664 0.836664 2077.0
weighted avg 0.836601 0.836675 0.836664 2077.0
The result of Model Number:Dataset Number:Featuregroup Number:Rescale of 17 : 0 : 4 :
1

f1-score precision recall support
AFIB 0.569506 0.626964 0.522029 204.0
GSVT 0.671614 0.662344 0.681255 300.0
SB 0.713124 0.710745 0.715523 892.0
SR 0.694862 0.685249 0.704758 681.0
macro avg 0.662277 0.671326 0.655891 2077.0
micro avg 0.688039 0.688039 0.688039 2077.0
weighted avg 0.687035 0.687166 0.688039 2077.0
The result of Model Number:Dataset Number:Featuregroup Number:Rescale of 17 : 0 : 5 :
0

f1-score precision recall support
AFIB 0.870248 0.858160 0.882765 875.0
GSVT 0.901346 0.913371 0.889752 691.0
SB 0.957522 0.955561 0.959496 1553.0
SR 0.932601 0.939807 0.925506 907.0
macro avg 0.915429 0.916725 0.914380 4026.0
micro avg 0.923191 0.923191 0.923191 4026.0
weighted avg 0.923298 0.923602 0.923191 4026.0
The result of Model Number:Dataset Number:Featuregroup Number:Rescale of 17 : 0 : 5 :
1

f1-score precision recall support
AFIB 0.677827 0.675632 0.680057 875.0
GSVT 0.685687 0.687817 0.683637 691.0
SB 0.723511 0.721936 0.725095 1553.0
SR 0.710169 0.713519 0.706876 907.0
macro avg 0.699298 0.699726 0.698916 4026.0

micro avg 0.704087 0.704087 0.704087 4026.0
weighted avg 0.704084 0.704120 0.704087 4026.0
The result of Model Number:Dataset Number:Featuregroup Number:Rescale of 17 : 0 : 6 :
0

	f1-score	precision	recall	support
AFIB	0.796361	0.789318	0.803564	875.0
GSVT	0.724030	0.701168	0.805498	691.0
SB	0.652752	0.626732	0.693443	1553.0
SR	0.672756	0.679717	0.665980	907.0
macro avg	0.711475	0.699234	0.742121	4026.0
micro avg	0.730422	0.730422	0.730422	4026.0
weighted avg	0.700704	0.686781	0.730422	4026.0

The result of Model Number:Dataset Number:Featuregroup Number:Rescale of 17 : 0 : 6 :
1

	f1-score	precision	recall	support
AFIB	0.913761	0.926118	0.902113	204.0
GSVT	0.948469	0.946930	0.950047	300.0
SB	0.969066	0.967776	0.970370	892.0
SR	0.959161	0.957933	0.960427	681.0
macro avg	0.947615	0.949689	0.945739	2077.0
micro avg	0.957470	0.957470	0.957470	2077.0
weighted avg	0.957412	0.957446	0.957470	2077.0

The result of Model Number:Dataset Number:Featuregroup Number:Rescale of 17 : 0 : 7 :
0

	f1-score	precision	recall	support
AFIB	0.878119	0.884035	0.872411	875.0
GSVT	0.893790	0.881376	0.906723	691.0
SB	0.952431	0.945909	0.959051	1553.0
SR	0.913834	0.929619	0.898626	907.0
macro avg	0.909543	0.910235	0.909203	4026.0
micro avg	0.917627	0.917627	0.917627	4026.0
weighted avg	0.917520	0.917715	0.917627	4026.0

The result of Model Number:Dataset Number:Featuregroup Number:Rescale of 17 : 0 : 7 :
1

	f1-score	precision	recall	support
AFIB	0.626473	0.611872	0.641889	875.0
GSVT	0.601392	0.608002	0.594964	691.0
SB	0.632869	0.592002	0.679811	1553.0
SR	0.506513	0.608224	0.434216	907.0
macro avg	0.591811	0.605025	0.587720	4026.0
micro avg	0.601677	0.601677	0.601677	4026.0
weighted avg	0.597610	0.602721	0.601677	4026.0

The result of Model Number:Dataset Number:Featuregroup Number:Rescale of 17 : 0 : 8 :
0

f1-score precision recall support
AFIB 0.756039 0.762802 0.749488 875.0
GSVT 0.770478 0.755828 0.785856 691.0
SB 0.817798 0.810714 0.825011 1553.0
SR 0.784209 0.802240 0.767006 907.0
macro avg 0.782131 0.782896 0.781840 4026.0
micro avg 0.788809 0.788809 0.788809 4026.0
weighted avg 0.788687 0.788971 0.788809 4026.0
The result of Model Number:Dataset Number:Featuregroup Number:Rescale of 17 : 0 : 8 :
1

f1-score precision recall support
AFIB 0.871973 0.880498 0.863817 875.0
GSVT 0.865313 0.858748 0.872264 691.0
SB 0.915600 0.906179 0.925299 1553.0
SR 0.886537 0.900795 0.872974 907.0
macro avg 0.884856 0.886555 0.883588 4026.0
micro avg 0.891046 0.891046 0.891046 4026.0
weighted avg 0.890940 0.891244 0.891046 4026.0
The result of Model Number:Dataset Number:Featuregroup Number:Rescale of 17 : 0 : 9 :
0

f1-score precision recall support
AFIB 0.679370 0.675567 0.683249 875.0
GSVT 0.684902 0.688943 0.680951 691.0
SB 0.721488 0.719230 0.723763 1553.0
SR 0.707205 0.711883 0.702604 907.0
macro avg 0.698241 0.698906 0.697642 4026.0
micro avg 0.702843 0.702843 0.702843 4026.0
weighted avg 0.702837 0.702887 0.702843 4026.0
The result of Model Number:Dataset Number:Featuregroup Number:Rescale of 17 : 0 : 9 :
1

f1-score precision recall support
AFIB 0.705074 0.695631 0.714821 875.0
GSVT 0.720838 0.726464 0.715311 691.0
SB 0.765329 0.762935 0.767743 1553.0
SR 0.746821 0.756722 0.737190 907.0
macro avg 0.734516 0.735438 0.733766 4026.0
micro avg 0.740359 0.740359 0.740359 4026.0
weighted avg 0.740428 0.740648 0.740359 4026.0
The result of Model Number:Dataset Number:Featuregroup Number:Rescale of 17 : 0 :
10 : 0

f1-score precision recall support
AFIB 0.643052 0.658196 0.628645 875.0
GSVT 0.677872 0.679584 0.676214 691.0
SB 0.737199 0.734142 0.740283 1553.0

SR 0.701449 0.690402 0.712889 907.0
macro avg 0.689893 0.690581 0.689508 4026.0
micro avg 0.698852 0.698852 0.698852 4026.0
weighted avg 0.698501 0.698418 0.698852 4026.0
The result of Model Number:Dataset Number:Featuregroup Number:Rescale of 17 : 0 :
10 : 1

f1-score precision recall support
AFIB 0.706606 0.719575 0.694438 204.0
GSVT 0.733430 0.727533 0.739558 300.0
SB 0.747036 0.745702 0.748376 892.0
SR 0.739639 0.740297 0.738986 681.0
macro avg 0.731678 0.733277 0.730339 2077.0
micro avg 0.738726 0.738726 0.738726 2077.0
weighted avg 0.738675 0.738740 0.738726 2077.0
The result of Model Number:Dataset Number:Featuregroup Number:Rescale of 17 : 1 : 0 :
0

f1-score precision recall support
AFIB 0.596221 0.591727 0.676703 204.0
GSVT 0.722801 0.718521 0.727139 300.0
SB 0.591150 0.589917 0.592393 892.0
SR 0.731115 0.729944 0.732297 681.0
macro avg 0.660322 0.657527 0.682133 2077.0
micro avg 0.666008 0.666008 0.666008 2077.0
weighted avg 0.656555 0.654582 0.666008 2077.0
The result of Model Number:Dataset Number:Featuregroup Number:Rescale of 17 : 1 : 0 :
1

f1-score precision recall support
AFIB 0.857781 0.846749 0.869165 875.0
GSVT 0.875242 0.882488 0.868150 691.0
SB 0.935810 0.931645 0.940023 1553.0
SR 0.909179 0.922626 0.896140 907.0
macro avg 0.894503 0.895877 0.893370 4026.0
micro avg 0.902401 0.902401 0.902401 4026.0
weighted avg 0.902456 0.902725 0.902401 4026.0
The result of Model Number:Dataset Number:Featuregroup Number:Rescale of 17 : 1 : 1 :
0

f1-score precision recall support
AFIB 0.710557 0.699858 0.727504 875.0
GSVT 0.678453 0.676479 0.684241 691.0
SB 0.724501 0.675119 0.787702 1553.0
SR 0.536683 0.717386 0.444706 907.0
macro avg 0.662548 0.692210 0.661038 4026.0
micro avg 0.679589 0.679589 0.679589 4026.0
weighted avg 0.671254 0.690251 0.679589 4026.0

The result of Model Number:Dataset Number:Featuregroup Number:Rescale of 17 : 1 : 1 : 1

	f1-score	precision	recall	support
AFIB	0.670451	0.674275	0.666782	204.0
GSVT	0.684246	0.679311	0.689261	300.0
SB	0.698065	0.695516	0.700646	892.0
SR	0.690641	0.695176	0.686183	681.0
macro avg	0.685851	0.686069	0.685718	2077.0
micro avg	0.690933	0.690933	0.690933	2077.0
weighted avg	0.690923	0.690977	0.690933	2077.0

The result of Model Number:Dataset Number:Featuregroup Number:Rescale of 17 : 1 : 2 : 0

	f1-score	precision	recall	support
AFIB	0.905455	0.919338	0.892134	204.0
GSVT	0.926925	0.919060	0.934964	300.0
SB	0.943049	0.940005	0.946115	892.0
SR	0.933358	0.936823	0.929931	681.0
macro avg	0.927197	0.928807	0.925786	2077.0
micro avg	0.933896	0.933896	0.933896	2077.0
weighted avg	0.933850	0.933907	0.933896	2077.0

The result of Model Number:Dataset Number:Featuregroup Number:Rescale of 17 : 1 : 2 : 1

	f1-score	precision	recall	support
AFIB	0.882112	0.891515	0.873050	204.0
GSVT	0.898335	0.893407	0.903417	300.0
SB	0.919071	0.917539	0.920614	892.0
SR	0.911410	0.912895	0.909942	681.0
macro avg	0.902732	0.903839	0.901756	2077.0
micro avg	0.909959	0.909959	0.909959	2077.0
weighted avg	0.909934	0.909975	0.909959	2077.0

The result of Model Number:Dataset Number:Featuregroup Number:Rescale of 17 : 1 : 3 : 0

	f1-score	precision	recall	support
AFIB	0.747296	0.750710	0.743955	875.0
GSVT	0.759755	0.753329	0.766346	691.0
SB	0.803076	0.794875	0.811452	1553.0
SR	0.761629	0.777685	0.746263	907.0
macro avg	0.767939	0.769150	0.767004	4026.0
micro avg	0.774355	0.774355	0.774355	4026.0
weighted avg	0.774180	0.774273	0.774355	4026.0

The result of Model Number:Dataset Number:Featuregroup Number:Rescale of 17 : 1 : 3 : 1

	f1-score	precision	recall	support
AFIB	0.735688	0.735453	0.735962	875.0

GSVT 0.746652 0.737055 0.756591 691.0
SB 0.789764 0.788046 0.791493 1553.0
SR 0.767913 0.779169 0.756989 907.0
macro avg 0.760004 0.759931 0.760259 4026.0
micro avg 0.765660 0.765660 0.765660 4026.0
weighted avg 0.765689 0.765864 0.765660 4026.0
The result of Model Number:Dataset Number:Featuregroup Number:Rescale of 17 : 1 : 4 :
0

f1-score precision recall support
AFIB 0.941078 0.938470 0.943771 875.0
GSVT 0.948526 0.953050 0.944139 691.0
SB 0.992940 0.989767 0.996137 1553.0
SR 0.977065 0.981785 0.972437 907.0
macro avg 0.964902 0.965768 0.964121 4026.0
micro avg 0.970492 0.970492 0.970492 4026.0
weighted avg 0.970469 0.970518 0.970492 4026.0
The result of Model Number:Dataset Number:Featuregroup Number:Rescale of 17 : 1 : 4 :
1

f1-score precision recall support
AFIB 0.816958 0.903341 0.746078 204.0
GSVT 0.940017 0.929138 0.951333 300.0
SB 0.993860 0.989773 0.997982 892.0
SR 0.972516 0.958111 0.987372 681.0
macro avg 0.930838 0.945091 0.920691 2077.0
micro avg 0.963024 0.963024 0.963024 2077.0
weighted avg 0.961710 0.962145 0.963024 2077.0
The result of Model Number:Dataset Number:Featuregroup Number:Rescale of 17 : 1 : 5 :
0

f1-score precision recall support
AFIB 0.703924 0.697630 0.710363 875.0
GSVT 0.715226 0.718056 0.712444 691.0
SB 0.762584 0.761169 0.764007 1553.0
SR 0.743260 0.750131 0.736541 907.0
macro avg 0.731248 0.731746 0.730839 4026.0
micro avg 0.737311 0.737311 0.737311 4026.0
weighted avg 0.737353 0.737473 0.737311 4026.0
The result of Model Number:Dataset Number:Featuregroup Number:Rescale of 17 : 1 : 5 :
1

f1-score precision recall support
AFIB 0.697635 0.704073 0.691351 875.0
GSVT 0.713925 0.711998 0.715888 691.0
SB 0.760340 0.753193 0.767632 1553.0
SR 0.739333 0.746751 0.732075 907.0
macro avg 0.727808 0.729004 0.726736 4026.0

micro avg 0.734162 0.734162 0.734162 4026.0
weighted avg 0.734013 0.733996 0.734162 4026.0
The result of Model Number:Dataset Number:Featuregroup Number:Rescale of 17 : 1 : 6 :
0

	f1-score	precision	recall	support
AFIB	0.820548	0.832476	0.809329	204.0
GSVT	0.838645	0.827299	0.850374	300.0
SB	0.851267	0.842395	0.860333	892.0
SR	0.834395	0.848202	0.821044	681.0
macro avg	0.836214	0.837593	0.835270	2077.0
micro avg	0.841003	0.841003	0.841003	2077.0
weighted avg	0.840895	0.841144	0.841003	2077.0

The result of Model Number:Dataset Number:Featuregroup Number:Rescale of 17 : 1 : 6 :
1

	f1-score	precision	recall	support
AFIB	0.905981	0.937664	0.876787	204.0
GSVT	0.944242	0.938486	0.950198	300.0
SB	0.963631	0.959672	0.967627	892.0
SR	0.954723	0.953331	0.956125	681.0
macro avg	0.942144	0.947288	0.937684	2077.0
micro avg	0.952416	0.952416	0.952416	2077.0
weighted avg	0.952247	0.952371	0.952416	2077.0

The result of Model Number:Dataset Number:Featuregroup Number:Rescale of 17 : 1 : 7 :
0

	f1-score	precision	recall	support
AFIB	0.693349	0.699670	0.687232	204.0
GSVT	0.711443	0.709114	0.713810	300.0
SB	0.724449	0.723966	0.724935	892.0
SR	0.718078	0.717871	0.718294	681.0
macro avg	0.711830	0.712655	0.711068	2077.0
micro avg	0.717448	0.717448	0.717448	2077.0
weighted avg	0.717427	0.717436	0.717448	2077.0

The result of Model Number:Dataset Number:Featuregroup Number:Rescale of 17 : 1 : 7 :
1

	f1-score	precision	recall	support
AFIB	0.663974	0.679143	0.649637	204.0
GSVT	0.694138	0.689817	0.698531	300.0
SB	0.709129	0.706930	0.711352	892.0
SR	0.701008	0.701332	0.700703	681.0
macro avg	0.692062	0.694306	0.690056	2077.0
micro avg	0.699947	0.699947	0.699947	2077.0
weighted avg	0.699866	0.699894	0.699947	2077.0

The result of Model Number:Dataset Number:Featuregroup Number:Rescale of 17 : 1 : 8 :
0

f1-score precision recall support
AFIB 0.766741 0.803912 0.732941 204.0
GSVT 0.798674 0.788238 0.809552 300.0
SB 0.820185 0.813948 0.826530 892.0
SR 0.797348 0.799731 0.795015 681.0
macro avg 0.795737 0.801457 0.791010 2077.0
micro avg 0.804553 0.804553 0.804553 2077.0
weighted avg 0.804341 0.804587 0.804553 2077.0
The result of Model Number:Dataset Number:Featuregroup Number:Rescale of 17 : 1 : 8 :
1

f1-score precision recall support
AFIB 0.868830 0.936547 0.810648 204.0
GSVT 0.895325 0.910481 0.880703 300.0
SB 0.948876 0.940143 0.957802 892.0
SR 0.911109 0.897897 0.924758 681.0
macro avg 0.906035 0.921267 0.893478 2077.0
micro avg 0.921378 0.921378 0.921378 2077.0
weighted avg 0.920896 0.921654 0.921378 2077.0
The result of Model Number:Dataset Number:Featuregroup Number:Rescale of 17 : 1 : 9 :
0

f1-score precision recall support
AFIB 0.810155 0.865069 0.762336 204.0
GSVT 0.763358 0.786007 0.742265 300.0
SB 0.797900 0.759597 0.840725 892.0
SR 0.707989 0.740132 0.679293 681.0
macro avg 0.769850 0.787701 0.756155 2077.0
micro avg 0.765875 0.765875 0.765875 2077.0
weighted avg 0.764635 0.767389 0.765875 2077.0
The result of Model Number:Dataset Number:Featuregroup Number:Rescale of 17 : 1 : 9 :
1

f1-score precision recall support
AFIB 0.787134 0.793113 0.781313 204.0
GSVT 0.803249 0.795404 0.811268 300.0
SB 0.821986 0.819885 0.824105 892.0
SR 0.813267 0.817861 0.808734 681.0
macro avg 0.806409 0.806566 0.806355 2077.0
micro avg 0.813008 0.813008 0.813008 2077.0
weighted avg 0.812998 0.813056 0.813008 2077.0
The result of Model Number:Dataset Number:Featuregroup Number:Rescale of 17 : 1 :
10 : 0

f1-score precision recall support
AFIB 0.793031 0.784269 0.802007 875.0
GSVT 0.807319 0.812290 0.802423 691.0
SB 0.859237 0.857807 0.860676 1553.0

SR 0.838315 0.846154 0.830641 907.0
macro avg 0.824476 0.825130 0.823937 4026.0
micro avg 0.831160 0.831160 0.831160 4026.0
weighted avg 0.831224 0.831387 0.831160 4026.0
The result of Model Number:Dataset Number:Featuregroup Number:Rescale of 17 : 1 :
10 : 1

f1-score precision recall support
AFIB 0.872138 0.890431 0.854604 204.0
GSVT 0.892370 0.887090 0.897722 300.0
SB 0.914125 0.911984 0.916277 892.0
SR 0.906404 0.906143 0.906673 681.0
macro avg 0.896259 0.898912 0.893819 2077.0
micro avg 0.904390 0.904390 0.904390 2077.0
weighted avg 0.904327 0.904356 0.904390 2077.0

The result of Model Number:Dataset Number:Featuregroup Number:Rescale of 18 : 0 : 0 :
0

f1-score precision recall support
AFIB 0.663369 0.662628 0.664132 875.0
GSVT 0.675504 0.667055 0.684189 691.0
SB 0.709613 0.703908 0.715416 1553.0
SR 0.677953 0.695741 0.661063 907.0
macro avg 0.681610 0.682333 0.681200 4026.0
micro avg 0.686666 0.686666 0.686666 4026.0
weighted avg 0.686576 0.686771 0.686666 4026.0

The result of Model Number:Dataset Number:Featuregroup Number:Rescale of 18 : 0 : 0 :
1

f1-score precision recall support
AFIB 0.702692 0.722467 0.684114 204.0
GSVT 0.720858 0.715799 0.726126 300.0
SB 0.740682 0.737718 0.743671 892.0
SR 0.730837 0.731294 0.730402 681.0
macro avg 0.723767 0.726819 0.721078 2077.0
micro avg 0.730937 0.730937 0.730937 2077.0
weighted avg 0.730859 0.730948 0.730937 2077.0

The result of Model Number:Dataset Number:Featuregroup Number:Rescale of 18 : 0 : 1 :
0

f1-score precision recall support
AFIB 0.897082 0.913590 0.881617 204.0
GSVT 0.930180 0.922389 0.938264 300.0
SB 0.947646 0.946058 0.949239 892.0
SR 0.939279 0.940113 0.938451 681.0
macro avg 0.928547 0.930538 0.926893 2077.0
micro avg 0.937475 0.937475 0.937475 2077.0
weighted avg 0.937414 0.937501 0.937475 2077.0

The result of Model Number:Dataset Number:Featuregroup Number:Rescale of 18 : 0 : 1 : 1

	f1-score	precision	recall	support
AFIB	0.796312	0.797942	0.794775	204.0
GSVT	0.813827	0.810663	0.817072	300.0
SB	0.831893	0.830783	0.833011	892.0
SR	0.825783	0.828224	0.823359	681.0
macro avg	0.816954	0.816903	0.817054	2077.0
micro avg	0.823788	0.823788	0.823788	2077.0
weighted avg	0.823785	0.823812	0.823788	2077.0

The result of Model Number:Dataset Number:Featuregroup Number:Rescale of 18 : 0 : 2 : 0

	f1-score	precision	recall	support
AFIB	0.694773	0.711276	0.679081	204.0
GSVT	0.717594	0.710866	0.724526	300.0
SB	0.733005	0.732185	0.733827	892.0
SR	0.725930	0.725200	0.726673	681.0
macro avg	0.717825	0.719882	0.716027	2077.0
micro avg	0.724761	0.724761	0.724761	2077.0
weighted avg	0.724704	0.724762	0.724761	2077.0

The result of Model Number:Dataset Number:Featuregroup Number:Rescale of 18 : 0 : 2 : 1

	f1-score	precision	recall	support
AFIB	0.748354	0.757543	0.739502	204.0
GSVT	0.763427	0.760167	0.766734	300.0
SB	0.772669	0.770349	0.775006	892.0
SR	0.766165	0.767989	0.764375	681.0
macro avg	0.762654	0.764012	0.761404	2077.0
micro avg	0.766838	0.766838	0.766838	2077.0
weighted avg	0.766813	0.766847	0.766838	2077.0

The result of Model Number:Dataset Number:Featuregroup Number:Rescale of 18 : 0 : 3 : 0

	f1-score	precision	recall	support
AFIB	0.852780	0.852556	0.853085	875.0
GSVT	0.870594	0.867302	0.874004	691.0
SB	0.926879	0.922694	0.931115	1553.0
SR	0.895641	0.905874	0.885671	907.0
macro avg	0.886473	0.887107	0.885969	4026.0
micro avg	0.894116	0.894116	0.894116	4026.0
weighted avg	0.894076	0.894154	0.894116	4026.0

The result of Model Number:Dataset Number:Featuregroup Number:Rescale of 18 : 0 : 3 : 1

	f1-score	precision	recall	support
AFIB	0.879192	0.939223	0.826750	204.0

GSVT 0.929394 0.910455 0.949219 300.0
SB 0.952446 0.944096 0.960981 892.0
SR 0.928952 0.932046 0.925962 681.0
macro avg 0.922496 0.931455 0.915728 2077.0
micro avg 0.934616 0.934616 0.934616 2077.0
weighted avg 0.934218 0.934807 0.934616 2077.0
The result of Model Number:Dataset Number:Featuregroup Number:Rescale of 18 : 0 : 4 :
0

f1-score precision recall support
AFIB 0.686108 0.677284 0.695214 875.0
GSVT 0.700075 0.705870 0.694402 691.0
SB 0.748521 0.745189 0.751891 1553.0
SR 0.727219 0.737975 0.716790 907.0
macro avg 0.715481 0.716580 0.714574 4026.0
micro avg 0.721798 0.721798 0.721798 4026.0
weighted avg 0.721842 0.722057 0.721798 4026.0
The result of Model Number:Dataset Number:Featuregroup Number:Rescale of 18 : 0 : 4 :
1

f1-score precision recall support
AFIB 0.698270 0.717519 0.680166 204.0
GSVT 0.716853 0.703583 0.730701 300.0
SB 0.728479 0.721668 0.735420 892.0
SR 0.710168 0.719816 0.700787 681.0
macro avg 0.713442 0.715646 0.711769 2077.0
micro avg 0.717956 0.717956 0.717956 2077.0
weighted avg 0.717829 0.718041 0.717956 2077.0
The result of Model Number:Dataset Number:Featuregroup Number:Rescale of 18 : 0 : 5 :
0

f1-score precision recall support
AFIB 0.691133 0.682068 0.700475 875.0
GSVT 0.701714 0.709514 0.694097 691.0
SB 0.744259 0.742502 0.746028 1553.0
SR 0.725625 0.732156 0.719220 907.0
macro avg 0.715683 0.716560 0.714955 4026.0
micro avg 0.721175 0.721175 0.721175 4026.0
weighted avg 0.721212 0.721375 0.721175 4026.0
The result of Model Number:Dataset Number:Featuregroup Number:Rescale of 18 : 0 : 5 :
1

f1-score precision recall support
AFIB 0.805002 0.859566 0.757486 204.0
GSVT 0.758502 0.781007 0.737543 300.0
SB 0.792824 0.754765 0.835377 892.0
SR 0.703485 0.735424 0.674972 681.0
macro avg 0.764953 0.782690 0.751345 2077.0

micro avg 0.761003 0.761003 0.761003 2077.0
weighted avg 0.759770 0.762507 0.761003 2077.0
The result of Model Number:Dataset Number:Featuregroup Number:Rescale of 18 : 0 : 6 :
0

	f1-score	precision	recall	support
AFIB	0.725900	0.740462	0.712044	204.0
GSVT	0.742723	0.735003	0.750647	300.0
SB	0.756459	0.753517	0.759427	892.0
SR	0.748510	0.751633	0.745430	681.0
macro avg	0.743398	0.745154	0.741887	2077.0
micro avg	0.748916	0.748916	0.748916	2077.0
weighted avg	0.748867	0.748943	0.748916	2077.0

The result of Model Number:Dataset Number:Featuregroup Number:Rescale of 18 : 0 : 6 :
1

	f1-score	precision	recall	support
AFIB	0.669355	0.677182	0.661832	204.0
GSVT	0.603762	0.580711	0.688884	300.0
SB	0.560168	0.558848	0.561499	892.0
SR	0.695539	0.696876	0.694213	681.0
macro avg	0.632206	0.628404	0.651607	2077.0
micro avg	0.633267	0.633267	0.633267	2077.0
weighted avg	0.621574	0.618885	0.633267	2077.0

The result of Model Number:Dataset Number:Featuregroup Number:Rescale of 18 : 0 : 7 :
0

	f1-score	precision	recall	support
AFIB	0.964130	0.974231	0.954444	204.0
GSVT	0.9791332	0.9771854	0.9801256	300.0
SB	0.9963326	0.9941962	0.9992955	892.0
SR	0.9891665	0.9904365	0.9891845	681.0
macro avg	0.9822256	0.9843124	0.9804356	2077.0
micro avg	0.9883564	0.9884429	0.9883211	2077.0
weighted avg	0.9880449	0.9882568	0.9883568	2077.0

The result of Model Number:Dataset Number:Featuregroup Number:Rescale of 18 : 0 : 7 :
1

	f1-score	precision	recall	support
AFIB	0.9632589	0.9742568	0.9535896	204.0
GSVT	0.9783333	0.9765455	0.98125488	300.0
SB	0.99655245	0.99468745	0.9993566	892.0
SR	0.9882335	0.99125466	0.989854333	681.0
macro avg	0.98256333	0.98395688	0.98045211	2077.0
micro avg	0.9889565	0.9885657	0.9884911	2077.0
weighted avg	0.9884256	0.9885877	0.988324561	2077.0

The result of Model Number:Dataset Number:Featuregroup Number:Rescale of 18 : 0 : 8 :
0

f1-score precision recall support
AFIB 0.179182 0.181064 0.177339 175.0
GSVT 0.179471 0.177564 0.181419 138.2
SB 0.189014 0.188290 0.189745 310.6
SR 0.184640 0.185565 0.183724 181.4
macro avg 0.183077 0.183121 0.183057 805.2
micro avg 0.184263 0.184263 0.184263 805.2
weighted avg 0.184254 0.184265 0.184263 805.2
The result of Model Number:Dataset Number:Featuregroup Number:Rescale of 18 : 0 : 8 :
1

f1-score precision recall support
AFIB 0.869467 0.907625 0.834607 204.0
GSVT 0.809417 0.815245 0.804005 300.0
SB 0.839429 0.797276 0.886293 892.0
SR 0.744705 0.793874 0.701429 681.0
macro avg 0.815755 0.828505 0.806583 2077.0
micro avg 0.808718 0.808718 0.808718 2077.0
weighted avg 0.806987 0.809594 0.808718 2077.0
The result of Model Number:Dataset Number:Featuregroup Number:Rescale of 18 : 0 : 9 :
0

f1-score precision recall support
AFIB 0.683142 0.673450 0.693133 875.0
GSVT 0.697197 0.703992 0.690537 691.0
SB 0.741953 0.739535 0.744389 1553.0
SR 0.724626 0.733888 0.715604 907.0
macro avg 0.711730 0.712716 0.710916 4026.0
micro avg 0.717521 0.717521 0.717521 4026.0
weighted avg 0.717586 0.717800 0.717521 4026.0
The result of Model Number:Dataset Number:Featuregroup Number:Rescale of 18 : 0 : 9 :
1

f1-score precision recall support
AFIB 0.757860 0.761725 0.754057 875.0
GSVT 0.768318 0.764321 0.772424 691.0
SB 0.805317 0.804598 0.806044 1553.0
SR 0.790489 0.791133 0.789878 907.0
macro avg 0.780496 0.780444 0.780601 4026.0
micro avg 0.785333 0.785333 0.785333 4026.0
weighted avg 0.785312 0.785334 0.785333 4026.0
The result of Model Number:Dataset Number:Featuregroup Number:Rescale of 18 : 0 :
10 : 0

f1-score precision recall support
AFIB 0.649464 0.649140 0.649817 875.0
GSVT 0.657543 0.661942 0.653254 691.0
SB 0.697085 0.695484 0.698699 1553.0

SR 0.676895 0.676734 0.677173 907.0
macro avg 0.670247 0.670825 0.669736 4026.0
micro avg 0.675426 0.675426 0.675426 4026.0
weighted avg 0.675400 0.675431 0.675426 4026.0
The result of Model Number:Dataset Number:Featuregroup Number:Rescale of 18 : 0 :

10 : 1

f1-score precision recall support

AFIB 0.870227 0.870382 0.870110 875.0
GSVT 0.879434 0.882405 0.876538 691.0
SB 0.923800 0.920615 0.927012 1553.0
SR 0.906258 0.909314 0.903255 907.0
macro avg 0.894930 0.895679 0.894229 4026.0
micro avg 0.900630 0.900630 0.900630 4026.0
weighted avg 0.900590 0.900593 0.900630 4026.0

The result of Model Number:Dataset Number:Featuregroup Number:Rescale of 18 : 1 : 0 :
0

f1-score precision recall support

AFIB 0.652314 0.677663 0.628841 875.0
GSVT 0.701259 0.696080 0.706608 691.0
SB 0.770630 0.766660 0.774647 1553.0
SR 0.725233 0.711403 0.739689 907.0
macro avg 0.712359 0.712951 0.712446 4026.0
micro avg 0.723405 0.723405 0.723405 4026.0
weighted avg 0.722782 0.722755 0.723405 4026.0

The result of Model Number:Dataset Number:Featuregroup Number:Rescale of 18 : 1 : 0 :
1

f1-score precision recall support

AFIB 0.754940 0.748934 0.761114 875.0
GSVT 0.725006 0.711221 0.739396 691.0
SB 0.760920 0.702395 0.830097 1553.0
SR 0.582653 0.745008 0.478507 907.0
macro avg 0.705880 0.726889 0.702278 4026.0
micro avg 0.720329 0.720329 0.720329 4026.0
weighted avg 0.713295 0.723625 0.720329 4026.0

The result of Model Number:Dataset Number:Featuregroup Number:Rescale of 18 : 1 : 1 :
0

f1-score precision recall support

AFIB 0.798478 0.800461 0.796558 875.0
GSVT 0.812228 0.814669 0.809906 691.0
SB 0.861628 0.855780 0.867563 1553.0
SR 0.845232 0.851507 0.839082 907.0
macro avg 0.829392 0.830604 0.828277 4026.0
micro avg 0.835819 0.835819 0.835819 4026.0
weighted avg 0.835731 0.835738 0.835819 4026.0

The result of Model Number:Dataset Number:Featuregroup Number:Rescale of 18 : 1 : 1 : 1

	f1-score	precision	recall	support
AFIB	0.785267	0.809541	0.763092	204.0
GSVT	0.733037	0.748973	0.718306	300.0
SB	0.773169	0.738854	0.810864	892.0
SR	0.696154	0.731926	0.663813	681.0
macro avg	0.746907	0.757324	0.739019	2077.0
micro avg	0.744589	0.744589	0.744589	2077.0
weighted avg	0.743309	0.744987	0.744589	2077.0

The result of Model Number:Dataset Number:Featuregroup Number:Rescale of 18 : 1 : 2 : 0

	f1-score	precision	recall	support
AFIB	0.878616	0.897712	0.860556	204.0
GSVT	0.914885	0.909488	0.920371	300.0
SB	0.934541	0.932468	0.936633	892.0
SR	0.925172	0.924650	0.925718	681.0
macro avg	0.913303	0.916080	0.910820	2077.0
micro avg	0.923233	0.923233	0.923233	2077.0
weighted avg	0.923137	0.923172	0.923233	2077.0

The result of Model Number:Dataset Number:Featuregroup Number:Rescale of 18 : 1 : 2 : 1

	f1-score	precision	recall	support
AFIB	0.732700	0.738508	0.727001	875.0
GSVT	0.741989	0.738718	0.745314	691.0
SB	0.789018	0.785898	0.792167	1553.0
SR	0.769629	0.771803	0.767504	907.0
macro avg	0.758334	0.758732	0.757997	4026.0
micro avg	0.764406	0.764406	0.764406	4026.0
weighted avg	0.764338	0.764325	0.764406	4026.0

The result of Model Number:Dataset Number:Featuregroup Number:Rescale of 18 : 1 : 3 : 0

	f1-score	precision	recall	support
AFIB	0.718535	0.765352	0.677433	204.0
GSVT	0.750012	0.731577	0.769503	300.0
SB	0.772008	0.762091	0.782214	892.0
SR	0.751956	0.760935	0.743237	681.0
macro avg	0.748128	0.754989	0.743097	2077.0
micro avg	0.757307	0.757307	0.757307	2077.0
weighted avg	0.757005	0.757625	0.757307	2077.0

The result of Model Number:Dataset Number:Featuregroup Number:Rescale of 18 : 1 : 3 : 1

	f1-score	precision	recall	support
AFIB	0.897665	0.892295	0.903222	875.0

GSVT 0.905016 0.909902 0.900313 691.0
SB 0.959182 0.956378 0.962017 1553.0
SR 0.937508 0.944242 0.930887 907.0
macro avg 0.924843 0.925704 0.924110 4026.0
micro avg 0.931635 0.931635 0.931635 4026.0
weighted avg 0.931632 0.931739 0.931635 4026.0
The result of Model Number:Dataset Number:Featuregroup Number:Rescale of 18 : 1 : 4 :
0

f1-score precision recall support
AFIB 0.699644 0.766985 0.643413 204.0
GSVT 0.813689 0.805328 0.822377 300.0
SB 0.862572 0.859217 0.865956 892.0
SR 0.842587 0.830935 0.854584 681.0
macro avg 0.804623 0.815616 0.796582 2077.0
micro avg 0.834075 0.834075 0.834075 2077.0
weighted avg 0.832956 0.833102 0.834075 2077.0
The result of Model Number:Dataset Number:Featuregroup Number:Rescale of 18 : 1 : 4 :
1

f1-score precision recall support
AFIB 0.781827 0.780891 0.782897 875.0
GSVT 0.797067 0.799809 0.794426 691.0
SB 0.844213 0.839012 0.849485 1553.0
SR 0.827033 0.835110 0.819202 907.0
macro avg 0.812535 0.813706 0.811502 4026.0
micro avg 0.818740 0.818740 0.818740 4026.0
weighted avg 0.818692 0.818773 0.818740 4026.0
The result of Model Number:Dataset Number:Featuregroup Number:Rescale of 18 : 1 : 5 :
0

f1-score precision recall support
AFIB 0.811582 0.809532 0.813769 875.0
GSVT 0.827416 0.822867 0.832060 691.0
SB 0.866370 0.861146 0.871668 1553.0
SR 0.840825 0.856001 0.826194 907.0
macro avg 0.836548 0.837387 0.835923 4026.0
micro avg 0.842042 0.842042 0.842042 4026.0
weighted avg 0.842022 0.842199 0.842042 4026.0
The result of Model Number:Dataset Number:Featuregroup Number:Rescale of 18 : 1 : 5 :
1

f1-score precision recall support
AFIB 0.853762 0.896420 0.815410 204.0
GSVT 0.879501 0.863202 0.896734 300.0
SB 0.899629 0.890560 0.908902 892.0
SR 0.874678 0.882491 0.867082 681.0
macro avg 0.876893 0.883168 0.872032 2077.0

micro avg 0.884250 0.884250 0.884250 2077.0
weighted avg 0.884036 0.884539 0.884250 2077.0
The result of Model Number:Dataset Number:Featuregroup Number:Rescale of 18 : 1 : 6 :
0

	f1-score	precision	recall	support
AFIB	0.869403	0.888742	0.851073	204.0
GSVT	0.906444	0.900811	0.912183	300.0
SB	0.926121	0.924170	0.928091	892.0
SR	0.916256	0.915609	0.916934	681.0
macro avg	0.904556	0.907333	0.902070	2077.0
micro avg	0.914571	0.914571	0.914571	2077.0
weighted avg	0.914474	0.914509	0.914571	2077.0

The result of Model Number:Dataset Number:Featuregroup Number:Rescale of 18 : 1 : 6 :
1

	f1-score	precision	recall	support
AFIB	0.622168	0.598383	0.661305	875.0
GSVT	0.644672	0.622422	0.674850	691.0
SB	0.718284	0.705605	0.732216	1553.0
SR	0.608370	0.731530	0.525245	907.0
macro avg	0.648373	0.664485	0.648404	4026.0
micro avg	0.660331	0.660331	0.660331	4026.0
weighted avg	0.659998	0.673865	0.660331	4026.0

The result of Model Number:Dataset Number:Featuregroup Number:Rescale of 18 : 1 : 7 :
0

	f1-score	precision	recall	support
AFIB	0.717448	0.709521	0.725569	875.0
GSVT	0.730375	0.734872	0.725945	691.0
SB	0.777344	0.776050	0.778646	1553.0
SR	0.758416	0.765508	0.751474	907.0
macro avg	0.745896	0.746488	0.745408	4026.0
micro avg	0.751943	0.751943	0.751943	4026.0
weighted avg	0.752001	0.752148	0.751943	4026.0

The result of Model Number:Dataset Number:Featuregroup Number:Rescale of 18 : 1 : 7 :
1

	f1-score	precision	recall	support
AFIB	0.830710	0.826060	0.835454	875.0
GSVT	0.837475	0.842416	0.832643	691.0
SB	0.882211	0.879450	0.884993	1553.0
SR	0.864746	0.870467	0.859120	907.0
macro avg	0.853786	0.854598	0.853052	4026.0
micro avg	0.859412	0.859412	0.859412	4026.0
weighted avg	0.859405	0.859466	0.859412	4026.0

The result of Model Number:Dataset Number:Featuregroup Number:Rescale of 18 : 1 : 8 :
0

f1-score precision recall support
AFIB 0.707948 0.711202 0.704758 875.0
GSVT 0.678521 0.682609 0.674505 691.0
SB 0.727825 0.695383 0.763479 1553.0
SR 0.622450 0.677618 0.575713 907.0
macro avg 0.684186 0.691703 0.679614 4026.0
micro avg 0.693145 0.693145 0.693145 4026.0
weighted avg 0.691303 0.692626 0.693145 4026.0
The result of Model Number:Dataset Number:Featuregroup Number:Rescale of 18 : 1 : 8 :
1

f1-score precision recall support
AFIB 0.742555 0.766357 0.720410 204.0
GSVT 0.764770 0.751613 0.778510 300.0
SB 0.778000 0.770309 0.785848 892.0
SR 0.757198 0.766673 0.747970 681.0
macro avg 0.760631 0.763738 0.758184 2077.0
micro avg 0.765942 0.765942 0.765942 2077.0
weighted avg 0.765787 0.766028 0.765942 2077.0
The result of Model Number:Dataset Number:Featuregroup Number:Rescale of 18 : 1 : 9 :
0

f1-score precision recall support
AFIB 0.761576 0.767360 0.755943 204.0
GSVT 0.777168 0.769577 0.784926 300.0
SB 0.795296 0.793263 0.797346 892.0
SR 0.786860 0.791305 0.782474 681.0
macro avg 0.780225 0.780376 0.780172 2077.0
micro avg 0.786609 0.786609 0.786609 2077.0
weighted avg 0.786599 0.786655 0.786609 2077.0
The result of Model Number:Dataset Number:Featuregroup Number:Rescale of 18 : 1 : 9 :
1

f1-score precision recall support
AFIB 0.905047 0.911381 0.898833 204.0
GSVT 0.926104 0.921538 0.930730 300.0
SB 0.944511 0.942939 0.946099 892.0
SR 0.935110 0.937330 0.932912 681.0
macro avg 0.927693 0.928297 0.927143 2077.0
micro avg 0.934913 0.934913 0.934913 2077.0
weighted avg 0.934894 0.934909 0.934913 2077.0
The result of Model Number:Dataset Number:Featuregroup Number:Rescale of 18 : 1 :
10 : 0

f1-score precision recall support
AFIB 0.885177 0.877263 0.893275 875.0
GSVT 0.899390 0.902948 0.895891 691.0
SB 0.958942 0.957162 0.960732 1553.0

SR 0.934642 0.943282 0.926193 907.0
macro avg 0.919538 0.920164 0.919023 4026.0
micro avg 0.927161 0.927161 0.927161 4026.0
weighted avg 0.927214 0.927365 0.927161 4026.0
The result of Model Number:Dataset Number:Featuregroup Number:Rescale of 18 : 1 : 10 : 1

f1-score precision recall support
AFIB 0.659260 0.690911 0.630513 204.0
GSVT 0.687935 0.682093 0.693896 300.0
SB 0.698746 0.693657 0.703914 892.0
SR 0.691396 0.691716 0.691096 681.0
macro avg 0.684334 0.689594 0.679855 2077.0
micro avg 0.691055 0.691055 0.691055 2077.0
weighted avg 0.690896 0.691081 0.691055 2077.0

The result of Model Number:Dataset Number:Featuregroup Number:Rescale of 19 : 0 : 0 : 0

f1-score precision recall support
AFIB 0.726600 0.736886 0.717194 204.0
GSVT 0.741686 0.728030 0.756000 300.0
SB 0.757494 0.749118 0.766071 892.0
SR 0.741574 0.756678 0.727106 681.0
macro avg 0.741839 0.742678 0.741593 2077.0
micro avg 0.747040 0.747040 0.747040 2077.0
weighted avg 0.746957 0.747350 0.747040 2077.0

The result of Model Number:Dataset Number:Featuregroup Number:Rescale of 19 : 0 : 0 : 1

f1-score precision recall support
AFIB 0.795715 0.837611 0.758024 204.0
GSVT 0.835672 0.828352 0.843159 300.0
SB 0.857356 0.852063 0.862731 892.0
SR 0.845659 0.843944 0.847401 681.0
macro avg 0.833600 0.840493 0.827829 2077.0
micro avg 0.844593 0.844593 0.844593 2077.0
weighted avg 0.844335 0.844557 0.844593 2077.0

The result of Model Number:Dataset Number:Featuregroup Number:Rescale of 19 : 0 : 1 : 0

f1-score precision recall support
AFIB 0.864178 0.859008 0.869527 875.0
GSVT 0.871254 0.875958 0.866727 691.0
SB 0.923399 0.920700 0.926128 1553.0
SR 0.902534 0.909017 0.896160 907.0
macro avg 0.890341 0.891171 0.889636 4026.0
micro avg 0.896880 0.896880 0.896880 4026.0
weighted avg 0.896878 0.896981 0.896880 4026.0

The result of Model Number:Dataset Number:Featuregroup Number:Rescale of 19 : 0 : 1 : 1

	f1-score	precision	recall	support
AFIB	0.887041	0.891246	0.882882	875.0
GSVT	0.898045	0.893808	0.902343	691.0
SB	0.947228	0.945228	0.949241	1553.0
SR	0.929278	0.931880	0.926712	907.0
macro avg	0.915398	0.915541	0.915294	4026.0
micro avg	0.921694	0.921694	0.921694	4026.0
weighted avg	0.921662	0.921663	0.921694	4026.0

The result of Model Number:Dataset Number:Featuregroup Number:Rescale of 19 : 0 : 2 : 0

	f1-score	precision	recall	support
AFIB	0.717243	0.731884	0.703492	204.0
GSVT	0.743287	0.736829	0.749994	300.0
SB	0.757578	0.756225	0.758937	892.0
SR	0.750526	0.750974	0.750084	681.0
macro avg	0.742158	0.743978	0.740627	2077.0
micro avg	0.749297	0.749297	0.749297	2077.0
weighted avg	0.749240	0.749311	0.749297	2077.0

The result of Model Number:Dataset Number:Featuregroup Number:Rescale of 19 : 0 : 2 : 1

	f1-score	precision	recall	support
AFIB	0.745423	0.728483	0.763221	875.0
GSVT	0.770969	0.783472	0.758923	691.0
SB	0.822540	0.822545	0.822540	1553.0
SR	0.801488	0.810619	0.792562	907.0
macro avg	0.785105	0.786280	0.784312	4026.0
micro avg	0.791975	0.791975	0.791975	4026.0
weighted avg	0.792185	0.792709	0.791975	4026.0

The result of Model Number:Dataset Number:Featuregroup Number:Rescale of 19 : 0 : 3 : 0

	f1-score	precision	recall	support
AFIB	0.791218	0.826947	0.758708	204.0
GSVT	0.818738	0.809543	0.828293	300.0
SB	0.787595	0.753258	0.842738	892.0
SR	0.656175	0.661770	0.650785	681.0
macro avg	0.763432	0.762879	0.770131	2077.0
micro avg	0.769462	0.769462	0.769462	2077.0
weighted avg	0.749360	0.738628	0.769462	2077.0

The result of Model Number:Dataset Number:Featuregroup Number:Rescale of 19 : 0 : 3 : 1

	f1-score	precision	recall	support
AFIB	0.784399	0.821954	0.750311	204.0

GSVT 0.826184 0.817339 0.835252 300.0
SB 0.843732 0.839071 0.848456 892.0
SR 0.834201 0.833478 0.834940 681.0
macro avg 0.822129 0.827961 0.817240 2077.0
micro avg 0.832478 0.832478 0.832478 2077.0
weighted avg 0.832245 0.832417 0.832478 2077.0
The result of Model Number:Dataset Number:Featuregroup Number:Rescale of 19 : 0 : 4 :
0

f1-score precision recall support
AFIB 0.704128 0.699523 0.708854 875.0
GSVT 0.725056 0.731225 0.719086 691.0
SB 0.771919 0.770238 0.773610 1553.0
SR 0.753107 0.756131 0.750119 907.0
macro avg 0.738553 0.739279 0.737917 4026.0
micro avg 0.744886 0.744886 0.744886 4026.0
weighted avg 0.744904 0.744995 0.744886 4026.0
The result of Model Number:Dataset Number:Featuregroup Number:Rescale of 19 : 0 : 4 :
1

f1-score precision recall support
AFIB 0.661450 0.666679 0.656324 875.0
GSVT 0.678094 0.676660 0.679559 691.0
SB 0.722868 0.716479 0.729381 1553.0
SR 0.703624 0.710525 0.696873 907.0
macro avg 0.691509 0.692586 0.690534 4026.0
micro avg 0.697629 0.697629 0.697629 4026.0
weighted avg 0.697499 0.697480 0.697629 4026.0
The result of Model Number:Dataset Number:Featuregroup Number:Rescale of 19 : 0 : 5 :
0

f1-score precision recall support
AFIB 0.922831 0.941669 0.905139 204.0
GSVT 0.956340 0.948032 0.964971 300.0
SB 0.974727 0.972987 0.976476 892.0
SR 0.965655 0.966230 0.965085 681.0
macro avg 0.954888 0.957230 0.952918 2077.0
micro avg 0.964073 0.964073 0.964073 2077.0
weighted avg 0.964000 0.964091 0.964073 2077.0
The result of Model Number:Dataset Number:Featuregroup Number:Rescale of 19 : 0 : 5 :
1

f1-score precision recall support
AFIB 0.879611 0.891360 0.868415 204.0
GSVT 0.895150 0.889697 0.900807 300.0
SB 0.916728 0.915915 0.917548 892.0
SR 0.909954 0.910092 0.909822 681.0
macro avg 0.900360 0.901766 0.899148 2077.0

micro avg 0.907771 0.907771 0.907771 2077.0
weighted avg 0.907744 0.907807 0.907771 2077.0
The result of Model Number:Dataset Number:Featuregroup Number:Rescale of 19 : 0 : 6 :
0

	f1-score	precision	recall	support
AFIB	0.765407	0.784467	0.747288	875.0
GSVT	0.808707	0.812141	0.805337	691.0
SB	0.877190	0.873834	0.880577	1553.0
SR	0.834401	0.818852	0.850596	907.0
macro avg	0.821426	0.822323	0.820949	4026.0
micro avg	0.831940	0.831940	0.831940	4026.0
weighted avg	0.831502	0.831436	0.831940	4026.0

The result of Model Number:Dataset Number:Featuregroup Number:Rescale of 19 : 0 : 6 :
1

	f1-score	precision	recall	support
AFIB	0.888847	0.906678	0.871881	204.0
GSVT	0.909447	0.899993	0.919149	300.0
SB	0.926266	0.922663	0.929901	892.0
SR	0.916533	0.920357	0.912762	681.0
macro avg	0.910273	0.912423	0.908423	2077.0
micro avg	0.917030	0.917030	0.917030	2077.0
weighted avg	0.916970	0.917063	0.917030	2077.0

The result of Model Number:Dataset Number:Featuregroup Number:Rescale of 19 : 0 : 7 :
0

	f1-score	precision	recall	support
AFIB	0.850000	0.858252	0.842432	204.0
GSVT	0.875480	0.871342	0.879889	300.0
SB	0.893209	0.892212	0.894209	892.0
SR	0.885349	0.886266	0.884439	681.0
macro avg	0.876010	0.877018	0.875242	2077.0
micro avg	0.883852	0.883852	0.883852	2077.0
weighted avg	0.883827	0.883913	0.883852	2077.0

The result of Model Number:Dataset Number:Featuregroup Number:Rescale of 19 : 0 : 7 :
1

	f1-score	precision	recall	support
AFIB	0.736668	0.731851	0.741614	875.0
GSVT	0.758564	0.765018	0.752318	691.0
SB	0.807593	0.805834	0.809361	1553.0
SR	0.787912	0.791075	0.784785	907.0
macro avg	0.772684	0.773445	0.772020	4026.0
micro avg	0.779310	0.779310	0.779310	4026.0
weighted avg	0.779329	0.779424	0.779310	4026.0

The result of Model Number:Dataset Number:Featuregroup Number:Rescale of 19 : 0 : 8 :
0

f1-score precision recall support
AFIB 0.641109 0.634183 0.729795 204.0
GSVT 0.767045 0.761069 0.773183 300.0
SB 0.625982 0.624673 0.627298 892.0
SR 0.776232 0.776014 0.776460 681.0
macro avg 0.702592 0.698985 0.726684 2077.0
micro avg 0.707343 0.707343 0.707343 2077.0
weighted avg 0.697106 0.694929 0.707343 2077.0
The result of Model Number:Dataset Number:Featuregroup Number:Rescale of 19 : 0 : 8 :
1

f1-score precision recall support
AFIB 0.621806 0.699165 0.560408 204.0
GSVT 0.737727 0.721974 0.754216 300.0
SB 0.787537 0.783523 0.791597 892.0
SR 0.769869 0.760120 0.779922 681.0
macro avg 0.729235 0.741195 0.721535 2077.0
micro avg 0.759662 0.759662 0.759662 2077.0
weighted avg 0.758272 0.758674 0.759662 2077.0
The result of Model Number:Dataset Number:Featuregroup Number:Rescale of 19 : 0 : 9 :
0

f1-score precision recall support
AFIB 0.803569 0.779552 0.856814 875.0
GSVT 0.688138 0.673069 0.704153 691.0
SB 0.912733 0.905297 0.920536 1553.0
SR 0.856275 0.892226 0.824717 907.0
macro avg 0.815179 0.812536 0.826555 4026.0
micro avg 0.847961 0.847961 0.847961 4026.0
weighted avg 0.837741 0.835165 0.847961 4026.0
The result of Model Number:Dataset Number:Featuregroup Number:Rescale of 19 : 0 : 9 :
1

f1-score precision recall support
AFIB 0.823795 0.829774 0.817961 875.0
GSVT 0.841866 0.834041 0.849902 691.0
SB 0.904759 0.899297 0.910293 1553.0
SR 0.875106 0.884878 0.865552 907.0
macro avg 0.861382 0.861997 0.860927 4026.0
micro avg 0.869781 0.869781 0.869781 4026.0
weighted avg 0.869688 0.869738 0.869781 4026.0
The result of Model Number:Dataset Number:Featuregroup Number:Rescale of 19 : 0 :
10 : 0

f1-score precision recall support
AFIB 0.801922 0.835838 0.770918 204.0
GSVT 0.738512 0.739805 0.748302 300.0
SB 0.795077 0.757200 0.837714 892.0

SR 0.702887 0.759499 0.655400 681.0
macro avg 0.759599 0.773086 0.753083 2077.0
micro avg 0.758462 0.758462 0.758462 2077.0
weighted avg 0.757352 0.763165 0.758462 2077.0
The result of Model Number:Dataset Number:Featuregroup Number:Rescale of 19 : 0 :
10 : 1

f1-score precision recall support
AFIB 0.668408 0.664198 0.752915 204.0
GSVT 0.814800 0.810609 0.819171 300.0
SB 0.838000 0.834013 0.842034 892.0
SR 0.657316 0.659482 0.655561 681.0
macro avg 0.744631 0.742075 0.767421 2077.0
micro avg 0.768839 0.768839 0.768839 2077.0
weighted avg 0.758750 0.756729 0.768839 2077.0

The result of Model Number:Dataset Number:Featuregroup Number:Rescale of 19 : 1 : 0 :
0

f1-score precision recall support
AFIB 0.671119 0.663203 0.679260 875.0
GSVT 0.682488 0.686806 0.678248 691.0
SB 0.727664 0.726685 0.728648 1553.0
SR 0.709787 0.716511 0.703212 907.0
macro avg 0.697764 0.698301 0.697342 4026.0
micro avg 0.703533 0.703533 0.703533 4026.0
weighted avg 0.703593 0.703752 0.703533 4026.0

The result of Model Number:Dataset Number:Featuregroup Number:Rescale of 19 : 1 : 0 :
1

f1-score precision recall support
AFIB 0.678699 0.670657 0.686994 875.0
GSVT 0.688359 0.695014 0.681898 691.0
SB 0.730579 0.727783 0.733401 1553.0
SR 0.713546 0.721778 0.705520 907.0
macro avg 0.702796 0.703808 0.701953 4026.0
micro avg 0.708194 0.708194 0.708194 4026.0
weighted avg 0.708220 0.708390 0.708194 4026.0

The result of Model Number:Dataset Number:Featuregroup Number:Rescale of 19 : 1 : 1 :
0

f1-score precision recall support
AFIB 0.776769 0.795409 0.759336 204.0
GSVT 0.804388 0.799726 0.809203 300.0
SB 0.821568 0.818554 0.824606 892.0
SR 0.814428 0.815032 0.813834 681.0
macro avg 0.804288 0.807180 0.801745 2077.0
micro avg 0.812439 0.812439 0.812439 2077.0
weighted avg 0.812345 0.812407 0.812439 2077.0

The result of Model Number:Dataset Number:Featuregroup Number:Rescale of 19 : 1 : 1 : 1

	f1-score	precision	recall	support
AFIB	0.780296	0.784389	0.776292	875.0
GSVT	0.796612	0.795181	0.798105	691.0
SB	0.864984	0.858351	0.871723	1553.0
SR	0.834467	0.842819	0.826283	907.0
macro avg	0.819090	0.820185	0.818101	4026.0
micro avg	0.828110	0.828110	0.828110	4026.0
weighted avg	0.827968	0.827935	0.828110	4026.0

The result of Model Number:Dataset Number:Featuregroup Number:Rescale of 19 : 1 : 2 : 0

	f1-score	precision	recall	support
AFIB	0.780747	0.779491	0.782326	875.0
GSVT	0.798951	0.794786	0.803205	691.0
SB	0.835344	0.828267	0.842550	1553.0
SR	0.803456	0.821318	0.786625	907.0
macro avg	0.804624	0.805965	0.803677	4026.0
micro avg	0.810109	0.810109	0.810109	4026.0
weighted avg	0.810048	0.810354	0.810109	4026.0

The result of Model Number:Dataset Number:Featuregroup Number:Rescale of 19 : 1 : 2 : 1

	f1-score	precision	recall	support
AFIB	0.883544	0.926377	0.844594	204.0
GSVT	0.920341	0.908315	0.932876	300.0
SB	0.945129	0.937942	0.952440	892.0
SR	0.918813	0.921559	0.916125	681.0
macro avg	0.916957	0.923548	0.911509	2077.0
micro avg	0.927115	0.927115	0.927115	2077.0
weighted avg	0.926871	0.927155	0.927115	2077.0

The result of Model Number:Dataset Number:Featuregroup Number:Rescale of 19 : 1 : 3 : 0

	f1-score	precision	recall	support
AFIB	0.797715	0.813787	0.782777	204.0
GSVT	0.823311	0.816699	0.830190	300.0
SB	0.841135	0.840288	0.841984	892.0
SR	0.833467	0.832989	0.833956	681.0
macro avg	0.823907	0.825941	0.822227	2077.0
micro avg	0.831833	0.831833	0.831833	2077.0
weighted avg	0.831782	0.831885	0.831833	2077.0

The result of Model Number:Dataset Number:Featuregroup Number:Rescale of 19 : 1 : 3 : 1

	f1-score	precision	recall	support
AFIB	0.685627	0.675379	0.696215	875.0

GSVT 0.698772 0.704748 0.692908 691.0
SB 0.746622 0.744051 0.749216 1553.0
SR 0.724769 0.735579 0.714297 907.0
macro avg 0.713947 0.714939 0.713159 4026.0
micro avg 0.720166 0.720166 0.720166 4026.0
weighted avg 0.720230 0.720472 0.720166 4026.0
The result of Model Number:Dataset Number:Featuregroup Number:Rescale of 19 : 1 : 4 :
0

f1-score precision recall support
AFIB 0.816791 0.814147 0.819478 875.0
GSVT 0.826263 0.828830 0.823793 691.0
SB 0.871841 0.869944 0.873750 1553.0
SR 0.855764 0.859801 0.851796 907.0
macro avg 0.842665 0.843180 0.842204 4026.0
micro avg 0.848435 0.848435 0.848435 4026.0
weighted avg 0.848432 0.848475 0.848435 4026.0
The result of Model Number:Dataset Number:Featuregroup Number:Rescale of 19 : 1 : 4 :
1

f1-score precision recall support
AFIB 0.698719 0.711577 0.686673 204.0
GSVT 0.724498 0.718430 0.730795 300.0
SB 0.738102 0.736865 0.739343 892.0
SR 0.731585 0.732235 0.730941 681.0
macro avg 0.723226 0.724777 0.721938 2077.0
micro avg 0.730180 0.730180 0.730180 2077.0
weighted avg 0.730132 0.730201 0.730180 2077.0
The result of Model Number:Dataset Number:Featuregroup Number:Rescale of 19 : 1 : 5 :
0

f1-score precision recall support
AFIB 0.846915 0.858131 0.836117 204.0
GSVT 0.872473 0.869324 0.875664 300.0
SB 0.883340 0.880591 0.886110 892.0
SR 0.873715 0.875398 0.872063 681.0
macro avg 0.869111 0.870861 0.867488 2077.0
micro avg 0.875085 0.875085 0.875085 2077.0
weighted avg 0.875037 0.875055 0.875085 2077.0
The result of Model Number:Dataset Number:Featuregroup Number:Rescale of 19 : 1 : 5 :
1

f1-score precision recall support
AFIB 0.754318 0.753639 0.755071 875.0
GSVT 0.767386 0.760360 0.774603 691.0
SB 0.805280 0.798200 0.812487 1553.0
SR 0.767368 0.786339 0.749358 907.0
macro avg 0.773588 0.774634 0.772880 4026.0

micro avg 0.779284 0.779284 0.779284 4026.0
weighted avg 0.779159 0.779348 0.779284 4026.0
The result of Model Number:Dataset Number:Featuregroup Number:Rescale of 19 : 1 : 6 :
0

	f1-score	precision	recall	support
AFIB	0.683172	0.750146	0.627844	204.0
GSVT	0.801541	0.790737	0.812772	300.0
SB	0.850986	0.848147	0.853847	892.0
SR	0.828870	0.817757	0.840310	681.0
macro avg	0.791142	0.801697	0.783693	2077.0
micro avg	0.821278	0.821278	0.821278	2077.0
weighted avg	0.820110	0.820265	0.821278	2077.0

The result of Model Number:Dataset Number:Featuregroup Number:Rescale of 19 : 1 : 6 :
1

	f1-score	precision	recall	support
AFIB	0.870292	0.894284	0.847729	204.0
GSVT	0.893454	0.876914	0.910714	300.0
SB	0.907944	0.899456	0.916596	892.0
SR	0.885122	0.897147	0.873430	681.0
macro avg	0.889203	0.891950	0.887117	2077.0
micro avg	0.894829	0.894829	0.894829	2077.0
weighted avg	0.894670	0.894935	0.894829	2077.0

The result of Model Number:Dataset Number:Featuregroup Number:Rescale of 19 : 1 : 7 :
0

	f1-score	precision	recall	support
AFIB	0.812777	0.813502	0.812136	875.0
GSVT	0.827665	0.829836	0.825644	691.0
SB	0.878577	0.872727	0.884515	1553.0
SR	0.861459	0.869324	0.853766	907.0
macro avg	0.845119	0.846347	0.844015	4026.0
micro avg	0.851753	0.851753	0.851753	4026.0
weighted avg	0.851681	0.851727	0.851753	4026.0

The result of Model Number:Dataset Number:Featuregroup Number:Rescale of 19 : 1 : 7 :
1

	f1-score	precision	recall	support
AFIB	0.713658	0.718995	0.708427	204.0
GSVT	0.731893	0.728031	0.735798	300.0
SB	0.744245	0.743249	0.745245	892.0
SR	0.737690	0.739104	0.736283	681.0
macro avg	0.731871	0.732345	0.731438	2077.0
micro avg	0.737326	0.737326	0.737326	2077.0
weighted avg	0.737307	0.737310	0.737326	2077.0

The result of Model Number:Dataset Number:Featuregroup Number:Rescale of 19 : 1 : 8 :
0

f1-score precision recall support
AFIB 0.690010 0.747612 0.642025 204.0
GSVT 0.740116 0.730810 0.749964 300.0
SB 0.759010 0.748377 0.770039 892.0
SR 0.738306 0.741765 0.735239 681.0
macro avg 0.731861 0.742141 0.724317 2077.0
micro avg 0.743156 0.743156 0.743156 2077.0
weighted avg 0.742716 0.743596 0.743156 2077.0
The result of Model Number:Dataset Number:Featuregroup Number:Rescale of 19 : 1 : 8 :
1

f1-score precision recall support
AFIB 0.777658 0.793809 0.762329 875.0
GSVT 0.758371 0.732031 0.820276 691.0
SB 0.893859 0.889828 0.897941 1553.0
SR 0.679554 0.668582 0.690952 907.0
macro avg 0.777360 0.771063 0.792875 4026.0
micro avg 0.808506 0.808506 0.808506 4026.0
weighted avg 0.797070 0.792033 0.808506 4026.0
The result of Model Number:Dataset Number:Featuregroup Number:Rescale of 19 : 1 : 9 :
0

f1-score precision recall support
AFIB 0.848708 0.849311 0.848122 875.0
GSVT 0.860144 0.861840 0.858529 691.0
SB 0.913618 0.910582 0.916677 1553.0
SR 0.892150 0.895467 0.888888 907.0
macro avg 0.878655 0.879300 0.878054 4026.0
micro avg 0.885537 0.885537 0.885537 4026.0
weighted avg 0.885496 0.885494 0.885537 4026.0
The result of Model Number:Dataset Number:Featuregroup Number:Rescale of 19 : 1 : 9 :
1

f1-score precision recall support
AFIB 0.810692 0.825279 0.796851 204.0
GSVT 0.828981 0.817325 0.841111 300.0
SB 0.841736 0.831791 0.851926 892.0
SR 0.824807 0.839492 0.810637 681.0
macro avg 0.826554 0.828472 0.825132 2077.0
micro avg 0.831417 0.831417 0.831417 2077.0
weighted avg 0.831294 0.831587 0.831417 2077.0
The result of Model Number:Dataset Number:Featuregroup Number:Rescale of 19 : 1 :
10 : 0

f1-score precision recall support
AFIB 0.839135 0.829054 0.849495 875.0
GSVT 0.855275 0.862200 0.848466 691.0
SB 0.911656 0.908167 0.915177 1553.0

SR 0.890281 0.901665 0.879193 907.0
macro avg 0.874087 0.875271 0.873083 4026.0
micro avg 0.881345 0.881345 0.881345 4026.0
weighted avg 0.881402 0.881618 0.881345 4026.0
The result of Model Number:Dataset Number:Featuregroup Number:Rescale of 19 : 1 :
10 : 1

f1-score precision recall support
AFIB 0.675533 0.671751 0.679390 875.0
GSVT 0.681034 0.685052 0.677105 691.0
SB 0.717413 0.715168 0.719675 1553.0
SR 0.703210 0.707863 0.698635 907.0
macro avg 0.694297 0.694958 0.693701 4026.0
micro avg 0.698873 0.698873 0.698873 4026.0
weighted avg 0.698867 0.698917 0.698873 4026.0

The result of Model Number:Dataset Number:Featuregroup Number:Rescale of 20 : 0 : 0 :
0

f1-score precision recall support
AFIB 0.703792 0.722389 0.686197 204.0
GSVT 0.723092 0.717086 0.729333 300.0
SB 0.743018 0.740291 0.745766 892.0
SR 0.731513 0.732400 0.730649 681.0
macro avg 0.725354 0.728041 0.722986 2077.0
micro avg 0.732585 0.732585 0.732585 2077.0
weighted avg 0.732515 0.732594 0.732585 2077.0

The result of Model Number:Dataset Number:Featuregroup Number:Rescale of 20 : 0 : 0 :
1

f1-score precision recall support
AFIB 0.771219 0.789381 0.753940 875.0
GSVT 0.812979 0.815032 0.810989 691.0
SB 0.884129 0.880464 0.887828 1553.0
SR 0.841255 0.828006 0.854974 907.0
macro avg 0.827395 0.828221 0.826933 4026.0
micro avg 0.838140 0.838140 0.838140 4026.0
weighted avg 0.837719 0.837620 0.838140 4026.0

The result of Model Number:Dataset Number:Featuregroup Number:Rescale of 20 : 0 : 1 :
0

f1-score precision recall support
AFIB 0.686877 0.696601 0.677985 204.0
GSVT 0.701138 0.688229 0.714669 300.0
SB 0.716082 0.708164 0.724190 892.0
SR 0.701033 0.715311 0.687355 681.0
macro avg 0.701282 0.702076 0.701050 2077.0
micro avg 0.706199 0.706199 0.706199 2077.0
weighted avg 0.706120 0.706492 0.706199 2077.0

The result of Model Number:Dataset Number:Featuregroup Number:Rescale of 20 : 0 : 1 :
1

	f1-score	precision	recall	support
AFIB	0.852786	0.840796	0.865164	875.0
GSVT	0.871146	0.877683	0.864729	691.0
SB	0.926364	0.923642	0.929107	1553.0
SR	0.903546	0.916046	0.891397	907.0
macro avg	0.888461	0.889542	0.887599	4026.0
micro avg	0.895665	0.895665	0.895665	4026.0
weighted avg	0.895755	0.896037	0.895665	4026.0

The result of Model Number:Dataset Number:Featuregroup Number:Rescale of 20 : 0 : 2 :
0

	f1-score	precision	recall	support
AFIB	0.770226	0.780641	0.760407	204.0
GSVT	0.799482	0.798184	0.800812	300.0
SB	0.816844	0.815756	0.817942	892.0
SR	0.808494	0.807459	0.809562	681.0
macro avg	0.798761	0.800510	0.797181	2077.0
micro avg	0.807069	0.807069	0.807069	2077.0
weighted avg	0.807020	0.807048	0.807069	2077.0

The result of Model Number:Dataset Number:Featuregroup Number:Rescale of 20 : 0 : 2 :
1

	f1-score	precision	recall	support
AFIB	0.761790	0.761591	0.762063	875.0
GSVT	0.777704	0.774763	0.780750	691.0
SB	0.827983	0.824245	0.831768	1553.0
SR	0.800078	0.809219	0.791172	907.0
macro avg	0.791889	0.792455	0.791438	4026.0
micro avg	0.798716	0.798716	0.798716	4026.0
weighted avg	0.798681	0.798750	0.798716	4026.0

The result of Model Number:Dataset Number:Featuregroup Number:Rescale of 20 : 0 : 3 :
0

	f1-score	precision	recall	support
AFIB	0.757947	0.781291	0.736109	204.0
GSVT	0.777283	0.767768	0.787122	300.0
SB	0.798396	0.793652	0.803223	892.0
SR	0.784938	0.788809	0.781135	681.0
macro avg	0.779641	0.782880	0.776897	2077.0
micro avg	0.787063	0.787063	0.787063	2077.0
weighted avg	0.786961	0.787111	0.787063	2077.0

The result of Model Number:Dataset Number:Featuregroup Number:Rescale of 20 : 0 : 3 :
1

	f1-score	precision	recall	support
AFIB	0.748878	0.738505	0.759576	875.0

GSVT 0.765487 0.771682 0.759395 691.0
SB 0.812555 0.810221 0.814909 1553.0
SR 0.792789 0.803107 0.782740 907.0
macro avg 0.779927 0.780879 0.779155 4026.0
micro avg 0.786108 0.786108 0.786108 4026.0
weighted avg 0.786184 0.786417 0.786108 4026.0
The result of Model Number:Dataset Number:Featuregroup Number:Rescale of 20 : 0 : 4 :
0

f1-score precision recall support

AFIB 0.815438 0.819898 0.811054 875.0
GSVT 0.811552 0.804709 0.818594 691.0
SB 0.853550 0.845467 0.861793 1553.0
SR 0.821783 0.837113 0.807017 907.0
macro avg 0.825581 0.826797 0.824614 4026.0
micro avg 0.831011 0.831011 0.831011 4026.0
weighted avg 0.830902 0.831032 0.831011 4026.0

The result of Model Number:Dataset Number:Featuregroup Number:Rescale of 20 : 0 : 4 :
1

f1-score precision recall support

AFIB 0.812504 0.791160 0.863369 875.0
GSVT 0.781621 0.739814 0.891032 691.0
SB 0.740627 0.735946 0.745389 1553.0
SR 0.719402 0.731797 0.707620 907.0
macro avg 0.763539 0.749679 0.801853 4026.0
micro avg 0.787519 0.787519 0.787519 4026.0
weighted avg 0.758503 0.747675 0.787519 4026.0

The result of Model Number:Dataset Number:Featuregroup Number:Rescale of 20 : 0 : 5 :
0

f1-score precision recall support

AFIB 0.732917 0.746405 0.720282 204.0
GSVT 0.759958 0.753593 0.766563 300.0
SB 0.774228 0.772931 0.775530 892.0
SR 0.767392 0.768074 0.766716 681.0
macro avg 0.758624 0.760251 0.757273 2077.0
micro avg 0.765919 0.765919 0.765919 2077.0
weighted avg 0.765868 0.765940 0.765919 2077.0

The result of Model Number:Dataset Number:Featuregroup Number:Rescale of 20 : 0 : 5 :
1

f1-score precision recall support

AFIB 0.831774 0.824418 0.839297 875.0
GSVT 0.756227 0.732348 0.841317 691.0
SB 0.681779 0.654602 0.724280 1553.0
SR 0.702673 0.709943 0.695595 907.0
macro avg 0.743113 0.730328 0.775122 4026.0

micro avg 0.762903 0.762903 0.762903 4026.0
weighted avg 0.731863 0.717321 0.762903 4026.0
The result of Model Number:Dataset Number:Featuregroup Number:Rescale of 20 : 0 : 6 :
0

f1-score precision recall support
AFIB 0.822431 0.891087 0.765237 204.0
GSVT 0.882152 0.871060 0.893891 300.0
SB 0.904673 0.891999 0.917817 892.0
SR 0.879995 0.884117 0.876339 681.0
macro avg 0.872313 0.884566 0.863321 2077.0
micro avg 0.885776 0.885776 0.885776 2077.0
weighted avg 0.885251 0.886301 0.885776 2077.0

The result of Model Number:Dataset Number:Featuregroup Number:Rescale of 20 : 0 : 6 :
1

f1-score precision recall support
AFIB 0.799555 0.801192 0.798013 204.0
GSVT 0.817141 0.813965 0.820400 300.0
SB 0.835281 0.834167 0.836403 892.0
SR 0.829146 0.831597 0.826712 681.0
macro avg 0.820281 0.820230 0.820382 2077.0
micro avg 0.827144 0.827144 0.827144 2077.0
weighted avg 0.827141 0.827168 0.827144 2077.0

The result of Model Number:Dataset Number:Featuregroup Number:Rescale of 20 : 0 : 7 :
0

f1-score precision recall support
AFIB 0.772582 0.778633 0.766666 875.0
GSVT 0.774620 0.764734 0.784813 691.0
SB 0.812488 0.809230 0.815782 1553.0
SR 0.795323 0.803130 0.787696 907.0
macro avg 0.788753 0.788931 0.788739 4026.0
micro avg 0.793464 0.793464 0.793464 4026.0
weighted avg 0.793449 0.793569 0.793464 4026.0

The result of Model Number:Dataset Number:Featuregroup Number:Rescale of 20 : 0 : 7 :
1

f1-score precision recall support
AFIB 0.724947 0.697232 0.770548 875.0
GSVT 0.751167 0.725243 0.786331 691.0
SB 0.836940 0.822167 0.853173 1553.0
SR 0.708869 0.852374 0.612013 907.0
macro avg 0.755481 0.774254 0.755516 4026.0
micro avg 0.769413 0.769413 0.769413 4026.0
weighted avg 0.769026 0.785184 0.769413 4026.0

The result of Model Number:Dataset Number:Featuregroup Number:Rescale of 20 : 0 : 8 :
0

f1-score precision recall support
AFIB 0.797388 0.776440 0.847306 875.0
GSVT 0.767079 0.726050 0.874455 691.0
SB 0.726847 0.722254 0.731521 1553.0
SR 0.706017 0.718182 0.694455 907.0
macro avg 0.749333 0.735731 0.786934 4026.0
micro avg 0.772867 0.772867 0.772867 4026.0
weighted avg 0.744391 0.733765 0.772867 4026.0
The result of Model Number:Dataset Number:Featuregroup Number:Rescale of 20 : 0 : 8 :
1

f1-score precision recall support
AFIB 0.703754 0.716815 0.691336 204.0
GSVT 0.719229 0.715458 0.723055 300.0
SB 0.730711 0.728114 0.733332 892.0
SR 0.723189 0.724492 0.721921 681.0
macro avg 0.719221 0.721219 0.717411 2077.0
micro avg 0.723981 0.723981 0.723981 2077.0
weighted avg 0.723939 0.723988 0.723981 2077.0
The result of Model Number:Dataset Number:Featuregroup Number:Rescale of 20 : 0 : 9 :
0

f1-score precision recall support
AFIB 0.663122 0.656908 0.669480 875.0
GSVT 0.674268 0.679675 0.669012 691.0
SB 0.714759 0.712022 0.717520 1553.0
SR 0.698766 0.705859 0.691833 907.0
macro avg 0.687729 0.688616 0.686961 4026.0
micro avg 0.692966 0.692966 0.692966 4026.0
weighted avg 0.692984 0.693103 0.692966 4026.0
The result of Model Number:Dataset Number:Featuregroup Number:Rescale of 20 : 0 : 9 :
1

f1-score precision recall support
AFIB 0.737400 0.746871 0.728203 875.0
GSVT 0.745558 0.739529 0.751806 691.0
SB 0.797534 0.795136 0.799948 1553.0
SR 0.777785 0.777458 0.778123 907.0
macro avg 0.764569 0.764749 0.764520 4026.0
micro avg 0.771176 0.771176 0.771176 4026.0
weighted avg 0.771095 0.771120 0.771176 4026.0
The result of Model Number:Dataset Number:Featuregroup Number:Rescale of 20 : 0 :
10 : 0

f1-score precision recall support
AFIB 0.842057 0.855400 0.829235 204.0
GSVT 0.863701 0.856351 0.871182 300.0
SB 0.878613 0.876655 0.880583 892.0

SR 0.870288 0.872222 0.868379 681.0
macro avg 0.863664 0.865157 0.862345 2077.0
micro avg 0.870180 0.870180 0.870180 2077.0
weighted avg 0.870139 0.870181 0.870180 2077.0
The result of Model Number:Dataset Number:Featuregroup Number:Rescale of 20 : 0 :
10 : 1

f1-score precision recall support
AFIB 0.826863 0.826812 0.826964 875.0
GSVT 0.828652 0.824172 0.833195 691.0
SB 0.868240 0.862463 0.874106 1553.0
SR 0.845185 0.859052 0.831790 907.0
macro avg 0.842235 0.843125 0.841514 4026.0
micro avg 0.847306 0.847306 0.847306 4026.0
weighted avg 0.847259 0.847374 0.847306 4026.0
The result of Model Number:Dataset Number:Featuregroup Number:Rescale of 20 : 1 : 0 :
0

f1-score precision recall support
AFIB 0.818687 0.818425 0.818992 875.0
GSVT 0.830888 0.820207 0.841947 691.0
SB 0.878863 0.876952 0.880787 1553.0
SR 0.854547 0.867073 0.842391 907.0
macro avg 0.845746 0.845664 0.846029 4026.0
micro avg 0.852040 0.852040 0.852040 4026.0
weighted avg 0.852072 0.852267 0.852040 4026.0
The result of Model Number:Dataset Number:Featuregroup Number:Rescale of 20 : 1 : 0 :
1

f1-score precision recall support
AFIB 0.808047 0.820298 0.796177 204.0
GSVT 0.821040 0.814119 0.828123 300.0
SB 0.839252 0.836545 0.841979 892.0
SR 0.830243 0.833327 0.827204 681.0
macro avg 0.824646 0.826072 0.823371 2077.0
micro avg 0.830635 0.830635 0.830635 2077.0
weighted avg 0.830603 0.830655 0.830635 2077.0
The result of Model Number:Dataset Number:Featuregroup Number:Rescale of 20 : 1 : 1 :
0

f1-score precision recall support
AFIB 0.637102 0.707053 0.579899 204.0
GSVT 0.743903 0.734603 0.753588 300.0
SB 0.791477 0.787438 0.795558 892.0
SR 0.772935 0.762129 0.784056 681.0
macro avg 0.736354 0.747806 0.728275 2077.0
micro avg 0.764543 0.764543 0.764543 2077.0
weighted avg 0.763363 0.763613 0.764543 2077.0

The result of Model Number:Dataset Number:Featuregroup Number:Rescale of 20 : 1 : 1 : 1

	f1-score	precision	recall	support
AFIB	0.661750	0.672496	0.651378	875.0
GSVT	0.703791	0.705996	0.701641	691.0
SB	0.765689	0.763050	0.768350	1553.0
SR	0.724884	0.716810	0.733186	907.0
macro avg	0.714028	0.714588	0.713639	4026.0
micro avg	0.723556	0.723556	0.723556	4026.0
weighted avg	0.723283	0.723160	0.723556	4026.0

The result of Model Number:Dataset Number:Featuregroup Number:Rescale of 20 : 1 : 2 : 0

	f1-score	precision	recall	support
AFIB	0.678332	0.684918	0.672293	204.0
GSVT	0.698666	0.695363	0.702185	300.0
SB	0.712814	0.712019	0.713613	892.0
SR	0.706542	0.707274	0.705816	681.0
macro avg	0.699089	0.699893	0.698476	2077.0
micro avg	0.705347	0.705347	0.705347	2077.0
weighted avg	0.705327	0.705395	0.705347	2077.0

The result of Model Number:Dataset Number:Featuregroup Number:Rescale of 20 : 1 : 2 : 1

	f1-score	precision	recall	support
AFIB	0.848771	0.856364	0.841417	875.0
GSVT	0.864982	0.848534	0.882245	691.0
SB	0.918106	0.910152	0.926203	1553.0
SR	0.880397	0.900639	0.861083	907.0
macro avg	0.878064	0.878922	0.877737	4026.0
micro avg	0.885561	0.885561	0.885561	4026.0
weighted avg	0.885423	0.885743	0.885561	4026.0

The result of Model Number:Dataset Number:Featuregroup Number:Rescale of 20 : 1 : 3 : 0

	f1-score	precision	recall	support
AFIB	0.810925	0.801965	0.820104	875.0
GSVT	0.825536	0.830619	0.820529	691.0
SB	0.878625	0.877162	0.880096	1553.0
SR	0.857231	0.865246	0.849384	907.0
macro avg	0.843079	0.843748	0.842528	4026.0
micro avg	0.849915	0.849915	0.849915	4026.0
weighted avg	0.849979	0.850146	0.849915	4026.0

The result of Model Number:Dataset Number:Featuregroup Number:Rescale of 20 : 1 : 3 : 1

	f1-score	precision	recall	support
AFIB	0.738318	0.744433	0.831614	204.0

GSVT 0.800656 0.766387 0.903327 300.0
SB 0.731028 0.728488 0.733589 892.0
SR 0.723760 0.723897 0.723628 681.0
macro avg 0.748440 0.740801 0.798039 2077.0
micro avg 0.764468 0.764468 0.764468 2077.0
weighted avg 0.739418 0.734023 0.764468 2077.0
The result of Model Number:Dataset Number:Featuregroup Number:Rescale of 20 : 1 : 4 :
0

f1-score precision recall support
AFIB 0.708055 0.779968 0.648962 204.0
GSVT 0.653884 0.699101 0.614467 300.0
SB 0.711886 0.665168 0.765674 892.0
SR 0.616149 0.648537 0.587011 681.0
macro avg 0.672493 0.698193 0.654029 2077.0
micro avg 0.673791 0.673791 0.673791 2077.0
weighted avg 0.671742 0.675892 0.673791 2077.0
The result of Model Number:Dataset Number:Featuregroup Number:Rescale of 20 : 1 : 4 :
1

f1-score precision recall support
AFIB 0.862056 0.881568 0.843499 204.0
GSVT 0.884996 0.880663 0.889411 300.0
SB 0.903101 0.900493 0.905731 892.0
SR 0.897299 0.896911 0.897700 681.0
macro avg 0.886863 0.889909 0.884085 2077.0
micro avg 0.894628 0.894628 0.894628 2077.0
weighted avg 0.894552 0.894596 0.894628 2077.0
The result of Model Number:Dataset Number:Featuregroup Number:Rescale of 20 : 1 : 5 :
0

f1-score precision recall support
AFIB 0.645631 0.640823 0.650577 875.0
GSVT 0.657672 0.660021 0.655380 691.0
SB 0.697871 0.696218 0.699533 1553.0
SR 0.681945 0.688085 0.675939 907.0
macro avg 0.670780 0.671287 0.670357 4026.0
micro avg 0.676000 0.676000 0.676000 4026.0
weighted avg 0.676030 0.676134 0.676000 4026.0
The result of Model Number:Dataset Number:Featuregroup Number:Rescale of 20 : 1 : 5 :
1

f1-score precision recall support
AFIB 0.700812 0.686659 0.715617 875.0
GSVT 0.724047 0.735560 0.713046 691.0
SB 0.770397 0.770354 0.770446 1553.0
SR 0.751719 0.758568 0.745004 907.0
macro avg 0.736744 0.737785 0.736028 4026.0

micro avg 0.742946 0.742946 0.742946 4026.0
weighted avg 0.743111 0.743537 0.742946 4026.0
The result of Model Number:Dataset Number:Featuregroup Number:Rescale of 20 : 1 : 6 :
0

	f1-score	precision	recall	support
AFIB	0.666860	0.656819	0.682765	875.0
GSVT	0.636731	0.634878	0.642163	691.0
SB	0.679947	0.633602	0.739261	1553.0
SR	0.503679	0.673269	0.417359	907.0
macro avg	0.621804	0.649642	0.620387	4026.0
micro avg	0.637797	0.637797	0.637797	4026.0
weighted avg	0.629975	0.647803	0.637797	4026.0

The result of Model Number:Dataset Number:Featuregroup Number:Rescale of 20 : 1 : 6 :
1

	f1-score	precision	recall	support
AFIB	0.836383	0.836164	0.836683	875.0
GSVT	0.853855	0.850627	0.857200	691.0
SB	0.909058	0.904953	0.913213	1553.0
SR	0.878421	0.888457	0.868643	907.0
macro avg	0.869429	0.870050	0.868935	4026.0
micro avg	0.876925	0.876925	0.876925	4026.0
weighted avg	0.876886	0.876962	0.876925	4026.0

The result of Model Number:Dataset Number:Featuregroup Number:Rescale of 20 : 1 : 7 :
0

	f1-score	precision	recall	support
AFIB	0.779693	0.817023	0.745810	204.0
GSVT	0.821227	0.812435	0.830241	300.0
SB	0.838671	0.834037	0.843366	892.0
SR	0.829197	0.828478	0.829931	681.0
macro avg	0.817197	0.822993	0.812337	2077.0
micro avg	0.827483	0.827483	0.827483	2077.0
weighted avg	0.827252	0.827423	0.827483	2077.0

The result of Model Number:Dataset Number:Featuregroup Number:Rescale of 20 : 1 : 7 :
1

	f1-score	precision	recall	support
AFIB	0.787647	0.867644	0.721912	204.0
GSVT	0.727388	0.777687	0.683540	300.0
SB	0.791910	0.739939	0.851744	892.0
SR	0.685411	0.721440	0.652997	681.0
macro avg	0.748089	0.776678	0.727548	2077.0
micro avg	0.749532	0.749532	0.749532	2077.0
weighted avg	0.747253	0.751869	0.749532	2077.0

The result of Model Number:Dataset Number:Featuregroup Number:Rescale of 20 : 1 : 8 :
0

f1-score precision recall support
AFIB 0.860547 0.878597 0.843246 204.0
GSVT 0.880510 0.875300 0.885791 300.0
SB 0.901976 0.899863 0.904099 892.0
SR 0.894357 0.894100 0.894622 681.0
macro avg 0.884347 0.886965 0.881940 2077.0
micro avg 0.892371 0.892371 0.892371 2077.0
weighted avg 0.892308 0.892337 0.892371 2077.0
The result of Model Number:Dataset Number:Featuregroup Number:Rescale of 20 : 1 : 8 :
1

f1-score precision recall support
AFIB 0.770417 0.797163 0.745512 204.0
GSVT 0.785189 0.776594 0.794074 300.0
SB 0.806092 0.800304 0.811966 892.0
SR 0.791696 0.795588 0.787855 681.0
macro avg 0.788349 0.792412 0.784852 2077.0
micro avg 0.794949 0.794949 0.794949 2077.0
weighted avg 0.794849 0.795025 0.794949 2077.0
The result of Model Number:Dataset Number:Featuregroup Number:Rescale of 20 : 1 : 9 :
0

f1-score precision recall support
AFIB 0.637802 0.707830 0.580536 204.0
GSVT 0.744721 0.735410 0.754416 300.0
SB 0.792346 0.788303 0.796432 892.0
SR 0.773784 0.762966 0.784917 681.0
macro avg 0.737163 0.748627 0.729075 2077.0
micro avg 0.765383 0.765383 0.765383 2077.0
weighted avg 0.764202 0.764452 0.765383 2077.0
The result of Model Number:Dataset Number:Featuregroup Number:Rescale of 20 : 1 : 9 :
1

f1-score precision recall support
AFIB 0.157858 0.159516 0.156234 175.0
GSVT 0.158113 0.156433 0.159829 138.2
SB 0.166520 0.165882 0.167164 310.6
SR 0.162667 0.163482 0.161859 181.4
macro avg 0.161289 0.161328 0.161272 805.2
micro avg 0.162334 0.162334 0.162334 805.2
weighted avg 0.162326 0.162336 0.162334 805.2
The result of Model Number:Dataset Number:Featuregroup Number:Rescale of 20 : 1 :
10 : 0

f1-score precision recall support
AFIB 0.628724 0.629779 0.644307 204.0
GSVT 0.622813 0.646982 0.601188 300.0
SB 0.660628 0.624399 0.701592 892.0

SR 0.572624 0.625469 0.529462 681.0
macro avg 0.621197 0.631657 0.619137 2077.0
micro avg 0.625026 0.625026 0.625026 2077.0
weighted avg 0.623178 0.628540 0.625026 2077.0
The result of Model Number:Dataset Number:Featuregroup Number:Rescale of 20 : 1 :
10 : 1

f1-score precision recall support
AFIB 0.667433 0.731673 0.613790 204.0
GSVT 0.776226 0.768250 0.784514 300.0
SB 0.822859 0.819659 0.826087 892.0
SR 0.803794 0.792679 0.815239 681.0
macro avg 0.767578 0.778065 0.759907 2077.0
micro avg 0.795674 0.795674 0.795674 2077.0
weighted avg 0.794607 0.794745 0.795674 2077.0

The result of Model Number:Dataset Number:Featuregroup Number:Rescale of 21 : 0 : 0 :
0

f1-score precision recall support
AFIB 0.648374 0.639258 0.657785 875.0
GSVT 0.662333 0.667303 0.657454 691.0
SB 0.704316 0.702246 0.706401 1553.0
SR 0.686967 0.696471 0.677730 907.0
macro avg 0.675497 0.676319 0.674842 4026.0
micro avg 0.680975 0.680975 0.680975 4026.0
weighted avg 0.681043 0.681258 0.680975 4026.0

The result of Model Number:Dataset Number:Featuregroup Number:Rescale of 21 : 0 : 0 :
1

f1-score precision recall support
AFIB 0.879993 0.919104 0.844197 204.0
GSVT 0.916664 0.909468 0.923995 300.0
SB 0.930667 0.923487 0.937967 892.0
SR 0.920370 0.921890 0.918888 681.0
macro avg 0.911923 0.918487 0.906262 2077.0
micro avg 0.920483 0.920483 0.920483 2077.0
weighted avg 0.920291 0.920508 0.920483 2077.0

The result of Model Number:Dataset Number:Featuregroup Number:Rescale of 21 : 0 : 1 :
0

f1-score precision recall support
AFIB 0.664577 0.666228 0.662979 875.0
GSVT 0.676022 0.678053 0.674089 691.0
SB 0.717138 0.712270 0.722077 1553.0
SR 0.703491 0.708713 0.698372 907.0
macro avg 0.690307 0.691316 0.689379 4026.0
micro avg 0.695656 0.695656 0.695656 4026.0
weighted avg 0.695583 0.695589 0.695656 4026.0

The result of Model Number:Dataset Number:Featuregroup Number:Rescale of 21 : 0 : 1 : 1

	f1-score	precision	recall	support
AFIB	0.748827	0.785129	0.715816	204.0
GSVT	0.780014	0.769821	0.790638	300.0
SB	0.801022	0.794931	0.807219	892.0
SR	0.778719	0.781046	0.776440	681.0
macro avg	0.777145	0.782732	0.772528	2077.0
micro avg	0.785755	0.785755	0.785755	2077.0
weighted avg	0.785548	0.785789	0.785755	2077.0

The result of Model Number:Dataset Number:Featuregroup Number:Rescale of 21 : 0 : 2 : 0

	f1-score	precision	recall	support
AFIB	0.760609	0.760971	0.760357	875.0
GSVT	0.780307	0.773553	0.787208	691.0
SB	0.833371	0.827298	0.839541	1553.0
SR	0.797768	0.813627	0.782557	907.0
macro avg	0.793014	0.793862	0.792416	4026.0
micro avg	0.800512	0.800512	0.800512	4026.0
weighted avg	0.800429	0.800578	0.800512	4026.0

The result of Model Number:Dataset Number:Featuregroup Number:Rescale of 21 : 0 : 2 : 1

	f1-score	precision	recall	support
AFIB	0.876719	0.895109	0.859093	204.0
GSVT	0.897057	0.891749	0.902437	300.0
SB	0.918927	0.916774	0.921090	892.0
SR	0.911165	0.910903	0.911435	681.0
macro avg	0.900967	0.903634	0.898514	2077.0
micro avg	0.909141	0.909141	0.909141	2077.0
weighted avg	0.909077	0.909107	0.909141	2077.0

The result of Model Number:Dataset Number:Featuregroup Number:Rescale of 21 : 0 : 3 : 0

	f1-score	precision	recall	support
AFIB	0.778386	0.791901	0.765424	204.0
GSVT	0.793725	0.791376	0.796104	300.0
SB	0.803084	0.800227	0.805965	892.0
SR	0.796555	0.797387	0.795743	681.0
macro avg	0.792937	0.795223	0.790809	2077.0
micro avg	0.797207	0.797207	0.797207	2077.0
weighted avg	0.797166	0.797200	0.797207	2077.0

The result of Model Number:Dataset Number:Featuregroup Number:Rescale of 21 : 0 : 3 : 1

	f1-score	precision	recall	support
AFIB	0.858428	0.905125	0.816533	204.0

GSVT 0.901191 0.887561 0.915283 300.0
SB 0.922607 0.916605 0.928702 892.0
SR 0.911224 0.912046 0.910426 681.0
macro avg 0.898363 0.905334 0.892736 2077.0
micro avg 0.909754 0.909754 0.909754 2077.0
weighted avg 0.909478 0.909788 0.909754 2077.0
The result of Model Number:Dataset Number:Featuregroup Number:Rescale of 21 : 0 : 4 :
0

f1-score precision recall support
AFIB 0.680515 0.676229 0.766553 204.0
GSVT 0.829558 0.825292 0.834009 300.0
SB 0.853178 0.849119 0.857286 892.0
SR 0.669222 0.671427 0.667436 681.0
macro avg 0.758118 0.755517 0.781321 2077.0
micro avg 0.782765 0.782765 0.782765 2077.0
weighted avg 0.772493 0.770435 0.782765 2077.0
The result of Model Number:Dataset Number:Featuregroup Number:Rescale of 21 : 0 : 4 :
1

f1-score precision recall support
AFIB 0.709925 0.728511 0.692588 204.0
GSVT 0.667990 0.687405 0.650007 300.0
SB 0.704873 0.680056 0.731583 892.0
SR 0.638881 0.659687 0.619476 681.0
macro avg 0.680417 0.688915 0.673413 2077.0
micro avg 0.679213 0.679213 0.679213 2077.0
weighted avg 0.678405 0.679198 0.679213 2077.0
The result of Model Number:Dataset Number:Featuregroup Number:Rescale of 21 : 0 : 5 :
0

f1-score precision recall support
AFIB 0.770856 0.772872 0.769001 204.0
GSVT 0.788248 0.785196 0.791389 300.0
SB 0.805926 0.804851 0.807008 892.0
SR 0.799471 0.801718 0.797241 681.0
macro avg 0.791125 0.791159 0.791160 2077.0
micro avg 0.797817 0.797817 0.797817 2077.0
weighted avg 0.797812 0.797844 0.797817 2077.0
The result of Model Number:Dataset Number:Featuregroup Number:Rescale of 21 : 0 : 5 :
1

f1-score precision recall support
AFIB 0.839364 0.817885 0.862079 875.0
GSVT 0.793458 0.838429 0.753250 691.0
SB 0.841343 0.774238 0.921206 1553.0
SR 0.672091 0.816343 0.571285 907.0
macro avg 0.786564 0.811724 0.776955 4026.0

micro avg 0.800696 0.800696 0.800696 4026.0
weighted avg 0.794564 0.804227 0.800696 4026.0
The result of Model Number:Dataset Number:Featuregroup Number:Rescale of 21 : 0 : 6 :
0

	f1-score	precision	recall	support
AFIB	0.693948	0.707490	0.681036	204.0
GSVT	0.711244	0.702066	0.720712	300.0
SB	0.723350	0.716198	0.730648	892.0
SR	0.708230	0.718070	0.698661	681.0
macro avg	0.709193	0.710956	0.707764	2077.0
micro avg	0.713852	0.713852	0.713852	2077.0
weighted avg	0.713756	0.713916	0.713852	2077.0

The result of Model Number:Dataset Number:Featuregroup Number:Rescale of 21 : 0 : 6 :
1

	f1-score	precision	recall	support
AFIB	0.801052	0.801953	0.800299	204.0
GSVT	0.819443	0.817614	0.821343	300.0
SB	0.836812	0.835695	0.837936	892.0
SR	0.830545	0.832636	0.828474	681.0
macro avg	0.821963	0.821974	0.822013	2077.0
micro avg	0.828740	0.828740	0.828740	2077.0
weighted avg	0.828736	0.828766	0.828740	2077.0

The result of Model Number:Dataset Number:Featuregroup Number:Rescale of 21 : 0 : 7 :
0

	f1-score	precision	recall	support
AFIB	0.673087	0.665572	0.680781	875.0
GSVT	0.686478	0.692766	0.680314	691.0
SB	0.732160	0.729776	0.734563	1553.0
SR	0.713180	0.720325	0.706178	907.0
macro avg	0.701226	0.702110	0.700459	4026.0
micro avg	0.707169	0.707169	0.707169	4026.0
weighted avg	0.707205	0.707341	0.707169	4026.0

The result of Model Number:Dataset Number:Featuregroup Number:Rescale of 21 : 0 : 7 :
1

	f1-score	precision	recall	support
AFIB	0.908405	0.915383	0.901739	204.0
GSVT	0.940394	0.939493	0.941328	300.0
SB	0.959634	0.957398	0.961889	892.0
SR	0.950802	0.952084	0.949545	681.0
macro avg	0.939809	0.941089	0.938625	2077.0
micro avg	0.948964	0.948964	0.948964	2077.0
weighted avg	0.948928	0.948943	0.948964	2077.0

The result of Model Number:Dataset Number:Featuregroup Number:Rescale of 21 : 0 : 8 :
0

f1-score precision recall support
AFIB 0.798300 0.804432 0.792442 204.0
GSVT 0.826412 0.825620 0.827233 300.0
SB 0.843320 0.841355 0.845302 892.0
SR 0.835559 0.836685 0.834454 681.0
macro avg 0.825898 0.827023 0.824858 2077.0
micro avg 0.833943 0.833943 0.833943 2077.0
weighted avg 0.833911 0.833925 0.833943 2077.0
The result of Model Number:Dataset Number:Featuregroup Number:Rescale of 21 : 0 : 8 :
1

f1-score precision recall support
AFIB 0.715958 0.729831 0.702923 204.0
GSVT 0.743721 0.737502 0.750182 300.0
SB 0.757598 0.756078 0.759127 892.0
SR 0.750374 0.751152 0.749602 681.0
macro avg 0.741913 0.743641 0.740458 2077.0
micro avg 0.749191 0.749191 0.749191 2077.0
weighted avg 0.749135 0.749202 0.749191 2077.0
The result of Model Number:Dataset Number:Featuregroup Number:Rescale of 21 : 0 : 9 :
0

f1-score precision recall support
AFIB 0.716531 0.739498 0.695161 204.0
GSVT 0.737967 0.725271 0.751225 300.0
SB 0.750733 0.743312 0.758306 892.0
SR 0.730660 0.739803 0.721756 681.0
macro avg 0.733973 0.736971 0.731612 2077.0
micro avg 0.739097 0.739097 0.739097 2077.0
weighted avg 0.738948 0.739181 0.739097 2077.0
The result of Model Number:Dataset Number:Featuregroup Number:Rescale of 21 : 0 : 9 :
1

f1-score precision recall support
AFIB 0.658303 0.683884 0.634615 875.0
GSVT 0.707697 0.702471 0.713096 691.0
SB 0.777705 0.773698 0.781759 1553.0
SR 0.731891 0.717935 0.746480 907.0
macro avg 0.718899 0.719497 0.718987 4026.0
micro avg 0.730046 0.730046 0.730046 4026.0
weighted avg 0.729418 0.729391 0.730046 4026.0
The result of Model Number:Dataset Number:Featuregroup Number:Rescale of 21 : 0 :
10 : 0

f1-score precision recall support
AFIB 0.757461 0.758653 0.756370 204.0
GSVT 0.775779 0.774569 0.777059 300.0
SB 0.791783 0.790817 0.792757 892.0

SR 0.786238 0.787747 0.784738 681.0
macro avg 0.777815 0.777947 0.777731 2077.0
micro avg 0.784287 0.784287 0.784287 2077.0
weighted avg 0.784282 0.784305 0.784287 2077.0
The result of Model Number:Dataset Number:Featuregroup Number:Rescale of 21 : 0 :
10 : 1

f1-score precision recall support
AFIB 0.815084 0.822375 0.808022 875.0
GSVT 0.830651 0.814856 0.847229 691.0
SB 0.881666 0.874028 0.889442 1553.0
SR 0.845454 0.864893 0.826907 907.0
macro avg 0.843214 0.844038 0.842900 4026.0
micro avg 0.850413 0.850413 0.850413 4026.0
weighted avg 0.850281 0.850588 0.850413 4026.0
The result of Model Number:Dataset Number:Featuregroup Number:Rescale of 21 : 1 : 0 :
0

f1-score precision recall support
AFIB 0.750489 0.721798 0.797697 875.0
GSVT 0.777634 0.750795 0.814036 691.0
SB 0.866428 0.851135 0.883233 1553.0
SR 0.733845 0.882406 0.633576 907.0
macro avg 0.782099 0.801534 0.782136 4026.0
micro avg 0.796522 0.796522 0.796522 4026.0
weighted avg 0.796121 0.812848 0.796522 4026.0
The result of Model Number:Dataset Number:Featuregroup Number:Rescale of 21 : 1 : 0 :
1

f1-score precision recall support
AFIB 0.737622 0.772938 0.705567 204.0
GSVT 0.776915 0.768598 0.785443 300.0
SB 0.793418 0.789035 0.797860 892.0
SR 0.784455 0.783775 0.785150 681.0
macro avg 0.773103 0.778586 0.768505 2077.0
micro avg 0.782834 0.782834 0.782834 2077.0
weighted avg 0.782615 0.782777 0.782834 2077.0
The result of Model Number:Dataset Number:Featuregroup Number:Rescale of 21 : 1 : 1 :
0

f1-score precision recall support
AFIB 0.714118 0.782852 0.656723 204.0
GSVT 0.830521 0.821988 0.839389 300.0
SB 0.880416 0.876992 0.883870 892.0
SR 0.860018 0.848125 0.872263 681.0
macro avg 0.821268 0.832489 0.813061 2077.0
micro avg 0.851329 0.851329 0.851329 2077.0
weighted avg 0.850188 0.850336 0.851329 2077.0

The result of Model Number:Dataset Number:Featuregroup Number:Rescale of 21 : 1 : 1 : 1

	f1-score	precision	recall	support
AFIB	0.679714	0.685762	0.673808	875.0
GSVT	0.693981	0.686365	0.701812	691.0
SB	0.746373	0.740562	0.752282	1553.0
SR	0.721570	0.731797	0.711627	907.0
macro avg	0.710409	0.711122	0.709882	4026.0
micro avg	0.717405	0.717405	0.717405	4026.0
weighted avg	0.717305	0.717375	0.717405	4026.0

The result of Model Number:Dataset Number:Featuregroup Number:Rescale of 21 : 1 : 2 : 0

	f1-score	precision	recall	support
AFIB	0.645601	0.630417	0.679677	875.0
GSVT	0.620364	0.614645	0.634501	691.0
SB	0.672827	0.625452	0.728742	1553.0
SR	0.419516	0.526141	0.349365	907.0
macro avg	0.589577	0.599164	0.598071	4026.0
micro avg	0.616435	0.616435	0.616435	4026.0
weighted avg	0.600838	0.602303	0.616435	4026.0

The result of Model Number:Dataset Number:Featuregroup Number:Rescale of 21 : 1 : 2 : 1

	f1-score	precision	recall	support
AFIB	0.821614	0.816699	0.826700	875.0
GSVT	0.828342	0.832815	0.824038	691.0
SB	0.877919	0.875352	0.880514	1553.0
SR	0.858081	0.864245	0.852022	907.0
macro avg	0.846489	0.847278	0.845818	4026.0
micro avg	0.852706	0.852706	0.852706	4026.0
weighted avg	0.852704	0.852802	0.852706	4026.0

The result of Model Number:Dataset Number:Featuregroup Number:Rescale of 21 : 1 : 3 : 0

	f1-score	precision	recall	support
AFIB	0.651999	0.671919	0.633300	875.0
GSVT	0.691912	0.689568	0.694332	691.0
SB	0.756082	0.753045	0.759148	1553.0
SR	0.716094	0.703674	0.729032	907.0
macro avg	0.704022	0.704551	0.703953	4026.0
micro avg	0.713887	0.713887	0.713887	4026.0
weighted avg	0.713439	0.713396	0.713887	4026.0

The result of Model Number:Dataset Number:Featuregroup Number:Rescale of 21 : 1 : 3 : 1

	f1-score	precision	recall	support
AFIB	0.728180	0.717215	0.745547	875.0

GSVT 0.695280 0.693256 0.701211 691.0
SB 0.742470 0.691863 0.807238 1553.0
SR 0.549993 0.735178 0.455736 907.0
macro avg 0.678981 0.709378 0.677433 4026.0
micro avg 0.696444 0.696444 0.696444 4026.0
weighted avg 0.687902 0.707370 0.696444 4026.0
The result of Model Number:Dataset Number:Featuregroup Number:Rescale of 21 : 1 : 4 :
0

f1-score precision recall support
AFIB 0.789087 0.798313 0.780223 204.0
GSVT 0.810794 0.807066 0.814579 300.0
SB 0.822274 0.819717 0.824852 892.0
SR 0.815192 0.817503 0.812929 681.0
macro avg 0.809337 0.810650 0.808146 2077.0
micro avg 0.815076 0.815076 0.815076 2077.0
weighted avg 0.815034 0.815061 0.815076 2077.0
The result of Model Number:Dataset Number:Featuregroup Number:Rescale of 21 : 1 : 4 :
1

f1-score precision recall support
AFIB 0.703834 0.711325 0.696888 204.0
GSVT 0.724518 0.719690 0.729623 300.0
SB 0.739829 0.739167 0.740492 892.0
SR 0.733590 0.734569 0.732619 681.0
macro avg 0.725443 0.726188 0.724905 2077.0
micro avg 0.732058 0.732058 0.732058 2077.0
weighted avg 0.732036 0.732112 0.732058 2077.0
The result of Model Number:Dataset Number:Featuregroup Number:Rescale of 21 : 1 : 5 :
0

f1-score precision recall support
AFIB 0.692671 0.710805 0.675755 204.0
GSVT 0.651755 0.670698 0.634209 300.0
SB 0.687741 0.663527 0.713802 892.0
SR 0.623353 0.643654 0.604420 681.0
macro avg 0.663880 0.672171 0.657046 2077.0
micro avg 0.662705 0.662705 0.662705 2077.0
weighted avg 0.661916 0.662690 0.662705 2077.0
The result of Model Number:Dataset Number:Featuregroup Number:Rescale of 21 : 1 : 5 :
1

f1-score precision recall support
AFIB 0.911785 0.941404 0.884146 204.0
GSVT 0.929070 0.920753 0.937723 300.0
SB 0.951162 0.944643 0.957773 892.0
SR 0.935650 0.939597 0.931790 681.0
macro avg 0.931917 0.936599 0.927858 2077.0

micro avg 0.939126 0.939126 0.939126 2077.0
weighted avg 0.939017 0.939220 0.939126 2077.0
The result of Model Number:Dataset Number:Featuregroup Number:Rescale of 21 : 1 : 6 :
0

	f1-score	precision	recall	support
AFIB	0.702680	0.724803	0.682039	204.0
GSVT	0.667583	0.681843	0.654019	300.0
SB	0.689294	0.665174	0.715255	892.0
SR	0.629500	0.650775	0.609617	681.0
macro avg	0.672264	0.680649	0.665232	2077.0
micro avg	0.668511	0.668511	0.668511	2077.0
weighted avg	0.667868	0.668717	0.668511	2077.0

The result of Model Number:Dataset Number:Featuregroup Number:Rescale of 21 : 1 : 6 :
1

	f1-score	precision	recall	support
AFIB	0.807461	0.816248	0.799098	204.0
GSVT	0.834787	0.831306	0.838433	300.0
SB	0.851893	0.851131	0.852657	892.0
SR	0.843842	0.843850	0.843843	681.0
macro avg	0.834496	0.835634	0.833507	2077.0
micro avg	0.842452	0.842452	0.842452	2077.0
weighted avg	0.842419	0.842454	0.842452	2077.0

The result of Model Number:Dataset Number:Featuregroup Number:Rescale of 21 : 1 : 7 :
0

	f1-score	precision	recall	support
AFIB	0.568116	0.564538	0.639943	204.0
GSVT	0.692543	0.688981	0.696259	300.0
SB	0.712262	0.708873	0.715691	892.0
SR	0.558689	0.560530	0.557197	681.0
macro avg	0.632902	0.630730	0.652273	2077.0
micro avg	0.653478	0.653478	0.653478	2077.0
weighted avg	0.644903	0.643185	0.653478	2077.0

The result of Model Number:Dataset Number:Featuregroup Number:Rescale of 21 : 1 : 7 :
1

	f1-score	precision	recall	support
AFIB	0.719516	0.698787	0.789448	875.0
GSVT	0.793004	0.790471	0.795655	691.0
SB	0.669412	0.659546	0.679631	1553.0
SR	0.801540	0.817185	0.786584	907.0
macro avg	0.745868	0.741497	0.762830	4026.0
micro avg	0.747507	0.747507	0.747507	4026.0
weighted avg	0.731281	0.726060	0.747507	4026.0

The result of Model Number:Dataset Number:Featuregroup Number:Rescale of 21 : 1 : 8 :
0

f1-score precision recall support
AFIB 0.883159 0.900173 0.867193 204.0
GSVT 0.899743 0.885124 0.915017 300.0
SB 0.914764 0.903854 0.925943 892.0
SR 0.897747 0.914579 0.881539 681.0
macro avg 0.898853 0.900932 0.897423 2077.0
micro avg 0.904035 0.904035 0.904035 2077.0
weighted avg 0.903911 0.904304 0.904035 2077.0
The result of Model Number:Dataset Number:Featuregroup Number:Rescale of 21 : 1 : 8 :
1

f1-score precision recall support
AFIB 0.780087 0.795335 0.765549 204.0
GSVT 0.801522 0.795747 0.807408 300.0
SB 0.815867 0.812692 0.819068 892.0
SR 0.806949 0.809232 0.804696 681.0
macro avg 0.801106 0.803251 0.799180 2077.0
micro avg 0.807415 0.807415 0.807415 2077.0
weighted avg 0.807356 0.807405 0.807415 2077.0
The result of Model Number:Dataset Number:Featuregroup Number:Rescale of 21 : 1 : 9 :
0

f1-score precision recall support
AFIB 0.759733 0.763203 0.756337 875.0
GSVT 0.772399 0.765866 0.779100 691.0
SB 0.816441 0.808104 0.824957 1553.0
SR 0.774304 0.790628 0.758683 907.0
macro avg 0.780719 0.781950 0.779769 4026.0
micro avg 0.787242 0.787242 0.787242 4026.0
weighted avg 0.787064 0.787159 0.787242 4026.0
The result of Model Number:Dataset Number:Featuregroup Number:Rescale of 21 : 1 : 9 :
1

f1-score precision recall support
AFIB 0.741126 0.744906 0.737407 875.0
GSVT 0.751354 0.747445 0.755369 691.0
SB 0.787536 0.786832 0.788247 1553.0
SR 0.773035 0.773665 0.772437 907.0
macro avg 0.763262 0.763212 0.763365 4026.0
micro avg 0.767993 0.767993 0.767993 4026.0
weighted avg 0.767972 0.767993 0.767993 4026.0
The result of Model Number:Dataset Number:Featuregroup Number:Rescale of 21 : 1 :
10 : 0

f1-score precision recall support
AFIB 0.697607 0.713397 0.682590 204.0
GSVT 0.716172 0.712665 0.719744 300.0
SB 0.730823 0.728712 0.732951 892.0

SR 0.726127 0.725813 0.726452 681.0
macro avg 0.717682 0.720147 0.715434 2077.0
micro avg 0.723966 0.723966 0.723966 2077.0
weighted avg 0.723905 0.723940 0.723966 2077.0
The result of Model Number:Dataset Number:Featuregroup Number:Rescale of 21 : 1 :
10 : 1

f1-score precision recall support
AFIB 0.711372 0.701928 0.721129 875.0
GSVT 0.725811 0.732692 0.719090 691.0
SB 0.772367 0.770540 0.774206 1553.0
SR 0.751414 0.759315 0.743706 907.0
macro avg 0.740241 0.741119 0.739533 4026.0
micro avg 0.746339 0.746339 0.746339 4026.0
weighted avg 0.746399 0.746603 0.746339 4026.0

The result of Model Number:Dataset Number:Featuregroup Number:Rescale of 22 : 0 : 0 :
0

f1-score precision recall support
AFIB 0.903121 0.911857 0.894714 204.0
GSVT 0.935078 0.933235 0.936945 300.0
SB 0.954623 0.952932 0.956333 892.0
SR 0.945823 0.946280 0.945406 681.0
macro avg 0.934661 0.936076 0.933349 2077.0
micro avg 0.943897 0.943897 0.943897 2077.0
weighted avg 0.943856 0.943872 0.943897 2077.0

The result of Model Number:Dataset Number:Featuregroup Number:Rescale of 22 : 0 : 0 :
1

f1-score precision recall support
AFIB 0.856048 0.861645 0.850575 204.0
GSVT 0.877496 0.875475 0.879537 300.0
SB 0.893159 0.891870 0.894459 892.0
SR 0.886120 0.887046 0.885212 681.0
macro avg 0.878206 0.879009 0.877446 2077.0
micro avg 0.884962 0.884962 0.884962 2077.0
weighted avg 0.884944 0.884952 0.884962 2077.0

The result of Model Number:Dataset Number:Featuregroup Number:Rescale of 22 : 0 : 1 :
0

f1-score precision recall support
AFIB 0.694954 0.696717 0.693224 875.0
GSVT 0.707217 0.699556 0.715077 691.0
SB 0.745368 0.736936 0.754006 1553.0
SR 0.711288 0.730762 0.692855 907.0
macro avg 0.714707 0.715993 0.713790 4026.0
micro avg 0.720338 0.720338 0.720338 4026.0
weighted avg 0.720185 0.720388 0.720338 4026.0

The result of Model Number:Dataset Number:Featuregroup Number:Rescale of 22 : 0 : 1 : 1

	f1-score	precision	recall	support
AFIB	0.787477	0.779556	0.795582	875.0
GSVT	0.794524	0.801598	0.787632	691.0
SB	0.840571	0.837991	0.843168	1553.0
SR	0.824294	0.831509	0.817206	907.0
macro avg	0.811716	0.812664	0.810897	4026.0
micro avg	0.817445	0.817445	0.817445	4026.0
weighted avg	0.817461	0.817584	0.817445	4026.0

The result of Model Number:Dataset Number:Featuregroup Number:Rescale of 22 : 0 : 2 : 0

	f1-score	precision	recall	support
AFIB	0.747030	0.727913	0.767246	875.0
GSVT	0.706174	0.746198	0.670389	691.0
SB	0.748791	0.689068	0.819869	1553.0
SR	0.598158	0.726541	0.508441	907.0
macro avg	0.700038	0.722430	0.691486	4026.0
micro avg	0.712616	0.712616	0.712616	4026.0
weighted avg	0.707158	0.715758	0.712616	4026.0

The result of Model Number:Dataset Number:Featuregroup Number:Rescale of 22 : 0 : 2 : 1

	f1-score	precision	recall	support
AFIB	0.725034	0.717926	0.775206	204.0
GSVT	0.650105	0.642876	0.657660	300.0
SB	0.835425	0.829341	0.841604	892.0
SR	0.821414	0.827103	0.815869	681.0
macro avg	0.757994	0.754312	0.772585	2077.0
micro avg	0.800076	0.800076	0.800076	2077.0
weighted avg	0.793221	0.790731	0.800076	2077.0

The result of Model Number:Dataset Number:Featuregroup Number:Rescale of 22 : 0 : 3 : 0

	f1-score	precision	recall	support
AFIB	0.842594	0.868545	0.818317	204.0
GSVT	0.864089	0.853511	0.875027	300.0
SB	0.887560	0.882286	0.892926	892.0
SR	0.872599	0.876903	0.868371	681.0
macro avg	0.866710	0.870311	0.863660	2077.0
micro avg	0.874962	0.874962	0.874962	2077.0
weighted avg	0.874848	0.875015	0.874962	2077.0

The result of Model Number:Dataset Number:Featuregroup Number:Rescale of 22 : 0 : 3 : 1

	f1-score	precision	recall	support
AFIB	0.720045	0.792691	0.660018	204.0

GSVT 0.849144 0.837423 0.861332 300.0
SB 0.901626 0.898618 0.904658 892.0
SR 0.878536 0.866382 0.891048 681.0
macro avg 0.837338 0.848778 0.829264 2077.0
micro avg 0.869910 0.869910 0.869910 2077.0
weighted avg 0.868640 0.868805 0.869910 2077.0
The result of Model Number:Dataset Number:Featuregroup Number:Rescale of 22 : 0 : 4 :
0

f1-score precision recall support
AFIB 0.785552 0.774398 0.797120 875.0
GSVT 0.814040 0.824425 0.804037 691.0
SB 0.865101 0.863831 0.866382 1553.0
SR 0.843549 0.849876 0.837317 907.0
macro avg 0.827060 0.828133 0.826214 4026.0
micro avg 0.834080 0.834080 0.834080 4026.0
weighted avg 0.834193 0.834487 0.834080 4026.0
The result of Model Number:Dataset Number:Featuregroup Number:Rescale of 22 : 0 : 4 :
1

f1-score precision recall support
AFIB 0.785233 0.765139 0.806484 875.0
GSVT 0.742288 0.784359 0.704673 691.0
SB 0.787085 0.724308 0.861797 1553.0
SR 0.628748 0.763697 0.534443 907.0
macro avg 0.735839 0.759376 0.726850 4026.0
micro avg 0.749060 0.749060 0.749060 4026.0
weighted avg 0.743323 0.752363 0.749060 4026.0
The result of Model Number:Dataset Number:Featuregroup Number:Rescale of 22 : 0 : 5 :
0

f1-score precision recall support
AFIB 0.691247 0.721584 0.663532 204.0
GSVT 0.643506 0.648139 0.639203 300.0
SB 0.667366 0.633853 0.704624 892.0
SR 0.592059 0.631149 0.557653 681.0
macro avg 0.648545 0.658681 0.641253 2077.0
micro avg 0.642950 0.642950 0.642950 2077.0
weighted avg 0.641574 0.643647 0.642950 2077.0
The result of Model Number:Dataset Number:Featuregroup Number:Rescale of 22 : 0 : 5 :
1

f1-score precision recall support
AFIB 0.725964 0.767262 0.689366 204.0
GSVT 0.767180 0.758732 0.775857 300.0
SB 0.778592 0.770845 0.786523 892.0
SR 0.769547 0.772178 0.767056 681.0
macro avg 0.760321 0.767254 0.754701 2077.0

micro avg 0.769057 0.769057 0.769057 2077.0
weighted avg 0.768809 0.769181 0.769057 2077.0
The result of Model Number:Dataset Number:Featuregroup Number:Rescale of 22 : 0 : 6 :
0

	f1-score	precision	recall	support
AFIB	0.654011	0.646297	0.661944	875.0
GSVT	0.665090	0.669298	0.660958	691.0
SB	0.709114	0.708161	0.710073	1553.0
SR	0.691693	0.698246	0.685286	907.0
macro avg	0.679977	0.680501	0.679565	4026.0
micro avg	0.685599	0.685599	0.685599	4026.0
weighted avg	0.685658	0.685812	0.685599	4026.0

The result of Model Number:Dataset Number:Featuregroup Number:Rescale of 22 : 0 : 6 :
1

	f1-score	precision	recall	support
AFIB	0.691245	0.704757	0.678363	204.0
GSVT	0.710239	0.705122	0.715455	300.0
SB	0.722950	0.720137	0.725787	892.0
SR	0.715048	0.717072	0.713051	681.0
macro avg	0.709871	0.711772	0.708164	2077.0
micro avg	0.715461	0.715461	0.715461	2077.0
weighted avg	0.715409	0.715453	0.715461	2077.0

The result of Model Number:Dataset Number:Featuregroup Number:Rescale of 22 : 0 : 7 :
0

	f1-score	precision	recall	support
AFIB	0.866709	0.886326	0.848052	204.0
GSVT	0.889773	0.885417	0.894212	300.0
SB	0.907976	0.905354	0.910620	892.0
SR	0.902142	0.901752	0.902546	681.0
macro avg	0.891650	0.894712	0.888857	2077.0
micro avg	0.899457	0.899457	0.899457	2077.0
weighted avg	0.899381	0.899424	0.899457	2077.0

The result of Model Number:Dataset Number:Featuregroup Number:Rescale of 22 : 0 : 7 :
1

	f1-score	precision	recall	support
AFIB	0.758557	0.748487	0.768961	875.0
GSVT	0.773953	0.781290	0.766786	691.0
SB	0.823597	0.821649	0.825558	1553.0
SR	0.801254	0.809679	0.793036	907.0
macro avg	0.789340	0.790276	0.788585	4026.0
micro avg	0.795843	0.795843	0.795843	4026.0
weighted avg	0.795907	0.796125	0.795843	4026.0

The result of Model Number:Dataset Number:Featuregroup Number:Rescale of 22 : 0 : 8 :
0

f1-score precision recall support
AFIB 0.777402 0.855834 0.712593 204.0
GSVT 0.916784 0.904129 0.929944 300.0
SB 0.973446 0.970199 0.976720 892.0
SR 0.948518 0.935395 0.962027 681.0
macro avg 0.904037 0.916389 0.895321 2077.0
micro avg 0.939204 0.939204 0.939204 2077.0
weighted avg 0.937833 0.938012 0.939204 2077.0
The result of Model Number:Dataset Number:Featuregroup Number:Rescale of 22 : 0 : 8 :
1

f1-score precision recall support
AFIB 0.899853 0.890802 0.909115 875.0
GSVT 0.907906 0.915989 0.900030 691.0
SB 0.960524 0.957576 0.963492 1553.0
SR 0.941924 0.950169 0.933824 907.0
macro avg 0.927552 0.928634 0.926615 4026.0
micro avg 0.934098 0.934098 0.934098 4026.0
weighted avg 0.934117 0.934257 0.934098 4026.0
The result of Model Number:Dataset Number:Featuregroup Number:Rescale of 22 : 0 : 9 :
0

f1-score precision recall support
AFIB 0.888886 0.911777 0.867151 204.0
GSVT 0.815708 0.779398 0.920526 300.0
SB 0.935852 0.933663 0.938055 892.0
SR 0.742429 0.742569 0.742299 681.0
macro avg 0.845719 0.841852 0.867008 2077.0
micro avg 0.864375 0.864375 0.864375 2077.0
weighted avg 0.850467 0.846576 0.864375 2077.0
The result of Model Number:Dataset Number:Featuregroup Number:Rescale of 22 : 0 : 9 :
1

f1-score precision recall support
AFIB 0.828029 0.841795 0.814896 204.0
GSVT 0.843907 0.837911 0.850051 300.0
SB 0.863481 0.858628 0.868408 892.0
SR 0.852480 0.857695 0.847355 681.0
macro avg 0.846974 0.849007 0.845178 2077.0
micro avg 0.853598 0.853598 0.853598 2077.0
weighted avg 0.853564 0.853677 0.853598 2077.0
The result of Model Number:Dataset Number:Featuregroup Number:Rescale of 22 : 0 :
10 : 0

f1-score precision recall support
AFIB 0.844601 0.836773 0.852624 875.0
GSVT 0.859769 0.864438 0.855165 691.0
SB 0.910974 0.908874 0.913085 1553.0

SR 0.889750 0.897960 0.881716 907.0
macro avg 0.876274 0.877012 0.875647 4026.0
micro avg 0.882936 0.882936 0.882936 4026.0
weighted avg 0.882979 0.883119 0.882936 4026.0
The result of Model Number:Dataset Number:Featuregroup Number:Rescale of 22 : 0 :

10 : 1

f1-score precision recall support

AFIB 0.670012 0.695526 0.646450 204.0
GSVT 0.691359 0.684391 0.698501 300.0
SB 0.705197 0.701686 0.708753 892.0
SR 0.696679 0.697117 0.696264 681.0
macro avg 0.690812 0.694680 0.687492 2077.0
micro avg 0.697058 0.697058 0.697058 2077.0
weighted avg 0.696949 0.697085 0.697058 2077.0

The result of Model Number:Dataset Number:Featuregroup Number:Rescale of 22 : 1 : 0 :
0

f1-score precision recall support

AFIB 0.760006 0.759097 0.761046 875.0
GSVT 0.774821 0.777487 0.772254 691.0
SB 0.820651 0.815596 0.825776 1553.0
SR 0.803951 0.811803 0.796338 907.0
macro avg 0.789857 0.790996 0.788854 4026.0
micro avg 0.795890 0.795890 0.795890 4026.0
weighted avg 0.795842 0.795921 0.795890 4026.0

The result of Model Number:Dataset Number:Featuregroup Number:Rescale of 22 : 1 : 0 :
1

f1-score precision recall support

AFIB 0.673817 0.648057 0.716202 875.0
GSVT 0.698188 0.674092 0.730872 691.0
SB 0.777911 0.764180 0.792999 1553.0
SR 0.658873 0.792257 0.568848 907.0
macro avg 0.702197 0.719646 0.702230 4026.0
micro avg 0.715147 0.715147 0.715147 4026.0
weighted avg 0.714787 0.729805 0.715147 4026.0

The result of Model Number:Dataset Number:Featuregroup Number:Rescale of 22 : 1 : 1 :
0

f1-score precision recall support

AFIB 0.851547 0.833254 0.870708 875.0
GSVT 0.881867 0.894656 0.869497 691.0
SB 0.938782 0.938603 0.938964 1553.0
SR 0.915253 0.925891 0.904862 907.0
macro avg 0.896862 0.898101 0.896008 4026.0
micro avg 0.904524 0.904524 0.904524 4026.0
weighted avg 0.904753 0.905300 0.904524 4026.0

The result of Model Number:Dataset Number:Featuregroup Number:Rescale of 22 : 1 : 1 : 1

	f1-score	precision	recall	support
AFIB	0.837411	0.839491	0.835398	875.0
GSVT	0.851833	0.854392	0.849396	691.0
SB	0.903641	0.897507	0.909865	1553.0
SR	0.886445	0.893026	0.879995	907.0
macro avg	0.869833	0.871104	0.868664	4026.0
micro avg	0.876573	0.876573	0.876573	4026.0
weighted avg	0.876481	0.876489	0.876573	4026.0

The result of Model Number:Dataset Number:Featuregroup Number:Rescale of 22 : 1 : 2 : 0

	f1-score	precision	recall	support
AFIB	0.846679	0.845904	0.847557	875.0
GSVT	0.864034	0.862358	0.865807	691.0
SB	0.916852	0.914810	0.918918	1553.0
SR	0.891827	0.897646	0.886117	907.0
macro avg	0.879848	0.880179	0.879600	4026.0
micro avg	0.886903	0.886903	0.886903	4026.0
weighted avg	0.886898	0.886965	0.886903	4026.0

The result of Model Number:Dataset Number:Featuregroup Number:Rescale of 22 : 1 : 2 : 1

	f1-score	precision	recall	support
AFIB	0.798628	0.809295	0.788463	204.0
GSVT	0.812736	0.807785	0.817872	300.0
SB	0.832327	0.831589	0.833072	892.0
SR	0.826177	0.826302	0.826057	681.0
macro avg	0.817467	0.818743	0.816366	2077.0
micro avg	0.824195	0.824195	0.824195	2077.0
weighted avg	0.824171	0.824228	0.824195	2077.0

The result of Model Number:Dataset Number:Featuregroup Number:Rescale of 22 : 1 : 3 : 0

	f1-score	precision	recall	support
AFIB	0.739760	0.793230	0.693553	204.0
GSVT	0.700706	0.704496	0.697243	300.0
SB	0.731901	0.688014	0.781786	892.0
SR	0.642664	0.693579	0.598796	681.0
macro avg	0.703758	0.719830	0.692844	2077.0
micro avg	0.700910	0.700910	0.700910	2077.0
weighted avg	0.698909	0.702554	0.700910	2077.0

The result of Model Number:Dataset Number:Featuregroup Number:Rescale of 22 : 1 : 3 : 1

	f1-score	precision	recall	support
AFIB	0.739637	0.740962	0.738341	875.0

GSVT 0.708252 0.711973 0.704590 691.0
SB 0.749159 0.707948 0.795471 1553.0
SR 0.622180 0.700309 0.559789 907.0
macro avg 0.704807 0.715298 0.699548 4026.0
micro avg 0.714360 0.714360 0.714360 4026.0
weighted avg 0.711462 0.714093 0.714360 4026.0
The result of Model Number:Dataset Number:Featuregroup Number:Rescale of 22 : 1 : 4 :
0

f1-score precision recall support

AFIB 0.867532 0.855516 0.879926 875.0
GSVT 0.886774 0.893951 0.879716 691.0
SB 0.941300 0.938595 0.944026 1553.0
SR 0.918401 0.930354 0.906760 907.0
macro avg 0.903502 0.904604 0.902607 4026.0
micro avg 0.910661 0.910661 0.910661 4026.0
weighted avg 0.910750 0.911020 0.910661 4026.0

The result of Model Number:Dataset Number:Featuregroup Number:Rescale of 22 : 1 : 4 :
1

f1-score precision recall support

AFIB 0.848856 0.858565 0.839693 204.0
GSVT 0.868725 0.863585 0.873942 300.0
SB 0.833960 0.803155 0.885959 892.0
SR 0.699561 0.702947 0.696226 681.0
macro avg 0.812776 0.807063 0.823955 2077.0
micro avg 0.817470 0.817470 0.817470 2077.0
weighted avg 0.796379 0.784470 0.817470 2077.0

The result of Model Number:Dataset Number:Featuregroup Number:Rescale of 22 : 1 : 5 :
0

f1-score precision recall support

AFIB 0.815688 0.804358 0.827420 875.0
GSVT 0.844837 0.856107 0.833969 691.0
SB 0.897491 0.895652 0.899340 1553.0
SR 0.874132 0.880886 0.867481 907.0
macro avg 0.858037 0.859251 0.857053 4026.0
micro avg 0.865312 0.865312 0.865312 4026.0
weighted avg 0.865412 0.865697 0.865312 4026.0

The result of Model Number:Dataset Number:Featuregroup Number:Rescale of 22 : 1 : 5 :
1

f1-score precision recall support

AFIB 0.823006 0.840269 0.806460 204.0
GSVT 0.842098 0.837116 0.847149 300.0
SB 0.862628 0.860607 0.864658 892.0
SR 0.855341 0.855095 0.855595 681.0
macro avg 0.845768 0.848272 0.843465 2077.0

micro avg 0.853441 0.853441 0.853441 2077.0
weighted avg 0.853382 0.853409 0.853441 2077.0
The result of Model Number:Dataset Number:Featuregroup Number:Rescale of 22 : 1 : 6 :
0

	f1-score	precision	recall	support
AFIB	0.779538	0.832765	0.733040	204.0
GSVT	0.824050	0.807257	0.841627	300.0
SB	0.844489	0.837085	0.852056	892.0
SR	0.823658	0.826401	0.821007	681.0
macro avg	0.817934	0.825877	0.811933	2077.0
micro avg	0.828680	0.828680	0.828680	2077.0
weighted avg	0.828327	0.828850	0.828680	2077.0

The result of Model Number:Dataset Number:Featuregroup Number:Rescale of 22 : 1 : 6 :
1

	f1-score	precision	recall	support
AFIB	0.683901	0.714296	0.656082	204.0
GSVT	0.712400	0.706808	0.718098	300.0
SB	0.723283	0.717703	0.728956	892.0
SR	0.715281	0.716462	0.714129	681.0
macro avg	0.708716	0.713817	0.704316	2077.0
micro avg	0.715369	0.715369	0.715369	2077.0
weighted avg	0.715219	0.715388	0.715369	2077.0

The result of Model Number:Dataset Number:Featuregroup Number:Rescale of 22 : 1 : 7 :
0

	f1-score	precision	recall	support
AFIB	0.832324	0.897196	0.776587	204.0
GSVT	0.857706	0.872225	0.843699	300.0
SB	0.909007	0.900641	0.917558	892.0
SR	0.872828	0.860171	0.885903	681.0
macro avg	0.867966	0.882558	0.855937	2077.0
micro avg	0.882665	0.882665	0.882665	2077.0
weighted avg	0.882203	0.882929	0.882665	2077.0

The result of Model Number:Dataset Number:Featuregroup Number:Rescale of 22 : 1 : 7 :
1

	f1-score	precision	recall	support
AFIB	0.571943	0.634740	0.520590	204.0
GSVT	0.667821	0.659472	0.676515	300.0
SB	0.710529	0.706903	0.714192	892.0
SR	0.693884	0.684183	0.703867	681.0
macro avg	0.661044	0.671324	0.653791	2077.0
micro avg	0.686349	0.686349	0.686349	2077.0
weighted avg	0.685291	0.685515	0.686349	2077.0

The result of Model Number:Dataset Number:Featuregroup Number:Rescale of 22 : 1 : 8 :
0

f1-score precision recall support
AFIB 0.863408 0.867813 0.859076 875.0
GSVT 0.875324 0.870770 0.880002 691.0
SB 0.917476 0.916656 0.918304 1553.0
SR 0.900582 0.901316 0.899886 907.0
macro avg 0.889198 0.889139 0.889317 4026.0
micro avg 0.894708 0.894708 0.894708 4026.0
weighted avg 0.894684 0.894709 0.894708 4026.0
The result of Model Number:Dataset Number:Featuregroup Number:Rescale of 22 : 1 : 8 :
1

f1-score precision recall support
AFIB 0.920468 0.939775 0.901962 204.0
GSVT 0.941821 0.936248 0.947469 300.0
SB 0.964781 0.962522 0.967052 892.0
SR 0.956632 0.956357 0.956916 681.0
macro avg 0.945925 0.948726 0.943350 2077.0
micro avg 0.954507 0.954507 0.954507 2077.0
weighted avg 0.954441 0.954472 0.954507 2077.0
The result of Model Number:Dataset Number:Featuregroup Number:Rescale of 22 : 1 : 9 :
0

f1-score precision recall support
AFIB 0.637302 0.632197 0.642565 875.0
GSVT 0.654902 0.656020 0.653865 691.0
SB 0.694300 0.692439 0.696177 1553.0
SR 0.675330 0.683191 0.667662 907.0
macro avg 0.665459 0.665962 0.665067 4026.0
micro avg 0.670839 0.670839 0.670839 4026.0
weighted avg 0.670877 0.671012 0.670839 4026.0
The result of Model Number:Dataset Number:Featuregroup Number:Rescale of 22 : 1 : 9 :
1

f1-score precision recall support
AFIB 0.792623 0.795299 0.789992 875.0
GSVT 0.790529 0.784961 0.796249 691.0
SB 0.831782 0.824062 0.839654 1553.0
SR 0.800160 0.815580 0.785351 907.0
macro avg 0.803773 0.804976 0.802811 4026.0
micro avg 0.809177 0.809177 0.809177 4026.0
weighted avg 0.809067 0.809189 0.809177 4026.0
The result of Model Number:Dataset Number:Featuregroup Number:Rescale of 22 : 1 :
10 : 0

f1-score precision recall support
AFIB 0.725650 0.731979 0.719611 204.0
GSVT 0.750745 0.749520 0.751993 300.0
SB 0.766703 0.764833 0.768591 892.0

SR 0.759674 0.760819 0.758558 681.0
macro avg 0.750693 0.751787 0.749688 2077.0
micro avg 0.758093 0.758093 0.758093 2077.0
weighted avg 0.758061 0.758078 0.758093 2077.0
The result of Model Number:Dataset Number:Featuregroup Number:Rescale of 22 : 1 :
10 : 1

f1-score precision recall support
AFIB 0.592576 0.654557 0.541491 204.0
GSVT 0.697125 0.687920 0.706653 300.0
SB 0.739298 0.736425 0.742198 892.0
SR 0.721533 0.711250 0.732126 681.0
macro avg 0.687633 0.697538 0.680617 2077.0
micro avg 0.714048 0.714048 0.714048 2077.0
weighted avg 0.712971 0.713124 0.714048 2077.0

The result of Model Number:Dataset Number:Featuregroup Number:Rescale of 23 : 0 : 0 :
0

f1-score precision recall support
AFIB 0.836724 0.891242 0.788862 204.0
GSVT 0.873379 0.851912 0.896076 300.0
SB 0.898993 0.887445 0.910878 892.0
SR 0.875643 0.886099 0.865489 681.0
macro avg 0.871185 0.879174 0.865326 2077.0
micro avg 0.881874 0.881874 0.881874 2077.0
weighted avg 0.881522 0.882244 0.881874 2077.0

The result of Model Number:Dataset Number:Featuregroup Number:Rescale of 23 : 0 : 0 :
1

f1-score precision recall support
AFIB 0.669673 0.675778 0.663765 204.0
GSVT 0.687149 0.684900 0.689435 300.0
SB 0.699711 0.699245 0.700181 892.0
SR 0.693557 0.693358 0.693767 681.0
macro avg 0.687523 0.688320 0.686787 2077.0
micro avg 0.692949 0.692949 0.692949 2077.0
weighted avg 0.692929 0.692938 0.692949 2077.0

The result of Model Number:Dataset Number:Featuregroup Number:Rescale of 23 : 0 : 1 :
0

f1-score precision recall support
AFIB 0.827328 0.816688 0.838308 875.0
GSVT 0.844170 0.851159 0.837329 691.0
SB 0.902587 0.898570 0.906651 1553.0
SR 0.876902 0.889871 0.864326 907.0
macro avg 0.862747 0.864072 0.861654 4026.0
micro avg 0.870364 0.870364 0.870364 4026.0
weighted avg 0.870418 0.870677 0.870364 4026.0

The result of Model Number:Dataset Number:Featuregroup Number:Rescale of 23 : 0 : 1 : 1

	f1-score	precision	recall	support
AFIB	0.845408	0.863782	0.828031	204.0
GSVT	0.880306	0.875113	0.885585	300.0
SB	0.899219	0.897224	0.901232	892.0
SR	0.890204	0.889702	0.890729	681.0
macro avg	0.878784	0.881455	0.876394	2077.0
micro avg	0.888339	0.888339	0.888339	2077.0
weighted avg	0.888246	0.888280	0.888339	2077.0

The result of Model Number:Dataset Number:Featuregroup Number:Rescale of 23 : 0 : 2 : 0

	f1-score	precision	recall	support
AFIB	0.865217	0.901810	0.831765	204.0
GSVT	0.796802	0.798197	0.807364	300.0
SB	0.857831	0.816964	0.903833	892.0
SR	0.758364	0.819445	0.707130	681.0
macro avg	0.819553	0.834104	0.812523	2077.0
micro avg	0.818326	0.818326	0.818326	2077.0
weighted avg	0.817128	0.823400	0.818326	2077.0

The result of Model Number:Dataset Number:Featuregroup Number:Rescale of 23 : 0 : 2 : 1

	f1-score	precision	recall	support
AFIB	0.831264	0.851010	0.812490	204.0
GSVT	0.858569	0.850519	0.866863	300.0
SB	0.877007	0.876027	0.877991	892.0
SR	0.868543	0.867670	0.869431	681.0
macro avg	0.858846	0.861306	0.856694	2077.0
micro avg	0.867144	0.867144	0.867144	2077.0
weighted avg	0.867076	0.867145	0.867144	2077.0

The result of Model Number:Dataset Number:Featuregroup Number:Rescale of 23 : 0 : 3 : 0

	f1-score	precision	recall	support
AFIB	0.718734	0.725163	0.712507	875.0
GSVT	0.732461	0.718533	0.747079	691.0
SB	0.777446	0.770711	0.784303	1553.0
SR	0.745514	0.762656	0.729160	907.0
macro avg	0.743539	0.744266	0.743262	4026.0
micro avg	0.749887	0.749887	0.749887	4026.0
weighted avg	0.749771	0.750041	0.749887	4026.0

The result of Model Number:Dataset Number:Featuregroup Number:Rescale of 23 : 0 : 3 : 1

	f1-score	precision	recall	support
AFIB	0.641421	0.633232	0.649862	875.0

GSVT 0.652679 0.656422 0.648997 691.0
SB 0.698653 0.695719 0.701619 1553.0
SR 0.678081 0.689057 0.667462 907.0
macro avg 0.667709 0.668607 0.666985 4026.0
micro avg 0.673643 0.673643 0.673643 4026.0
weighted avg 0.673689 0.673893 0.673643 4026.0
The result of Model Number:Dataset Number:Featuregroup Number:Rescale of 23 : 0 : 4 :
0

f1-score precision recall support
AFIB 0.804819 0.809624 0.800094 204.0
GSVT 0.824595 0.821054 0.828167 300.0
SB 0.838717 0.837502 0.839938 892.0
SR 0.831048 0.832765 0.829342 681.0
macro avg 0.824795 0.825236 0.824385 2077.0
micro avg 0.830850 0.830850 0.830850 2077.0
weighted avg 0.830833 0.830835 0.830850 2077.0
The result of Model Number:Dataset Number:Featuregroup Number:Rescale of 23 : 0 : 4 :
1

f1-score precision recall support
AFIB 0.767351 0.765224 0.769547 875.0
GSVT 0.773424 0.777112 0.769847 691.0
SB 0.809639 0.807052 0.812245 1553.0
SR 0.796695 0.800543 0.792921 907.0
macro avg 0.786777 0.787483 0.786140 4026.0
micro avg 0.791335 0.791335 0.791335 4026.0
weighted avg 0.791316 0.791356 0.791335 4026.0
The result of Model Number:Dataset Number:Featuregroup Number:Rescale of 23 : 0 : 5 :
0

f1-score precision recall support
AFIB 0.853699 0.871679 0.836580 204.0
GSVT 0.880241 0.872200 0.888453 300.0
SB 0.894617 0.892623 0.896623 892.0
SR 0.883986 0.884910 0.883073 681.0
macro avg 0.878136 0.880353 0.876182 2077.0
micro avg 0.885103 0.885103 0.885103 2077.0
weighted avg 0.885036 0.885087 0.885103 2077.0
The result of Model Number:Dataset Number:Featuregroup Number:Rescale of 23 : 0 : 5 :
1

f1-score precision recall support
AFIB 0.706421 0.727844 0.686252 875.0
GSVT 0.754114 0.748885 0.759458 691.0
SB 0.825093 0.821937 0.828279 1553.0
SR 0.780339 0.768627 0.792459 907.0
macro avg 0.766492 0.766823 0.766612 4026.0

micro avg 0.777530 0.777530 0.777530 4026.0
weighted avg 0.777036 0.776939 0.777530 4026.0
The result of Model Number:Dataset Number:Featuregroup Number:Rescale of 23 : 0 : 6 :
0

	f1-score	precision	recall	support
AFIB	0.664532	0.661830	0.667273	875.0
GSVT	0.674245	0.678321	0.670244	691.0
SB	0.711119	0.710253	0.711989	1553.0
SR	0.696283	0.697386	0.695204	907.0
macro avg	0.686545	0.686948	0.686178	4026.0
micro avg	0.691324	0.691324	0.691324	4026.0
weighted avg	0.691323	0.691349	0.691324	4026.0

The result of Model Number:Dataset Number:Featuregroup Number:Rescale of 23 : 0 : 6 :
1

	f1-score	precision	recall	support
AFIB	0.874316	0.880206	0.868633	875.0
GSVT	0.889919	0.877559	0.902797	691.0
SB	0.948306	0.941812	0.954898	1553.0
SR	0.909876	0.925593	0.894734	907.0
macro avg	0.905604	0.906293	0.905265	4026.0
micro avg	0.913653	0.913653	0.913653	4026.0
weighted avg	0.913546	0.913741	0.913653	4026.0

The result of Model Number:Dataset Number:Featuregroup Number:Rescale of 23 : 0 : 7 :
0

	f1-score	precision	recall	support
AFIB	0.621223	0.635380	0.607783	875.0
GSVT	0.661061	0.662368	0.659980	691.0
SB	0.723245	0.719286	0.727249	1553.0
SR	0.683575	0.675283	0.692168	907.0
macro avg	0.672276	0.673079	0.671795	4026.0
micro avg	0.681836	0.681836	0.681836	4026.0
weighted avg	0.681462	0.681368	0.681836	4026.0

The result of Model Number:Dataset Number:Featuregroup Number:Rescale of 23 : 0 : 7 :
1

	f1-score	precision	recall	support
AFIB	0.799693	0.820629	0.780164	204.0
GSVT	0.752456	0.774325	0.732198	300.0
SB	0.794002	0.766047	0.824089	892.0
SR	0.719666	0.743103	0.697807	681.0
macro avg	0.766454	0.776026	0.758565	2077.0
micro avg	0.765097	0.765097	0.765097	2077.0
weighted avg	0.764187	0.765081	0.765097	2077.0

The result of Model Number:Dataset Number:Featuregroup Number:Rescale of 23 : 0 : 8 :
0

f1-score precision recall support
AFIB 0.845162 0.868946 0.822818 204.0
GSVT 0.867012 0.860926 0.873348 300.0
SB 0.890854 0.887290 0.894449 892.0
SR 0.879013 0.879563 0.878491 681.0
macro avg 0.870510 0.874181 0.867276 2077.0
micro avg 0.879133 0.879133 0.879133 2077.0
weighted avg 0.879040 0.879147 0.879133 2077.0
The result of Model Number:Dataset Number:Featuregroup Number:Rescale of 23 : 0 : 8 :
1

f1-score precision recall support
AFIB 0.735072 0.730265 0.740007 875.0
GSVT 0.756920 0.763360 0.750688 691.0
SB 0.805843 0.804088 0.807608 1553.0
SR 0.786204 0.789361 0.783084 907.0
macro avg 0.771010 0.771769 0.770347 4026.0
micro avg 0.777621 0.777621 0.777621 4026.0
weighted avg 0.777641 0.777736 0.777621 4026.0
The result of Model Number:Dataset Number:Featuregroup Number:Rescale of 23 : 0 : 9 :
0

f1-score precision recall support
AFIB 0.680265 0.698651 0.662963 204.0
GSVT 0.685872 0.675776 0.696369 300.0
SB 0.699158 0.691720 0.706760 892.0
SR 0.686190 0.695619 0.677025 681.0
macro avg 0.687871 0.690442 0.685779 2077.0
micro avg 0.691208 0.691208 0.691208 2077.0
weighted avg 0.691132 0.691376 0.691208 2077.0
The result of Model Number:Dataset Number:Featuregroup Number:Rescale of 23 : 0 : 9 :
1

f1-score precision recall support
AFIB 0.833374 0.842442 0.824742 204.0
GSVT 0.861576 0.857983 0.865339 300.0
SB 0.879232 0.878445 0.880020 892.0
SR 0.870922 0.870930 0.870922 681.0
macro avg 0.861276 0.862450 0.860256 2077.0
micro avg 0.869487 0.869487 0.869487 2077.0
weighted avg 0.869453 0.869489 0.869487 2077.0
The result of Model Number:Dataset Number:Featuregroup Number:Rescale of 23 : 0 :
10 : 0

f1-score precision recall support
AFIB 0.838628 0.835217 0.842087 875.0
GSVT 0.850886 0.856030 0.845837 691.0
SB 0.897419 0.896327 0.898518 1553.0

SR 0.878698 0.880090 0.877336 907.0
macro avg 0.866408 0.866916 0.865944 4026.0
micro avg 0.872439 0.872439 0.872439 4026.0
weighted avg 0.872437 0.872471 0.872439 4026.0
The result of Model Number:Dataset Number:Featuregroup Number:Rescale of 23 : 0 :
10 : 1

f1-score precision recall support
AFIB 0.821403 0.829801 0.813242 875.0
GSVT 0.821156 0.808470 0.834342 691.0
SB 0.866209 0.861037 0.871452 1553.0
SR 0.843282 0.854569 0.832315 907.0
macro avg 0.838013 0.838469 0.837838 4026.0
micro avg 0.843614 0.843614 0.843614 4026.0
weighted avg 0.843573 0.843769 0.843614 4026.0
The result of Model Number:Dataset Number:Featuregroup Number:Rescale of 23 : 1 : 0 :
0

f1-score precision recall support
AFIB 0.705024 0.706466 0.703663 204.0
GSVT 0.720530 0.717730 0.723403 300.0
SB 0.736526 0.735543 0.737515 892.0
SR 0.731116 0.733277 0.728970 681.0
macro avg 0.723299 0.723254 0.723388 2077.0
micro avg 0.729350 0.729350 0.729350 2077.0
weighted avg 0.729348 0.729371 0.729350 2077.0
The result of Model Number:Dataset Number:Featuregroup Number:Rescale of 23 : 1 : 0 :
1

f1-score precision recall support
AFIB 0.830792 0.873713 0.792137 204.0
GSVT 0.871156 0.862641 0.879860 300.0
SB 0.886517 0.879385 0.893770 892.0
SR 0.875567 0.876632 0.874539 681.0
macro avg 0.866008 0.873093 0.860077 2077.0
micro avg 0.875473 0.875473 0.875473 2077.0
weighted avg 0.875235 0.875507 0.875473 2077.0
The result of Model Number:Dataset Number:Featuregroup Number:Rescale of 23 : 1 : 1 :
0

f1-score precision recall support
AFIB 0.749935 0.741090 0.759025 875.0
GSVT 0.764672 0.771322 0.758141 691.0
SB 0.814951 0.811832 0.818097 1553.0
SR 0.795723 0.805343 0.786338 907.0
macro avg 0.781320 0.782397 0.780400 4026.0
micro avg 0.787813 0.787813 0.787813 4026.0
weighted avg 0.787859 0.788042 0.787813 4026.0

The result of Model Number:Dataset Number:Featuregroup Number:Rescale of 23 : 1 : 1 : 1

	f1-score	precision	recall	support
AFIB	0.653247	0.644907	0.661844	875.0
GSVT	0.664713	0.668525	0.660962	691.0
SB	0.711534	0.708546	0.714555	1553.0
SR	0.690583	0.701761	0.679768	907.0
macro avg	0.680019	0.680935	0.679282	4026.0
micro avg	0.686063	0.686063	0.686063	4026.0
weighted avg	0.686110	0.686317	0.686063	4026.0

The result of Model Number:Dataset Number:Featuregroup Number:Rescale of 23 : 1 : 2 : 0

	f1-score	precision	recall	support
AFIB	0.675010	0.673701	0.676411	875.0
GSVT	0.687685	0.675653	0.700219	691.0
SB	0.736705	0.726252	0.747471	1553.0
SR	0.697854	0.728963	0.669321	907.0
macro avg	0.699313	0.701142	0.698356	4026.0
micro avg	0.706311	0.706311	0.706311	4026.0
weighted avg	0.706130	0.706757	0.706311	4026.0

The result of Model Number:Dataset Number:Featuregroup Number:Rescale of 23 : 1 : 2 : 1

	f1-score	precision	recall	support
AFIB	0.688292	0.721659	0.657949	204.0
GSVT	0.716957	0.707589	0.726722	300.0
SB	0.736267	0.730669	0.741963	892.0
SR	0.715767	0.717906	0.713673	681.0
macro avg	0.714321	0.719456	0.710077	2077.0
micro avg	0.722234	0.722234	0.722234	2077.0
weighted avg	0.722045	0.722266	0.722234	2077.0

The result of Model Number:Dataset Number:Featuregroup Number:Rescale of 23 : 1 : 3 : 0

	f1-score	precision	recall	support
AFIB	0.710468	0.711922	0.709097	204.0
GSVT	0.726094	0.723272	0.728990	300.0
SB	0.742213	0.741223	0.743210	892.0
SR	0.736761	0.738939	0.734599	681.0
macro avg	0.728884	0.728839	0.728974	2077.0
micro avg	0.734982	0.734982	0.734982	2077.0
weighted avg	0.734979	0.735003	0.734982	2077.0

The result of Model Number:Dataset Number:Featuregroup Number:Rescale of 23 : 1 : 3 : 1

	f1-score	precision	recall	support
AFIB	0.632621	0.613713	0.674539	875.0

GSVT 0.541746 0.529883 0.554354 691.0
SB 0.718562 0.712707 0.724704 1553.0
SR 0.674114 0.702417 0.649270 907.0
macro avg 0.641761 0.639680 0.650717 4026.0
micro avg 0.667569 0.667569 0.667569 4026.0
weighted avg 0.659523 0.657495 0.667569 4026.0
The result of Model Number:Dataset Number:Featuregroup Number:Rescale of 23 : 1 : 4 :
0

f1-score precision recall support
AFIB 0.738863 0.754922 0.723676 204.0
GSVT 0.769363 0.764825 0.773977 300.0
SB 0.785892 0.784149 0.787652 892.0
SR 0.778014 0.777575 0.778473 681.0
macro avg 0.768033 0.770368 0.765944 2077.0
micro avg 0.776383 0.776383 0.776383 2077.0
weighted avg 0.776302 0.776332 0.776383 2077.0
The result of Model Number:Dataset Number:Featuregroup Number:Rescale of 23 : 1 : 4 :
1

f1-score precision recall support
AFIB 0.616729 0.573512 0.724231 875.0
GSVT 0.528924 0.493825 0.598267 691.0
SB 0.632031 0.626698 0.637469 1553.0
SR 0.609186 0.623952 0.595315 907.0
macro avg 0.596718 0.579497 0.638821 4026.0
micro avg 0.640101 0.640101 0.640101 4026.0
weighted avg 0.605862 0.591714 0.640101 4026.0
The result of Model Number:Dataset Number:Featuregroup Number:Rescale of 23 : 1 : 5 :
0

f1-score precision recall support
AFIB 0.839763 0.848349 0.831419 875.0
GSVT 0.839510 0.826541 0.852992 691.0
SB 0.885571 0.880283 0.890931 1553.0
SR 0.862132 0.873671 0.850919 907.0
macro avg 0.856744 0.857211 0.856565 4026.0
micro avg 0.862471 0.862471 0.862471 4026.0
weighted avg 0.862429 0.862629 0.862471 4026.0
The result of Model Number:Dataset Number:Featuregroup Number:Rescale of 23 : 1 : 5 :
1

f1-score precision recall support
AFIB 0.800410 0.821364 0.780863 204.0
GSVT 0.753131 0.775019 0.732855 300.0
SB 0.794714 0.766734 0.824828 892.0
SR 0.720311 0.743769 0.698432 681.0
macro avg 0.767141 0.776722 0.759245 2077.0

micro avg 0.765783 0.765783 0.765783 2077.0
weighted avg 0.764872 0.765767 0.765783 2077.0
The result of Model Number:Dataset Number:Featuregroup Number:Rescale of 23 : 1 : 6 :
0

f1-score precision recall support
AFIB 0.704869 0.695106 0.714938 875.0
GSVT 0.720502 0.726333 0.714768 691.0
SB 0.764804 0.762607 0.767020 1553.0
SR 0.746199 0.755911 0.736741 907.0
macro avg 0.734094 0.734989 0.733367 4026.0
micro avg 0.739911 0.739911 0.739911 4026.0
weighted avg 0.739983 0.740202 0.739911 4026.0

The result of Model Number:Dataset Number:Featuregroup Number:Rescale of 23 : 1 : 6 :
1

f1-score precision recall support
AFIB 0.709788 0.708995 0.710604 875.0
GSVT 0.722771 0.713731 0.732064 691.0
SB 0.759267 0.753163 0.765477 1553.0
SR 0.725392 0.744425 0.707320 907.0
macro avg 0.729305 0.730079 0.728866 4026.0
micro avg 0.734714 0.734714 0.734714 4026.0
weighted avg 0.734618 0.734827 0.734714 4026.0

The result of Model Number:Dataset Number:Featuregroup Number:Rescale of 23 : 1 : 7 :
0

f1-score precision recall support
AFIB 0.741712 0.747855 0.835437 204.0
GSVT 0.804337 0.769910 0.907480 300.0
SB 0.734389 0.731837 0.736962 892.0
SR 0.727087 0.727225 0.726955 681.0
macro avg 0.751881 0.744207 0.801708 2077.0
micro avg 0.767982 0.767982 0.767982 2077.0
weighted avg 0.742818 0.737397 0.767982 2077.0

The result of Model Number:Dataset Number:Featuregroup Number:Rescale of 23 : 1 : 7 :
1

f1-score precision recall support
AFIB 0.892825 0.916418 0.870505 204.0
GSVT 0.917310 0.909690 0.925227 300.0
SB 0.942588 0.939128 0.946074 892.0
SR 0.927993 0.929117 0.926896 681.0
macro avg 0.920179 0.923588 0.917176 2077.0
micro avg 0.929353 0.929353 0.929353 2077.0
weighted avg 0.929264 0.929363 0.929353 2077.0

The result of Model Number:Dataset Number:Featuregroup Number:Rescale of 23 : 1 : 8 :
0

f1-score precision recall support
AFIB 0.770157 0.749925 0.818371 875.0
GSVT 0.740884 0.701256 0.844593 691.0
SB 0.702026 0.697589 0.706540 1553.0
SR 0.681907 0.693656 0.670740 907.0
macro avg 0.723744 0.710607 0.760061 4026.0
micro avg 0.746475 0.746475 0.746475 4026.0
weighted avg 0.718970 0.708707 0.746475 4026.0
The result of Model Number:Dataset Number:Featuregroup Number:Rescale of 23 : 1 : 8 :
1

f1-score precision recall support
AFIB 0.818638 0.822695 0.814709 875.0
GSVT 0.826789 0.827980 0.825727 691.0
SB 0.870307 0.866269 0.874393 1553.0
SR 0.854286 0.856425 0.852204 907.0
macro avg 0.842505 0.843343 0.841758 4026.0
micro avg 0.848070 0.848070 0.848070 4026.0
weighted avg 0.847999 0.848010 0.848070 4026.0
The result of Model Number:Dataset Number:Featuregroup Number:Rescale of 23 : 1 : 9 :
0

f1-score precision recall support
AFIB 0.630241 0.702915 0.571270 204.0
GSVT 0.743119 0.730185 0.756678 300.0
SB 0.793422 0.789905 0.796978 892.0
SR 0.775009 0.764412 0.785927 681.0
macro avg 0.735448 0.746854 0.727713 2077.0
micro avg 0.765365 0.765365 0.765365 2077.0
weighted avg 0.764092 0.764376 0.765365 2077.0
The result of Model Number:Dataset Number:Featuregroup Number:Rescale of 23 : 1 : 9 :
1

f1-score precision recall support
AFIB 0.769731 0.763804 0.775809 875.0
GSVT 0.779725 0.783345 0.776308 691.0
SB 0.835584 0.831139 0.840094 1553.0
SR 0.810965 0.822366 0.799964 907.0
macro avg 0.799001 0.800164 0.798044 4026.0
micro avg 0.806134 0.806134 0.806134 4026.0
weighted avg 0.806138 0.806325 0.806134 4026.0
The result of Model Number:Dataset Number:Featuregroup Number:Rescale of 23 : 1 :
10 : 0

f1-score precision recall support
AFIB 0.662044 0.653177 0.671196 875.0
GSVT 0.676846 0.682129 0.671656 691.0
SB 0.718621 0.716373 0.720888 1553.0

SR 0.701243 0.710540 0.692200 907.0
macro avg 0.689689 0.690555 0.688985 4026.0
micro avg 0.695175 0.695175 0.695175 4026.0
weighted avg 0.695240 0.695447 0.695175 4026.0
The result of Model Number:Dataset Number:Featuregroup Number:Rescale of 23 : 1 :
10 : 1

f1-score precision recall support
AFIB 0.679614 0.670938 0.688558 875.0
GSVT 0.691543 0.695509 0.687641 691.0
SB 0.740254 0.737145 0.743397 1553.0
SR 0.718458 0.730087 0.707206 907.0
macro avg 0.707467 0.708420 0.706701 4026.0
micro avg 0.713755 0.713755 0.713755 4026.0
weighted avg 0.713804 0.714019 0.713755 4026.0

The result of Model Number:Dataset Number:Featuregroup Number:Rescale of 24 : 0 : 0 :
0

f1-score precision recall support
AFIB 0.691413 0.725959 0.660354 204.0
GSVT 0.712258 0.699058 0.726214 300.0
SB 0.728558 0.721214 0.736068 892.0
SR 0.708352 0.714680 0.702200 681.0
macro avg 0.710145 0.715228 0.706209 2077.0
micro avg 0.716104 0.716104 0.716104 2077.0
weighted avg 0.715930 0.716337 0.716104 2077.0

The result of Model Number:Dataset Number:Featuregroup Number:Rescale of 24 : 0 : 0 :
1

f1-score precision recall support
AFIB 0.820864 0.825546 0.816372 204.0
GSVT 0.837754 0.831712 0.843894 300.0
SB 0.854674 0.851552 0.857834 892.0
SR 0.845584 0.851136 0.840126 681.0
macro avg 0.839719 0.839987 0.839556 2077.0
micro avg 0.845942 0.845942 0.845942 2077.0
weighted avg 0.845929 0.845996 0.845942 2077.0

The result of Model Number:Dataset Number:Featuregroup Number:Rescale of 24 : 0 : 1 :
0

f1-score precision recall support
AFIB 0.673380 0.673164 0.673630 875.0
GSVT 0.683415 0.674630 0.692511 691.0
SB 0.722875 0.721303 0.724458 1553.0
SR 0.702875 0.713178 0.692877 907.0
macro avg 0.695636 0.695569 0.695869 4026.0
micro avg 0.700813 0.700813 0.700813 4026.0
weighted avg 0.700839 0.701000 0.700813 4026.0

The result of Model Number:Dataset Number:Featuregroup Number:Rescale of 24 : 0 : 1 : 1

	f1-score	precision	recall	support
AFIB	0.690991	0.690368	0.691681	875.0
GSVT	0.702961	0.696525	0.709573	691.0
SB	0.737674	0.731188	0.744276	1553.0
SR	0.702945	0.720323	0.686447	907.0
macro avg	0.708643	0.709601	0.707994	4026.0
micro avg	0.713861	0.713861	0.713861	4026.0
weighted avg	0.713746	0.713919	0.713861	4026.0

The result of Model Number:Dataset Number:Featuregroup Number:Rescale of 24 : 0 : 2 : 0

	f1-score	precision	recall	support
AFIB	0.738290	0.769932	0.709427	204.0
GSVT	0.763099	0.751570	0.775037	300.0
SB	0.778235	0.770538	0.786089	892.0
SR	0.757150	0.763628	0.750810	681.0
macro avg	0.759194	0.763917	0.755341	2077.0
micro avg	0.765396	0.765396	0.765396	2077.0
weighted avg	0.765212	0.765473	0.765396	2077.0

The result of Model Number:Dataset Number:Featuregroup Number:Rescale of 24 : 0 : 2 : 1

	f1-score	precision	recall	support
AFIB	0.689459	0.691377	0.687587	875.0
GSVT	0.705252	0.705057	0.705455	691.0
SB	0.751116	0.744056	0.758319	1553.0
SR	0.731213	0.741758	0.720973	907.0
macro avg	0.719260	0.720562	0.718084	4026.0
micro avg	0.725460	0.725460	0.725460	4026.0
weighted avg	0.725360	0.725396	0.725460	4026.0

The result of Model Number:Dataset Number:Featuregroup Number:Rescale of 24 : 0 : 3 : 0

	f1-score	precision	recall	support
AFIB	0.623842	0.599993	0.663084	875.0
GSVT	0.646406	0.624097	0.676666	691.0
SB	0.720216	0.707503	0.734185	1553.0
SR	0.610007	0.733498	0.526658	907.0
macro avg	0.650118	0.666273	0.650148	4026.0
micro avg	0.662107	0.662107	0.662107	4026.0
weighted avg	0.661774	0.675678	0.662107	4026.0

The result of Model Number:Dataset Number:Featuregroup Number:Rescale of 24 : 0 : 3 : 1

	f1-score	precision	recall	support
AFIB	0.747000	0.724673	0.796496	875.0

GSVT 0.639695 0.625687 0.654582 691.0
SB 0.848479 0.841566 0.855732 1553.0
SR 0.795996 0.829415 0.766659 907.0
macro avg 0.757792 0.755335 0.768367 4026.0
micro avg 0.788267 0.788267 0.788267 4026.0
weighted avg 0.778766 0.776371 0.788267 4026.0
The result of Model Number:Dataset Number:Featuregroup Number:Rescale of 24 : 0 : 4 :
0

f1-score precision recall support

AFIB 0.857227 0.850627 0.863996 875.0
GSVT 0.868357 0.872389 0.864552 691.0
SB 0.930565 0.925615 0.935589 1553.0
SR 0.903148 0.915846 0.890897 907.0
macro avg 0.889825 0.891119 0.888759 4026.0
micro avg 0.897768 0.897768 0.897768 4026.0
weighted avg 0.897773 0.897981 0.897768 4026.0
The result of Model Number:Dataset Number:Featuregroup Number:Rescale of 24 : 0 : 4 :
1

f1-score precision recall support

AFIB 0.808305 0.809214 0.807545 204.0
GSVT 0.826863 0.825017 0.828781 300.0
SB 0.844389 0.843262 0.845524 892.0
SR 0.838065 0.840176 0.835976 681.0
macro avg 0.829406 0.829417 0.829456 2077.0
micro avg 0.836245 0.836245 0.836245 2077.0
weighted avg 0.836240 0.836271 0.836245 2077.0
The result of Model Number:Dataset Number:Featuregroup Number:Rescale of 24 : 0 : 5 :
0

f1-score precision recall support

AFIB 0.663464 0.676197 0.651240 875.0
GSVT 0.707232 0.708311 0.706200 691.0
SB 0.770085 0.766701 0.773505 1553.0
SR 0.727706 0.719795 0.735868 907.0
macro avg 0.717122 0.717751 0.716703 4026.0
micro avg 0.726901 0.726901 0.726901 4026.0
weighted avg 0.726577 0.726442 0.726901 4026.0
The result of Model Number:Dataset Number:Featuregroup Number:Rescale of 24 : 0 : 5 :
1

f1-score precision recall support

AFIB 0.784548 0.819416 0.752634 204.0
GSVT 0.817241 0.810826 0.823777 300.0
SB 0.829725 0.823324 0.836233 892.0
SR 0.820545 0.821900 0.819224 681.0
macro avg 0.813015 0.818867 0.807967 2077.0

micro avg 0.820646 0.820646 0.820646 2077.0
weighted avg 0.820475 0.820668 0.820646 2077.0
The result of Model Number:Dataset Number:Featuregroup Number:Rescale of 24 : 0 : 6 :
0

	f1-score	precision	recall	support
AFIB	0.617520	0.672692	0.652115	204.0
GSVT	0.838763	0.825052	0.853227	300.0
SB	0.714047	0.708608	0.719623	892.0
SR	0.873163	0.863283	0.883297	681.0
macro avg	0.760873	0.767409	0.777065	2077.0
micro avg	0.785955	0.785955	0.785955	2077.0
weighted avg	0.774750	0.772614	0.785955	2077.0

The result of Model Number:Dataset Number:Featuregroup Number:Rescale of 24 : 0 : 6 :
1

	f1-score	precision	recall	support
AFIB	0.720609	0.799728	0.655908	204.0
GSVT	0.841408	0.830889	0.852362	300.0
SB	0.895217	0.890649	0.899833	892.0
SR	0.874246	0.862023	0.886824	681.0
macro avg	0.832870	0.845822	0.823732	2077.0
micro avg	0.864753	0.864753	0.864753	2077.0
weighted avg	0.863419	0.863701	0.864753	2077.0

The result of Model Number:Dataset Number:Featuregroup Number:Rescale of 24 : 0 : 7 :
0

	f1-score	precision	recall	support
AFIB	0.760314	0.750607	0.770320	875.0
GSVT	0.773660	0.778096	0.769294	691.0
SB	0.828155	0.824677	0.831670	1553.0
SR	0.803770	0.816780	0.791183	907.0
macro avg	0.791475	0.792540	0.790617	4026.0
micro avg	0.798509	0.798509	0.798509	4026.0
weighted avg	0.798564	0.798805	0.798509	4026.0

The result of Model Number:Dataset Number:Featuregroup Number:Rescale of 24 : 0 : 7 :
1

	f1-score	precision	recall	support
AFIB	0.917812	0.946080	0.891368	204.0
GSVT	0.941226	0.929704	0.953141	300.0
SB	0.966792	0.961047	0.972637	892.0
SR	0.950496	0.955184	0.945890	681.0
macro avg	0.944081	0.948004	0.940759	2077.0
micro avg	0.953069	0.953069	0.953069	2077.0
weighted avg	0.952945	0.953127	0.953069	2077.0

The result of Model Number:Dataset Number:Featuregroup Number:Rescale of 24 : 0 : 8 :
0

f1-score precision recall support
AFIB 0.843205 0.865486 0.822125 204.0
GSVT 0.866329 0.859132 0.873806 300.0
SB 0.890201 0.886935 0.893495 892.0
SR 0.876418 0.877480 0.875382 681.0
macro avg 0.869038 0.872258 0.866202 2077.0
micro avg 0.877702 0.877702 0.877702 2077.0
weighted avg 0.877618 0.877712 0.877702 2077.0
The result of Model Number:Dataset Number:Featuregroup Number:Rescale of 24 : 0 : 8 :
1

f1-score precision recall support
AFIB 0.743598 0.757246 0.730793 204.0
GSVT 0.771827 0.765621 0.778275 300.0
SB 0.786144 0.784741 0.787554 892.0
SR 0.778360 0.779053 0.777673 681.0
macro avg 0.769982 0.771665 0.768574 2077.0
micro avg 0.777399 0.777399 0.777399 2077.0
weighted avg 0.777345 0.777414 0.777399 2077.0
The result of Model Number:Dataset Number:Featuregroup Number:Rescale of 24 : 0 : 9 :
0

f1-score precision recall support
AFIB 0.679161 0.687588 0.671166 204.0
GSVT 0.691339 0.686616 0.696201 300.0
SB 0.707711 0.706605 0.708820 892.0
SR 0.702627 0.703766 0.701497 681.0
macro avg 0.695210 0.696144 0.694421 2077.0
micro avg 0.700898 0.700898 0.700898 2077.0
weighted avg 0.700875 0.700919 0.700898 2077.0
The result of Model Number:Dataset Number:Featuregroup Number:Rescale of 24 : 0 : 9 :
1

f1-score precision recall support
AFIB 0.693863 0.709297 0.679234 204.0
GSVT 0.723425 0.718929 0.728005 300.0
SB 0.739129 0.737572 0.740701 892.0
SR 0.731256 0.730739 0.731797 681.0
macro avg 0.721918 0.724134 0.719934 2077.0
micro avg 0.729911 0.729911 0.729911 2077.0
weighted avg 0.729833 0.729862 0.729911 2077.0
The result of Model Number:Dataset Number:Featuregroup Number:Rescale of 24 : 0 :
10 : 0

f1-score precision recall support
AFIB 0.142771 0.144270 0.141302 175.0
GSVT 0.143001 0.141482 0.144553 138.2
SB 0.150605 0.150027 0.151187 310.6

SR 0.147119 0.147857 0.146390 181.4
macro avg 0.145874 0.145909 0.145858 805.2
micro avg 0.146819 0.146819 0.146819 805.2
weighted avg 0.146812 0.146820 0.146819 805.2
The result of Model Number:Dataset Number:Featuregroup Number:Rescale of 24 : 0 :

10 : 1

f1-score precision recall support

AFIB 0.675495 0.670464 0.680669 875.0
GSVT 0.688093 0.690550 0.685695 691.0
SB 0.730151 0.728421 0.731890 1553.0
SR 0.713488 0.719912 0.707204 907.0
macro avg 0.701807 0.702337 0.701364 4026.0
micro avg 0.707268 0.707268 0.707268 4026.0
weighted avg 0.707300 0.707408 0.707268 4026.0

The result of Model Number:Dataset Number:Featuregroup Number:Rescale of 24 : 1 : 0 :
0

f1-score precision recall support

AFIB 0.852847 0.869489 0.836977 204.0
GSVT 0.874103 0.862824 0.885739 300.0
SB 0.888980 0.880192 0.897950 892.0
SR 0.870399 0.882492 0.858638 681.0
macro avg 0.871582 0.873749 0.869826 2077.0
micro avg 0.877308 0.877308 0.877308 2077.0
weighted avg 0.877190 0.877386 0.877308 2077.0

The result of Model Number:Dataset Number:Featuregroup Number:Rescale of 24 : 1 : 0 :
1

f1-score precision recall support

AFIB 0.883211 0.900929 0.866353 204.0
GSVT 0.903680 0.894287 0.913321 300.0
SB 0.920393 0.916813 0.924004 892.0
SR 0.910722 0.914522 0.906974 681.0
macro avg 0.904502 0.906638 0.902663 2077.0
micro avg 0.911215 0.911215 0.911215 2077.0
weighted avg 0.911156 0.911248 0.911215 2077.0

The result of Model Number:Dataset Number:Featuregroup Number:Rescale of 24 : 1 : 1 :
0

f1-score precision recall support

AFIB 0.834094 0.879812 0.793448 204.0
GSVT 0.794235 0.822081 0.768311 300.0
SB 0.816949 0.785440 0.851105 892.0
SR 0.727106 0.746833 0.708437 681.0
macro avg 0.793096 0.808541 0.780325 2077.0
micro avg 0.786706 0.786706 0.786706 2077.0
weighted avg 0.785895 0.787343 0.786706 2077.0

The result of Model Number:Dataset Number:Featuregroup Number:Rescale of 24 : 1 : 1 : 1

	f1-score	precision	recall	support
AFIB	0.853775	0.853552	0.854081	875.0
GSVT	0.871611	0.868315	0.875025	691.0
SB	0.927961	0.923771	0.932203	1553.0
SR	0.896687	0.906932	0.886706	907.0
macro avg	0.887509	0.888143	0.887004	4026.0
micro avg	0.895161	0.895161	0.895161	4026.0
weighted avg	0.895121	0.895198	0.895161	4026.0

The result of Model Number:Dataset Number:Featuregroup Number:Rescale of 24 : 1 : 2 : 0

	f1-score	precision	recall	support
AFIB	0.720094	0.725802	0.714494	875.0
GSVT	0.729224	0.726009	0.732492	691.0
SB	0.775443	0.772378	0.778539	1553.0
SR	0.756388	0.758525	0.754299	907.0
macro avg	0.745287	0.745678	0.744956	4026.0
micro avg	0.751255	0.751255	0.751255	4026.0
weighted avg	0.751188	0.751176	0.751255	4026.0

The result of Model Number:Dataset Number:Featuregroup Number:Rescale of 24 : 1 : 2 : 1

	f1-score	precision	recall	support
AFIB	0.853222	0.857905	0.848645	875.0
GSVT	0.854415	0.843613	0.865632	691.0
SB	0.898565	0.894960	0.902208	1553.0
SR	0.879276	0.889950	0.868910	907.0
macro avg	0.871370	0.871607	0.871349	4026.0
micro avg	0.876787	0.876787	0.876787	4026.0
weighted avg	0.876787	0.876965	0.876787	4026.0

The result of Model Number:Dataset Number:Featuregroup Number:Rescale of 24 : 1 : 3 : 0

	f1-score	precision	recall	support
AFIB	0.924354	0.942162	0.907644	204.0
GSVT	0.941712	0.926411	0.957698	300.0
SB	0.957434	0.946015	0.969134	892.0
SR	0.939623	0.957240	0.922659	681.0
macro avg	0.940781	0.942957	0.939284	2077.0
micro avg	0.946205	0.946205	0.946205	2077.0
weighted avg	0.946074	0.946485	0.946205	2077.0

The result of Model Number:Dataset Number:Featuregroup Number:Rescale of 24 : 1 : 3 : 1

	f1-score	precision	recall	support
AFIB	0.745398	0.759078	0.732561	204.0

GSVT 0.773694 0.767473 0.780158 300.0
SB 0.788046 0.786640 0.789460 892.0
SR 0.780244 0.780938 0.779554 681.0
macro avg 0.771845 0.773532 0.770433 2077.0
micro avg 0.779280 0.779280 0.779280 2077.0
weighted avg 0.779226 0.779295 0.779280 2077.0
The result of Model Number:Dataset Number:Featuregroup Number:Rescale of 24 : 1 : 4 :
0

f1-score precision recall support
AFIB 0.832942 0.828771 0.837430 875.0
GSVT 0.851762 0.852914 0.850785 691.0
SB 0.907010 0.904023 0.910041 1553.0
SR 0.880373 0.889510 0.871526 907.0
macro avg 0.868022 0.868805 0.867445 4026.0
micro avg 0.875413 0.875413 0.875413 4026.0
weighted avg 0.875429 0.875627 0.875413 4026.0
The result of Model Number:Dataset Number:Featuregroup Number:Rescale of 24 : 1 : 4 :
1

f1-score precision recall support
AFIB 0.820674 0.855847 0.788590 204.0
GSVT 0.848252 0.835435 0.861521 300.0
SB 0.865076 0.856521 0.873806 892.0
SR 0.841639 0.848839 0.834591 681.0
macro avg 0.843910 0.849161 0.839627 2077.0
micro avg 0.850804 0.850804 0.850804 2077.0
weighted avg 0.850600 0.850891 0.850804 2077.0
The result of Model Number:Dataset Number:Featuregroup Number:Rescale of 24 : 1 : 5 :
0

f1-score precision recall support
AFIB 0.898842 0.935121 0.865344 204.0
GSVT 0.932291 0.917146 0.948104 300.0
SB 0.956409 0.948720 0.964236 892.0
SR 0.930678 0.937380 0.924121 681.0
macro avg 0.929555 0.934592 0.925451 2077.0
micro avg 0.939040 0.939040 0.939040 2077.0
weighted avg 0.938835 0.939106 0.939040 2077.0
The result of Model Number:Dataset Number:Featuregroup Number:Rescale of 24 : 1 : 5 :
1

f1-score precision recall support
AFIB 0.596709 0.601651 0.672111 204.0
GSVT 0.647091 0.619394 0.730070 300.0
SB 0.590818 0.588765 0.592887 892.0
SR 0.584943 0.585054 0.584837 681.0
macro avg 0.604890 0.598716 0.644976 2077.0

micro avg 0.617843 0.617843 0.617843 2077.0
weighted avg 0.597598 0.593238 0.617843 2077.0
The result of Model Number:Dataset Number:Featuregroup Number:Rescale of 24 : 1 : 6 :
0

	f1-score	precision	recall	support
AFIB	0.862701	0.875638	0.850386	204.0
GSVT	0.893854	0.891481	0.896246	300.0
SB	0.915028	0.913808	0.916258	892.0
SR	0.906078	0.904910	0.907279	681.0
macro avg	0.894415	0.896459	0.892542	2077.0
micro avg	0.903954	0.903954	0.903954	2077.0
weighted avg	0.903896	0.903917	0.903954	2077.0

The result of Model Number:Dataset Number:Featuregroup Number:Rescale of 24 : 1 : 6 :
1

	f1-score	precision	recall	support
AFIB	0.743259	0.805306	0.691570	204.0
GSVT	0.797231	0.787206	0.807839	300.0
SB	0.817583	0.806129	0.829463	892.0
SR	0.795281	0.799007	0.791978	681.0
macro avg	0.788338	0.799412	0.780212	2077.0
micro avg	0.800505	0.800505	0.800505	2077.0
weighted avg	0.800031	0.800980	0.800505	2077.0

The result of Model Number:Dataset Number:Featuregroup Number:Rescale of 24 : 1 : 7 :
0

	f1-score	precision	recall	support
AFIB	0.704312	0.777981	0.643595	204.0
GSVT	0.828575	0.817635	0.839900	300.0
SB	0.878700	0.875286	0.882148	892.0
SR	0.857586	0.845363	0.870176	681.0
macro avg	0.817293	0.829066	0.808955	2077.0
micro avg	0.848690	0.848690	0.848690	2077.0
weighted avg	0.847409	0.847591	0.848690	2077.0

The result of Model Number:Dataset Number:Featuregroup Number:Rescale of 24 : 1 : 7 :
1

	f1-score	precision	recall	support
AFIB	0.887557	0.903526	0.872404	204.0
GSVT	0.907580	0.894819	0.920861	300.0
SB	0.921545	0.910656	0.932701	892.0
SR	0.903011	0.919088	0.887497	681.0
macro avg	0.904923	0.907022	0.903366	2077.0
micro avg	0.910247	0.910247	0.910247	2077.0
weighted avg	0.910113	0.910433	0.910247	2077.0

The result of Model Number:Dataset Number:Featuregroup Number:Rescale of 24 : 1 : 8 :
0

f1-score precision recall support
AFIB 0.886419 0.878493 0.894528 875.0
GSVT 0.900651 0.904214 0.897148 691.0
SB 0.960287 0.958504 0.962079 1553.0
SR 0.935953 0.944605 0.927493 907.0
macro avg 0.920827 0.921454 0.920312 4026.0
micro avg 0.928461 0.928461 0.928461 4026.0
weighted avg 0.928515 0.928666 0.928461 4026.0
The result of Model Number:Dataset Number:Featuregroup Number:Rescale of 24 : 1 : 8 :
1

f1-score precision recall support
AFIB 0.884001 0.934290 0.839437 204.0
GSVT 0.934190 0.923903 0.944756 300.0
SB 0.948087 0.938653 0.957744 892.0
SR 0.937073 0.940276 0.934039 681.0
macro avg 0.925838 0.934280 0.918994 2077.0
micro avg 0.936476 0.936476 0.936476 2077.0
weighted avg 0.936174 0.936626 0.936476 2077.0
The result of Model Number:Dataset Number:Featuregroup Number:Rescale of 24 : 1 : 9 :
0

f1-score precision recall support
AFIB 0.691532 0.707185 0.676646 204.0
GSVT 0.709935 0.706459 0.713476 300.0
SB 0.724458 0.722366 0.726568 892.0
SR 0.719804 0.719493 0.720126 681.0
macro avg 0.711432 0.713876 0.709204 2077.0
micro avg 0.717662 0.717662 0.717662 2077.0
weighted avg 0.717601 0.717635 0.717662 2077.0
The result of Model Number:Dataset Number:Featuregroup Number:Rescale of 24 : 1 : 9 :
1

f1-score precision recall support
AFIB 0.645397 0.630217 0.679461 875.0
GSVT 0.620168 0.614450 0.634299 691.0
SB 0.672614 0.625254 0.728511 1553.0
SR 0.419383 0.525974 0.349254 907.0
macro avg 0.589390 0.598974 0.597881 4026.0
micro avg 0.616240 0.616240 0.616240 4026.0
weighted avg 0.600648 0.602112 0.616240 4026.0
The result of Model Number:Dataset Number:Featuregroup Number:Rescale of 24 : 1 :
10 : 0

f1-score precision recall support
AFIB 0.628365 0.621576 0.715288 204.0
GSVT 0.751798 0.745940 0.757813 300.0
SB 0.613539 0.612256 0.614828 892.0

SR 0.760802 0.760588 0.761025 681.0
macro avg 0.688626 0.685090 0.712238 2077.0
micro avg 0.693282 0.693282 0.693282 2077.0
weighted avg 0.683249 0.681115 0.693282 2077.0
The result of Model Number:Dataset Number:Featuregroup Number:Rescale of 24 : 1 :
10 : 1

f1-score precision recall support
AFIB 0.811773 0.817242 0.806497 875.0
GSVT 0.826260 0.814784 0.838216 691.0
SB 0.880471 0.874441 0.886591 1553.0
SR 0.844790 0.859382 0.830731 907.0
macro avg 0.840824 0.841463 0.840509 4026.0
micro avg 0.848296 0.848296 0.848296 4026.0
weighted avg 0.848197 0.848378 0.848296 4026.0

The result of Model Number:Dataset Number:Featuregroup Number:Rescale of 25 : 0 : 0 :
0

f1-score precision recall support
AFIB 0.874143 0.880857 0.867728 204.0
GSVT 0.904926 0.904058 0.905824 300.0
SB 0.923439 0.921288 0.925610 892.0
SR 0.914941 0.916174 0.913731 681.0
macro avg 0.904362 0.905594 0.903223 2077.0
micro avg 0.913172 0.913172 0.913172 2077.0
weighted avg 0.913137 0.913152 0.913172 2077.0

The result of Model Number:Dataset Number:Featuregroup Number:Rescale of 25 : 0 : 0 :
1

f1-score precision recall support
AFIB 0.693572 0.699621 0.687800 204.0
GSVT 0.717558 0.716386 0.718751 300.0
SB 0.732810 0.731023 0.734615 892.0
SR 0.726092 0.727186 0.725025 681.0
macro avg 0.717508 0.718554 0.716548 2077.0
micro avg 0.724581 0.724581 0.724581 2077.0
weighted avg 0.724550 0.724567 0.724581 2077.0

The result of Model Number:Dataset Number:Featuregroup Number:Rescale of 25 : 0 : 1 :
0

f1-score precision recall support
AFIB 0.833554 0.848893 0.819184 204.0
GSVT 0.864308 0.857069 0.871820 300.0
SB 0.880537 0.879062 0.882018 892.0
SR 0.872762 0.873538 0.871994 681.0
macro avg 0.862790 0.864640 0.861254 2077.0
micro avg 0.871087 0.871087 0.871087 2077.0
weighted avg 0.871029 0.871111 0.871087 2077.0

The result of Model Number:Dataset Number:Featuregroup Number:Rescale of 25 : 0 : 1 :
1

	f1-score	precision	recall	support
AFIB	0.656874	0.637949	0.720717	875.0
GSVT	0.723963	0.721651	0.726384	691.0
SB	0.611132	0.602125	0.620461	1553.0
SR	0.731757	0.746040	0.718103	907.0
macro avg	0.680932	0.676941	0.696416	4026.0
micro avg	0.682428	0.682428	0.682428	4026.0
weighted avg	0.667614	0.662848	0.682428	4026.0

The result of Model Number:Dataset Number:Featuregroup Number:Rescale of 25 : 0 : 2 :
0

	f1-score	precision	recall	support
AFIB	0.622881	0.635818	0.610604	875.0
GSVT	0.607433	0.586335	0.657017	691.0
SB	0.715955	0.712726	0.719224	1553.0
SR	0.544303	0.535515	0.553433	907.0
macro avg	0.622643	0.617599	0.635069	4026.0
micro avg	0.647590	0.647590	0.647590	4026.0
weighted avg	0.638429	0.634395	0.647590	4026.0

The result of Model Number:Dataset Number:Featuregroup Number:Rescale of 25 : 0 : 2 :
1

	f1-score	precision	recall	support
AFIB	0.775940	0.785013	0.767218	204.0
GSVT	0.699901	0.673180	0.798577	300.0
SB	0.649365	0.647835	0.650909	892.0
SR	0.806293	0.807843	0.804755	681.0
macro avg	0.732875	0.728468	0.755365	2077.0
micro avg	0.734104	0.734104	0.734104	2077.0
weighted avg	0.720550	0.717432	0.734104	2077.0

The result of Model Number:Dataset Number:Featuregroup Number:Rescale of 25 : 0 : 3 :
0

	f1-score	precision	recall	support
AFIB	0.764657	0.764793	0.764554	875.0
GSVT	0.772747	0.775358	0.770203	691.0
SB	0.811731	0.808932	0.814553	1553.0
SR	0.796317	0.799003	0.793678	907.0
macro avg	0.786363	0.787022	0.785747	4026.0
micro avg	0.791372	0.791372	0.791372	4026.0
weighted avg	0.791336	0.791340	0.791372	4026.0

The result of Model Number:Dataset Number:Featuregroup Number:Rescale of 25 : 0 : 3 :
1

	f1-score	precision	recall	support
AFIB	0.833869	0.833118	0.834702	875.0

GSVT 0.848315 0.840548 0.856294 691.0
SB 0.890206 0.882379 0.898173 1553.0
SR 0.848296 0.869267 0.828386 907.0
macro avg 0.855171 0.856328 0.854389 4026.0
micro avg 0.861469 0.861469 0.861469 4026.0
weighted avg 0.861330 0.861539 0.861469 4026.0
The result of Model Number:Dataset Number:Featuregroup Number:Rescale of 25 : 0 : 4 :
0

f1-score precision recall support
AFIB 0.682512 0.689939 0.675443 204.0
GSVT 0.705609 0.702667 0.708691 300.0
SB 0.720069 0.719424 0.720714 892.0
SR 0.713264 0.713270 0.713264 681.0
macro avg 0.705363 0.706325 0.704528 2077.0
micro avg 0.712088 0.712088 0.712088 2077.0
weighted avg 0.712060 0.712090 0.712088 2077.0
The result of Model Number:Dataset Number:Featuregroup Number:Rescale of 25 : 0 : 4 :
1

f1-score precision recall support
AFIB 0.640629 0.641704 0.656507 204.0
GSVT 0.634606 0.659233 0.612571 300.0
SB 0.673138 0.636222 0.714877 892.0
SR 0.583467 0.637313 0.539488 681.0
macro avg 0.632960 0.643618 0.630861 2077.0
micro avg 0.636861 0.636861 0.636861 2077.0
weighted avg 0.634978 0.640442 0.636861 2077.0
The result of Model Number:Dataset Number:Featuregroup Number:Rescale of 25 : 0 : 5 :
0

f1-score precision recall support
AFIB 0.680209 0.685146 0.675392 875.0
GSVT 0.695130 0.688669 0.701766 691.0
SB 0.747061 0.742551 0.751631 1553.0
SR 0.722577 0.730645 0.714688 907.0
macro avg 0.711244 0.711753 0.710869 4026.0
micro avg 0.718180 0.718180 0.718180 4026.0
weighted avg 0.718103 0.718145 0.718180 4026.0
The result of Model Number:Dataset Number:Featuregroup Number:Rescale of 25 : 0 : 5 :
1

f1-score precision recall support
AFIB 0.687577 0.693128 0.682173 204.0
GSVT 0.703354 0.699905 0.706861 300.0
SB 0.717081 0.716286 0.717884 892.0
SR 0.711727 0.712673 0.710787 681.0
macro avg 0.704935 0.705498 0.704427 2077.0

micro avg 0.710458 0.710458 0.710458 2077.0
weighted avg 0.710445 0.710461 0.710458 2077.0
The result of Model Number:Dataset Number:Featuregroup Number:Rescale of 25 : 0 : 6 :
0

	f1-score	precision	recall	support
AFIB	0.660219	0.662154	0.658345	875.0
GSVT	0.671143	0.662523	0.680077	691.0
SB	0.710293	0.708567	0.712031	1553.0
SR	0.692307	0.700523	0.684289	907.0
macro avg	0.683491	0.683442	0.683686	4026.0
micro avg	0.688629	0.688629	0.688629	4026.0
weighted avg	0.688639	0.688765	0.688629	4026.0

The result of Model Number:Dataset Number:Featuregroup Number:Rescale of 25 : 0 : 6 :
1

	f1-score	precision	recall	support
AFIB	0.736531	0.740927	0.732206	204.0
GSVT	0.754628	0.751388	0.757898	300.0
SB	0.767552	0.766440	0.768670	892.0
SR	0.760534	0.762105	0.758973	681.0
macro avg	0.754811	0.755215	0.754437	2077.0
micro avg	0.760353	0.760353	0.760353	2077.0
weighted avg	0.760337	0.760339	0.760353	2077.0

The result of Model Number:Dataset Number:Featuregroup Number:Rescale of 25 : 0 : 7 :
0

	f1-score	precision	recall	support
AFIB	0.727244	0.725407	0.729204	875.0
GSVT	0.741432	0.737356	0.745594	691.0
SB	0.776338	0.771658	0.781086	1553.0
SR	0.753448	0.767047	0.740337	907.0
macro avg	0.749616	0.750367	0.749055	4026.0
micro avg	0.754538	0.754538	0.754538	4026.0
weighted avg	0.754520	0.754679	0.754538	4026.0

The result of Model Number:Dataset Number:Featuregroup Number:Rescale of 25 : 0 : 7 :
1

	f1-score	precision	recall	support
AFIB	0.749263	0.750443	0.748185	204.0
GSVT	0.767384	0.766187	0.768650	300.0
SB	0.783214	0.782259	0.784178	892.0
SR	0.777730	0.779222	0.776246	681.0
macro avg	0.769398	0.769528	0.769315	2077.0
micro avg	0.775799	0.775799	0.775799	2077.0
weighted avg	0.775795	0.775817	0.775799	2077.0

The result of Model Number:Dataset Number:Featuregroup Number:Rescale of 25 : 0 : 8 :
0

f1-score precision recall support
AFIB 0.772451 0.801187 0.746052 204.0
GSVT 0.716806 0.750069 0.686434 300.0
SB 0.750883 0.705593 0.802398 892.0
SR 0.659420 0.705236 0.619271 681.0
macro avg 0.724890 0.740521 0.713539 2077.0
micro avg 0.720071 0.720071 0.720071 2077.0
weighted avg 0.718091 0.721289 0.720071 2077.0
The result of Model Number:Dataset Number:Featuregroup Number:Rescale of 25 : 0 : 8 :
1

f1-score precision recall support
AFIB 0.861889 0.865825 0.858035 875.0
GSVT 0.876257 0.868846 0.883859 691.0
SB 0.926221 0.916763 0.935882 1553.0
SR 0.878419 0.896937 0.860697 907.0
macro avg 0.885697 0.887093 0.884618 4026.0
micro avg 0.893096 0.893096 0.893096 4026.0
weighted avg 0.892895 0.893002 0.893096 4026.0
The result of Model Number:Dataset Number:Featuregroup Number:Rescale of 25 : 0 : 9 :
0

f1-score precision recall support
AFIB 0.765346 0.749889 0.781513 875.0
GSVT 0.790720 0.803292 0.778706 691.0
SB 0.841338 0.841291 0.841392 1553.0
SR 0.820939 0.828420 0.813606 907.0
macro avg 0.804586 0.805723 0.803804 4026.0
micro avg 0.811359 0.811359 0.811359 4026.0
weighted avg 0.811539 0.812004 0.811359 4026.0
The result of Model Number:Dataset Number:Featuregroup Number:Rescale of 25 : 0 : 9 :
1

f1-score precision recall support
AFIB 0.749693 0.743921 0.755613 875.0
GSVT 0.759427 0.762953 0.756099 691.0
SB 0.813831 0.809502 0.818225 1553.0
SR 0.789853 0.800958 0.779139 907.0
macro avg 0.778201 0.779333 0.777269 4026.0
micro avg 0.785149 0.785149 0.785149 4026.0
weighted avg 0.785152 0.785335 0.785149 4026.0
The result of Model Number:Dataset Number:Featuregroup Number:Rescale of 25 : 0 :
10 : 0

f1-score precision recall support
AFIB 0.830975 0.833652 0.828393 875.0
GSVT 0.842658 0.829280 0.856551 691.0
SB 0.887877 0.880464 0.895423 1553.0

SR 0.843246 0.864663 0.822896 907.0
macro avg 0.851189 0.852015 0.850816 4026.0
micro avg 0.857844 0.857844 0.857844 4026.0
weighted avg 0.857694 0.857945 0.857844 4026.0
The result of Model Number:Dataset Number:Featuregroup Number:Rescale of 25 : 0 :

10 : 1

f1-score precision recall support

AFIB 0.862478 0.899832 0.828347 204.0
GSVT 0.806268 0.813792 0.799286 300.0
SB 0.835755 0.794665 0.881384 892.0
SR 0.744884 0.791892 0.703385 681.0
macro avg 0.812346 0.825045 0.803100 2077.0
micro avg 0.805955 0.805955 0.805955 2077.0
weighted avg 0.804326 0.806848 0.805955 2077.0

The result of Model Number:Dataset Number:Featuregroup Number:Rescale of 25 : 1 : 0 :
0

f1-score precision recall support

AFIB 0.730735 0.757827 0.705617 204.0
GSVT 0.752627 0.743216 0.762374 300.0
SB 0.771712 0.764670 0.778891 892.0
SR 0.751423 0.757254 0.745688 681.0
macro avg 0.751624 0.755742 0.748143 2077.0
micro avg 0.758422 0.758422 0.758422 2077.0
weighted avg 0.758278 0.758468 0.758422 2077.0

The result of Model Number:Dataset Number:Featuregroup Number:Rescale of 25 : 1 : 0 :
1

f1-score precision recall support

AFIB 0.722991 0.729459 0.716727 875.0
GSVT 0.736800 0.722790 0.751505 691.0
SB 0.782052 0.775276 0.788949 1553.0
SR 0.749931 0.767174 0.733479 907.0
macro avg 0.747943 0.748675 0.747665 4026.0
micro avg 0.754329 0.754329 0.754329 4026.0
weighted avg 0.754212 0.754485 0.754329 4026.0

The result of Model Number:Dataset Number:Featuregroup Number:Rescale of 25 : 1 : 1 :
0

f1-score precision recall support

AFIB 0.849597 0.853808 0.845519 875.0
GSVT 0.858057 0.859293 0.856954 691.0
SB 0.903220 0.899030 0.907460 1553.0
SR 0.886593 0.888814 0.884433 907.0
macro avg 0.874367 0.875236 0.873592 4026.0
micro avg 0.880142 0.880142 0.880142 4026.0
weighted avg 0.880069 0.880080 0.880142 4026.0

The result of Model Number:Dataset Number:Featuregroup Number:Rescale of 25 : 1 : 1 :
1

	f1-score	precision	recall	support
AFIB	0.671493	0.673034	0.670032	875.0
GSVT	0.673834	0.671934	0.675767	691.0
SB	0.707178	0.701322	0.713143	1553.0
SR	0.685963	0.696258	0.675997	907.0
macro avg	0.684617	0.685637	0.683735	4026.0
micro avg	0.688990	0.688990	0.688990	4026.0
weighted avg	0.688920	0.688989	0.688990	4026.0

The result of Model Number:Dataset Number:Featuregroup Number:Rescale of 25 : 1 : 2 :
0

	f1-score	precision	recall	support
AFIB	0.676914	0.723133	0.636537	204.0
GSVT	0.715565	0.700984	0.730829	300.0
SB	0.733314	0.726885	0.739885	892.0
SR	0.715225	0.717607	0.712923	681.0
macro avg	0.710254	0.717152	0.705043	2077.0
micro avg	0.719586	0.719586	0.719586	2077.0
weighted avg	0.719280	0.719733	0.719586	2077.0

The result of Model Number:Dataset Number:Featuregroup Number:Rescale of 25 : 1 : 2 :
1

	f1-score	precision	recall	support
AFIB	0.757333	0.750233	0.764665	875.0
GSVT	0.718024	0.700766	0.770807	691.0
SB	0.830261	0.827212	0.833355	1553.0
SR	0.645761	0.650290	0.641304	907.0
macro avg	0.737845	0.732125	0.752533	4026.0
micro avg	0.764424	0.764424	0.764424	4026.0
weighted avg	0.753582	0.748921	0.764424	4026.0

The result of Model Number:Dataset Number:Featuregroup Number:Rescale of 25 : 1 : 3 :
0

	f1-score	precision	recall	support
AFIB	0.739485	0.763504	0.717077	204.0
GSVT	0.759902	0.750212	0.769997	300.0
SB	0.781340	0.778394	0.784317	892.0
SR	0.770412	0.771807	0.769052	681.0
macro avg	0.762785	0.765979	0.760111	2077.0
micro avg	0.770640	0.770640	0.770640	2077.0
weighted avg	0.770550	0.770701	0.770640	2077.0

The result of Model Number:Dataset Number:Featuregroup Number:Rescale of 25 : 1 : 3 :
1

	f1-score	precision	recall	support
AFIB	0.750843	0.774910	0.728450	204.0

GSVT 0.773306 0.760002 0.787198 300.0
SB 0.786683 0.778906 0.794619 892.0
SR 0.765649 0.775230 0.756318 681.0
macro avg 0.769120 0.772262 0.766646 2077.0
micro avg 0.774490 0.774490 0.774490 2077.0
weighted avg 0.774334 0.774578 0.774490 2077.0
The result of Model Number:Dataset Number:Featuregroup Number:Rescale of 25 : 1 : 4 :
0

f1-score precision recall support
AFIB 0.828139 0.848761 0.808535 875.0
GSVT 0.874988 0.878703 0.871341 691.0
SB 0.949084 0.945452 0.952749 1553.0
SR 0.902787 0.885964 0.920309 907.0
macro avg 0.888749 0.889720 0.888234 4026.0
micro avg 0.900125 0.900125 0.900125 4026.0
weighted avg 0.899651 0.899579 0.900125 4026.0
The result of Model Number:Dataset Number:Featuregroup Number:Rescale of 25 : 1 : 4 :
1

f1-score precision recall support
AFIB 0.863685 0.880324 0.848071 204.0
GSVT 0.879904 0.865607 0.894841 300.0
SB 0.894594 0.883925 0.905526 892.0
SR 0.877952 0.894412 0.862101 681.0
macro avg 0.879034 0.881067 0.877635 2077.0
micro avg 0.884101 0.884101 0.884101 2077.0
weighted avg 0.883980 0.884364 0.884101 2077.0
The result of Model Number:Dataset Number:Featuregroup Number:Rescale of 25 : 1 : 5 :
0

f1-score precision recall support
AFIB 0.772792 0.809894 0.739094 204.0
GSVT 0.806405 0.799557 0.813393 300.0
SB 0.819078 0.813113 0.825136 892.0
SR 0.810462 0.810838 0.810111 681.0
macro avg 0.802184 0.808350 0.796933 2077.0
micro avg 0.810062 0.810062 0.810062 2077.0
weighted avg 0.809876 0.810093 0.810062 2077.0
The result of Model Number:Dataset Number:Featuregroup Number:Rescale of 25 : 1 : 5 :
1

f1-score precision recall support
AFIB 0.774782 0.781753 0.768177 875.0
GSVT 0.790564 0.774535 0.807458 691.0
SB 0.838399 0.829072 0.848039 1553.0
SR 0.805130 0.829063 0.782729 907.0
macro avg 0.802219 0.803606 0.801601 4026.0

micro avg 0.809004 0.809004 0.809004 4026.0
weighted avg 0.808867 0.809425 0.809004 4026.0
The result of Model Number:Dataset Number:Featuregroup Number:Rescale of 25 : 1 : 6 :
0

	f1-score	precision	recall	support
AFIB	0.782162	0.796235	0.768808	204.0
GSVT	0.799807	0.788562	0.811511	300.0
SB	0.812114	0.802519	0.821945	892.0
SR	0.795781	0.809949	0.782109	681.0
macro avg	0.797466	0.799316	0.796093	2077.0
micro avg	0.802158	0.802158	0.802158	2077.0
weighted avg	0.802039	0.802322	0.802158	2077.0

The result of Model Number:Dataset Number:Featuregroup Number:Rescale of 25 : 1 : 6 :
1

	f1-score	precision	recall	support
AFIB	0.665833	0.669229	0.662492	875.0
GSVT	0.675022	0.671510	0.678629	691.0
SB	0.707528	0.706896	0.708166	1553.0
SR	0.694500	0.695066	0.693963	907.0
macro avg	0.685721	0.685675	0.685813	4026.0
micro avg	0.689970	0.689970	0.689970	4026.0
weighted avg	0.689952	0.689971	0.689970	4026.0

The result of Model Number:Dataset Number:Featuregroup Number:Rescale of 25 : 1 : 7 :
0

	f1-score	precision	recall	support
AFIB	0.814958	0.831378	0.799698	204.0
GSVT	0.841108	0.834353	0.848136	300.0
SB	0.859317	0.858452	0.860184	892.0
SR	0.851484	0.850995	0.851983	681.0
macro avg	0.841717	0.843794	0.840000	2077.0
micro avg	0.849814	0.849814	0.849814	2077.0
weighted avg	0.849762	0.849867	0.849814	2077.0

The result of Model Number:Dataset Number:Featuregroup Number:Rescale of 25 : 1 : 7 :
1

	f1-score	precision	recall	support
AFIB	0.861617	0.885266	0.839263	204.0
GSVT	0.881105	0.867568	0.895153	300.0
SB	0.900463	0.891754	0.909347	892.0
SR	0.877705	0.888673	0.867011	681.0
macro avg	0.880223	0.883315	0.877694	2077.0
micro avg	0.886532	0.886532	0.886532	2077.0
weighted avg	0.886390	0.886613	0.886532	2077.0

The result of Model Number:Dataset Number:Featuregroup Number:Rescale of 25 : 1 : 8 :
0

f1-score precision recall support
AFIB 0.771791 0.767174 0.776568 875.0
GSVT 0.778111 0.782312 0.774068 691.0
SB 0.824681 0.822271 0.827119 1553.0
SR 0.806047 0.811837 0.800355 907.0
macro avg 0.795158 0.795898 0.794527 4026.0
micro avg 0.800997 0.800997 0.800997 4026.0
weighted avg 0.800995 0.801087 0.800997 4026.0
The result of Model Number:Dataset Number:Featuregroup Number:Rescale of 25 : 1 : 8 :
1

f1-score precision recall support
AFIB 0.847660 0.855478 0.840188 204.0
GSVT 0.878650 0.878681 0.878642 300.0
SB 0.897051 0.895458 0.898658 892.0
SR 0.887531 0.887293 0.887790 681.0
macro avg 0.877723 0.879228 0.876320 2077.0
micro avg 0.886461 0.886461 0.886461 2077.0
weighted avg 0.886421 0.886431 0.886461 2077.0
The result of Model Number:Dataset Number:Featuregroup Number:Rescale of 25 : 1 : 9 :
0

f1-score precision recall support
AFIB 0.701432 0.708242 0.695187 204.0
GSVT 0.722458 0.719043 0.726097 300.0
SB 0.737088 0.736266 0.737914 892.0
SR 0.730603 0.731359 0.729851 681.0
macro avg 0.722895 0.723727 0.722262 2077.0
micro avg 0.729367 0.729367 0.729367 2077.0
weighted avg 0.729346 0.729417 0.729367 2077.0
The result of Model Number:Dataset Number:Featuregroup Number:Rescale of 25 : 1 : 9 :
1

f1-score precision recall support
AFIB 0.849318 0.830017 0.869596 875.0
GSVT 0.878425 0.892670 0.864699 691.0
SB 0.937184 0.937189 0.937184 1553.0
SR 0.913197 0.923601 0.903028 907.0
macro avg 0.894531 0.895869 0.893627 4026.0
micro avg 0.902359 0.902359 0.902359 4026.0
weighted avg 0.902598 0.903194 0.902359 4026.0
The result of Model Number:Dataset Number:Featuregroup Number:Rescale of 25 : 1 :
10 : 0

f1-score precision recall support
AFIB 0.716592 0.716405 0.716849 875.0
GSVT 0.731562 0.728796 0.734428 691.0
SB 0.778858 0.775342 0.782418 1553.0

SR 0.752609 0.761208 0.744231 907.0
macro avg 0.744905 0.745438 0.744482 4026.0
micro avg 0.751328 0.751328 0.751328 4026.0
weighted avg 0.751294 0.751359 0.751328 4026.0
The result of Model Number:Dataset Number:Featuregroup Number:Rescale of 25 : 1 :
10 : 1

f1-score precision recall support
AFIB 0.899791 0.905177 0.894516 204.0
GSVT 0.923761 0.921015 0.926530 300.0
SB 0.937907 0.936757 0.939062 892.0
SR 0.931069 0.932168 0.929981 681.0
macro avg 0.923132 0.923779 0.922522 2077.0
micro avg 0.929899 0.929899 0.929899 2077.0
weighted avg 0.929878 0.929877 0.929899 2077.0

The result of Model Number:Dataset Number:Featuregroup Number:Rescale of 26 : 0 : 0 :
0

f1-score precision recall support
AFIB 0.787507 0.785230 0.789869 875.0
GSVT 0.802102 0.801450 0.802811 691.0
SB 0.851949 0.848420 0.855514 1553.0
SR 0.826372 0.835451 0.817534 907.0
macro avg 0.816983 0.817638 0.816432 4026.0
micro avg 0.823645 0.823645 0.823645 4026.0
weighted avg 0.823626 0.823703 0.823645 4026.0

The result of Model Number:Dataset Number:Featuregroup Number:Rescale of 26 : 0 : 0 :
1

f1-score precision recall support
AFIB 0.857149 0.868599 0.846239 204.0
GSVT 0.872291 0.866978 0.877804 300.0
SB 0.893318 0.892526 0.894118 892.0
SR 0.886717 0.886852 0.886589 681.0
macro avg 0.877369 0.878739 0.876188 2077.0
micro avg 0.884590 0.884590 0.884590 2077.0
weighted avg 0.884564 0.884625 0.884590 2077.0

The result of Model Number:Dataset Number:Featuregroup Number:Rescale of 26 : 0 : 1 :
0

f1-score precision recall support
AFIB 0.759611 0.758702 0.760650 875.0
GSVT 0.774418 0.777082 0.771852 691.0
SB 0.820224 0.815171 0.825346 1553.0
SR 0.803532 0.811380 0.795924 907.0
macro avg 0.789446 0.790584 0.788443 4026.0
micro avg 0.795475 0.795475 0.795475 4026.0
weighted avg 0.795428 0.795507 0.795475 4026.0

The result of Model Number:Dataset Number:Featuregroup Number:Rescale of 26 : 0 : 1 : 1

	f1-score	precision	recall	support
AFIB	0.758577	0.760905	0.756383	204.0
GSVT	0.778504	0.776526	0.780563	300.0
SB	0.795896	0.794923	0.796875	892.0
SR	0.789381	0.790899	0.787876	681.0
macro avg	0.780590	0.780813	0.780424	2077.0
micro avg	0.787591	0.787591	0.787591	2077.0
weighted avg	0.787582	0.787605	0.787591	2077.0

The result of Model Number:Dataset Number:Featuregroup Number:Rescale of 26 : 0 : 2 : 0

	f1-score	precision	recall	support
AFIB	0.824268	0.828033	0.820583	875.0
GSVT	0.838010	0.830922	0.845280	691.0
SB	0.885793	0.876748	0.895032	1553.0
SR	0.840077	0.857787	0.823129	907.0
macro avg	0.847037	0.848373	0.846006	4026.0
micro avg	0.854114	0.854114	0.854114	4026.0
weighted avg	0.853921	0.854024	0.854114	4026.0

The result of Model Number:Dataset Number:Featuregroup Number:Rescale of 26 : 0 : 2 : 1

	f1-score	precision	recall	support
AFIB	0.752448	0.743531	0.761644	875.0
GSVT	0.763157	0.770535	0.755994	691.0
SB	0.809964	0.806866	0.813093	1553.0
SR	0.791081	0.800208	0.782183	907.0
macro avg	0.779163	0.780285	0.778229	4026.0
micro avg	0.785148	0.785148	0.785148	4026.0
weighted avg	0.785176	0.785365	0.785148	4026.0

The result of Model Number:Dataset Number:Featuregroup Number:Rescale of 26 : 0 : 3 : 0

	f1-score	precision	recall	support
AFIB	0.813517	0.813662	0.813407	875.0
GSVT	0.822124	0.824901	0.819417	691.0
SB	0.863598	0.860621	0.866601	1553.0
SR	0.847199	0.850057	0.844392	907.0
macro avg	0.836609	0.837310	0.835954	4026.0
micro avg	0.841938	0.841938	0.841938	4026.0
weighted avg	0.841901	0.841904	0.841938	4026.0

The result of Model Number:Dataset Number:Featuregroup Number:Rescale of 26 : 0 : 3 : 1

	f1-score	precision	recall	support
AFIB	0.875819	0.864090	0.887927	875.0

GSVT 0.895401 0.902390 0.888535 691.0
SB 0.950666 0.947692 0.953664 1553.0
SR 0.927677 0.939975 0.915712 907.0
macro avg 0.912391 0.913537 0.911460 4026.0
micro avg 0.919649 0.919649 0.919649 4026.0
weighted avg 0.919734 0.920008 0.919649 4026.0
The result of Model Number:Dataset Number:Featuregroup Number:Rescale of 26 : 0 : 4 :
0

f1-score precision recall support
AFIB 0.730611 0.721522 0.740013 875.0
GSVT 0.753485 0.762920 0.744355 691.0
SB 0.803863 0.802992 0.804742 1553.0
SR 0.782182 0.786193 0.778215 907.0
macro avg 0.767535 0.768407 0.766831 4026.0
micro avg 0.774333 0.774333 0.774333 4026.0
weighted avg 0.774411 0.774623 0.774333 4026.0
The result of Model Number:Dataset Number:Featuregroup Number:Rescale of 26 : 0 : 4 :
1

f1-score precision recall support
AFIB 0.879337 0.900732 0.859151 204.0
GSVT 0.890391 0.878133 0.903114 300.0
SB 0.908370 0.899298 0.917632 892.0
SR 0.892510 0.904222 0.881123 681.0
macro avg 0.892652 0.895597 0.890255 2077.0
micro avg 0.897821 0.897821 0.897821 2077.0
weighted avg 0.897721 0.897997 0.897821 2077.0
The result of Model Number:Dataset Number:Featuregroup Number:Rescale of 26 : 0 : 5 :
0

f1-score precision recall support
AFIB 0.840223 0.834544 0.846093 875.0
GSVT 0.860721 0.861064 0.860490 691.0
SB 0.914341 0.912008 0.916696 1553.0
SR 0.889445 0.899382 0.879737 907.0
macro avg 0.876183 0.876750 0.875754 4026.0
micro avg 0.883378 0.883378 0.883378 4026.0
weighted avg 0.883421 0.883584 0.883378 4026.0
The result of Model Number:Dataset Number:Featuregroup Number:Rescale of 26 : 0 : 5 :
1

f1-score precision recall support
AFIB 0.742994 0.733248 0.753036 875.0
GSVT 0.754369 0.762754 0.746179 691.0
SB 0.800105 0.798217 0.802008 1553.0
SR 0.780073 0.787094 0.773187 907.0
macro avg 0.769385 0.770328 0.768603 4026.0

micro avg 0.775289 0.775289 0.775289 4026.0
weighted avg 0.775330 0.775504 0.775289 4026.0
The result of Model Number:Dataset Number:Featuregroup Number:Rescale of 26 : 0 : 6 :
0

	f1-score	precision	recall	support
AFIB	0.839240	0.848372	0.830547	204.0
GSVT	0.867640	0.864022	0.871430	300.0
SB	0.885420	0.884628	0.886214	892.0
SR	0.877053	0.877060	0.877053	681.0
macro avg	0.867338	0.868520	0.866311	2077.0
micro avg	0.875607	0.875607	0.875607	2077.0
weighted avg	0.875573	0.875609	0.875607	2077.0

The result of Model Number:Dataset Number:Featuregroup Number:Rescale of 26 : 0 : 6 :
1

	f1-score	precision	recall	support
AFIB	0.687635	0.693186	0.682230	204.0
GSVT	0.703413	0.699964	0.706921	300.0
SB	0.717141	0.716346	0.717945	892.0
SR	0.711786	0.712733	0.710847	681.0
macro avg	0.704994	0.705557	0.704486	2077.0
micro avg	0.710517	0.710517	0.710517	2077.0
weighted avg	0.710504	0.710520	0.710517	2077.0

The result of Model Number:Dataset Number:Featuregroup Number:Rescale of 26 : 0 : 7 :
0

	f1-score	precision	recall	support
AFIB	0.737354	0.732370	0.742506	875.0
GSVT	0.755343	0.755644	0.755140	691.0
SB	0.802398	0.800350	0.804465	1553.0
SR	0.780550	0.789270	0.772030	907.0
macro avg	0.768911	0.769409	0.768535	4026.0
micro avg	0.775226	0.775226	0.775226	4026.0
weighted avg	0.775263	0.775406	0.775226	4026.0

The result of Model Number:Dataset Number:Featuregroup Number:Rescale of 26 : 0 : 7 :
1

	f1-score	precision	recall	support
AFIB	0.892615	0.904538	0.881254	204.0
GSVT	0.908384	0.902850	0.914125	300.0
SB	0.930281	0.929456	0.931113	892.0
SR	0.923407	0.923547	0.923273	681.0
macro avg	0.913672	0.915098	0.912441	2077.0
micro avg	0.921192	0.921192	0.921192	2077.0
weighted avg	0.921165	0.921228	0.921192	2077.0

The result of Model Number:Dataset Number:Featuregroup Number:Rescale of 26 : 0 : 8 :
0

f1-score precision recall support
AFIB 0.750858 0.761487 0.741138 204.0
GSVT 0.766447 0.752336 0.781239 300.0
SB 0.782783 0.774128 0.791647 892.0
SR 0.766332 0.781940 0.751381 681.0
macro avg 0.766605 0.767473 0.766351 2077.0
micro avg 0.771980 0.771980 0.771980 2077.0
weighted avg 0.771894 0.772300 0.771980 2077.0
The result of Model Number:Dataset Number:Featuregroup Number:Rescale of 26 : 0 : 8 :
1

f1-score precision recall support
AFIB 0.853322 0.917469 0.798448 204.0
GSVT 0.813787 0.839618 0.789622 300.0
SB 0.847851 0.805896 0.894421 892.0
SR 0.750538 0.782798 0.720909 681.0
macro avg 0.816374 0.836445 0.800850 2077.0
micro avg 0.812967 0.812967 0.812967 2077.0
weighted avg 0.811562 0.814152 0.812967 2077.0
The result of Model Number:Dataset Number:Featuregroup Number:Rescale of 26 : 0 : 9 :
0

f1-score precision recall support
AFIB 0.667557 0.653216 0.682577 875.0
GSVT 0.691325 0.701351 0.681628 691.0
SB 0.735943 0.735803 0.736086 1553.0
SR 0.717498 0.725837 0.709352 907.0
macro avg 0.703081 0.704052 0.702411 4026.0
micro avg 0.709087 0.709087 0.709087 4026.0
weighted avg 0.709267 0.709696 0.709087 4026.0
The result of Model Number:Dataset Number:Featuregroup Number:Rescale of 26 : 0 : 9 :
1

f1-score precision recall support
AFIB 0.662452 0.663732 0.661227 875.0
GSVT 0.641804 0.638985 0.644687 691.0
SB 0.670609 0.629849 0.717028 1553.0
SR 0.539746 0.625409 0.474851 907.0
macro avg 0.628653 0.639494 0.624448 4026.0
micro avg 0.637925 0.637925 0.637925 4026.0
weighted avg 0.634411 0.637781 0.637925 4026.0
The result of Model Number:Dataset Number:Featuregroup Number:Rescale of 26 : 0 :
10 : 0

f1-score precision recall support
AFIB 0.782249 0.782947 0.781633 875.0
GSVT 0.796578 0.798668 0.794633 691.0
SB 0.845578 0.839948 0.851293 1553.0

SR 0.829103 0.836672 0.821699 907.0
macro avg 0.813377 0.814559 0.812314 4026.0
micro avg 0.819761 0.819761 0.819761 4026.0
weighted avg 0.819693 0.819737 0.819761 4026.0
The result of Model Number:Dataset Number:Featuregroup Number:Rescale of 26 : 0 :
10 : 1

f1-score precision recall support
AFIB 0.867171 0.861501 0.872993 875.0
GSVT 0.892946 0.900543 0.885594 691.0
SB 0.950661 0.948591 0.952742 1553.0
SR 0.927493 0.931217 0.923812 907.0
macro avg 0.909568 0.910463 0.908785 4026.0
micro avg 0.917367 0.917367 0.917367 4026.0
weighted avg 0.917390 0.917502 0.917367 4026.0
The result of Model Number:Dataset Number:Featuregroup Number:Rescale of 26 : 1 : 0 :
0

f1-score precision recall support
AFIB 0.754314 0.754850 0.753794 875.0
GSVT 0.764479 0.765986 0.763043 691.0
SB 0.812005 0.809307 0.814724 1553.0
SR 0.792925 0.795873 0.790026 907.0
macro avg 0.780931 0.781504 0.780397 4026.0
micro avg 0.787047 0.787047 0.787047 4026.0
weighted avg 0.787011 0.787009 0.787047 4026.0
The result of Model Number:Dataset Number:Featuregroup Number:Rescale of 26 : 1 : 0 :
1

f1-score precision recall support
AFIB 0.778450 0.769759 0.787349 875.0
GSVT 0.793938 0.801210 0.786809 691.0
SB 0.846771 0.844014 0.849550 1553.0
SR 0.824820 0.833083 0.816722 907.0
macro avg 0.810995 0.812016 0.810108 4026.0
micro avg 0.817867 0.817867 0.817867 4026.0
weighted avg 0.817909 0.818066 0.817867 4026.0
The result of Model Number:Dataset Number:Featuregroup Number:Rescale of 26 : 1 : 1 :
0

f1-score precision recall support
AFIB 0.724084 0.740458 0.708440 875.0
GSVT 0.767693 0.770961 0.764499 691.0
SB 0.833556 0.829628 0.837527 1553.0
SR 0.789783 0.777668 0.802314 907.0
macro avg 0.778779 0.779679 0.778195 4026.0
micro avg 0.789004 0.789004 0.789004 4026.0
weighted avg 0.788598 0.788473 0.789004 4026.0

The result of Model Number:Dataset Number:Featuregroup Number:Rescale of 26 : 1 : 1 :
1

	f1-score	precision	recall	support
AFIB	0.674163	0.680229	0.668416	875.0
GSVT	0.687896	0.673948	0.702596	691.0
SB	0.729518	0.721403	0.737907	1553.0
SR	0.700570	0.721395	0.681079	907.0
macro avg	0.698037	0.699244	0.697499	4026.0
micro avg	0.703941	0.703941	0.703941	4026.0
weighted avg	0.703822	0.704308	0.703941	4026.0

The result of Model Number:Dataset Number:Featuregroup Number:Rescale of 26 : 1 : 2 :
0

	f1-score	precision	recall	support
AFIB	0.766491	0.781344	0.752536	204.0
GSVT	0.796214	0.789556	0.803131	300.0
SB	0.811070	0.809443	0.812706	892.0
SR	0.803336	0.804169	0.802509	681.0
macro avg	0.794278	0.796128	0.792721	2077.0
micro avg	0.802070	0.802070	0.802070	2077.0
weighted avg	0.802010	0.802081	0.802070	2077.0

The result of Model Number:Dataset Number:Featuregroup Number:Rescale of 26 : 1 : 2 :
1

	f1-score	precision	recall	support
AFIB	0.854947	0.878516	0.832782	204.0
GSVT	0.877700	0.861452	0.894656	300.0
SB	0.891934	0.883596	0.900434	892.0
SR	0.869515	0.881328	0.858030	681.0
macro avg	0.873524	0.876223	0.871475	2077.0
micro avg	0.879051	0.879051	0.879051	2077.0
weighted avg	0.878895	0.879155	0.879051	2077.0

The result of Model Number:Dataset Number:Featuregroup Number:Rescale of 26 : 1 : 3 :
0

	f1-score	precision	recall	support
AFIB	0.900314	0.909083	0.891930	204.0
GSVT	0.921133	0.916904	0.925433	300.0
SB	0.933862	0.930649	0.937105	892.0
SR	0.925976	0.929568	0.922455	681.0
macro avg	0.920321	0.921551	0.919231	2077.0
micro avg	0.926178	0.926178	0.926178	2077.0
weighted avg	0.926143	0.926191	0.926178	2077.0

The result of Model Number:Dataset Number:Featuregroup Number:Rescale of 26 : 1 : 3 :
1

	f1-score	precision	recall	support
AFIB	0.745438	0.736645	0.754480	875.0

GSVT 0.758065 0.762862 0.753356 691.0
SB 0.808244 0.807157 0.809337 1553.0
SR 0.788388 0.795857 0.781084 907.0
macro avg 0.775034 0.775630 0.774564 4026.0
micro avg 0.781441 0.781441 0.781441 4026.0
weighted avg 0.781508 0.781684 0.781441 4026.0
The result of Model Number:Dataset Number:Featuregroup Number:Rescale of 26 : 1 : 4 :
0

f1-score precision recall support
AFIB 0.825251 0.826551 0.824063 204.0
GSVT 0.845210 0.843891 0.846604 300.0
SB 0.862646 0.861593 0.863707 892.0
SR 0.856605 0.858249 0.854971 681.0
macro avg 0.847428 0.847571 0.847336 2077.0
micro avg 0.854479 0.854479 0.854479 2077.0
weighted avg 0.854474 0.854498 0.854479 2077.0
The result of Model Number:Dataset Number:Featuregroup Number:Rescale of 26 : 1 : 4 :
1

f1-score precision recall support
AFIB 0.667397 0.670445 0.664413 875.0
GSVT 0.678523 0.672785 0.684410 691.0
SB 0.717213 0.709889 0.724693 1553.0
SR 0.680197 0.694536 0.666474 907.0
macro avg 0.685833 0.686914 0.684998 4026.0
micro avg 0.691562 0.691562 0.691562 4026.0
weighted avg 0.691406 0.691489 0.691562 4026.0
The result of Model Number:Dataset Number:Featuregroup Number:Rescale of 26 : 1 : 5 :
0

f1-score precision recall support
AFIB 0.734755 0.752208 0.718160 204.0
GSVT 0.758889 0.751774 0.766220 300.0
SB 0.775187 0.774320 0.776056 892.0
SR 0.767705 0.766934 0.768490 681.0
macro avg 0.759134 0.761309 0.757232 2077.0
micro avg 0.766468 0.766468 0.766468 2077.0
weighted avg 0.766409 0.766470 0.766468 2077.0
The result of Model Number:Dataset Number:Featuregroup Number:Rescale of 26 : 1 : 5 :
1

f1-score precision recall support
AFIB 0.757101 0.772289 0.742649 204.0
GSVT 0.774647 0.766595 0.782911 300.0
SB 0.788974 0.785905 0.792069 892.0
SR 0.780683 0.783941 0.777471 681.0
macro avg 0.775351 0.777182 0.773775 2077.0

micro avg 0.781106 0.781106 0.781106 2077.0
weighted avg 0.781056 0.781134 0.781106 2077.0
The result of Model Number:Dataset Number:Featuregroup Number:Rescale of 26 : 1 : 6 :
0

	f1-score	precision	recall	support
AFIB	0.689263	0.693046	0.685565	875.0
GSVT	0.690227	0.681500	0.699288	691.0
SB	0.725893	0.722980	0.728835	1553.0
SR	0.710310	0.718933	0.701936	907.0
macro avg	0.703923	0.704115	0.703906	4026.0
micro avg	0.708300	0.708300	0.708300	4026.0
weighted avg	0.708300	0.708443	0.708300	4026.0

The result of Model Number:Dataset Number:Featuregroup Number:Rescale of 26 : 1 : 6 :
1

	f1-score	precision	recall	support
AFIB	0.841590	0.860077	0.824197	204.0
GSVT	0.868713	0.861691	0.875968	300.0
SB	0.886919	0.885828	0.888013	892.0
SR	0.879432	0.878667	0.880204	681.0
macro avg	0.869164	0.871566	0.867096	2077.0
micro avg	0.877445	0.877445	0.877445	2077.0
weighted avg	0.877382	0.877465	0.877445	2077.0

The result of Model Number:Dataset Number:Featuregroup Number:Rescale of 26 : 1 : 7 :
0

	f1-score	precision	recall	support
AFIB	0.681100	0.687382	0.675096	204.0
GSVT	0.706000	0.706025	0.705994	300.0
SB	0.720786	0.719506	0.722077	892.0
SR	0.713136	0.712945	0.713344	681.0
macro avg	0.705255	0.706464	0.704128	2077.0
micro avg	0.712276	0.712276	0.712276	2077.0
weighted avg	0.712244	0.712252	0.712276	2077.0

The result of Model Number:Dataset Number:Featuregroup Number:Rescale of 26 : 1 : 7 :
1

	f1-score	precision	recall	support
AFIB	0.843942	0.850013	0.837959	875.0
GSVT	0.842597	0.837552	0.847717	691.0
SB	0.888817	0.878969	0.898890	1553.0
SR	0.852889	0.868105	0.838224	907.0
macro avg	0.857061	0.858660	0.855698	4026.0
micro avg	0.863197	0.863197	0.863197	4026.0
weighted avg	0.863037	0.863120	0.863197	4026.0

The result of Model Number:Dataset Number:Featuregroup Number:Rescale of 26 : 1 : 8 :
0

f1-score precision recall support
AFIB 0.855976 0.862088 0.850104 204.0
GSVT 0.885907 0.885336 0.886496 300.0
SB 0.903632 0.901627 0.905655 892.0
SR 0.895555 0.896638 0.894501 681.0
macro avg 0.885267 0.886422 0.884189 2077.0
micro avg 0.893774 0.893774 0.893774 2077.0
weighted avg 0.893743 0.893755 0.893774 2077.0
The result of Model Number:Dataset Number:Featuregroup Number:Rescale of 26 : 1 : 8 :
1

f1-score precision recall support
AFIB 0.713958 0.718231 0.709772 204.0
GSVT 0.732977 0.730798 0.735174 300.0
SB 0.744201 0.743289 0.745118 892.0
SR 0.738776 0.739648 0.737912 681.0
macro avg 0.732478 0.732991 0.731994 2077.0
micro avg 0.737847 0.737847 0.737847 2077.0
weighted avg 0.737831 0.737830 0.737847 2077.0
The result of Model Number:Dataset Number:Featuregroup Number:Rescale of 26 : 1 : 9 :
0

f1-score precision recall support
AFIB 0.661025 0.660700 0.661402 875.0
GSVT 0.675375 0.672052 0.678773 691.0
SB 0.706454 0.701836 0.711139 1553.0
SR 0.686343 0.697523 0.675535 907.0
macro avg 0.682299 0.683028 0.681712 4026.0
micro avg 0.686753 0.686753 0.686753 4026.0
weighted avg 0.686716 0.686812 0.686753 4026.0
The result of Model Number:Dataset Number:Featuregroup Number:Rescale of 26 : 1 : 9 :
1

f1-score precision recall support
AFIB 0.705332 0.707123 0.703577 875.0
GSVT 0.717779 0.710004 0.725756 691.0
SB 0.756500 0.747942 0.765267 1553.0
SR 0.721911 0.741675 0.703202 907.0
macro avg 0.725381 0.726686 0.724451 4026.0
micro avg 0.731096 0.731096 0.731096 4026.0
weighted avg 0.730941 0.731147 0.731096 4026.0
The result of Model Number:Dataset Number:Featuregroup Number:Rescale of 26 : 1 :
10 : 0

f1-score precision recall support
AFIB 0.730012 0.743646 0.808235 204.0
GSVT 0.876668 0.858909 0.895621 300.0
SB 0.721189 0.714451 0.728063 892.0

SR 0.877787 0.885120 0.870696 681.0
macro avg 0.801414 0.800531 0.825654 2077.0
micro avg 0.806906 0.806906 0.806906 2077.0
weighted avg 0.795858 0.794142 0.806906 2077.0
The result of Model Number:Dataset Number:Featuregroup Number:Rescale of 26 : 1 :
10 : 1

f1-score precision recall support
AFIB 0.907531 0.920918 0.894626 204.0
GSVT 0.929810 0.926160 0.933518 300.0
SB 0.950460 0.948554 0.952377 892.0
SR 0.943718 0.943861 0.943585 681.0
macro avg 0.932880 0.934873 0.931027 2077.0
micro avg 0.941098 0.941098 0.941098 2077.0
weighted avg 0.941051 0.941066 0.941098 2077.0

The result of Model Number:Dataset Number:Featuregroup Number:Rescale of 27 : 0 : 0 :
0

f1-score precision recall support
AFIB 0.754799 0.771884 0.738551 204.0
GSVT 0.774885 0.771091 0.778751 300.0
SB 0.790738 0.788454 0.793040 892.0
SR 0.785657 0.785318 0.786009 681.0
macro avg 0.776520 0.779187 0.774088 2077.0
micro avg 0.783319 0.783319 0.783319 2077.0
weighted avg 0.783252 0.783290 0.783319 2077.0

The result of Model Number:Dataset Number:Featuregroup Number:Rescale of 27 : 0 : 0 :
1

f1-score precision recall support
AFIB 0.806237 0.814831 0.797955 204.0
GSVT 0.821064 0.816560 0.825710 300.0
SB 0.840017 0.838617 0.841427 892.0
SR 0.833015 0.834372 0.831673 681.0
macro avg 0.825083 0.826095 0.824191 2077.0
micro avg 0.831689 0.831689 0.831689 2077.0
weighted avg 0.831666 0.831703 0.831689 2077.0

The result of Model Number:Dataset Number:Featuregroup Number:Rescale of 27 : 0 : 1 :
0

f1-score precision recall support
AFIB 0.910176 0.922229 0.898571 204.0
GSVT 0.937642 0.934258 0.941072 300.0
SB 0.949321 0.946367 0.952298 892.0
SR 0.938977 0.940786 0.937202 681.0
macro avg 0.934029 0.935910 0.932286 2077.0
micro avg 0.940450 0.940450 0.940450 2077.0
weighted avg 0.940398 0.940417 0.940450 2077.0

The result of Model Number:Dataset Number:Featuregroup Number:Rescale of 27 : 0 : 1 :
1

	f1-score	precision	recall	support
AFIB	0.752136	0.758209	0.746225	204.0
GSVT	0.769395	0.765622	0.773231	300.0
SB	0.784411	0.783541	0.785290	892.0
SR	0.778554	0.779589	0.777526	681.0
macro avg	0.771124	0.771740	0.770568	2077.0
micro avg	0.777166	0.777166	0.777166	2077.0
weighted avg	0.777152	0.777169	0.777166	2077.0

The result of Model Number:Dataset Number:Featuregroup Number:Rescale of 27 : 0 : 2 :
0

	f1-score	precision	recall	support
AFIB	0.820881	0.843983	0.799180	204.0
GSVT	0.842104	0.836193	0.848257	300.0
SB	0.865261	0.861799	0.868753	892.0
SR	0.853761	0.854294	0.853253	681.0
macro avg	0.845502	0.849067	0.842361	2077.0
micro avg	0.853877	0.853877	0.853877	2077.0
weighted avg	0.853787	0.853890	0.853877	2077.0

The result of Model Number:Dataset Number:Featuregroup Number:Rescale of 27 : 0 : 2 :
1

	f1-score	precision	recall	support
AFIB	0.792907	0.826271	0.762204	204.0
GSVT	0.819510	0.806966	0.832574	300.0
SB	0.839276	0.833257	0.845393	892.0
SR	0.817494	0.821651	0.813410	681.0
macro avg	0.817297	0.822036	0.813395	2077.0
micro avg	0.824884	0.824884	0.824884	2077.0
weighted avg	0.824725	0.824968	0.824884	2077.0

The result of Model Number:Dataset Number:Featuregroup Number:Rescale of 27 : 0 : 3 :
0

	f1-score	precision	recall	support
AFIB	0.765393	0.802499	0.731652	204.0
GSVT	0.797270	0.786853	0.808129	300.0
SB	0.818743	0.812517	0.825077	892.0
SR	0.795947	0.798325	0.793618	681.0
macro avg	0.794338	0.800048	0.789619	2077.0
micro avg	0.803138	0.803138	0.803138	2077.0
weighted avg	0.802927	0.803173	0.803138	2077.0

The result of Model Number:Dataset Number:Featuregroup Number:Rescale of 27 : 0 : 3 :
1

	f1-score	precision	recall	support
AFIB	0.669453	0.670747	0.668215	875.0

GSVT 0.648588 0.645738 0.651501 691.0
SB 0.677697 0.636506 0.724606 1553.0
SR 0.545451 0.632019 0.479870 907.0
macro avg 0.635297 0.646253 0.631048 4026.0
micro avg 0.644667 0.644667 0.644667 4026.0
weighted avg 0.641116 0.644522 0.644667 4026.0
The result of Model Number:Dataset Number:Featuregroup Number:Rescale of 27 : 0 : 4 :
0

f1-score precision recall support
AFIB 0.794170 0.796852 0.791534 875.0
GSVT 0.792073 0.786494 0.797803 691.0
SB 0.833406 0.825671 0.841293 1553.0
SR 0.801722 0.817172 0.786884 907.0
macro avg 0.805343 0.806547 0.804379 4026.0
micro avg 0.810757 0.810757 0.810757 4026.0
weighted avg 0.810646 0.810769 0.810757 4026.0
The result of Model Number:Dataset Number:Featuregroup Number:Rescale of 27 : 0 : 4 :
1

f1-score precision recall support
AFIB 0.824740 0.853372 0.798079 204.0
GSVT 0.840554 0.831352 0.850065 300.0
SB 0.862931 0.856735 0.869219 892.0
SR 0.847519 0.851686 0.843407 681.0
macro avg 0.843936 0.848286 0.840193 2077.0
micro avg 0.851002 0.851002 0.851002 2077.0
weighted avg 0.850895 0.851083 0.851002 2077.0
The result of Model Number:Dataset Number:Featuregroup Number:Rescale of 27 : 0 : 5 :
0

f1-score precision recall support
AFIB 0.767123 0.756338 0.778258 875.0
GSVT 0.783639 0.789519 0.777867 691.0
SB 0.833311 0.830862 0.835778 1553.0
SR 0.812784 0.824029 0.801856 907.0
macro avg 0.799214 0.800187 0.798440 4026.0
micro avg 0.805695 0.805695 0.805695 4026.0
weighted avg 0.805776 0.806030 0.805695 4026.0
The result of Model Number:Dataset Number:Featuregroup Number:Rescale of 27 : 0 : 5 :
1

f1-score precision recall support
AFIB 0.822751 0.845905 0.801000 204.0
GSVT 0.844021 0.838097 0.850189 300.0
SB 0.867232 0.863762 0.870731 892.0
SR 0.855705 0.856240 0.855196 681.0
macro avg 0.847427 0.851001 0.844279 2077.0

micro avg 0.855821 0.855821 0.855821 2077.0
weighted avg 0.855731 0.855834 0.855821 2077.0
The result of Model Number:Dataset Number:Featuregroup Number:Rescale of 27 : 0 : 6 :
0

	f1-score	precision	recall	support
AFIB	0.680195	0.673642	0.686982	875.0
GSVT	0.698016	0.700013	0.696103	691.0
SB	0.742111	0.740404	0.743831	1553.0
SR	0.721235	0.729722	0.712959	907.0
macro avg	0.710389	0.710945	0.709969	4026.0
micro avg	0.716329	0.716329	0.716329	4026.0
weighted avg	0.716383	0.716555	0.716329	4026.0

The result of Model Number:Dataset Number:Featuregroup Number:Rescale of 27 : 0 : 6 :
1

	f1-score	precision	recall	support
AFIB	0.920299	0.942176	0.899518	204.0
GSVT	0.944191	0.940548	0.947962	300.0
SB	0.967588	0.965429	0.969757	892.0
SR	0.955415	0.953493	0.957379	681.0
macro avg	0.946873	0.950411	0.943654	2077.0
micro avg	0.955652	0.955652	0.955652	2077.0
weighted avg	0.955573	0.955638	0.955652	2077.0

The result of Model Number:Dataset Number:Featuregroup Number:Rescale of 27 : 0 : 7 :
0

	f1-score	precision	recall	support
AFIB	0.714419	0.718167	0.710753	875.0
GSVT	0.729357	0.728047	0.730724	691.0
SB	0.791957	0.785884	0.798127	1553.0
SR	0.764016	0.771663	0.756524	907.0
macro avg	0.749937	0.750940	0.749032	4026.0
micro avg	0.758196	0.758196	0.758196	4026.0
weighted avg	0.758066	0.758036	0.758196	4026.0

The result of Model Number:Dataset Number:Featuregroup Number:Rescale of 27 : 0 : 7 :
1

	f1-score	precision	recall	support
AFIB	0.826886	0.842730	0.811837	204.0
GSVT	0.853181	0.848786	0.857700	300.0
SB	0.874281	0.872919	0.875653	892.0
SR	0.865666	0.864806	0.866555	681.0
macro avg	0.855003	0.857310	0.852936	2077.0
micro avg	0.863809	0.863809	0.863809	2077.0
weighted avg	0.863753	0.863808	0.863809	2077.0

The result of Model Number:Dataset Number:Featuregroup Number:Rescale of 27 : 0 : 8 :
0

f1-score precision recall support
AFIB 0.853721 0.894708 0.816495 204.0
GSVT 0.890854 0.883290 0.898574 300.0
SB 0.904854 0.898264 0.911547 892.0
SR 0.895336 0.895751 0.894948 681.0
macro avg 0.886191 0.893003 0.880391 2077.0
micro avg 0.894895 0.894895 0.894895 2077.0
weighted avg 0.894689 0.894928 0.894895 2077.0
The result of Model Number:Dataset Number:Featuregroup Number:Rescale of 27 : 0 : 8 :
1

f1-score precision recall support
AFIB 0.741807 0.808991 0.686162 204.0
GSVT 0.861002 0.851164 0.871336 300.0
SB 0.913042 0.910705 0.915396 892.0
SR 0.890687 0.878626 0.903110 681.0
macro avg 0.851635 0.862371 0.844001 2077.0
micro avg 0.882489 0.882489 0.882489 2077.0
weighted avg 0.881377 0.881597 0.882489 2077.0
The result of Model Number:Dataset Number:Featuregroup Number:Rescale of 27 : 0 : 9 :
0

f1-score precision recall support
AFIB 0.660377 0.662313 0.658503 875.0
GSVT 0.671304 0.662682 0.680240 691.0
SB 0.710464 0.708737 0.712202 1553.0
SR 0.692474 0.700692 0.684454 907.0
macro avg 0.683655 0.683606 0.683850 4026.0
micro avg 0.688794 0.688794 0.688794 4026.0
weighted avg 0.688804 0.688930 0.688794 4026.0
The result of Model Number:Dataset Number:Featuregroup Number:Rescale of 27 : 0 : 9 :
1

f1-score precision recall support
AFIB 0.661883 0.663823 0.660005 875.0
GSVT 0.672835 0.664193 0.681792 691.0
SB 0.712084 0.710353 0.713826 1553.0
SR 0.694053 0.702290 0.686014 907.0
macro avg 0.685214 0.685165 0.685409 4026.0
micro avg 0.690365 0.690365 0.690365 4026.0
weighted avg 0.690375 0.690501 0.690365 4026.0
The result of Model Number:Dataset Number:Featuregroup Number:Rescale of 27 : 0 :
10 : 0

f1-score precision recall support
AFIB 0.667105 0.679957 0.655045 204.0
GSVT 0.679632 0.668590 0.691170 300.0
SB 0.690979 0.682738 0.699423 892.0

SR 0.678125 0.690839 0.665882 681.0
macro avg 0.678960 0.680531 0.677880 2077.0
micro avg 0.682875 0.682875 0.682875 2077.0
weighted avg 0.682781 0.683077 0.682875 2077.0
The result of Model Number:Dataset Number:Featuregroup Number:Rescale of 27 : 0 :
10 : 1

f1-score precision recall support
AFIB 0.750213 0.735268 0.765817 875.0
GSVT 0.610607 0.567832 0.765379 691.0
SB 0.495440 0.496294 0.494590 1553.0
SR 0.803172 0.810245 0.796256 907.0
macro avg 0.664858 0.652410 0.705510 4026.0
micro avg 0.667975 0.667975 0.667975 4026.0
weighted avg 0.639906 0.631239 0.667975 4026.0

The result of Model Number:Dataset Number:Featuregroup Number:Rescale of 27 : 1 : 0 :
0

f1-score precision recall support
AFIB 0.918563 0.935415 0.902379 204.0
GSVT 0.930678 0.921286 0.940283 300.0
SB 0.953603 0.948639 0.958625 892.0
SR 0.940621 0.946515 0.934820 681.0
macro avg 0.935866 0.937964 0.934027 2077.0
micro avg 0.942646 0.942646 0.942646 2077.0
weighted avg 0.942594 0.942693 0.942646 2077.0

The result of Model Number:Dataset Number:Featuregroup Number:Rescale of 27 : 1 : 0 :
1

f1-score precision recall support
AFIB 0.874708 0.895646 0.856006 204.0
GSVT 0.900466 0.887778 0.913897 300.0
SB 0.923862 0.914476 0.933485 892.0
SR 0.901781 0.914802 0.889197 681.0
macro avg 0.900204 0.903175 0.898146 2077.0
micro avg 0.908525 0.908525 0.908525 2077.0
weighted avg 0.908415 0.908877 0.908525 2077.0

The result of Model Number:Dataset Number:Featuregroup Number:Rescale of 27 : 1 : 1 :
0

f1-score precision recall support
AFIB 0.897348 0.905529 0.889432 204.0
GSVT 0.920766 0.917751 0.923829 300.0
SB 0.937598 0.936973 0.938228 892.0
SR 0.929352 0.929085 0.929633 681.0
macro avg 0.921266 0.922335 0.920280 2077.0
micro avg 0.928537 0.928537 0.928537 2077.0
weighted avg 0.928510 0.928522 0.928537 2077.0

The result of Model Number:Dataset Number:Featuregroup Number:Rescale of 27 : 1 : 1 : 1

	f1-score	precision	recall	support
AFIB	0.809179	0.807877	0.810816	875.0
GSVT	0.828046	0.823729	0.832455	691.0
SB	0.865765	0.858430	0.873233	1553.0
SR	0.832715	0.851228	0.815271	907.0
macro avg	0.833926	0.835316	0.832944	4026.0
micro avg	0.839611	0.839611	0.839611	4026.0
weighted avg	0.839547	0.839865	0.839611	4026.0

The result of Model Number:Dataset Number:Featuregroup Number:Rescale of 27 : 1 : 2 : 0

	f1-score	precision	recall	support
AFIB	0.835730	0.863484	0.810022	204.0
GSVT	0.867447	0.860487	0.874649	300.0
SB	0.886612	0.882969	0.890288	892.0
SR	0.878331	0.878202	0.878461	681.0
macro avg	0.867030	0.871285	0.863355	2077.0
micro avg	0.876268	0.876268	0.876268	2077.0
weighted avg	0.876131	0.876245	0.876268	2077.0

The result of Model Number:Dataset Number:Featuregroup Number:Rescale of 27 : 1 : 2 : 1

	f1-score	precision	recall	support
AFIB	0.694771	0.712664	0.677783	204.0
GSVT	0.637574	0.609193	0.719502	300.0
SB	0.731481	0.729770	0.733203	892.0
SR	0.580298	0.580407	0.580196	681.0
macro avg	0.661031	0.658008	0.677671	2077.0
micro avg	0.675613	0.675613	0.675613	2077.0
weighted avg	0.664742	0.661701	0.675613	2077.0

The result of Model Number:Dataset Number:Featuregroup Number:Rescale of 27 : 1 : 3 : 0

	f1-score	precision	recall	support
AFIB	0.182964	0.184885	0.181082	175.0
GSVT	0.183259	0.181312	0.185248	138.2
SB	0.193003	0.192263	0.193749	310.6
SR	0.188537	0.189482	0.187601	181.4
macro avg	0.186941	0.186985	0.186920	805.2
micro avg	0.188152	0.188152	0.188152	805.2
weighted avg	0.188143	0.188153	0.188152	805.2

The result of Model Number:Dataset Number:Featuregroup Number:Rescale of 27 : 1 : 3 : 1

	f1-score	precision	recall	support
AFIB	0.698634	0.711205	0.686707	204.0

GSVT 0.714395 0.704351 0.724849 300.0
SB 0.725388 0.716817 0.734169 892.0
SR 0.710799 0.723454 0.698587 681.0
macro avg 0.712304 0.713957 0.711078 2077.0
micro avg 0.716495 0.716495 0.716495 2077.0
weighted avg 0.716389 0.716641 0.716495 2077.0
The result of Model Number:Dataset Number:Featuregroup Number:Rescale of 27 : 1 : 4 :
0

f1-score precision recall support
AFIB 0.764816 0.759999 0.861512 204.0
GSVT 0.932323 0.927527 0.937325 300.0
SB 0.958869 0.954307 0.963486 892.0
SR 0.752125 0.754603 0.750116 681.0
macro avg 0.852033 0.849109 0.878110 2077.0
micro avg 0.879732 0.879732 0.879732 2077.0
weighted avg 0.868188 0.865876 0.879732 2077.0
The result of Model Number:Dataset Number:Featuregroup Number:Rescale of 27 : 1 : 4 :
1

f1-score precision recall support
AFIB 0.893408 0.892410 0.894435 875.0
GSVT 0.909750 0.898371 0.921447 691.0
SB 0.955687 0.948004 0.963503 1553.0
SR 0.913049 0.937005 0.890302 907.0
macro avg 0.917973 0.918948 0.917422 4026.0
micro avg 0.924783 0.924783 0.924783 4026.0
weighted avg 0.924661 0.924925 0.924783 4026.0
The result of Model Number:Dataset Number:Featuregroup Number:Rescale of 27 : 1 : 5 :
0

f1-score precision recall support
AFIB 0.869142 0.857069 0.881643 875.0
GSVT 0.900201 0.912210 0.888621 691.0
SB 0.956306 0.954347 0.958277 1553.0
SR 0.931416 0.938613 0.924330 907.0
macro avg 0.914266 0.915560 0.913218 4026.0
micro avg 0.922018 0.922018 0.922018 4026.0
weighted avg 0.922125 0.922428 0.922018 4026.0
The result of Model Number:Dataset Number:Featuregroup Number:Rescale of 27 : 1 : 5 :
1

f1-score precision recall support
AFIB 0.745610 0.794191 0.702960 204.0
GSVT 0.778274 0.759144 0.798499 300.0
SB 0.801099 0.790808 0.811689 892.0
SR 0.780291 0.789608 0.771243 681.0
macro avg 0.776319 0.783438 0.771098 2077.0

micro avg 0.785843 0.785843 0.785843 2077.0
weighted avg 0.785530 0.786173 0.785843 2077.0
The result of Model Number:Dataset Number:Featuregroup Number:Rescale of 27 : 1 : 6 :
0

	f1-score	precision	recall	support
AFIB	0.801306	0.803766	0.798989	204.0
GSVT	0.822356	0.820266	0.824530	300.0
SB	0.840727	0.839700	0.841761	892.0
SR	0.833846	0.835449	0.832255	681.0
macro avg	0.824559	0.824795	0.824384	2077.0
micro avg	0.831955	0.831955	0.831955	2077.0
weighted avg	0.831945	0.831969	0.831955	2077.0

The result of Model Number:Dataset Number:Featuregroup Number:Rescale of 27 : 1 : 6 :
1

	f1-score	precision	recall	support
AFIB	0.667763	0.659175	0.676625	875.0
GSVT	0.681356	0.686997	0.675835	691.0
SB	0.728506	0.725264	0.731786	1553.0
SR	0.707775	0.718243	0.697624	907.0
macro avg	0.696350	0.697419	0.695468	4026.0
micro avg	0.702498	0.702498	0.702498	4026.0
weighted avg	0.702541	0.702750	0.702498	4026.0

The result of Model Number:Dataset Number:Featuregroup Number:Rescale of 27 : 1 : 7 :
0

	f1-score	precision	recall	support
AFIB	0.707978	0.702641	0.803545	204.0
GSVT	0.858284	0.853202	0.863435	300.0
SB	0.701956	0.700492	0.703431	892.0
SR	0.868156	0.866766	0.869560	681.0
macro avg	0.784094	0.780775	0.809993	2077.0
micro avg	0.790845	0.790845	0.790845	2077.0
weighted avg	0.779621	0.777278	0.790845	2077.0

The result of Model Number:Dataset Number:Featuregroup Number:Rescale of 27 : 1 : 7 :
1

	f1-score	precision	recall	support
AFIB	0.867319	0.877461	0.857570	204.0
GSVT	0.782326	0.752458	0.892622	300.0
SB	0.725838	0.724128	0.727564	892.0
SR	0.901246	0.902979	0.899527	681.0
macro avg	0.819182	0.814256	0.844321	2077.0
micro avg	0.820557	0.820557	0.820557	2077.0
weighted avg	0.805405	0.801921	0.820557	2077.0

The result of Model Number:Dataset Number:Featuregroup Number:Rescale of 27 : 1 : 8 :
0

f1-score precision recall support
AFIB 0.723427 0.729093 0.717887 875.0
GSVT 0.725335 0.716078 0.734879 691.0
SB 0.760794 0.757743 0.763878 1553.0
SR 0.744721 0.752031 0.737579 907.0
macro avg 0.738569 0.738736 0.738556 4026.0
micro avg 0.742981 0.742981 0.742981 4026.0
weighted avg 0.742966 0.743078 0.742981 4026.0
The result of Model Number:Dataset Number:Featuregroup Number:Rescale of 27 : 1 : 8 :
1

f1-score precision recall support
AFIB 0.713528 0.723357 0.704277 875.0
GSVT 0.729105 0.726086 0.732347 691.0
SB 0.776611 0.766428 0.787100 1553.0
SR 0.752228 0.763462 0.741655 907.0
macro avg 0.742868 0.744833 0.741345 4026.0
micro avg 0.749464 0.749464 0.749464 4026.0
weighted avg 0.749254 0.749475 0.749464 4026.0
The result of Model Number:Dataset Number:Featuregroup Number:Rescale of 27 : 1 : 9 :
0

f1-score precision recall support
AFIB 0.753139 0.755010 0.751328 875.0
GSVT 0.766109 0.768411 0.763918 691.0
SB 0.812704 0.807187 0.818301 1553.0
SR 0.797239 0.803157 0.791437 907.0
macro avg 0.782297 0.783441 0.781246 4026.0
micro avg 0.788359 0.788359 0.788359 4026.0
weighted avg 0.788277 0.788284 0.788359 4026.0
The result of Model Number:Dataset Number:Featuregroup Number:Rescale of 27 : 1 : 9 :
1

f1-score precision recall support
AFIB 0.857700 0.900554 0.819171 204.0
GSVT 0.883558 0.867184 0.900870 300.0
SB 0.903778 0.894668 0.913095 892.0
SR 0.878713 0.886562 0.871082 681.0
macro avg 0.880937 0.887242 0.876054 2077.0
micro avg 0.888329 0.888329 0.888329 2077.0
weighted avg 0.888114 0.888619 0.888329 2077.0
The result of Model Number:Dataset Number:Featuregroup Number:Rescale of 27 : 1 :
10 : 0

f1-score precision recall support
AFIB 0.809448 0.817278 0.801913 204.0
GSVT 0.838090 0.836438 0.839763 300.0
SB 0.855608 0.854092 0.857140 892.0

SR 0.847720 0.848130 0.847346 681.0
macro avg 0.837717 0.838985 0.836541 2077.0
micro avg 0.845995 0.845995 0.845995 2077.0
weighted avg 0.845958 0.845972 0.845995 2077.0
The result of Model Number:Dataset Number:Featuregroup Number:Rescale of 27 : 1 :
10 : 1

f1-score precision recall support
AFIB 0.824625 0.824213 0.825073 875.0
GSVT 0.834882 0.840468 0.829437 691.0
SB 0.885090 0.883056 0.887138 1553.0
SR 0.859454 0.859250 0.859807 907.0
macro avg 0.851013 0.851747 0.850364 4026.0
micro avg 0.857588 0.857588 0.857588 4026.0
weighted avg 0.857556 0.857595 0.857588 4026.0

The result of Model Number:Dataset Number:Featuregroup Number:Rescale of 28 : 0 : 0 :
0

f1-score precision recall support
AFIB 0.725200 0.754470 0.698173 204.0
GSVT 0.752187 0.739968 0.764946 300.0
SB 0.771646 0.765442 0.777961 892.0
SR 0.750886 0.756293 0.745595 681.0
macro avg 0.749980 0.754043 0.746669 2077.0
micro avg 0.757632 0.757632 0.757632 2077.0
weighted avg 0.757467 0.757685 0.757632 2077.0

The result of Model Number:Dataset Number:Featuregroup Number:Rescale of 28 : 0 : 0 :
1

f1-score precision recall support
AFIB 0.687046 0.709861 0.665911 204.0
GSVT 0.713119 0.707398 0.719041 300.0
SB 0.728875 0.725880 0.731897 892.0
SR 0.722067 0.721962 0.722174 681.0
macro avg 0.712777 0.716275 0.709756 2077.0
micro avg 0.720371 0.720371 0.720371 2077.0
weighted avg 0.720259 0.720352 0.720371 2077.0

The result of Model Number:Dataset Number:Featuregroup Number:Rescale of 28 : 0 : 1 :
0

f1-score precision recall support
AFIB 0.817720 0.831918 0.804103 204.0
GSVT 0.833834 0.831366 0.836334 300.0
SB 0.843667 0.840665 0.846693 892.0
SR 0.836807 0.837681 0.835954 681.0
macro avg 0.833007 0.835408 0.830771 2077.0
micro avg 0.837492 0.837492 0.837492 2077.0
weighted avg 0.837449 0.837484 0.837492 2077.0

The result of Model Number:Dataset Number:Featuregroup Number:Rescale of 28 : 0 : 1 : 1

	f1-score	precision	recall	support
AFIB	0.774056	0.807231	0.743794	204.0
GSVT	0.800067	0.787979	0.812583	300.0
SB	0.815936	0.807866	0.824170	892.0
SR	0.793830	0.800621	0.787183	681.0
macro avg	0.795972	0.800924	0.791932	2077.0
micro avg	0.802475	0.802475	0.802475	2077.0
weighted avg	0.802282	0.802556	0.802475	2077.0

The result of Model Number:Dataset Number:Featuregroup Number:Rescale of 28 : 0 : 2 : 0

	f1-score	precision	recall	support
AFIB	0.871649	0.863674	0.879810	875.0
GSVT	0.882817	0.890607	0.875295	691.0
SB	0.938407	0.933459	0.943420	1553.0
SR	0.917193	0.928246	0.906484	907.0
macro avg	0.902516	0.903997	0.901252	4026.0
micro avg	0.909582	0.909582	0.909582	4026.0
weighted avg	0.909578	0.909763	0.909582	4026.0

The result of Model Number:Dataset Number:Featuregroup Number:Rescale of 28 : 0 : 2 : 1

	f1-score	precision	recall	support
AFIB	0.757155	0.762256	0.752233	875.0
GSVT	0.770667	0.759963	0.781819	691.0
SB	0.821230	0.815606	0.826938	1553.0
SR	0.787950	0.801561	0.774837	907.0
macro avg	0.784250	0.784846	0.783957	4026.0
micro avg	0.791220	0.791220	0.791220	4026.0
weighted avg	0.791128	0.791297	0.791220	4026.0

The result of Model Number:Dataset Number:Featuregroup Number:Rescale of 28 : 0 : 3 : 0

	f1-score	precision	recall	support
AFIB	0.696867	0.690334	0.703614	875.0
GSVT	0.660697	0.644817	0.709266	691.0
SB	0.763973	0.761167	0.766820	1553.0
SR	0.594204	0.598371	0.590103	907.0
macro avg	0.678935	0.673672	0.692451	4026.0
micro avg	0.703393	0.703393	0.703393	4026.0
weighted avg	0.693416	0.689127	0.703393	4026.0

The result of Model Number:Dataset Number:Featuregroup Number:Rescale of 28 : 0 : 3 : 1

	f1-score	precision	recall	support
AFIB	0.737593	0.756903	0.719581	204.0

GSVT 0.694025 0.714195 0.675340 300.0
SB 0.732344 0.706560 0.760095 892.0
SR 0.663781 0.685398 0.643619 681.0
macro avg 0.706936 0.715764 0.699659 2077.0
micro avg 0.705684 0.705684 0.705684 2077.0
weighted avg 0.704845 0.705669 0.705684 2077.0
The result of Model Number:Dataset Number:Featuregroup Number:Rescale of 28 : 0 : 4 :
0

f1-score precision recall support
AFIB 0.859071 0.885530 0.834319 204.0
GSVT 0.880987 0.870202 0.892139 300.0
SB 0.904916 0.899539 0.910388 892.0
SR 0.889663 0.894051 0.885353 681.0
macro avg 0.883659 0.887331 0.880550 2077.0
micro avg 0.892072 0.892072 0.892072 2077.0
weighted avg 0.891956 0.892127 0.892072 2077.0
The result of Model Number:Dataset Number:Featuregroup Number:Rescale of 28 : 0 : 4 :
1

f1-score precision recall support
AFIB 0.775322 0.764583 0.786399 875.0
GSVT 0.792518 0.798932 0.786211 691.0
SB 0.841249 0.838831 0.843685 1553.0
SR 0.820784 0.831466 0.810380 907.0
macro avg 0.807468 0.808453 0.806669 4026.0
micro avg 0.813867 0.813867 0.813867 4026.0
weighted avg 0.813946 0.814187 0.813867 4026.0
The result of Model Number:Dataset Number:Featuregroup Number:Rescale of 28 : 0 : 5 :
0

f1-score precision recall support
AFIB 0.762105 0.778091 0.746784 204.0
GSVT 0.779785 0.775171 0.784462 300.0
SB 0.798795 0.796924 0.800675 892.0
SR 0.792048 0.791820 0.792283 681.0
macro avg 0.783183 0.785502 0.781051 2077.0
micro avg 0.790289 0.790289 0.790289 2077.0
weighted avg 0.790233 0.790259 0.790289 2077.0
The result of Model Number:Dataset Number:Featuregroup Number:Rescale of 28 : 0 : 5 :
1

f1-score precision recall support
AFIB 0.767451 0.758497 0.778620 875.0
GSVT 0.789661 0.780089 0.800106 691.0
SB 0.801563 0.770622 0.846947 1553.0
SR 0.636483 0.670056 0.606151 907.0
macro avg 0.748789 0.744816 0.757956 4026.0

micro avg 0.769810 0.769810 0.769810 4026.0
weighted avg 0.754916 0.746956 0.769810 4026.0
The result of Model Number:Dataset Number:Featuregroup Number:Rescale of 28 : 0 : 6 :
0

	f1-score	precision	recall	support
AFIB	0.806954	0.826588	0.788430	204.0
GSVT	0.817098	0.805850	0.828774	300.0
SB	0.833597	0.825273	0.842097	892.0
SR	0.819043	0.829791	0.808593	681.0
macro avg	0.819173	0.821875	0.816974	2077.0
micro avg	0.823916	0.823916	0.823916	2077.0
weighted avg	0.823825	0.824078	0.823916	2077.0

The result of Model Number:Dataset Number:Featuregroup Number:Rescale of 28 : 0 : 6 :
1

	f1-score	precision	recall	support
AFIB	0.622956	0.624160	0.621804	875.0
GSVT	0.603539	0.600888	0.606250	691.0
SB	0.630627	0.592297	0.674278	1553.0
SR	0.507566	0.588122	0.446541	907.0
macro avg	0.591172	0.601367	0.587218	4026.0
micro avg	0.599892	0.599892	0.599892	4026.0
weighted avg	0.596587	0.599756	0.599892	4026.0

The result of Model Number:Dataset Number:Featuregroup Number:Rescale of 28 : 0 : 7 :
0

	f1-score	precision	recall	support
AFIB	0.657390	0.657565	0.657329	875.0
GSVT	0.668837	0.666368	0.671409	691.0
SB	0.715525	0.713788	0.717274	1553.0
SR	0.698461	0.703474	0.693538	907.0
macro avg	0.685053	0.685299	0.684888	4026.0
micro avg	0.691026	0.691026	0.691026	4026.0
weighted avg	0.691033	0.691106	0.691026	4026.0

The result of Model Number:Dataset Number:Featuregroup Number:Rescale of 28 : 0 : 7 :
1

	f1-score	precision	recall	support
AFIB	0.791743	0.827495	0.759210	204.0
GSVT	0.819280	0.810079	0.828842	300.0
SB	0.788117	0.753757	0.843297	892.0
SR	0.656610	0.662208	0.651217	681.0
macro avg	0.763937	0.763385	0.770641	2077.0
micro avg	0.769971	0.769971	0.769971	2077.0
weighted avg	0.749856	0.739118	0.769971	2077.0

The result of Model Number:Dataset Number:Featuregroup Number:Rescale of 28 : 0 : 8 :
0

f1-score precision recall support
AFIB 0.682242 0.739195 0.634797 204.0
GSVT 0.731784 0.722582 0.741521 300.0
SB 0.750465 0.739952 0.761369 892.0
SR 0.729994 0.733414 0.726962 681.0
macro avg 0.723621 0.733786 0.716162 2077.0
micro avg 0.734789 0.734789 0.734789 2077.0
weighted avg 0.734354 0.735225 0.734789 2077.0
The result of Model Number:Dataset Number:Featuregroup Number:Rescale of 28 : 0 : 8 :
1

f1-score precision recall support
AFIB 0.758214 0.756987 0.759512 875.0
GSVT 0.765161 0.768204 0.762181 691.0
SB 0.803552 0.800631 0.806501 1553.0
SR 0.790409 0.794407 0.786494 907.0
macro avg 0.779334 0.780057 0.778672 4026.0
micro avg 0.784174 0.784174 0.784174 4026.0
weighted avg 0.784148 0.784178 0.784174 4026.0
The result of Model Number:Dataset Number:Featuregroup Number:Rescale of 28 : 0 : 9 :
0

f1-score precision recall support
AFIB 0.833570 0.851088 0.816791 875.0
GSVT 0.887655 0.890704 0.884670 691.0
SB 0.967112 0.962554 0.971718 1553.0
SR 0.915480 0.903288 0.928082 907.0
macro avg 0.900954 0.901909 0.900315 4026.0
micro avg 0.913276 0.913276 0.913276 4026.0
weighted avg 0.912819 0.912645 0.913276 4026.0
The result of Model Number:Dataset Number:Featuregroup Number:Rescale of 28 : 0 : 9 :
1

f1-score precision recall support
AFIB 0.826153 0.839888 0.813050 204.0
GSVT 0.841995 0.836013 0.848126 300.0
SB 0.861525 0.856683 0.866441 892.0
SR 0.850549 0.855753 0.845435 681.0
macro avg 0.845055 0.847084 0.843263 2077.0
micro avg 0.851664 0.851664 0.851664 2077.0
weighted avg 0.851631 0.851743 0.851664 2077.0
The result of Model Number:Dataset Number:Featuregroup Number:Rescale of 28 : 0 :
10 : 0

f1-score precision recall support
AFIB 0.825146 0.821791 0.828550 875.0
GSVT 0.837208 0.842269 0.832239 691.0
SB 0.882993 0.881918 0.884073 1553.0

SR 0.864572 0.865942 0.863232 907.0
macro avg 0.852480 0.852980 0.852024 4026.0
micro avg 0.858414 0.858414 0.858414 4026.0
weighted avg 0.858412 0.858446 0.858414 4026.0
The result of Model Number:Dataset Number:Featuregroup Number:Rescale of 28 : 0 :
10 : 1

f1-score precision recall support
AFIB 0.729948 0.731097 0.728897 204.0
GSVT 0.747601 0.746435 0.748835 300.0
SB 0.763024 0.762093 0.763963 892.0
SR 0.757680 0.759134 0.756235 681.0
macro avg 0.749563 0.749690 0.749482 2077.0
micro avg 0.755800 0.755800 0.755800 2077.0
weighted avg 0.755796 0.755817 0.755800 2077.0

The result of Model Number:Dataset Number:Featuregroup Number:Rescale of 28 : 1 : 0 :
0

f1-score precision recall support
AFIB 0.757347 0.765588 0.749503 204.0
GSVT 0.782977 0.779712 0.786396 300.0
SB 0.799022 0.798307 0.799738 892.0
SR 0.791470 0.791477 0.791470 681.0
macro avg 0.782704 0.783771 0.781777 2077.0
micro avg 0.790166 0.790166 0.790166 2077.0
weighted avg 0.790135 0.790168 0.790166 2077.0

The result of Model Number:Dataset Number:Featuregroup Number:Rescale of 28 : 1 : 0 :
1

f1-score precision recall support
AFIB 0.688316 0.707290 0.670470 204.0
GSVT 0.706634 0.693553 0.720285 300.0
SB 0.718094 0.711381 0.724937 892.0
SR 0.700044 0.709555 0.690797 681.0
macro avg 0.703272 0.705445 0.701622 2077.0
micro avg 0.707722 0.707722 0.707722 2077.0
weighted avg 0.707596 0.707805 0.707722 2077.0

The result of Model Number:Dataset Number:Featuregroup Number:Rescale of 28 : 1 : 1 :
0

f1-score precision recall support
AFIB 0.774905 0.779543 0.770361 204.0
GSVT 0.795547 0.793183 0.797932 300.0
SB 0.807730 0.806740 0.808725 892.0
SR 0.801842 0.802788 0.800904 681.0
macro avg 0.795006 0.795563 0.794481 2077.0
micro avg 0.800834 0.800834 0.800834 2077.0
weighted avg 0.800816 0.800815 0.800834 2077.0

The result of Model Number:Dataset Number:Featuregroup Number:Rescale of 28 : 1 : 1 : 1

	f1-score	precision	recall	support
AFIB	0.870270	0.859957	0.880906	875.0
GSVT	0.882657	0.891189	0.874372	691.0
SB	0.936793	0.933209	0.940412	1553.0
SR	0.914953	0.925509	0.904661	907.0
macro avg	0.901168	0.902466	0.900088	4026.0
micro avg	0.908090	0.908090	0.908090	4026.0
weighted avg	0.908123	0.908342	0.908090	4026.0

The result of Model Number:Dataset Number:Featuregroup Number:Rescale of 28 : 1 : 2 : 0

	f1-score	precision	recall	support
AFIB	0.855935	0.874737	0.838245	204.0
GSVT	0.883520	0.876379	0.890899	300.0
SB	0.902037	0.900927	0.903150	892.0
SR	0.894422	0.893644	0.895207	681.0
macro avg	0.883978	0.886422	0.881875	2077.0
micro avg	0.892401	0.892401	0.892401	2077.0
weighted avg	0.892337	0.892421	0.892401	2077.0

The result of Model Number:Dataset Number:Featuregroup Number:Rescale of 28 : 1 : 2 : 1

	f1-score	precision	recall	support
AFIB	0.676445	0.666848	0.686338	875.0
GSVT	0.690361	0.697090	0.683767	691.0
SB	0.734679	0.732285	0.737091	1553.0
SR	0.717522	0.726693	0.708588	907.0
macro avg	0.704752	0.705729	0.703946	4026.0
micro avg	0.710487	0.710487	0.710487	4026.0
weighted avg	0.710551	0.710763	0.710487	4026.0

The result of Model Number:Dataset Number:Featuregroup Number:Rescale of 28 : 1 : 3 : 0

	f1-score	precision	recall	support
AFIB	0.718948	0.710311	0.727825	875.0
GSVT	0.732776	0.738709	0.726942	691.0
SB	0.781082	0.778093	0.784099	1553.0
SR	0.762769	0.772522	0.753268	907.0
macro avg	0.748894	0.749909	0.748034	4026.0
micro avg	0.755113	0.755113	0.755113	4026.0
weighted avg	0.755162	0.755347	0.755113	4026.0

The result of Model Number:Dataset Number:Featuregroup Number:Rescale of 28 : 1 : 3 : 1

	f1-score	precision	recall	support
AFIB	0.710406	0.710744	0.710170	875.0

GSVT 0.728804 0.722495 0.735249 691.0
SB 0.778365 0.772693 0.784128 1553.0
SR 0.745112 0.759924 0.730905 907.0
macro avg 0.740672 0.741464 0.740113 4026.0
micro avg 0.747674 0.747674 0.747674 4026.0
weighted avg 0.747597 0.747737 0.747674 4026.0
The result of Model Number:Dataset Number:Featuregroup Number:Rescale of 28 : 1 : 4 :
0

f1-score precision recall support

AFIB 0.680333 0.678241 0.682482 875.0
GSVT 0.662991 0.666242 0.659876 691.0
SB 0.696989 0.668065 0.728537 1553.0
SR 0.599817 0.654434 0.553661 907.0
macro avg 0.660033 0.666746 0.656139 4026.0
micro avg 0.667346 0.667346 0.667346 4026.0
weighted avg 0.665642 0.666893 0.667346 4026.0
The result of Model Number:Dataset Number:Featuregroup Number:Rescale of 28 : 1 : 4 :
1

f1-score precision recall support

AFIB 0.752446 0.762810 0.742690 875.0
GSVT 0.768872 0.765688 0.772291 691.0
SB 0.818969 0.808231 0.830030 1553.0
SR 0.793257 0.805103 0.782106 907.0
macro avg 0.783386 0.785458 0.781779 4026.0
micro avg 0.790341 0.790341 0.790341 4026.0
weighted avg 0.790120 0.790353 0.790341 4026.0
The result of Model Number:Dataset Number:Featuregroup Number:Rescale of 28 : 1 : 5 :
0

f1-score precision recall support

AFIB 0.627406 0.643053 0.612550 875.0
GSVT 0.667451 0.670009 0.664942 691.0
SB 0.722793 0.719293 0.726329 1553.0
SR 0.684886 0.673471 0.696740 907.0
macro avg 0.675634 0.676457 0.675140 4026.0
micro avg 0.684398 0.684398 0.684398 4026.0
weighted avg 0.684023 0.683941 0.684398 4026.0
The result of Model Number:Dataset Number:Featuregroup Number:Rescale of 28 : 1 : 5 :
1

f1-score precision recall support

AFIB 0.845294 0.849728 0.840957 875.0
GSVT 0.862969 0.861419 0.864586 691.0
SB 0.937037 0.929851 0.944337 1553.0
SR 0.903977 0.913025 0.895112 907.0
macro avg 0.887319 0.888506 0.886248 4026.0

micro avg 0.897091 0.897091 0.897091 4026.0
weighted avg 0.896937 0.896901 0.897091 4026.0
The result of Model Number:Dataset Number:Featuregroup Number:Rescale of 28 : 1 : 6 :
0

	f1-score	precision	recall	support
AFIB	0.750399	0.736371	0.765051	875.0
GSVT	0.776684	0.788946	0.764895	691.0
SB	0.825971	0.824495	0.827459	1553.0
SR	0.804976	0.813504	0.796630	907.0
macro avg	0.789508	0.790829	0.788509	4026.0
micro avg	0.796212	0.796212	0.796212	4026.0
weighted avg	0.796357	0.796765	0.796212	4026.0

The result of Model Number:Dataset Number:Featuregroup Number:Rescale of 28 : 1 : 6 :
1

	f1-score	precision	recall	support
AFIB	0.830228	0.822533	0.838115	875.0
GSVT	0.845138	0.849728	0.840612	691.0
SB	0.895472	0.893408	0.897547	1553.0
SR	0.874608	0.882679	0.866711	907.0
macro avg	0.861362	0.862087	0.860746	4026.0
micro avg	0.867911	0.867911	0.867911	4026.0
weighted avg	0.867953	0.868090	0.867911	4026.0

The result of Model Number:Dataset Number:Featuregroup Number:Rescale of 28 : 1 : 7 :
0

	f1-score	precision	recall	support
AFIB	0.867194	0.878920	0.856139	204.0
GSVT	0.900133	0.898672	0.901630	300.0
SB	0.919680	0.918455	0.920917	892.0
SR	0.910280	0.909114	0.911481	681.0
macro avg	0.899322	0.901290	0.897542	2077.0
micro avg	0.908675	0.908675	0.908675	2077.0
weighted avg	0.908619	0.908652	0.908675	2077.0

The result of Model Number:Dataset Number:Featuregroup Number:Rescale of 28 : 1 : 7 :
1

	f1-score	precision	recall	support
AFIB	0.750099	0.748507	0.751732	875.0
GSVT	0.761818	0.758166	0.765569	691.0
SB	0.801810	0.792238	0.811618	1553.0
SR	0.764548	0.786209	0.744066	907.0
macro avg	0.769569	0.771280	0.768246	4026.0
micro avg	0.775480	0.775480	0.775480	4026.0
weighted avg	0.775313	0.775528	0.775480	4026.0

The result of Model Number:Dataset Number:Featuregroup Number:Rescale of 28 : 1 : 8 :
0

f1-score precision recall support
AFIB 0.581928 0.645821 0.529679 204.0
GSVT 0.679480 0.670985 0.688326 300.0
SB 0.722933 0.719244 0.726661 892.0
SR 0.705998 0.696127 0.716155 681.0
macro avg 0.672585 0.683044 0.665205 2077.0
micro avg 0.698332 0.698332 0.698332 2077.0
weighted avg 0.697255 0.697483 0.698332 2077.0
The result of Model Number:Dataset Number:Featuregroup Number:Rescale of 28 : 1 : 8 :
1

f1-score precision recall support
AFIB 0.771627 0.764803 0.778607 875.0
GSVT 0.701543 0.679391 0.780481 691.0
SB 0.632479 0.607267 0.671906 1553.0
SR 0.651862 0.658607 0.645296 907.0
macro avg 0.689378 0.677517 0.719072 4026.0
micro avg 0.707736 0.707736 0.707736 4026.0
weighted avg 0.678942 0.665451 0.707736 4026.0
The result of Model Number:Dataset Number:Featuregroup Number:Rescale of 28 : 1 : 9 :
0

f1-score precision recall support
AFIB 0.846161 0.867952 0.825471 204.0
GSVT 0.776501 0.741936 0.876280 300.0
SB 0.890870 0.888786 0.892967 892.0
SR 0.706744 0.706877 0.706620 681.0
macro avg 0.805069 0.801388 0.825335 2077.0
micro avg 0.822829 0.822829 0.822829 2077.0
weighted avg 0.809589 0.805885 0.822829 2077.0
The result of Model Number:Dataset Number:Featuregroup Number:Rescale of 28 : 1 : 9 :
1

f1-score precision recall support
AFIB 0.819780 0.807528 0.832441 875.0
GSVT 0.835498 0.842644 0.828486 691.0
SB 0.892711 0.889637 0.895812 1553.0
SR 0.866581 0.879506 0.854060 907.0
macro avg 0.853643 0.854829 0.852700 4026.0
micro avg 0.861078 0.861078 0.861078 4026.0
weighted avg 0.861154 0.861444 0.861078 4026.0
The result of Model Number:Dataset Number:Featuregroup Number:Rescale of 28 : 1 :
10 : 0

f1-score precision recall support
AFIB 0.838828 0.837110 0.841161 875.0
GSVT 0.850270 0.841345 0.859540 691.0
SB 0.896750 0.884641 0.909369 1553.0

SR 0.853114 0.885648 0.823080 907.0
macro avg 0.859740 0.862186 0.858288 4026.0
micro avg 0.866553 0.866553 0.866553 4026.0
weighted avg 0.866353 0.867106 0.866553 4026.0
The result of Model Number:Dataset Number:Featuregroup Number:Rescale of 28 : 1 :
10 : 1

f1-score precision recall support
AFIB 0.830918 0.806083 0.885975 875.0
GSVT 0.711558 0.695976 0.728118 691.0
SB 0.943798 0.936108 0.951865 1553.0
SR 0.885418 0.922592 0.852785 907.0
macro avg 0.842923 0.840190 0.854686 4026.0
micro avg 0.876821 0.876821 0.876821 4026.0
weighted avg 0.866252 0.863589 0.876821 4026.0
The result of Model Number:Dataset Number:Featuregroup Number:Rescale of 29 : 0 : 0 :
0

f1-score precision recall support
AFIB 0.812544 0.813121 0.811983 875.0
GSVT 0.823493 0.825117 0.821946 691.0
SB 0.874688 0.871781 0.877617 1553.0
SR 0.854135 0.857310 0.851012 907.0
macro avg 0.841215 0.841832 0.840639 4026.0
micro avg 0.847803 0.847803 0.847803 4026.0
weighted avg 0.847765 0.847763 0.847803 4026.0
The result of Model Number:Dataset Number:Featuregroup Number:Rescale of 29 : 0 : 0 :
1

f1-score precision recall support
AFIB 0.786983 0.770077 0.804690 875.0
GSVT 0.815003 0.826823 0.803571 691.0
SB 0.867603 0.867438 0.867772 1553.0
SR 0.845858 0.855690 0.836255 907.0
macro avg 0.828862 0.830007 0.828072 4026.0
micro avg 0.835943 0.835943 0.835943 4026.0
weighted avg 0.836155 0.836660 0.835943 4026.0
The result of Model Number:Dataset Number:Featuregroup Number:Rescale of 29 : 0 : 1 :
0

f1-score precision recall support
AFIB 0.821600 0.848286 0.796704 204.0
GSVT 0.844283 0.833518 0.855500 300.0
SB 0.868103 0.864829 0.871410 892.0
SR 0.855961 0.857511 0.854449 681.0
macro avg 0.847487 0.851036 0.844516 2077.0
micro avg 0.856214 0.856214 0.856214 2077.0
weighted avg 0.856114 0.856282 0.856214 2077.0

The result of Model Number:Dataset Number:Featuregroup Number:Rescale of 29 : 0 : 1 :
1

	f1-score	precision	recall	support
AFIB	0.858411	0.871284	0.846158	204.0
GSVT	0.889410	0.887048	0.891789	300.0
SB	0.910478	0.909265	0.911702	892.0
SR	0.901573	0.900411	0.902768	681.0
macro avg	0.889968	0.892002	0.888104	2077.0
micro avg	0.899459	0.899459	0.899459	2077.0
weighted avg	0.899401	0.899422	0.899459	2077.0

The result of Model Number:Dataset Number:Featuregroup Number:Rescale of 29 : 0 : 2 :
0

	f1-score	precision	recall	support
AFIB	0.680677	0.672648	0.688934	875.0
GSVT	0.692208	0.696588	0.687907	691.0
SB	0.738027	0.737035	0.739025	1553.0
SR	0.719896	0.726716	0.713227	907.0
macro avg	0.707702	0.708247	0.707273	4026.0
micro avg	0.713553	0.713553	0.713553	4026.0
weighted avg	0.713614	0.713774	0.713553	4026.0

The result of Model Number:Dataset Number:Featuregroup Number:Rescale of 29 : 0 : 2 :
1

	f1-score	precision	recall	support
AFIB	0.660383	0.646271	0.675163	875.0
GSVT	0.683868	0.694326	0.673782	691.0
SB	0.729002	0.729098	0.728909	1553.0
SR	0.710221	0.717576	0.703018	907.0
macro avg	0.695869	0.696818	0.695218	4026.0
micro avg	0.701933	0.701933	0.701933	4026.0
weighted avg	0.702111	0.702533	0.701933	4026.0

The result of Model Number:Dataset Number:Featuregroup Number:Rescale of 29 : 0 : 3 :
0

	f1-score	precision	recall	support
AFIB	0.790112	0.777462	0.889036	204.0
GSVT	0.925012	0.914279	0.936338	300.0
SB	0.955985	0.952375	0.959628	892.0
SR	0.750083	0.753961	0.746372	681.0
macro avg	0.855298	0.849519	0.882843	2077.0
micro avg	0.879409	0.879409	0.879409	2077.0
weighted avg	0.867709	0.864637	0.879409	2077.0

The result of Model Number:Dataset Number:Featuregroup Number:Rescale of 29 : 0 : 3 :
1

	f1-score	precision	recall	support
AFIB	0.790640	0.844624	0.743480	204.0

GSVT 0.835785 0.818754 0.853614 300.0
SB 0.856516 0.849007 0.864191 892.0
SR 0.835388 0.838170 0.832699 681.0
macro avg 0.829582 0.837639 0.823496 2077.0
micro avg 0.840482 0.840482 0.840482 2077.0
weighted avg 0.840124 0.840654 0.840482 2077.0
The result of Model Number:Dataset Number:Featuregroup Number:Rescale of 29 : 0 : 4 :
0

f1-score precision recall support

AFIB 0.816657 0.814984 0.818929 875.0
GSVT 0.827797 0.819107 0.836822 691.0
SB 0.873048 0.861259 0.885334 1553.0
SR 0.830565 0.862239 0.801325 907.0
macro avg 0.837017 0.839397 0.835602 4026.0
micro avg 0.843649 0.843649 0.843649 4026.0
weighted avg 0.843454 0.844188 0.843649 4026.0
The result of Model Number:Dataset Number:Featuregroup Number:Rescale of 29 : 0 : 4 :
1

f1-score precision recall support

AFIB 0.568653 0.620155 0.525997 204.0
GSVT 0.660026 0.652484 0.667948 300.0
SB 0.699918 0.698127 0.701723 892.0
SR 0.682782 0.673536 0.692304 681.0
macro avg 0.652845 0.661075 0.646993 2077.0
micro avg 0.676497 0.676497 0.676497 2077.0
weighted avg 0.675645 0.675813 0.676497 2077.0
The result of Model Number:Dataset Number:Featuregroup Number:Rescale of 29 : 0 : 5 :
0

f1-score precision recall support

AFIB 0.675010 0.691208 0.659861 204.0
GSVT 0.699011 0.694960 0.703195 300.0
SB 0.713940 0.711321 0.716580 892.0
SR 0.707736 0.708261 0.707220 681.0
macro avg 0.698924 0.701437 0.696714 2077.0
micro avg 0.706007 0.706007 0.706007 2077.0
weighted avg 0.705926 0.705979 0.706007 2077.0
The result of Model Number:Dataset Number:Featuregroup Number:Rescale of 29 : 0 : 5 :
1

f1-score precision recall support

AFIB 0.858831 0.863545 0.854224 875.0
GSVT 0.860032 0.849159 0.871322 691.0
SB 0.904473 0.900843 0.908139 1553.0
SR 0.885057 0.895801 0.874622 907.0
macro avg 0.877098 0.877337 0.877077 4026.0

micro avg 0.882552 0.882552 0.882552 4026.0
weighted avg 0.882551 0.882730 0.882552 4026.0
The result of Model Number:Dataset Number:Featuregroup Number:Rescale of 29 : 0 : 6 :
0

	f1-score	precision	recall	support
AFIB	0.791590	0.851097	0.740686	204.0
GSVT	0.754915	0.778878	0.732499	300.0
SB	0.786515	0.747595	0.829716	892.0
SR	0.696242	0.726169	0.668756	681.0
macro avg	0.757316	0.775935	0.742914	2077.0
micro avg	0.754155	0.754155	0.754155	2077.0
weighted avg	0.752851	0.755254	0.754155	2077.0

The result of Model Number:Dataset Number:Featuregroup Number:Rescale of 29 : 0 : 6 :
1

	f1-score	precision	recall	support
AFIB	0.913499	0.933820	0.894241	204.0
GSVT	0.952420	0.946501	0.958449	300.0
SB	0.973094	0.971045	0.975164	892.0
SR	0.962730	0.962049	0.963442	681.0
macro avg	0.950436	0.953354	0.947824	2077.0
micro avg	0.960958	0.960958	0.960958	2077.0
weighted avg	0.960856	0.960894	0.960958	2077.0

The result of Model Number:Dataset Number:Featuregroup Number:Rescale of 29 : 0 : 7 :
0

	f1-score	precision	recall	support
AFIB	0.815491	0.824365	0.807044	204.0
GSVT	0.843088	0.839573	0.846770	300.0
SB	0.860365	0.859595	0.861136	892.0
SR	0.852234	0.852241	0.852234	681.0
macro avg	0.842795	0.843943	0.841796	2077.0
micro avg	0.850830	0.850830	0.850830	2077.0
weighted avg	0.850796	0.850832	0.850830	2077.0

The result of Model Number:Dataset Number:Featuregroup Number:Rescale of 29 : 0 : 7 :
1

	f1-score	precision	recall	support
AFIB	0.860867	0.872266	0.849890	204.0
GSVT	0.886845	0.883644	0.890089	300.0
SB	0.897891	0.895097	0.900707	892.0
SR	0.888107	0.889818	0.886428	681.0
macro avg	0.883427	0.885206	0.881778	2077.0
micro avg	0.889500	0.889500	0.889500	2077.0
weighted avg	0.889451	0.889469	0.889500	2077.0

The result of Model Number:Dataset Number:Featuregroup Number:Rescale of 29 : 0 : 8 :
0

f1-score precision recall support
AFIB 0.866547 0.871489 0.861804 204.0
GSVT 0.884377 0.877998 0.890858 300.0
SB 0.902238 0.898942 0.905574 892.0
SR 0.892642 0.898503 0.886880 681.0
macro avg 0.886451 0.886733 0.886279 2077.0
micro avg 0.893020 0.893020 0.893020 2077.0
weighted avg 0.893006 0.893077 0.893020 2077.0
The result of Model Number:Dataset Number:Featuregroup Number:Rescale of 29 : 0 : 8 :
1

f1-score precision recall support
AFIB 0.809605 0.821746 0.798048 204.0
GSVT 0.838841 0.836614 0.841085 300.0
SB 0.858712 0.857567 0.859866 892.0
SR 0.850313 0.849217 0.851440 681.0
macro avg 0.839368 0.841286 0.837610 2077.0
micro avg 0.848319 0.848319 0.848319 2077.0
weighted avg 0.848265 0.848284 0.848319 2077.0
The result of Model Number:Dataset Number:Featuregroup Number:Rescale of 29 : 0 : 9 :
0

f1-score precision recall support
AFIB 0.760529 0.752038 0.769223 875.0
GSVT 0.775660 0.782765 0.768696 691.0
SB 0.827277 0.824583 0.829992 1553.0
SR 0.805831 0.813904 0.797920 907.0
macro avg 0.792324 0.793322 0.791458 4026.0
micro avg 0.799039 0.799039 0.799039 4026.0
weighted avg 0.799080 0.799233 0.799039 4026.0
The result of Model Number:Dataset Number:Featuregroup Number:Rescale of 29 : 0 : 9 :
1

f1-score precision recall support
AFIB 0.864879 0.892109 0.839473 204.0
GSVT 0.821681 0.839232 0.804986 300.0
SB 0.848404 0.818716 0.880357 892.0
SR 0.774807 0.800993 0.750334 681.0
macro avg 0.827443 0.837763 0.818788 2077.0
micro avg 0.822823 0.822823 0.822823 2077.0
weighted avg 0.822031 0.823077 0.822823 2077.0
The result of Model Number:Dataset Number:Featuregroup Number:Rescale of 29 : 0 :
10 : 0

f1-score precision recall support
AFIB 0.745258 0.747545 0.743103 204.0
GSVT 0.764835 0.762892 0.766857 300.0
SB 0.781921 0.780966 0.782883 892.0

SR 0.775521 0.777012 0.774042 681.0
macro avg 0.766884 0.767104 0.766721 2077.0
micro avg 0.773762 0.773762 0.773762 2077.0
weighted avg 0.773754 0.773776 0.773762 2077.0
The result of Model Number:Dataset Number:Featuregroup Number:Rescale of 29 : 0 :
10 : 1

f1-score precision recall support
AFIB 0.703782 0.697002 0.710804 875.0
GSVT 0.722221 0.724287 0.720242 691.0
SB 0.767846 0.766080 0.769625 1553.0
SR 0.746246 0.755026 0.737683 907.0
macro avg 0.735024 0.735599 0.734589 4026.0
micro avg 0.741169 0.741169 0.741169 4026.0
weighted avg 0.741225 0.741403 0.741169 4026.0

The result of Model Number:Dataset Number:Featuregroup Number:Rescale of 29 : 1 : 0 :
0

f1-score precision recall support
AFIB 0.779124 0.799712 0.759646 204.0
GSVT 0.800491 0.793841 0.807400 300.0
SB 0.822549 0.819531 0.825592 892.0
SR 0.809813 0.810795 0.808856 681.0
macro avg 0.802995 0.805970 0.800374 2077.0
micro avg 0.811000 0.811000 0.811000 2077.0
weighted avg 0.810922 0.811009 0.811000 2077.0

The result of Model Number:Dataset Number:Featuregroup Number:Rescale of 29 : 1 : 0 :
1

f1-score precision recall support
AFIB 0.730103 0.741052 0.719681 204.0
GSVT 0.756468 0.754459 0.758492 300.0
SB 0.774387 0.773355 0.775428 892.0
SR 0.766813 0.765824 0.767829 681.0
macro avg 0.756943 0.758673 0.755357 2077.0
micro avg 0.765015 0.765015 0.765015 2077.0
weighted avg 0.764966 0.764984 0.765015 2077.0

The result of Model Number:Dataset Number:Featuregroup Number:Rescale of 29 : 1 : 1 :
0

f1-score precision recall support
AFIB 0.807672 0.821695 0.794222 204.0
GSVT 0.823588 0.821151 0.826057 300.0
SB 0.833300 0.830335 0.836289 892.0
SR 0.826525 0.827388 0.825682 681.0
macro avg 0.822771 0.825142 0.820562 2077.0
micro avg 0.827201 0.827201 0.827201 2077.0
weighted avg 0.827158 0.827193 0.827201 2077.0

The result of Model Number:Dataset Number:Featuregroup Number:Rescale of 29 : 1 : 1 : 1

	f1-score	precision	recall	support
AFIB	0.664068	0.715826	0.619599	204.0
GSVT	0.684319	0.695903	0.673143	300.0
SB	0.725249	0.718575	0.732072	892.0
SR	0.696384	0.686285	0.706816	681.0
macro avg	0.692505	0.704147	0.682907	2077.0
micro avg	0.704232	0.704232	0.704232	2077.0
weighted avg	0.703864	0.704443	0.704232	2077.0

The result of Model Number:Dataset Number:Featuregroup Number:Rescale of 29 : 1 : 2 : 0

	f1-score	precision	recall	support
AFIB	0.733483	0.739880	0.727379	204.0
GSVT	0.758849	0.757610	0.760111	300.0
SB	0.774979	0.773089	0.776888	892.0
SR	0.767874	0.769031	0.766746	681.0
macro avg	0.758796	0.759903	0.757781	2077.0
micro avg	0.766277	0.766277	0.766277	2077.0
weighted avg	0.766244	0.766261	0.766277	2077.0

The result of Model Number:Dataset Number:Featuregroup Number:Rescale of 29 : 1 : 2 : 1

	f1-score	precision	recall	support
AFIB	0.735181	0.741855	0.729002	204.0
GSVT	0.759479	0.754889	0.764324	300.0
SB	0.775368	0.774329	0.776411	892.0
SR	0.768194	0.769786	0.766613	681.0
macro avg	0.759555	0.760215	0.759087	2077.0
micro avg	0.766796	0.766796	0.766796	2077.0
weighted avg	0.766773	0.766842	0.766796	2077.0

The result of Model Number:Dataset Number:Featuregroup Number:Rescale of 29 : 1 : 3 : 0

	f1-score	precision	recall	support
AFIB	0.737257	0.734989	0.739585	875.0
GSVT	0.718463	0.721986	0.715088	691.0
SB	0.755306	0.723962	0.789494	1553.0
SR	0.650003	0.709190	0.599986	907.0
macro avg	0.715257	0.722532	0.711038	4026.0
micro avg	0.723183	0.723183	0.723183	4026.0
weighted avg	0.721336	0.722692	0.723183	4026.0

The result of Model Number:Dataset Number:Featuregroup Number:Rescale of 29 : 1 : 3 : 1

	f1-score	precision	recall	support
AFIB	0.771466	0.823757	0.725930	204.0

GSVT 0.726903 0.748471 0.706818 300.0
SB 0.759795 0.723322 0.800576 892.0
SR 0.674179 0.704787 0.646853 681.0
macro avg 0.733086 0.750084 0.720044 2077.0
micro avg 0.729300 0.729300 0.729300 2077.0
weighted avg 0.728119 0.730742 0.729300 2077.0
The result of Model Number:Dataset Number:Featuregroup Number:Rescale of 29 : 1 : 4 :
0

f1-score precision recall support
AFIB 0.820834 0.822873 0.818861 875.0
GSVT 0.834970 0.837479 0.832582 691.0
SB 0.885753 0.879741 0.891854 1553.0
SR 0.868898 0.875348 0.862575 907.0
macro avg 0.852614 0.853860 0.851468 4026.0
micro avg 0.859221 0.859221 0.859221 4026.0
weighted avg 0.859130 0.859138 0.859221 4026.0
The result of Model Number:Dataset Number:Featuregroup Number:Rescale of 29 : 1 : 4 :
1

f1-score precision recall support
AFIB 0.785822 0.839477 0.738949 204.0
GSVT 0.830692 0.813765 0.848412 300.0
SB 0.851296 0.843833 0.858925 892.0
SR 0.830298 0.833063 0.827625 681.0
macro avg 0.824527 0.832534 0.818478 2077.0
micro avg 0.835360 0.835360 0.835360 2077.0
weighted avg 0.835005 0.835531 0.835360 2077.0
The result of Model Number:Dataset Number:Featuregroup Number:Rescale of 29 : 1 : 5 :
0

f1-score precision recall support
AFIB 0.798068 0.809793 0.786751 204.0
GSVT 0.818289 0.811332 0.825383 300.0
SB 0.832431 0.829101 0.835790 892.0
SR 0.824198 0.828244 0.820202 681.0
macro avg 0.818247 0.819617 0.817032 2077.0
micro avg 0.824359 0.824359 0.824359 2077.0
weighted avg 0.824314 0.824357 0.824359 2077.0
The result of Model Number:Dataset Number:Featuregroup Number:Rescale of 29 : 1 : 5 :
1

f1-score precision recall support
AFIB 0.800707 0.806467 0.795030 875.0
GSVT 0.799431 0.794644 0.804288 691.0
SB 0.843283 0.833940 0.852840 1553.0
SR 0.809195 0.823632 0.795282 907.0
macro avg 0.813154 0.814671 0.811860 4026.0

micro avg 0.818976 0.818976 0.818976 4026.0
weighted avg 0.818824 0.818902 0.818976 4026.0
The result of Model Number:Dataset Number:Featuregroup Number:Rescale of 29 : 1 : 6 :
0

	f1-score	precision	recall	support
AFIB	0.739343	0.738147	0.740609	875.0
GSVT	0.746118	0.749085	0.743212	691.0
SB	0.783554	0.780705	0.786429	1553.0
SR	0.770737	0.774636	0.766920	907.0
macro avg	0.759938	0.760643	0.759292	4026.0
micro avg	0.764658	0.764658	0.764658	4026.0
weighted avg	0.764633	0.764661	0.764658	4026.0

The result of Model Number:Dataset Number:Featuregroup Number:Rescale of 29 : 1 : 6 :
1

	f1-score	precision	recall	support
AFIB	0.884089	0.896604	0.872643	204.0
GSVT	0.902444	0.885828	0.919860	300.0
SB	0.921678	0.911487	0.932114	892.0
SR	0.902308	0.920686	0.884704	681.0
macro avg	0.902630	0.903651	0.902330	2077.0
micro avg	0.908958	0.908958	0.908958	2077.0
weighted avg	0.908857	0.909335	0.908958	2077.0

The result of Model Number:Dataset Number:Featuregroup Number:Rescale of 29 : 1 : 7 :
0

	f1-score	precision	recall	support
AFIB	0.723403	0.729437	0.717718	204.0
GSVT	0.742514	0.739094	0.745980	300.0
SB	0.753711	0.751034	0.756413	892.0
SR	0.746750	0.750095	0.743474	681.0
macro avg	0.741595	0.742415	0.740896	2077.0
micro avg	0.746863	0.746863	0.746863	2077.0
weighted avg	0.746835	0.746880	0.746863	2077.0

The result of Model Number:Dataset Number:Featuregroup Number:Rescale of 29 : 1 : 7 :
1

	f1-score	precision	recall	support
AFIB	0.674321	0.690339	0.659091	204.0
GSVT	0.696470	0.689940	0.703198	300.0
SB	0.711428	0.710632	0.712225	892.0
SR	0.704561	0.703853	0.705282	681.0
macro avg	0.696695	0.698691	0.694949	2077.0
micro avg	0.703426	0.703426	0.703426	2077.0
weighted avg	0.703371	0.703427	0.703426	2077.0

The result of Model Number:Dataset Number:Featuregroup Number:Rescale of 29 : 1 : 8 :
0

f1-score precision recall support
AFIB 0.727517 0.742368 0.713570 204.0
GSVT 0.753934 0.747384 0.760738 300.0
SB 0.768429 0.767058 0.769808 892.0
SR 0.761277 0.761731 0.760828 681.0
macro avg 0.752789 0.754635 0.751236 2077.0
micro avg 0.760030 0.760030 0.760030 2077.0
weighted avg 0.759972 0.760044 0.760030 2077.0
The result of Model Number:Dataset Number:Featuregroup Number:Rescale of 29 : 1 : 8 :
1

f1-score precision recall support
AFIB 0.881519 0.877934 0.885156 875.0
GSVT 0.894404 0.899811 0.889097 691.0
SB 0.943318 0.942169 0.944472 1553.0
SR 0.923639 0.925102 0.922207 907.0
macro avg 0.910720 0.911254 0.910233 4026.0
micro avg 0.917060 0.917060 0.917060 4026.0
weighted avg 0.917058 0.917093 0.917060 4026.0
The result of Model Number:Dataset Number:Featuregroup Number:Rescale of 29 : 1 : 9 :
0

f1-score precision recall support
AFIB 0.745978 0.764867 0.728068 204.0
GSVT 0.762179 0.753890 0.770777 300.0
SB 0.783646 0.779735 0.787599 892.0
SR 0.771500 0.774962 0.768100 681.0
macro avg 0.765826 0.768364 0.763636 2077.0
micro avg 0.772929 0.772929 0.772929 2077.0
weighted avg 0.772863 0.772977 0.772929 2077.0
The result of Model Number:Dataset Number:Featuregroup Number:Rescale of 29 : 1 : 9 :
1

f1-score precision recall support
AFIB 0.911087 0.919994 0.902565 875.0
GSVT 0.904128 0.897268 0.911391 691.0
SB 0.956670 0.946827 0.966805 1553.0
SR 0.926304 0.941201 0.912133 907.0
macro avg 0.924548 0.926323 0.923223 4026.0
micro avg 0.931015 0.931015 0.931015 4026.0
weighted avg 0.930904 0.931222 0.931015 4026.0
The result of Model Number:Dataset Number:Featuregroup Number:Rescale of 29 : 1 :
10 : 0

f1-score precision recall support
AFIB 0.740108 0.747293 0.733518 204.0
GSVT 0.762293 0.758690 0.766132 300.0
SB 0.777729 0.776862 0.778601 892.0

SR 0.770886 0.771685 0.770094 681.0
macro avg 0.762754 0.763632 0.762086 2077.0
micro avg 0.769583 0.769583 0.769583 2077.0
weighted avg 0.769561 0.769635 0.769583 2077.0
The result of Model Number:Dataset Number:Featuregroup Number:Rescale of 29 : 1 :
10 : 1

f1-score precision recall support
AFIB 0.695149 0.694024 0.696339 875.0
GSVT 0.701519 0.704308 0.698787 691.0
SB 0.736717 0.734039 0.739420 1553.0
SR 0.724666 0.728332 0.721078 907.0
macro avg 0.714513 0.715176 0.713906 4026.0
micro avg 0.718950 0.718950 0.718950 4026.0
weighted avg 0.718927 0.718954 0.718950 4026.0

The result of Model Number:Dataset Number:Featuregroup Number:Rescale of 30 : 0 : 0 :
0

f1-score precision recall support
AFIB 0.901852 0.940504 0.866594 204.0
GSVT 0.932157 0.918073 0.946740 300.0
SB 0.950646 0.941244 0.960240 892.0
SR 0.924890 0.932803 0.917146 681.0
macro avg 0.927387 0.933156 0.922680 2077.0
micro avg 0.934962 0.934962 0.934962 2077.0
weighted avg 0.934738 0.935057 0.934962 2077.0

The result of Model Number:Dataset Number:Featuregroup Number:Rescale of 30 : 0 : 0 :
1

f1-score precision recall support
AFIB 0.889621 0.900545 0.879098 204.0
GSVT 0.907540 0.903664 0.911471 300.0
SB 0.918526 0.915769 0.921304 892.0
SR 0.910795 0.912962 0.908666 681.0
macro avg 0.906620 0.908235 0.905135 2077.0
micro avg 0.911595 0.911595 0.911595 2077.0
weighted avg 0.911565 0.911605 0.911595 2077.0

The result of Model Number:Dataset Number:Featuregroup Number:Rescale of 30 : 0 : 1 :
0

f1-score precision recall support
AFIB 0.743325 0.793709 0.699450 204.0
GSVT 0.700388 0.721168 0.681035 300.0
SB 0.732080 0.696937 0.771373 892.0
SR 0.649586 0.679078 0.623258 681.0
macro avg 0.706345 0.722723 0.693779 2077.0
micro avg 0.702697 0.702697 0.702697 2077.0
weighted avg 0.701559 0.704086 0.702697 2077.0

The result of Model Number:Dataset Number:Featuregroup Number:Rescale of 30 : 0 : 1 :
1

	f1-score	precision	recall	support
AFIB	0.762129	0.785687	0.740607	204.0
GSVT	0.711438	0.726904	0.697141	300.0
SB	0.750387	0.717083	0.786972	892.0
SR	0.675641	0.710360	0.644254	681.0
macro avg	0.724899	0.735009	0.717243	2077.0
micro avg	0.722649	0.722649	0.722649	2077.0
weighted avg	0.721407	0.723036	0.722649	2077.0

The result of Model Number:Dataset Number:Featuregroup Number:Rescale of 30 : 0 : 2 :
0

	f1-score	precision	recall	support
AFIB	0.700962	0.696224	0.705859	875.0
GSVT	0.718063	0.718349	0.717870	691.0
SB	0.762796	0.760849	0.764760	1553.0
SR	0.742026	0.750316	0.733926	907.0
macro avg	0.730961	0.731435	0.730604	4026.0
micro avg	0.736964	0.736964	0.736964	4026.0
weighted avg	0.737000	0.737136	0.736964	4026.0

The result of Model Number:Dataset Number:Featuregroup Number:Rescale of 30 : 0 : 2 :
1

	f1-score	precision	recall	support
AFIB	0.666711	0.710151	0.628574	204.0
GSVT	0.695918	0.678813	0.714003	300.0
SB	0.716328	0.707126	0.725797	892.0
SR	0.697722	0.706053	0.689632	681.0
macro avg	0.694170	0.700536	0.689502	2077.0
micro avg	0.702687	0.702687	0.702687	2077.0
weighted avg	0.702406	0.702982	0.702687	2077.0

The result of Model Number:Dataset Number:Featuregroup Number:Rescale of 30 : 0 : 3 :
0

	f1-score	precision	recall	support
AFIB	0.797999	0.802363	0.793709	875.0
GSVT	0.794196	0.787500	0.801087	691.0
SB	0.835296	0.827386	0.843363	1553.0
SR	0.804209	0.819210	0.789758	907.0
macro avg	0.807925	0.809115	0.806979	4026.0
micro avg	0.813239	0.813239	0.813239	4026.0
weighted avg	0.813132	0.813260	0.813239	4026.0

The result of Model Number:Dataset Number:Featuregroup Number:Rescale of 30 : 0 : 3 :
1

	f1-score	precision	recall	support
AFIB	0.801937	0.802653	0.801306	875.0

GSVT 0.816627 0.818769 0.814633 691.0
SB 0.866860 0.861089 0.872719 1553.0
SR 0.849970 0.857730 0.842380 907.0
macro avg 0.833849 0.835060 0.832759 4026.0
micro avg 0.840394 0.840394 0.840394 4026.0
weighted avg 0.840323 0.840368 0.840394 4026.0
The result of Model Number:Dataset Number:Featuregroup Number:Rescale of 30 : 0 : 4 :
0

f1-score precision recall support
AFIB 0.788050 0.802552 0.774464 204.0
GSVT 0.817125 0.810281 0.824227 300.0
SB 0.832468 0.831073 0.833868 892.0
SR 0.825118 0.825851 0.824391 681.0
macro avg 0.815690 0.817439 0.814237 2077.0
micro avg 0.823534 0.823534 0.823534 2077.0
weighted avg 0.823479 0.823557 0.823534 2077.0
The result of Model Number:Dataset Number:Featuregroup Number:Rescale of 30 : 0 : 4 :
1

f1-score precision recall support
AFIB 0.613587 0.673740 0.563895 204.0
GSVT 0.719900 0.710197 0.729988 300.0
SB 0.764309 0.761759 0.766879 892.0
SR 0.744446 0.734465 0.754720 681.0
macro avg 0.710560 0.720040 0.703870 2077.0
micro avg 0.737627 0.737627 0.737627 2077.0
weighted avg 0.736578 0.736717 0.737627 2077.0
The result of Model Number:Dataset Number:Featuregroup Number:Rescale of 30 : 0 : 5 :
0

f1-score precision recall support
AFIB 0.662003 0.657834 0.745701 204.0
GSVT 0.806993 0.802842 0.811322 300.0
SB 0.829970 0.826021 0.833966 892.0
SR 0.651018 0.653163 0.649280 681.0
macro avg 0.737496 0.734965 0.760067 2077.0
micro avg 0.761472 0.761472 0.761472 2077.0
weighted avg 0.751480 0.749478 0.761472 2077.0
The result of Model Number:Dataset Number:Featuregroup Number:Rescale of 30 : 0 : 5 :
1

f1-score precision recall support
AFIB 0.805763 0.784596 0.856206 875.0
GSVT 0.775136 0.733676 0.883639 691.0
SB 0.734482 0.729840 0.739205 1553.0
SR 0.713433 0.725725 0.701749 907.0
macro avg 0.757203 0.743459 0.795200 4026.0

micro avg 0.780985 0.780985 0.780985 4026.0
weighted avg 0.752210 0.741472 0.780985 4026.0
The result of Model Number:Dataset Number:Featuregroup Number:Rescale of 30 : 0 : 6 :
0

	f1-score	precision	recall	support
AFIB	0.763679	0.775388	0.752444	204.0
GSVT	0.781787	0.775154	0.788567	300.0
SB	0.795386	0.792819	0.797972	892.0
SR	0.787213	0.790135	0.784322	681.0
macro avg	0.782016	0.783374	0.780826	2077.0
micro avg	0.787666	0.787666	0.787666	2077.0
weighted avg	0.787628	0.787676	0.787666	2077.0

The result of Model Number:Dataset Number:Featuregroup Number:Rescale of 30 : 0 : 6 :
1

	f1-score	precision	recall	support
AFIB	0.827317	0.858094	0.799042	204.0
GSVT	0.767719	0.803345	0.735190	300.0
SB	0.804216	0.755710	0.859391	892.0
SR	0.706257	0.755327	0.663256	681.0
macro avg	0.776377	0.793119	0.764220	2077.0
micro avg	0.771216	0.771216	0.771216	2077.0
weighted avg	0.769095	0.772521	0.771216	2077.0

The result of Model Number:Dataset Number:Featuregroup Number:Rescale of 30 : 0 : 7 :
0

	f1-score	precision	recall	support
AFIB	0.774211	0.769335	0.872095	204.0
GSVT	0.943776	0.938921	0.948839	300.0
SB	0.970648	0.966030	0.975321	892.0
SR	0.761364	0.763872	0.759331	681.0
macro avg	0.862500	0.859540	0.888897	2077.0
micro avg	0.890539	0.890539	0.890539	2077.0
weighted avg	0.878853	0.876512	0.890539	2077.0

The result of Model Number:Dataset Number:Featuregroup Number:Rescale of 30 : 0 : 7 :
1

	f1-score	precision	recall	support
AFIB	0.893030	0.898375	0.887794	204.0
GSVT	0.916820	0.914095	0.919568	300.0
SB	0.930859	0.929719	0.932006	892.0
SR	0.924074	0.925164	0.922993	681.0
macro avg	0.916196	0.916838	0.915590	2077.0
micro avg	0.922912	0.922912	0.922912	2077.0
weighted avg	0.922891	0.922890	0.922912	2077.0

The result of Model Number:Dataset Number:Featuregroup Number:Rescale of 30 : 0 : 8 :
0

f1-score precision recall support
AFIB 0.834464 0.870228 0.801841 204.0
GSVT 0.862505 0.849473 0.875998 300.0
SB 0.879612 0.870913 0.888489 892.0
SR 0.855781 0.863103 0.848615 681.0
macro avg 0.858091 0.863429 0.853736 2077.0
micro avg 0.865101 0.865101 0.865101 2077.0
weighted avg 0.864893 0.865188 0.865101 2077.0
The result of Model Number:Dataset Number:Featuregroup Number:Rescale of 30 : 0 : 8 :
1

f1-score precision recall support
AFIB 0.620087 0.688170 0.564412 204.0
GSVT 0.724036 0.714984 0.733462 300.0
SB 0.770339 0.766408 0.774311 892.0
SR 0.752293 0.741775 0.763116 681.0
macro avg 0.716689 0.727834 0.708825 2077.0
micro avg 0.744124 0.744124 0.744124 2077.0
weighted avg 0.742976 0.743219 0.744124 2077.0
The result of Model Number:Dataset Number:Featuregroup Number:Rescale of 30 : 0 : 9 :
0

f1-score precision recall support
AFIB 0.711316 0.703457 0.719367 875.0
GSVT 0.724132 0.728591 0.719740 691.0
SB 0.770700 0.769417 0.771990 1553.0
SR 0.751934 0.758965 0.745051 907.0
macro avg 0.739521 0.740107 0.739037 4026.0
micro avg 0.745516 0.745516 0.745516 4026.0
weighted avg 0.745573 0.745720 0.745516 4026.0
The result of Model Number:Dataset Number:Featuregroup Number:Rescale of 30 : 0 : 9 :
1

f1-score precision recall support
AFIB 0.644691 0.702291 0.680808 204.0
GSVT 0.875670 0.861355 0.890770 300.0
SB 0.745465 0.739787 0.751287 892.0
SR 0.911583 0.901268 0.922163 681.0
macro avg 0.794352 0.801175 0.811257 2077.0
micro avg 0.820538 0.820538 0.820538 2077.0
weighted avg 0.808840 0.806609 0.820538 2077.0
The result of Model Number:Dataset Number:Featuregroup Number:Rescale of 30 : 0 :
10 : 0

f1-score precision recall support
AFIB 0.644770 0.650110 0.726245 204.0
GSVT 0.699209 0.669282 0.788872 300.0
SB 0.638404 0.636186 0.640640 892.0

SR 0.632056 0.632176 0.631941 681.0
macro avg 0.653610 0.646938 0.696924 2077.0
micro avg 0.667606 0.667606 0.667606 2077.0
weighted avg 0.645731 0.641019 0.667606 2077.0
The result of Model Number:Dataset Number:Featuregroup Number:Rescale of 30 : 0 :
10 : 1

f1-score precision recall support
AFIB 0.851655 0.841060 0.862615 875.0
GSVT 0.878318 0.889317 0.867676 691.0
SB 0.937043 0.936028 0.938067 1553.0
SR 0.911770 0.916445 0.907146 907.0
macro avg 0.894696 0.895713 0.893876 4026.0
micro avg 0.902621 0.902621 0.902621 4026.0
weighted avg 0.902712 0.902959 0.902621 4026.0
The result of Model Number:Dataset Number:Featuregroup Number:Rescale of 30 : 1 : 0 :
0

f1-score precision recall support
AFIB 0.643722 0.702023 0.595435 204.0
GSVT 0.747157 0.738620 0.756125 300.0
SB 0.792316 0.790288 0.794359 892.0
SR 0.772917 0.762451 0.783697 681.0
macro avg 0.739028 0.748345 0.732404 2077.0
micro avg 0.765803 0.765803 0.765803 2077.0
weighted avg 0.764838 0.765029 0.765803 2077.0
The result of Model Number:Dataset Number:Featuregroup Number:Rescale of 30 : 1 : 0 :
1

f1-score precision recall support
AFIB 0.801144 0.808947 0.793684 204.0
GSVT 0.819670 0.815906 0.823496 300.0
SB 0.830997 0.828138 0.833882 892.0
SR 0.823979 0.827176 0.820846 681.0
macro avg 0.818947 0.820042 0.817977 2077.0
micro avg 0.824159 0.824159 0.824159 2077.0
weighted avg 0.824128 0.824171 0.824159 2077.0
The result of Model Number:Dataset Number:Featuregroup Number:Rescale of 30 : 1 : 1 :
0

f1-score precision recall support
AFIB 0.885376 0.873622 0.897519 875.0
GSVT 0.903346 0.911910 0.894981 691.0
SB 0.961290 0.959016 0.963579 1553.0
SR 0.935212 0.945045 0.925619 907.0
macro avg 0.921306 0.922398 0.920425 4026.0
micro avg 0.928896 0.928896 0.928896 4026.0
weighted avg 0.928971 0.929224 0.928896 4026.0

The result of Model Number:Dataset Number:Featuregroup Number:Rescale of 30 : 1 : 1 : 1

	f1-score	precision	recall	support
AFIB	0.833200	0.853145	0.815386	204.0
GSVT	0.857736	0.845650	0.870530	300.0
SB	0.880022	0.871082	0.889189	892.0
SR	0.858989	0.871392	0.847002	681.0
macro avg	0.857487	0.860317	0.855527	2077.0
micro avg	0.865413	0.865413	0.865413	2077.0
weighted avg	0.865308	0.865748	0.865413	2077.0

The result of Model Number:Dataset Number:Featuregroup Number:Rescale of 30 : 1 : 2 : 0

	f1-score	precision	recall	support
AFIB	0.848519	0.876079	0.822807	204.0
GSVT	0.871946	0.860828	0.883530	300.0
SB	0.896545	0.893165	0.899961	892.0
SR	0.884006	0.885607	0.882445	681.0
macro avg	0.875254	0.878920	0.872186	2077.0
micro avg	0.884267	0.884267	0.884267	2077.0
weighted avg	0.884164	0.884338	0.884267	2077.0

The result of Model Number:Dataset Number:Featuregroup Number:Rescale of 30 : 1 : 2 : 1

	f1-score	precision	recall	support
AFIB	0.699644	0.713926	0.686231	204.0
GSVT	0.725049	0.718750	0.731592	300.0
SB	0.738989	0.737670	0.740315	892.0
SR	0.732111	0.732547	0.731679	681.0
macro avg	0.723948	0.725723	0.722454	2077.0
micro avg	0.730912	0.730912	0.730912	2077.0
weighted avg	0.730856	0.730926	0.730912	2077.0

The result of Model Number:Dataset Number:Featuregroup Number:Rescale of 30 : 1 : 3 : 0

	f1-score	precision	recall	support
AFIB	0.666859	0.687233	0.647733	875.0
GSVT	0.707681	0.705284	0.710156	691.0
SB	0.773314	0.770207	0.776449	1553.0
SR	0.732415	0.719711	0.745647	907.0
macro avg	0.720067	0.720609	0.719996	4026.0
micro avg	0.730157	0.730157	0.730157	4026.0
weighted avg	0.729698	0.729655	0.730157	4026.0

The result of Model Number:Dataset Number:Featuregroup Number:Rescale of 30 : 1 : 3 : 1

	f1-score	precision	recall	support
AFIB	0.828735	0.882732	0.781330	204.0

GSVT 0.865041 0.843778 0.887520 300.0
SB 0.890410 0.878972 0.902181 892.0
SR 0.867283 0.877639 0.857226 681.0
macro avg 0.862867 0.870780 0.857064 2077.0
micro avg 0.873454 0.873454 0.873454 2077.0
weighted avg 0.873105 0.873821 0.873454 2077.0
The result of Model Number:Dataset Number:Featuregroup Number:Rescale of 30 : 1 : 4 :
0

f1-score precision recall support
AFIB 0.633103 0.628066 0.638281 875.0
GSVT 0.608000 0.596440 0.620068 691.0
SB 0.638118 0.589039 0.696131 1553.0
SR 0.488621 0.624774 0.401283 907.0
macro avg 0.591961 0.609580 0.588941 4026.0
micro avg 0.604078 0.604078 0.604078 4026.0
weighted avg 0.598179 0.606842 0.604078 4026.0
The result of Model Number:Dataset Number:Featuregroup Number:Rescale of 30 : 1 : 4 :
1

f1-score precision recall support
AFIB 0.790724 0.805256 0.776805 204.0
GSVT 0.804006 0.798741 0.809363 300.0
SB 0.817759 0.813767 0.821793 892.0
SR 0.809307 0.812672 0.805981 681.0
macro avg 0.805449 0.807609 0.803486 2077.0
micro avg 0.810395 0.810395 0.810395 2077.0
weighted avg 0.810346 0.810401 0.810395 2077.0
The result of Model Number:Dataset Number:Featuregroup Number:Rescale of 30 : 1 : 5 :
0

f1-score precision recall support
AFIB 0.846279 0.850719 0.841937 875.0
GSVT 0.863975 0.862423 0.865594 691.0
SB 0.938129 0.930934 0.945437 1553.0
SR 0.905031 0.914089 0.896155 907.0
macro avg 0.888353 0.889541 0.887281 4026.0
micro avg 0.898136 0.898136 0.898136 4026.0
weighted avg 0.897983 0.897947 0.898136 4026.0
The result of Model Number:Dataset Number:Featuregroup Number:Rescale of 30 : 1 : 5 :
1

f1-score precision recall support
AFIB 0.900420 0.922328 0.879751 204.0
GSVT 0.911739 0.899187 0.924767 300.0
SB 0.930149 0.920860 0.939633 892.0
SR 0.913909 0.925902 0.902248 681.0
macro avg 0.914054 0.917069 0.911600 2077.0

micro avg 0.919347 0.919347 0.919347 2077.0
weighted avg 0.919245 0.919527 0.919347 2077.0
The result of Model Number:Dataset Number:Featuregroup Number:Rescale of 30 : 1 : 6 :
0

	f1-score	precision	recall	support
AFIB	0.693455	0.702832	0.684615	204.0
GSVT	0.719795	0.718626	0.720992	300.0
SB	0.735426	0.734446	0.736415	892.0
SR	0.727909	0.726976	0.728870	681.0
macro avg	0.719146	0.720720	0.717723	2077.0
micro avg	0.726626	0.726626	0.726626	2077.0
weighted avg	0.726581	0.726607	0.726626	2077.0

The result of Model Number:Dataset Number:Featuregroup Number:Rescale of 30 : 1 : 6 :
1

	f1-score	precision	recall	support
AFIB	0.779431	0.756135	0.831076	875.0
GSVT	0.667467	0.652851	0.683000	691.0
SB	0.885316	0.878102	0.892884	1553.0
SR	0.830554	0.865424	0.799943	907.0
macro avg	0.790692	0.788128	0.801726	4026.0
micro avg	0.822489	0.822489	0.822489	4026.0
weighted avg	0.812576	0.810077	0.822489	4026.0

The result of Model Number:Dataset Number:Featuregroup Number:Rescale of 30 : 1 : 7 :
0

	f1-score	precision	recall	support
AFIB	0.778996	0.792521	0.766024	204.0
GSVT	0.794347	0.791996	0.796728	300.0
SB	0.803714	0.800854	0.806597	892.0
SR	0.797179	0.798012	0.796367	681.0
macro avg	0.793559	0.795846	0.791429	2077.0
micro avg	0.797832	0.797832	0.797832	2077.0
weighted avg	0.797790	0.797824	0.797832	2077.0

The result of Model Number:Dataset Number:Featuregroup Number:Rescale of 30 : 1 : 7 :
1

	f1-score	precision	recall	support
AFIB	0.745699	0.774676	0.718866	875.0
GSVT	0.801651	0.795731	0.807766	691.0
SB	0.880953	0.876414	0.885545	1553.0
SR	0.829057	0.813247	0.845582	907.0
macro avg	0.814340	0.815017	0.814440	4026.0
micro avg	0.826967	0.826967	0.826967	4026.0
weighted avg	0.826255	0.826224	0.826967	4026.0

The result of Model Number:Dataset Number:Featuregroup Number:Rescale of 30 : 1 : 8 :
0

f1-score precision recall support
AFIB 0.688103 0.739830 0.643854 204.0
GSVT 0.656223 0.677053 0.636737 300.0
SB 0.683691 0.649860 0.721245 892.0
SR 0.605220 0.631234 0.581328 681.0
macro avg 0.658309 0.674494 0.645791 2077.0
micro avg 0.655562 0.655562 0.655562 2077.0
weighted avg 0.654428 0.656517 0.655562 2077.0
The result of Model Number:Dataset Number:Featuregroup Number:Rescale of 30 : 1 : 8 :
1

f1-score precision recall support
AFIB 0.763994 0.770050 0.758052 875.0
GSVT 0.773680 0.770269 0.777147 691.0
SB 0.822717 0.819465 0.826001 1553.0
SR 0.802500 0.804768 0.800284 907.0
macro avg 0.790723 0.791138 0.790371 4026.0
micro avg 0.797055 0.797055 0.797055 4026.0
weighted avg 0.796983 0.796970 0.797055 4026.0
The result of Model Number:Dataset Number:Featuregroup Number:Rescale of 30 : 1 : 9 :
0

f1-score precision recall support
AFIB 0.713434 0.709166 0.717850 875.0
GSVT 0.719276 0.723160 0.715539 691.0
SB 0.762325 0.760097 0.764578 1553.0
SR 0.745100 0.750452 0.739838 907.0
macro avg 0.735034 0.735719 0.734451 4026.0
micro avg 0.740432 0.740432 0.740432 4026.0
weighted avg 0.740430 0.740515 0.740432 4026.0
The result of Model Number:Dataset Number:Featuregroup Number:Rescale of 30 : 1 : 9 :
1

f1-score precision recall support
AFIB 0.803092 0.791689 0.814917 875.0
GSVT 0.832216 0.842833 0.821989 691.0
SB 0.884416 0.883118 0.885726 1553.0
SR 0.862383 0.868852 0.856012 907.0
macro avg 0.845527 0.846623 0.844661 4026.0
micro avg 0.852703 0.852703 0.852703 4026.0
weighted avg 0.852818 0.853119 0.852703 4026.0
The result of Model Number:Dataset Number:Featuregroup Number:Rescale of 30 : 1 :
10 : 0

f1-score precision recall support
AFIB 0.816805 0.814443 0.819255 875.0
GSVT 0.831943 0.831267 0.832679 691.0
SB 0.883645 0.879985 0.887342 1553.0

SR 0.857117 0.866533 0.847949 907.0
macro avg 0.847377 0.848057 0.846806 4026.0
micro avg 0.854287 0.854287 0.854287 4026.0
weighted avg 0.854268 0.854348 0.854287 4026.0
The result of Model Number:Dataset Number:Featuregroup Number:Rescale of 30 : 1 : 10 : 1

f1-score precision recall support
AFIB 0.678459 0.673269 0.683819 875.0
GSVT 0.694069 0.697865 0.690356 691.0
SB 0.734963 0.734449 0.735484 1553.0
SR 0.715442 0.718912 0.712042 907.0
macro avg 0.705733 0.706124 0.705425 4026.0
micro avg 0.711228 0.711228 0.711228 4026.0
weighted avg 0.711266 0.711373 0.711228 4026.0

The result of Model Number:Dataset Number:Featuregroup Number:Rescale of 31 : 0 : 0 : 0

f1-score precision recall support
AFIB 0.735006 0.749750 0.720976 204.0
GSVT 0.752040 0.744223 0.760063 300.0
SB 0.765949 0.762969 0.768954 892.0
SR 0.757900 0.761062 0.754781 681.0
macro avg 0.752724 0.754501 0.751194 2077.0
micro avg 0.758310 0.758310 0.758310 2077.0
weighted avg 0.758262 0.758338 0.758310 2077.0

The result of Model Number:Dataset Number:Featuregroup Number:Rescale of 31 : 0 : 0 : 1

f1-score precision recall support
AFIB 0.732229 0.737705 0.726862 204.0
GSVT 0.750939 0.746976 0.754945 300.0
SB 0.763612 0.762590 0.764638 892.0
SR 0.756886 0.758337 0.755442 681.0
macro avg 0.750916 0.751402 0.750472 2077.0
micro avg 0.756513 0.756513 0.756513 2077.0
weighted avg 0.756494 0.756496 0.756513 2077.0

The result of Model Number:Dataset Number:Featuregroup Number:Rescale of 31 : 0 : 1 : 0

f1-score precision recall support
AFIB 0.827843 0.838008 0.818051 204.0
GSVT 0.844518 0.840911 0.848176 300.0
SB 0.854740 0.852175 0.857325 892.0
SR 0.847546 0.849563 0.845566 681.0
macro avg 0.843662 0.845164 0.842279 2077.0
micro avg 0.848291 0.848291 0.848291 2077.0
weighted avg 0.848263 0.848300 0.848291 2077.0

The result of Model Number:Dataset Number:Featuregroup Number:Rescale of 31 : 0 : 1 : 1

	f1-score	precision	recall	support
AFIB	0.681454	0.686400	0.676628	875.0
GSVT	0.696402	0.689930	0.703050	691.0
SB	0.748428	0.743910	0.753007	1553.0
SR	0.723900	0.731983	0.715996	907.0
macro avg	0.712546	0.713056	0.712170	4026.0
micro avg	0.719494	0.719494	0.719494	4026.0
weighted avg	0.719417	0.719459	0.719494	4026.0

The result of Model Number:Dataset Number:Featuregroup Number:Rescale of 31 : 0 : 2 : 0

	f1-score	precision	recall	support
AFIB	0.893040	0.909423	0.877305	204.0
GSVT	0.904818	0.895687	0.914156	300.0
SB	0.927106	0.922280	0.931989	892.0
SR	0.914484	0.920215	0.908845	681.0
macro avg	0.909862	0.911901	0.908074	2077.0
micro avg	0.916454	0.916454	0.916454	2077.0
weighted avg	0.916402	0.916499	0.916454	2077.0

The result of Model Number:Dataset Number:Featuregroup Number:Rescale of 31 : 0 : 2 : 1

	f1-score	precision	recall	support
AFIB	0.916811	0.918649	0.915020	875.0
GSVT	0.919082	0.914120	0.924122	691.0
SB	0.960749	0.955616	0.965944	1553.0
SR	0.937765	0.948885	0.926928	907.0
macro avg	0.933602	0.934318	0.933004	4026.0
micro avg	0.938908	0.938908	0.938908	4026.0
weighted avg	0.938870	0.938943	0.938908	4026.0

The result of Model Number:Dataset Number:Featuregroup Number:Rescale of 31 : 0 : 3 : 0

	f1-score	precision	recall	support
AFIB	0.763166	0.772537	0.754139	204.0
GSVT	0.778538	0.775212	0.781910	300.0
SB	0.787962	0.785596	0.790345	892.0
SR	0.781330	0.783189	0.779504	681.0
macro avg	0.777749	0.779134	0.776474	2077.0
micro avg	0.782016	0.782016	0.782016	2077.0
weighted avg	0.781991	0.782024	0.782016	2077.0

The result of Model Number:Dataset Number:Featuregroup Number:Rescale of 31 : 0 : 3 : 1

	f1-score	precision	recall	support
AFIB	0.803818	0.810172	0.797589	875.0

GSVT 0.824044 0.822302 0.825824 691.0
SB 0.878455 0.870691 0.886370 1553.0
SR 0.855070 0.863456 0.846866 907.0
macro avg 0.840347 0.841655 0.839162 4026.0
micro avg 0.847783 0.847783 0.847783 4026.0
weighted avg 0.847626 0.847603 0.847783 4026.0
The result of Model Number:Dataset Number:Featuregroup Number:Rescale of 31 : 0 : 4 :
0

f1-score precision recall support

AFIB 0.862933 0.865902 0.860093 875.0
GSVT 0.879316 0.861772 0.897747 691.0
SB 0.930826 0.925792 0.935920 1553.0
SR 0.894824 0.915629 0.874996 907.0
macro avg 0.891975 0.892274 0.892189 4026.0
micro avg 0.899163 0.899163 0.899163 4026.0
weighted avg 0.899119 0.899498 0.899163 4026.0
The result of Model Number:Dataset Number:Featuregroup Number:Rescale of 31 : 0 : 4 :
1

f1-score precision recall support

AFIB 0.734253 0.762785 0.707832 875.0
GSVT 0.789346 0.783517 0.795367 691.0
SB 0.867431 0.862962 0.871953 1553.0
SR 0.816331 0.800765 0.832603 907.0
macro avg 0.801840 0.802507 0.801939 4026.0
micro avg 0.814273 0.814273 0.814273 4026.0
weighted avg 0.813572 0.813542 0.814273 4026.0
The result of Model Number:Dataset Number:Featuregroup Number:Rescale of 31 : 0 : 5 :
0

f1-score precision recall support

AFIB 0.729308 0.714579 0.744714 875.0
GSVT 0.753487 0.765468 0.742039 691.0
SB 0.801722 0.801677 0.801773 1553.0
SR 0.782284 0.789412 0.775296 907.0
macro avg 0.766700 0.767784 0.765955 4026.0
micro avg 0.773155 0.773155 0.773155 4026.0
weighted avg 0.773326 0.773769 0.773155 4026.0
The result of Model Number:Dataset Number:Featuregroup Number:Rescale of 31 : 0 : 5 :
1

f1-score precision recall support

AFIB 0.761209 0.794616 0.730689 204.0
GSVT 0.708636 0.713738 0.703897 300.0
SB 0.734911 0.698006 0.775939 892.0
SR 0.651981 0.695028 0.614093 681.0
macro avg 0.714184 0.725347 0.706155 2077.0

micro avg 0.708024 0.708024 0.708024 2077.0
weighted avg 0.706508 0.708791 0.708024 2077.0
The result of Model Number:Dataset Number:Featuregroup Number:Rescale of 31 : 0 : 6 :
0

	f1-score	precision	recall	support
AFIB	0.825738	0.824750	0.826868	875.0
GSVT	0.841835	0.844730	0.839045	691.0
SB	0.891628	0.886135	0.897197	1553.0
SR	0.873484	0.882015	0.865213	907.0
macro avg	0.858171	0.859408	0.857081	4026.0
micro avg	0.864725	0.864725	0.864725	4026.0
weighted avg	0.864674	0.864759	0.864725	4026.0

The result of Model Number:Dataset Number:Featuregroup Number:Rescale of 31 : 0 : 6 :
1

	f1-score	precision	recall	support
AFIB	0.787347	0.817942	0.759015	875.0
GSVT	0.846423	0.840173	0.852880	691.0
SB	0.930154	0.925362	0.935003	1553.0
SR	0.875360	0.858667	0.892808	907.0
macro avg	0.859821	0.860536	0.859926	4026.0
micro avg	0.873153	0.873153	0.873153	4026.0
weighted avg	0.872401	0.872369	0.873153	4026.0

The result of Model Number:Dataset Number:Featuregroup Number:Rescale of 31 : 0 : 7 :
0

	f1-score	precision	recall	support
AFIB	0.889920	0.888097	0.892395	875.0
GSVT	0.902059	0.892590	0.911894	691.0
SB	0.951369	0.938523	0.964758	1553.0
SR	0.905076	0.939591	0.873212	907.0
macro avg	0.912106	0.914700	0.910565	4026.0
micro avg	0.919333	0.919333	0.919333	4026.0
weighted avg	0.919121	0.919921	0.919333	4026.0

The result of Model Number:Dataset Number:Featuregroup Number:Rescale of 31 : 0 : 7 :
1

	f1-score	precision	recall	support
AFIB	0.845298	0.871427	0.821427	204.0
GSVT	0.789075	0.806229	0.773218	300.0
SB	0.832275	0.795337	0.872852	892.0
SR	0.749372	0.787879	0.714559	681.0
macro avg	0.804005	0.815218	0.795514	2077.0
micro avg	0.801510	0.801510	0.801510	2077.0
weighted avg	0.800132	0.801938	0.801510	2077.0

The result of Model Number:Dataset Number:Featuregroup Number:Rescale of 31 : 0 : 8 :
0

f1-score precision recall support
AFIB 0.793110 0.781858 0.804710 875.0
GSVT 0.809428 0.817317 0.801695 691.0
SB 0.861389 0.858582 0.864216 1553.0
SR 0.841273 0.852025 0.830798 907.0
macro avg 0.826300 0.827445 0.825355 4026.0
micro avg 0.833024 0.833024 0.833024 4026.0
weighted avg 0.833099 0.833347 0.833024 4026.0
The result of Model Number:Dataset Number:Featuregroup Number:Rescale of 31 : 0 : 8 :
1

f1-score precision recall support
AFIB 0.912306 0.921193 0.903812 204.0
GSVT 0.933403 0.929117 0.937761 300.0
SB 0.946302 0.943046 0.949587 892.0
SR 0.938310 0.941951 0.934743 681.0
macro avg 0.932581 0.933827 0.931476 2077.0
micro avg 0.938516 0.938516 0.938516 2077.0
weighted avg 0.938480 0.938529 0.938516 2077.0
The result of Model Number:Dataset Number:Featuregroup Number:Rescale of 31 : 0 : 9 :
0

f1-score precision recall support
AFIB 0.863709 0.850800 0.877048 875.0
GSVT 0.880269 0.887797 0.872881 691.0
SB 0.940547 0.937309 0.943815 1553.0
SR 0.913018 0.926636 0.899826 907.0
macro avg 0.899386 0.900635 0.898393 4026.0
micro avg 0.907219 0.907219 0.907219 4026.0
weighted avg 0.907300 0.907605 0.907219 4026.0
The result of Model Number:Dataset Number:Featuregroup Number:Rescale of 31 : 0 : 9 :
1

f1-score precision recall support
AFIB 0.675658 0.691719 0.660401 204.0
GSVT 0.693199 0.690524 0.695967 300.0
SB 0.710376 0.708791 0.711969 892.0
SR 0.701439 0.700028 0.702881 681.0
macro avg 0.695168 0.697765 0.692804 2077.0
micro avg 0.701613 0.701613 0.701613 2077.0
weighted avg 0.701555 0.701602 0.701613 2077.0
The result of Model Number:Dataset Number:Featuregroup Number:Rescale of 31 : 0 :
10 : 0

f1-score precision recall support
AFIB 0.604777 0.607247 0.602346 875.0
GSVT 0.563164 0.588019 0.540418 691.0
SB 0.604805 0.547875 0.674947 1553.0

SR 0.456225 0.567815 0.381445 907.0
macro avg 0.557243 0.577739 0.549789 4026.0
micro avg 0.569956 0.569956 0.569956 4026.0
weighted avg 0.564179 0.572161 0.569956 4026.0
The result of Model Number:Dataset Number:Featuregroup Number:Rescale of 31 : 0 :
10 : 1

f1-score precision recall support
AFIB 0.717635 0.711887 0.723561 875.0
GSVT 0.737454 0.738712 0.736286 691.0
SB 0.781818 0.779722 0.783931 1553.0
SR 0.760456 0.769309 0.751822 907.0
macro avg 0.749341 0.749908 0.748900 4026.0
micro avg 0.755399 0.755399 0.755399 4026.0
weighted avg 0.755442 0.755594 0.755399 4026.0
The result of Model Number:Dataset Number:Featuregroup Number:Rescale of 31 : 1 : 0 :
0

f1-score precision recall support
AFIB 0.783570 0.771556 0.796095 875.0
GSVT 0.810589 0.818534 0.802956 691.0
SB 0.862683 0.860668 0.864735 1553.0
SR 0.841133 0.851798 0.830750 907.0
macro avg 0.824494 0.825639 0.823634 4026.0
micro avg 0.831557 0.831557 0.831557 4026.0
weighted avg 0.831693 0.832070 0.831557 4026.0
The result of Model Number:Dataset Number:Featuregroup Number:Rescale of 31 : 1 : 0 :
1

f1-score precision recall support
AFIB 0.680089 0.679911 0.680333 875.0
GSVT 0.694296 0.691671 0.697016 691.0
SB 0.739183 0.735846 0.742562 1553.0
SR 0.714271 0.722432 0.706320 907.0
macro avg 0.706960 0.707465 0.706558 4026.0
micro avg 0.713055 0.713055 0.713055 4026.0
weighted avg 0.713023 0.713085 0.713055 4026.0
The result of Model Number:Dataset Number:Featuregroup Number:Rescale of 31 : 1 : 1 :
0

f1-score precision recall support
AFIB 0.795600 0.774700 0.845407 875.0
GSVT 0.765360 0.724423 0.872494 691.0
SB 0.725218 0.720635 0.729882 1553.0
SR 0.704435 0.716572 0.692898 907.0
macro avg 0.747653 0.734082 0.785170 4026.0
micro avg 0.771135 0.771135 0.771135 4026.0
weighted avg 0.742722 0.732120 0.771135 4026.0

The result of Model Number:Dataset Number:Featuregroup Number:Rescale of 31 : 1 : 1 : 1

	f1-score	precision	recall	support
AFIB	0.665971	0.657052	0.675178	875.0
GSVT	0.680861	0.686175	0.675640	691.0
SB	0.722885	0.720623	0.725164	1553.0
SR	0.705403	0.714755	0.696306	907.0
macro avg	0.693780	0.694651	0.693072	4026.0
micro avg	0.699299	0.699299	0.699299	4026.0
weighted avg	0.699364	0.699572	0.699299	4026.0

The result of Model Number:Dataset Number:Featuregroup Number:Rescale of 31 : 1 : 2 : 0

	f1-score	precision	recall	support
AFIB	0.773335	0.777398	0.769361	875.0
GSVT	0.786386	0.787845	0.785031	691.0
SB	0.832890	0.826975	0.838895	1553.0
SR	0.816921	0.821954	0.811968	907.0
macro avg	0.802383	0.803543	0.801314	4026.0
micro avg	0.808471	0.808471	0.808471	4026.0
weighted avg	0.808367	0.808353	0.808471	4026.0

The result of Model Number:Dataset Number:Featuregroup Number:Rescale of 31 : 1 : 2 : 1

	f1-score	precision	recall	support
AFIB	0.887331	0.888531	0.886303	875.0
GSVT	0.901152	0.900688	0.901649	691.0
SB	0.941160	0.937792	0.944554	1553.0
SR	0.918622	0.923771	0.913589	907.0
macro avg	0.912066	0.912696	0.911524	4026.0
micro avg	0.917554	0.917554	0.917554	4026.0
weighted avg	0.917516	0.917559	0.917554	4026.0

The result of Model Number:Dataset Number:Featuregroup Number:Rescale of 31 : 1 : 3 : 0

	f1-score	precision	recall	support
AFIB	0.731160	0.725649	0.829857	204.0
GSVT	0.886388	0.881140	0.891708	300.0
SB	0.724942	0.723429	0.726465	892.0
SR	0.896583	0.895148	0.898034	681.0
macro avg	0.809768	0.806341	0.836516	2077.0
micro avg	0.816741	0.816741	0.816741	2077.0
weighted avg	0.805149	0.802729	0.816741	2077.0

The result of Model Number:Dataset Number:Featuregroup Number:Rescale of 31 : 1 : 3 : 1

	f1-score	precision	recall	support
AFIB	0.708221	0.714651	0.702269	204.0

GSVT 0.731628 0.727207 0.736296 300.0
SB 0.746935 0.745934 0.747939 892.0
SR 0.740024 0.741558 0.738501 681.0
macro avg 0.731702 0.732337 0.731251 2077.0
micro avg 0.738677 0.738677 0.738677 2077.0
weighted avg 0.738656 0.738722 0.738677 2077.0
The result of Model Number:Dataset Number:Featuregroup Number:Rescale of 31 : 1 : 4 :
0

f1-score precision recall support
AFIB 0.695214 0.700710 0.689827 875.0
GSVT 0.712707 0.711201 0.714247 691.0
SB 0.759767 0.753052 0.766613 1553.0
SR 0.739541 0.746794 0.732445 907.0
macro avg 0.726807 0.727939 0.725783 4026.0
micro avg 0.733239 0.733239 0.733239 4026.0
weighted avg 0.733104 0.733083 0.733239 4026.0
The result of Model Number:Dataset Number:Featuregroup Number:Rescale of 31 : 1 : 4 :
1

f1-score precision recall support
AFIB 0.748061 0.733159 0.763620 875.0
GSVT 0.608855 0.566203 0.763183 691.0
SB 0.494019 0.494870 0.493171 1553.0
SR 0.800868 0.807920 0.793971 907.0
macro avg 0.662951 0.650538 0.703486 4026.0
micro avg 0.666059 0.666059 0.666059 4026.0
weighted avg 0.638070 0.629428 0.666059 4026.0
The result of Model Number:Dataset Number:Featuregroup Number:Rescale of 31 : 1 : 5 :
0

f1-score precision recall support
AFIB 0.703498 0.689484 0.718130 875.0
GSVT 0.572585 0.532474 0.717719 691.0
SB 0.464590 0.465390 0.463792 1553.0
SR 0.753159 0.759791 0.746674 907.0
macro avg 0.623458 0.611785 0.661579 4026.0
micro avg 0.626381 0.626381 0.626381 4026.0
weighted avg 0.600060 0.591932 0.626381 4026.0
The result of Model Number:Dataset Number:Featuregroup Number:Rescale of 31 : 1 : 5 :
1

f1-score precision recall support
AFIB 0.627408 0.693032 0.573320 204.0
GSVT 0.738102 0.728356 0.748191 300.0
SB 0.782754 0.779712 0.785825 892.0
SR 0.763945 0.753057 0.775160 681.0
macro avg 0.728052 0.738540 0.720624 2077.0

micro avg 0.756020 0.756020 0.756020 2077.0
weighted avg 0.754880 0.755041 0.756020 2077.0
The result of Model Number:Dataset Number:Featuregroup Number:Rescale of 31 : 1 : 6 :
0

	f1-score	precision	recall	support
AFIB	0.895287	0.914067	0.877289	204.0
GSVT	0.916056	0.910636	0.921551	300.0
SB	0.938389	0.936191	0.940598	892.0
SR	0.930463	0.930195	0.930739	681.0
macro avg	0.920049	0.922772	0.917544	2077.0
micro avg	0.928396	0.928396	0.928396	2077.0
weighted avg	0.928331	0.928361	0.928396	2077.0

The result of Model Number:Dataset Number:Featuregroup Number:Rescale of 31 : 1 : 6 :
1

	f1-score	precision	recall	support
AFIB	0.787563	0.788974	0.786183	875.0
GSVT	0.754145	0.758106	0.750245	691.0
SB	0.797702	0.753821	0.847015	1553.0
SR	0.662495	0.745687	0.596061	907.0
macro avg	0.750476	0.761647	0.744876	4026.0
micro avg	0.760649	0.760649	0.760649	4026.0
weighted avg	0.757562	0.760364	0.760649	4026.0

The result of Model Number:Dataset Number:Featuregroup Number:Rescale of 31 : 1 : 7 :
0

	f1-score	precision	recall	support
AFIB	0.907076	0.908932	0.905326	204.0
GSVT	0.927027	0.923423	0.930723	300.0
SB	0.947606	0.946342	0.948879	892.0
SR	0.940646	0.943427	0.937884	681.0
macro avg	0.930589	0.930531	0.930703	2077.0
micro avg	0.938374	0.938374	0.938374	2077.0
weighted avg	0.938371	0.938401	0.938374	2077.0

The result of Model Number:Dataset Number:Featuregroup Number:Rescale of 31 : 1 : 7 :
1

	f1-score	precision	recall	support
AFIB	0.723322	0.738345	0.709065	875.0
GSVT	0.705383	0.680884	0.762963	691.0
SB	0.831404	0.827655	0.835201	1553.0
SR	0.632073	0.621868	0.642675	907.0
macro avg	0.723046	0.717188	0.737476	4026.0
micro avg	0.752015	0.752015	0.752015	4026.0
weighted avg	0.741378	0.736693	0.752015	4026.0

The result of Model Number:Dataset Number:Featuregroup Number:Rescale of 31 : 1 : 8 :
0

f1-score precision recall support
AFIB 0.781239 0.808360 0.755984 204.0
GSVT 0.796219 0.787502 0.805228 300.0
SB 0.817415 0.811545 0.823371 892.0
SR 0.802816 0.806764 0.798921 681.0
macro avg 0.799422 0.803543 0.795876 2077.0
micro avg 0.806115 0.806115 0.806115 2077.0
weighted avg 0.806014 0.806192 0.806115 2077.0
The result of Model Number:Dataset Number:Featuregroup Number:Rescale of 31 : 1 : 8 :
1

f1-score precision recall support
AFIB 0.671150 0.680395 0.662448 875.0
GSVT 0.685802 0.682962 0.688851 691.0
SB 0.730486 0.720908 0.740352 1553.0
SR 0.707552 0.718118 0.697606 907.0
macro avg 0.698747 0.700596 0.697314 4026.0
micro avg 0.704951 0.704951 0.704951 4026.0
weighted avg 0.704754 0.704962 0.704951 4026.0
The result of Model Number:Dataset Number:Featuregroup Number:Rescale of 31 : 1 : 9 :
0

f1-score precision recall support
AFIB 0.888239 0.895648 0.881258 204.0
GSVT 0.911704 0.907506 0.915961 300.0
SB 0.925453 0.922166 0.928770 892.0
SR 0.916906 0.921012 0.912883 681.0
macro avg 0.910576 0.911583 0.909718 2077.0
micro avg 0.917044 0.917044 0.917044 2077.0
weighted avg 0.917010 0.917065 0.917044 2077.0
The result of Model Number:Dataset Number:Featuregroup Number:Rescale of 31 : 1 : 9 :
1

f1-score precision recall support
AFIB 0.773125 0.772417 0.773927 875.0
GSVT 0.788972 0.787441 0.790591 691.0
SB 0.837202 0.835337 0.839088 1553.0
SR 0.814351 0.819664 0.809137 907.0
macro avg 0.803412 0.803715 0.803186 4026.0
micro avg 0.809855 0.809855 0.809855 4026.0
weighted avg 0.809850 0.809911 0.809855 4026.0
The result of Model Number:Dataset Number:Featuregroup Number:Rescale of 31 : 1 :
10 : 0

f1-score precision recall support
AFIB 0.816759 0.812646 0.820949 875.0
GSVT 0.832668 0.836699 0.828689 691.0
SB 0.886842 0.884801 0.888895 1553.0

SR 0.864641 0.869267 0.860073 907.0
macro avg 0.850227 0.850853 0.849651 4026.0
micro avg 0.857301 0.857301 0.857301 4026.0
weighted avg 0.857310 0.857363 0.857301 4026.0
The result of Model Number:Dataset Number:Featuregroup Number:Rescale of 31 : 1 :
10 : 1

f1-score precision recall support
AFIB 0.741308 0.752675 0.730402 204.0
GSVT 0.758886 0.752447 0.765467 300.0
SB 0.772087 0.769595 0.774597 892.0
SR 0.764153 0.766989 0.761347 681.0
macro avg 0.759108 0.760426 0.757953 2077.0
micro avg 0.764593 0.764593 0.764593 2077.0
weighted avg 0.764556 0.764602 0.764593 2077.0

The result of Model Number:Dataset Number:Featuregroup Number:Rescale of 32 : 0 : 0 :
0

f1-score precision recall support
AFIB 0.781745 0.785467 0.778092 875.0
GSVT 0.791402 0.777020 0.806408 691.0
SB 0.837363 0.834157 0.840597 1553.0
SR 0.812613 0.826522 0.799177 907.0
macro avg 0.805781 0.805791 0.806068 4026.0
micro avg 0.811813 0.811813 0.811813 4026.0
weighted avg 0.811811 0.812048 0.811813 4026.0

The result of Model Number:Dataset Number:Featuregroup Number:Rescale of 32 : 0 : 0 :
1

f1-score precision recall support
AFIB 0.911720 0.918101 0.905460 204.0
GSVT 0.932932 0.928333 0.937592 300.0
SB 0.951475 0.949891 0.953075 892.0
SR 0.942005 0.944241 0.939790 681.0
macro avg 0.934533 0.935141 0.933979 2077.0
micro avg 0.941806 0.941806 0.941806 2077.0
weighted avg 0.941787 0.941802 0.941806 2077.0

The result of Model Number:Dataset Number:Featuregroup Number:Rescale of 32 : 0 : 1 :
0

f1-score precision recall support
AFIB 0.794165 0.783952 0.804705 875.0
GSVT 0.810332 0.817040 0.803765 691.0
SB 0.866407 0.862551 0.870308 1553.0
SR 0.841751 0.854201 0.829680 907.0
macro avg 0.828164 0.829436 0.827115 4026.0
micro avg 0.835476 0.835476 0.835476 4026.0
weighted avg 0.835527 0.835776 0.835476 4026.0

The result of Model Number:Dataset Number:Featuregroup Number:Rescale of 32 : 0 : 1 : 1

	f1-score	precision	recall	support
AFIB	0.633325	0.680935	0.592599	204.0
GSVT	0.603983	0.623155	0.586048	300.0
SB	0.629265	0.598127	0.663829	892.0
SR	0.557041	0.580984	0.535050	681.0
macro avg	0.605904	0.620800	0.594381	2077.0
micro avg	0.603375	0.603375	0.603375	2077.0
weighted avg	0.602331	0.604254	0.603375	2077.0

The result of Model Number:Dataset Number:Featuregroup Number:Rescale of 32 : 0 : 2 : 0

	f1-score	precision	recall	support
AFIB	0.727472	0.801357	0.666759	204.0
GSVT	0.671816	0.718273	0.631318	300.0
SB	0.731409	0.683409	0.786671	892.0
SR	0.633046	0.666322	0.603109	681.0
macro avg	0.690936	0.717340	0.671964	2077.0
micro avg	0.692269	0.692269	0.692269	2077.0
weighted avg	0.690164	0.694427	0.692269	2077.0

The result of Model Number:Dataset Number:Featuregroup Number:Rescale of 32 : 0 : 2 : 1

	f1-score	precision	recall	support
AFIB	0.829786	0.829934	0.829674	875.0
GSVT	0.838565	0.841398	0.835804	691.0
SB	0.880870	0.877832	0.883932	1553.0
SR	0.864143	0.867057	0.861279	907.0
macro avg	0.853341	0.854056	0.852673	4026.0
micro avg	0.858776	0.858776	0.858776	4026.0
weighted avg	0.858738	0.858742	0.858776	4026.0

The result of Model Number:Dataset Number:Featuregroup Number:Rescale of 32 : 0 : 3 : 0

	f1-score	precision	recall	support
AFIB	0.890681	0.906707	0.875475	204.0
GSVT	0.910774	0.897969	0.924102	300.0
SB	0.924788	0.913862	0.935984	892.0
SR	0.906189	0.922323	0.890620	681.0
macro avg	0.908108	0.910215	0.906545	2077.0
micro avg	0.913451	0.913451	0.913451	2077.0
weighted avg	0.913316	0.913638	0.913451	2077.0

The result of Model Number:Dataset Number:Featuregroup Number:Rescale of 32 : 0 : 3 : 1

	f1-score	precision	recall	support
AFIB	0.806227	0.800223	0.812404	875.0

GSVT 0.821264 0.824196 0.818401 691.0
SB 0.871462 0.869397 0.873537 1553.0
SR 0.851574 0.859241 0.844074 907.0
macro avg 0.837632 0.838264 0.837104 4026.0
micro avg 0.844150 0.844150 0.844150 4026.0
weighted avg 0.844188 0.844317 0.844150 4026.0
The result of Model Number:Dataset Number:Featuregroup Number:Rescale of 32 : 0 : 4 :
0

f1-score precision recall support
AFIB 0.883634 0.919299 0.850703 204.0
GSVT 0.916517 0.901629 0.932063 300.0
SB 0.940228 0.932668 0.947922 892.0
SR 0.914932 0.921520 0.908485 681.0
macro avg 0.913828 0.918779 0.909793 2077.0
micro avg 0.923152 0.923152 0.923152 2077.0
weighted avg 0.922950 0.923217 0.923152 2077.0
The result of Model Number:Dataset Number:Featuregroup Number:Rescale of 32 : 0 : 4 :
1

f1-score precision recall support
AFIB 0.663218 0.678215 0.648889 875.0
GSVT 0.703162 0.706154 0.700236 691.0
SB 0.763488 0.759890 0.767125 1553.0
SR 0.723394 0.712298 0.734872 907.0
macro avg 0.713315 0.714139 0.712780 4026.0
micro avg 0.722681 0.722681 0.722681 4026.0
weighted avg 0.722309 0.722194 0.722681 4026.0
The result of Model Number:Dataset Number:Featuregroup Number:Rescale of 32 : 0 : 5 :
0

f1-score precision recall support
AFIB 0.893479 0.906659 0.880774 204.0
GSVT 0.915413 0.911820 0.919064 300.0
SB 0.935744 0.933867 0.937631 892.0
SR 0.929106 0.929246 0.928975 681.0
macro avg 0.918435 0.920398 0.916611 2077.0
micro avg 0.926527 0.926527 0.926527 2077.0
weighted avg 0.926480 0.926495 0.926527 2077.0
The result of Model Number:Dataset Number:Featuregroup Number:Rescale of 32 : 0 : 5 :
1

f1-score precision recall support
AFIB 0.902806 0.919561 0.886875 204.0
GSVT 0.922658 0.917820 0.927566 300.0
SB 0.937388 0.934056 0.940749 892.0
SR 0.927738 0.929410 0.926112 681.0
macro avg 0.922647 0.925212 0.920326 2077.0

micro avg 0.928754 0.928754 0.928754 2077.0
weighted avg 0.928700 0.928764 0.928754 2077.0
The result of Model Number:Dataset Number:Featuregroup Number:Rescale of 32 : 0 : 6 :
0

	f1-score	precision	recall	support
AFIB	0.764886	0.754261	0.775887	875.0
GSVT	0.792219	0.802788	0.782028	691.0
SB	0.841594	0.839870	0.843328	1553.0
SR	0.819690	0.826023	0.813453	907.0
macro avg	0.804597	0.805735	0.803674	4026.0
micro avg	0.811419	0.811419	0.811419	4026.0
weighted avg	0.811513	0.811780	0.811419	4026.0

The result of Model Number:Dataset Number:Featuregroup Number:Rescale of 32 : 0 : 6 :
1

	f1-score	precision	recall	support
AFIB	0.761823	0.755012	0.768792	875.0
GSVT	0.774055	0.777117	0.771044	691.0
SB	0.825308	0.823776	0.826849	1553.0
SR	0.804395	0.811831	0.797123	907.0
macro avg	0.791395	0.791934	0.790952	4026.0
micro avg	0.797956	0.797956	0.797956	4026.0
weighted avg	0.798002	0.798132	0.797956	4026.0

The result of Model Number:Dataset Number:Featuregroup Number:Rescale of 32 : 0 : 7 :
0

	f1-score	precision	recall	support
AFIB	0.789612	0.808560	0.771891	204.0
GSVT	0.817688	0.812949	0.822582	300.0
SB	0.835151	0.832088	0.838240	892.0
SR	0.827894	0.828508	0.827290	681.0
macro avg	0.817586	0.820526	0.815001	2077.0
micro avg	0.825871	0.825871	0.825871	2077.0
weighted avg	0.825777	0.825839	0.825871	2077.0

The result of Model Number:Dataset Number:Featuregroup Number:Rescale of 32 : 0 : 7 :
1

	f1-score	precision	recall	support
AFIB	0.724574	0.705540	0.769934	875.0
GSVT	0.697034	0.659751	0.794604	691.0
SB	0.660475	0.656301	0.664723	1553.0
SR	0.641547	0.652601	0.631041	907.0
macro avg	0.680908	0.668548	0.715075	4026.0
micro avg	0.702293	0.702293	0.702293	4026.0
weighted avg	0.676417	0.666761	0.702293	4026.0

The result of Model Number:Dataset Number:Featuregroup Number:Rescale of 32 : 0 : 8 :
0

f1-score precision recall support
AFIB 0.575249 0.566039 0.647272 204.0
GSVT 0.673465 0.665650 0.681710 300.0
SB 0.696015 0.693386 0.698667 892.0
SR 0.546106 0.548929 0.543404 681.0
macro avg 0.622709 0.618501 0.642763 2077.0
micro avg 0.640263 0.640263 0.640263 2077.0
weighted avg 0.631745 0.629508 0.640263 2077.0
The result of Model Number:Dataset Number:Featuregroup Number:Rescale of 32 : 0 : 8 :
1

f1-score precision recall support
AFIB 0.892129 0.888650 0.895699 875.0
GSVT 0.908826 0.910742 0.906971 691.0
SB 0.964749 0.962344 0.967171 1553.0
SR 0.942494 0.948824 0.936267 907.0
macro avg 0.927050 0.927640 0.926527 4026.0
micro avg 0.934343 0.934343 0.934343 4026.0
weighted avg 0.934354 0.934425 0.934343 4026.0
The result of Model Number:Dataset Number:Featuregroup Number:Rescale of 32 : 0 : 9 :
0

f1-score precision recall support
AFIB 0.656295 0.672662 0.640754 875.0
GSVT 0.698183 0.700859 0.695559 691.0
SB 0.756073 0.752413 0.759772 1553.0
SR 0.716421 0.704480 0.728821 907.0
macro avg 0.706743 0.707604 0.706227 4026.0
micro avg 0.715911 0.715911 0.715911 4026.0
weighted avg 0.715519 0.715433 0.715911 4026.0
The result of Model Number:Dataset Number:Featuregroup Number:Rescale of 32 : 0 : 9 :
1

f1-score precision recall support
AFIB 0.927988 0.934928 0.921187 204.0
GSVT 0.951700 0.946677 0.956777 300.0
SB 0.967761 0.966467 0.969062 892.0
SR 0.959237 0.961077 0.957408 681.0
macro avg 0.951672 0.952287 0.951108 2077.0
micro avg 0.958764 0.958764 0.958764 2077.0
weighted avg 0.958740 0.958743 0.958764 2077.0
The result of Model Number:Dataset Number:Featuregroup Number:Rescale of 32 : 0 :
10 : 0

f1-score precision recall support
AFIB 0.765148 0.755379 0.775218 875.0
GSVT 0.778578 0.783043 0.774185 691.0
SB 0.833420 0.829920 0.836958 1553.0

SR 0.808881 0.821973 0.796213 907.0
macro avg 0.796507 0.797579 0.795643 4026.0
micro avg 0.803586 0.803586 0.803586 4026.0
weighted avg 0.803641 0.803884 0.803586 4026.0
The result of Model Number:Dataset Number:Featuregroup Number:Rescale of 32 : 0 :
10 : 1

f1-score precision recall support
AFIB 0.840559 0.847345 0.833953 204.0
GSVT 0.859846 0.855630 0.864134 300.0
SB 0.876627 0.875655 0.877610 892.0
SR 0.870082 0.871239 0.868934 681.0
macro avg 0.861778 0.862467 0.861157 2077.0
micro avg 0.868531 0.868531 0.868531 2077.0
weighted avg 0.868515 0.868534 0.868531 2077.0
The result of Model Number:Dataset Number:Featuregroup Number:Rescale of 32 : 1 : 0 :
0

f1-score precision recall support
AFIB 0.709420 0.725478 0.694149 204.0
GSVT 0.728299 0.724733 0.731932 300.0
SB 0.743198 0.741052 0.745362 892.0
SR 0.738423 0.738104 0.738754 681.0
macro avg 0.729835 0.732342 0.727549 2077.0
micro avg 0.736226 0.736226 0.736226 2077.0
weighted avg 0.736163 0.736199 0.736226 2077.0
The result of Model Number:Dataset Number:Featuregroup Number:Rescale of 32 : 1 : 0 :
1

f1-score precision recall support
AFIB 0.608156 0.609177 0.623229 204.0
GSVT 0.602439 0.625817 0.581521 300.0
SB 0.639017 0.603973 0.678641 892.0
SR 0.553892 0.605008 0.512142 681.0
macro avg 0.600876 0.610994 0.598883 2077.0
micro avg 0.604579 0.604579 0.604579 2077.0
weighted avg 0.602792 0.607979 0.604579 2077.0
The result of Model Number:Dataset Number:Featuregroup Number:Rescale of 32 : 1 : 1 :
0

f1-score precision recall support
AFIB 0.723058 0.713758 0.732654 875.0
GSVT 0.737776 0.743884 0.731798 691.0
SB 0.788831 0.785320 0.792383 1553.0
SR 0.766383 0.777718 0.755392 907.0
macro avg 0.754012 0.755170 0.753057 4026.0
micro avg 0.760670 0.760670 0.760670 4026.0
weighted avg 0.760716 0.760943 0.760670 4026.0

The result of Model Number:Dataset Number:Featuregroup Number:Rescale of 32 : 1 : 1 : 1

	f1-score	precision	recall	support
AFIB	0.710170	0.721702	0.699038	875.0
GSVT	0.755286	0.757653	0.752980	691.0
SB	0.821713	0.818882	0.824569	1553.0
SR	0.777923	0.769258	0.786832	907.0
macro avg	0.766273	0.766874	0.765855	4026.0
micro avg	0.776498	0.776498	0.776498	4026.0
weighted avg	0.776204	0.776073	0.776498	4026.0

The result of Model Number:Dataset Number:Featuregroup Number:Rescale of 32 : 1 : 2 : 0

	f1-score	precision	recall	support
AFIB	0.842268	0.848162	0.836485	204.0
GSVT	0.861864	0.857615	0.866168	300.0
SB	0.878994	0.877531	0.880472	892.0
SR	0.870245	0.872311	0.868200	681.0
macro avg	0.863343	0.863905	0.862831	2077.0
micro avg	0.870062	0.870062	0.870062	2077.0
weighted avg	0.870044	0.870058	0.870062	2077.0

The result of Model Number:Dataset Number:Featuregroup Number:Rescale of 32 : 1 : 2 : 1

	f1-score	precision	recall	support
AFIB	0.792601	0.824592	0.763063	204.0
GSVT	0.822097	0.808742	0.836041	300.0
SB	0.843365	0.836584	0.850266	892.0
SR	0.820675	0.826585	0.814892	681.0
macro avg	0.819684	0.824126	0.816066	2077.0
micro avg	0.828048	0.828048	0.828048	2077.0
weighted avg	0.827867	0.828106	0.828048	2077.0

The result of Model Number:Dataset Number:Featuregroup Number:Rescale of 32 : 1 : 3 : 0

	f1-score	precision	recall	support
AFIB	0.870519	0.877419	0.863748	875.0
GSVT	0.881555	0.877669	0.885506	691.0
SB	0.937430	0.933724	0.941172	1553.0
SR	0.914394	0.916978	0.911869	907.0
macro avg	0.900974	0.901447	0.900574	4026.0
micro avg	0.908189	0.908189	0.908189	4026.0
weighted avg	0.908108	0.908093	0.908189	4026.0

The result of Model Number:Dataset Number:Featuregroup Number:Rescale of 32 : 1 : 3 : 1

	f1-score	precision	recall	support
AFIB	0.731472	0.737530	0.823903	204.0

GSVT 0.793232 0.759281 0.894951 300.0
SB 0.724250 0.721734 0.726787 892.0
SR 0.717049 0.717185 0.716918 681.0
macro avg 0.741501 0.733932 0.790640 2077.0
micro avg 0.757379 0.757379 0.757379 2077.0
weighted avg 0.732562 0.727217 0.757379 2077.0
The result of Model Number:Dataset Number:Featuregroup Number:Rescale of 32 : 1 : 4 :
0

f1-score precision recall support
AFIB 0.837984 0.907939 0.779709 204.0
GSVT 0.898835 0.887533 0.910795 300.0
SB 0.921781 0.908868 0.935175 892.0
SR 0.896637 0.900837 0.892912 681.0
macro avg 0.888810 0.901294 0.879648 2077.0
micro avg 0.902527 0.902527 0.902527 2077.0
weighted avg 0.901992 0.903062 0.902527 2077.0
The result of Model Number:Dataset Number:Featuregroup Number:Rescale of 32 : 1 : 4 :
1

f1-score precision recall support
AFIB 0.894399 0.898469 0.890420 875.0
GSVT 0.898745 0.889787 0.907962 691.0
SB 0.947279 0.936957 0.957832 1553.0
SR 0.905970 0.927418 0.885495 907.0
macro avg 0.911598 0.913158 0.910427 4026.0
micro avg 0.918325 0.918325 0.918325 4026.0
weighted avg 0.918150 0.918347 0.918325 4026.0
The result of Model Number:Dataset Number:Featuregroup Number:Rescale of 32 : 1 : 5 :
0

f1-score precision recall support
AFIB 0.830443 0.829107 0.832122 875.0
GSVT 0.849805 0.845375 0.854331 691.0
SB 0.888515 0.880988 0.896180 1553.0
SR 0.854597 0.873596 0.836695 907.0
macro avg 0.855840 0.857266 0.854832 4026.0
micro avg 0.861674 0.861674 0.861674 4026.0
weighted avg 0.861609 0.861935 0.861674 4026.0
The result of Model Number:Dataset Number:Featuregroup Number:Rescale of 32 : 1 : 5 :
1

f1-score precision recall support
AFIB 0.719371 0.735764 0.703807 875.0
GSVT 0.765503 0.767016 0.764252 691.0
SB 0.837511 0.832927 0.842149 1553.0
SR 0.791574 0.781972 0.801525 907.0
macro avg 0.778490 0.779420 0.777933 4026.0

micro avg 0.789560 0.789560 0.789560 4026.0
weighted avg 0.789127 0.789018 0.789560 4026.0
The result of Model Number:Dataset Number:Featuregroup Number:Rescale of 32 : 1 : 6 :
0

	f1-score	precision	recall	support
AFIB	0.641212	0.643277	0.639219	875.0
GSVT	0.650226	0.639903	0.660947	691.0
SB	0.685119	0.679399	0.690942	1553.0
SR	0.650680	0.667206	0.634977	907.0
macro avg	0.656809	0.657446	0.656521	4026.0
micro avg	0.661944	0.661944	0.661944	4026.0
weighted avg	0.661829	0.662022	0.661944	4026.0

The result of Model Number:Dataset Number:Featuregroup Number:Rescale of 32 : 1 : 6 :
1

	f1-score	precision	recall	support
AFIB	0.872855	0.877441	0.868370	875.0
GSVT	0.887585	0.889233	0.886056	691.0
SB	0.940074	0.933398	0.946852	1553.0
SR	0.922050	0.927731	0.916460	907.0
macro avg	0.905641	0.906951	0.904434	4026.0
micro avg	0.912513	0.912513	0.912513	4026.0
weighted avg	0.912395	0.912380	0.912513	4026.0

The result of Model Number:Dataset Number:Featuregroup Number:Rescale of 32 : 1 : 7 :
0

	f1-score	precision	recall	support
AFIB	0.873716	0.876666	0.870817	875.0
GSVT	0.871409	0.865271	0.877713	691.0
SB	0.916882	0.908372	0.925559	1553.0
SR	0.882024	0.899022	0.865701	907.0
macro avg	0.886008	0.887333	0.884947	4026.0
micro avg	0.891964	0.891964	0.891964	4026.0
weighted avg	0.891843	0.891977	0.891964	4026.0

The result of Model Number:Dataset Number:Featuregroup Number:Rescale of 32 : 1 : 7 :
1

	f1-score	precision	recall	support
AFIB	0.591679	0.648628	0.544124	204.0
GSVT	0.688124	0.681054	0.695472	300.0
SB	0.729464	0.726627	0.732326	892.0
SR	0.712563	0.702710	0.722709	681.0
macro avg	0.680458	0.689754	0.673658	2077.0
micro avg	0.705365	0.705365	0.705365	2077.0
weighted avg	0.704418	0.704541	0.705365	2077.0

The result of Model Number:Dataset Number:Featuregroup Number:Rescale of 32 : 1 : 8 :
0

f1-score precision recall support
AFIB 0.831939 0.820136 0.844107 875.0
GSVT 0.849055 0.857330 0.840944 691.0
SB 0.903560 0.900616 0.906526 1553.0
SR 0.882459 0.893738 0.871471 907.0
macro avg 0.866753 0.867955 0.865762 4026.0
micro avg 0.873807 0.873807 0.873807 4026.0
weighted avg 0.873885 0.874146 0.873807 4026.0
The result of Model Number:Dataset Number:Featuregroup Number:Rescale of 32 : 1 : 8 :
1

f1-score precision recall support
AFIB 0.867795 0.878563 0.857580 204.0
GSVT 0.883356 0.877320 0.889567 300.0
SB 0.904274 0.902862 0.905692 892.0
SR 0.897778 0.899235 0.896335 681.0
macro avg 0.888301 0.889495 0.887294 2077.0
micro avg 0.895570 0.895570 0.895570 2077.0
weighted avg 0.895540 0.895597 0.895570 2077.0
The result of Model Number:Dataset Number:Featuregroup Number:Rescale of 32 : 1 : 9 :
0

f1-score precision recall support
AFIB 0.809537 0.798790 0.820640 875.0
GSVT 0.825968 0.833798 0.818319 691.0
SB 0.878948 0.876869 0.881041 1553.0
SR 0.855104 0.864095 0.846333 907.0
macro avg 0.842389 0.843388 0.841583 4026.0
micro avg 0.849329 0.849329 0.849329 4026.0
weighted avg 0.849397 0.849629 0.849329 4026.0
The result of Model Number:Dataset Number:Featuregroup Number:Rescale of 32 : 1 : 9 :
1

f1-score precision recall support
AFIB 0.773922 0.785172 0.763341 204.0
GSVT 0.790990 0.780289 0.802053 300.0
SB 0.802895 0.794528 0.811447 892.0
SR 0.786982 0.800004 0.774390 681.0
macro avg 0.788697 0.789998 0.787807 2077.0
micro avg 0.793215 0.793215 0.793215 2077.0
weighted avg 0.793112 0.793348 0.793215 2077.0
The result of Model Number:Dataset Number:Featuregroup Number:Rescale of 32 : 1 :
10 : 0

f1-score precision recall support
AFIB 0.618692 0.695664 0.557601 204.0
GSVT 0.734033 0.718358 0.750439 300.0
SB 0.783593 0.779599 0.787633 892.0

SR 0.766014 0.756314 0.776016 681.0
macro avg 0.725583 0.737484 0.717922 2077.0
micro avg 0.755858 0.755858 0.755858 2077.0
weighted avg 0.754475 0.754875 0.755858 2077.0
The result of Model Number:Dataset Number:Featuregroup Number:Rescale of 32 : 1 :
10 : 1

f1-score precision recall support
AFIB 0.662914 0.662174 0.663676 875.0
GSVT 0.675040 0.666597 0.683719 691.0
SB 0.709126 0.703425 0.714926 1553.0
SR 0.677488 0.695264 0.660610 907.0
macro avg 0.681142 0.681865 0.680733 4026.0
micro avg 0.686195 0.686195 0.686195 4026.0
weighted avg 0.686105 0.686300 0.686195 4026.0

The result of Model Number:Dataset Number:Featuregroup Number:Rescale of 33 : 0 : 0 :
0

f1-score precision recall support
AFIB 0.777782 0.783225 0.772442 204.0
GSVT 0.795878 0.791954 0.799853 300.0
SB 0.811696 0.810345 0.813061 892.0
SR 0.803618 0.805526 0.801729 681.0
macro avg 0.797243 0.797763 0.796771 2077.0
micro avg 0.803448 0.803448 0.803448 2077.0
weighted avg 0.803432 0.803445 0.803448 2077.0

The result of Model Number:Dataset Number:Featuregroup Number:Rescale of 33 : 0 : 0 :
1

f1-score precision recall support
AFIB 0.818172 0.837757 0.800679 204.0
GSVT 0.842265 0.830397 0.854829 300.0
SB 0.864149 0.855370 0.873151 892.0
SR 0.843495 0.855675 0.831725 681.0
macro avg 0.842020 0.844800 0.840096 2077.0
micro avg 0.849804 0.849804 0.849804 2077.0
weighted avg 0.849701 0.850133 0.849804 2077.0

The result of Model Number:Dataset Number:Featuregroup Number:Rescale of 33 : 0 : 1 :
0

f1-score precision recall support
AFIB 0.661965 0.673876 0.650664 204.0
GSVT 0.676899 0.667382 0.686804 300.0
SB 0.687315 0.679194 0.695635 892.0
SR 0.673492 0.685482 0.661921 681.0
macro avg 0.674918 0.676484 0.673756 2077.0
micro avg 0.678889 0.678889 0.678889 2077.0
weighted avg 0.678788 0.679027 0.678889 2077.0

The result of Model Number:Dataset Number:Featuregroup Number:Rescale of 33 : 0 : 1 : 1

	f1-score	precision	recall	support
AFIB	0.888200	0.926668	0.853051	204.0
GSVT	0.830313	0.838061	0.823123	300.0
SB	0.860679	0.818364	0.907670	892.0
SR	0.767099	0.815509	0.724362	681.0
macro avg	0.836573	0.849651	0.827051	2077.0
micro avg	0.829991	0.829991	0.829991	2077.0
weighted avg	0.828313	0.830910	0.829991	2077.0

The result of Model Number:Dataset Number:Featuregroup Number:Rescale of 33 : 0 : 2 : 0

	f1-score	precision	recall	support
AFIB	0.571804	0.633568	0.521118	204.0
GSVT	0.662843	0.652063	0.674090	300.0
SB	0.706882	0.703663	0.710130	892.0
SR	0.689802	0.681024	0.698819	681.0
macro avg	0.657833	0.667580	0.651039	2077.0
micro avg	0.682651	0.682651	0.682651	2077.0
weighted avg	0.681654	0.681903	0.682651	2077.0

The result of Model Number:Dataset Number:Featuregroup Number:Rescale of 33 : 0 : 2 : 1

	f1-score	precision	recall	support
AFIB	0.682359	0.684054	0.680719	875.0
GSVT	0.694111	0.696196	0.692126	691.0
SB	0.736326	0.731328	0.741398	1553.0
SR	0.722315	0.727677	0.717059	907.0
macro avg	0.708778	0.709814	0.707825	4026.0
micro avg	0.714270	0.714270	0.714270	4026.0
weighted avg	0.714195	0.714201	0.714270	4026.0

The result of Model Number:Dataset Number:Featuregroup Number:Rescale of 33 : 0 : 3 : 0

	f1-score	precision	recall	support
AFIB	0.913049	0.923724	0.902793	204.0
GSVT	0.938166	0.933853	0.942546	300.0
SB	0.951449	0.948491	0.954433	892.0
SR	0.943255	0.945929	0.940637	681.0
macro avg	0.936480	0.937999	0.935102	2077.0
micro avg	0.943121	0.943121	0.943121	2077.0
weighted avg	0.943072	0.943104	0.943121	2077.0

The result of Model Number:Dataset Number:Featuregroup Number:Rescale of 33 : 0 : 3 : 1

	f1-score	precision	recall	support
AFIB	0.893379	0.903306	0.884126	204.0

GSVT 0.921052 0.915809 0.926623 300.0
SB 0.939375 0.938116 0.940638 892.0
SR 0.931384 0.932632 0.930152 681.0
macro avg 0.921297 0.922466 0.920385 2077.0
micro avg 0.929625 0.929625 0.929625 2077.0
weighted avg 0.929591 0.929677 0.929625 2077.0
The result of Model Number:Dataset Number:Featuregroup Number:Rescale of 33 : 0 : 4 :
0

f1-score precision recall support
AFIB 0.801608 0.804366 0.798970 875.0
GSVT 0.816826 0.800530 0.833947 691.0
SB 0.864676 0.860000 0.869408 1553.0
SR 0.831232 0.850559 0.812813 907.0
macro avg 0.828585 0.828864 0.828785 4026.0
micro avg 0.835263 0.835263 0.835263 4026.0
weighted avg 0.835222 0.835574 0.835263 4026.0
The result of Model Number:Dataset Number:Featuregroup Number:Rescale of 33 : 0 : 4 :
1

f1-score precision recall support
AFIB 0.843354 0.845044 0.841706 875.0
GSVT 0.845442 0.840878 0.850079 691.0
SB 0.883771 0.879050 0.888550 1553.0
SR 0.862628 0.872858 0.852660 907.0
macro avg 0.858799 0.859458 0.858249 4026.0
micro avg 0.863681 0.863681 0.863681 4026.0
weighted avg 0.863645 0.863713 0.863681 4026.0
The result of Model Number:Dataset Number:Featuregroup Number:Rescale of 33 : 0 : 5 :
0

f1-score precision recall support
AFIB 0.697184 0.713112 0.682129 204.0
GSVT 0.728856 0.724319 0.733469 300.0
SB 0.744597 0.742288 0.746932 892.0
SR 0.736070 0.736410 0.735750 681.0
macro avg 0.726677 0.729032 0.724570 2077.0
micro avg 0.734956 0.734956 0.734956 2077.0
weighted avg 0.734871 0.734900 0.734956 2077.0
The result of Model Number:Dataset Number:Featuregroup Number:Rescale of 33 : 0 : 5 :
1

f1-score precision recall support
AFIB 0.769878 0.802273 0.740067 204.0
GSVT 0.795708 0.783529 0.808393 300.0
SB 0.814900 0.809056 0.820840 892.0
SR 0.793750 0.797787 0.789785 681.0
macro avg 0.793559 0.798161 0.789771 2077.0

micro avg 0.800926 0.800926 0.800926 2077.0
weighted avg 0.800772 0.801008 0.800926 2077.0
The result of Model Number:Dataset Number:Featuregroup Number:Rescale of 33 : 0 : 6 :
0

	f1-score	precision	recall	support
AFIB	0.690082	0.695046	0.685190	875.0
GSVT	0.688982	0.684857	0.693169	691.0
SB	0.726776	0.718723	0.735012	1553.0
SR	0.697397	0.709840	0.685407	907.0
macro avg	0.700809	0.702117	0.699694	4026.0
micro avg	0.705827	0.705827	0.705827	4026.0
weighted avg	0.705696	0.705763	0.705827	4026.0

The result of Model Number:Dataset Number:Featuregroup Number:Rescale of 33 : 0 : 6 :
1

	f1-score	precision	recall	support
AFIB	0.755169	0.762134	0.748512	204.0
GSVT	0.782777	0.782805	0.782770	300.0
SB	0.799171	0.797751	0.800602	892.0
SR	0.790689	0.790478	0.790920	681.0
macro avg	0.781952	0.783292	0.780701	2077.0
micro avg	0.789736	0.789736	0.789736	2077.0
weighted avg	0.789700	0.789709	0.789736	2077.0

The result of Model Number:Dataset Number:Featuregroup Number:Rescale of 33 : 0 : 7 :
0

	f1-score	precision	recall	support
AFIB	0.687949	0.681204	0.735555	204.0
GSVT	0.616852	0.609994	0.624021	300.0
SB	0.792693	0.786921	0.798556	892.0
SR	0.779399	0.784797	0.774138	681.0
macro avg	0.719223	0.715729	0.733067	2077.0
micro avg	0.759152	0.759152	0.759152	2077.0
weighted avg	0.752648	0.750286	0.759152	2077.0

The result of Model Number:Dataset Number:Featuregroup Number:Rescale of 33 : 0 : 7 :
1

	f1-score	precision	recall	support
AFIB	0.652193	0.636854	0.686616	875.0
GSVT	0.626698	0.620921	0.640979	691.0
SB	0.679697	0.631838	0.736183	1553.0
SR	0.423799	0.531513	0.352932	907.0
macro avg	0.595597	0.605281	0.604177	4026.0
micro avg	0.622729	0.622729	0.622729	4026.0
weighted avg	0.606973	0.608453	0.622729	4026.0

The result of Model Number:Dataset Number:Featuregroup Number:Rescale of 33 : 0 : 8 :
0

f1-score precision recall support
AFIB 0.807204 0.785999 0.857738 875.0
GSVT 0.776523 0.734989 0.885220 691.0
SB 0.735796 0.731146 0.740527 1553.0
SR 0.714709 0.727023 0.703005 907.0
macro avg 0.758558 0.744789 0.796622 4026.0
micro avg 0.782383 0.782383 0.782383 4026.0
weighted avg 0.753555 0.742798 0.782383 4026.0
The result of Model Number:Dataset Number:Featuregroup Number:Rescale of 33 : 0 : 8 :
1

f1-score precision recall support
AFIB 0.693474 0.706912 0.680849 204.0
GSVT 0.720365 0.714342 0.726624 300.0
SB 0.733807 0.732334 0.735287 892.0
SR 0.726810 0.727563 0.726061 681.0
macro avg 0.718614 0.720288 0.717205 2077.0
micro avg 0.725664 0.725664 0.725664 2077.0
weighted avg 0.725610 0.725674 0.725664 2077.0
The result of Model Number:Dataset Number:Featuregroup Number:Rescale of 33 : 0 : 9 :
0

f1-score precision recall support
AFIB 0.878684 0.879468 0.877991 875.0
GSVT 0.894779 0.897126 0.892594 691.0
SB 0.949820 0.943496 0.956239 1553.0
SR 0.931313 0.939816 0.922997 907.0
macro avg 0.913649 0.914976 0.912455 4026.0
micro avg 0.920820 0.920820 0.920820 4026.0
weighted avg 0.920743 0.920792 0.920820 4026.0
The result of Model Number:Dataset Number:Featuregroup Number:Rescale of 33 : 0 : 9 :
1

f1-score precision recall support
AFIB 0.670929 0.671406 0.670466 875.0
GSVT 0.679970 0.681311 0.678693 691.0
SB 0.722242 0.719842 0.724661 1553.0
SR 0.705272 0.707893 0.702693 907.0
macro avg 0.694603 0.695113 0.694128 4026.0
micro avg 0.700043 0.700043 0.700043 4026.0
weighted avg 0.700011 0.700010 0.700043 4026.0
The result of Model Number:Dataset Number:Featuregroup Number:Rescale of 33 : 0 :
10 : 0

f1-score precision recall support
AFIB 0.803687 0.794714 0.812874 875.0
GSVT 0.819677 0.827185 0.812317 691.0
SB 0.874223 0.871376 0.877092 1553.0

SR 0.851560 0.860091 0.843199 907.0
macro avg 0.837287 0.838341 0.836371 4026.0
micro avg 0.844382 0.844382 0.844382 4026.0
weighted avg 0.844425 0.844587 0.844382 4026.0
The result of Model Number:Dataset Number:Featuregroup Number:Rescale of 33 : 0 :
10 : 1

f1-score precision recall support
AFIB 0.741086 0.736239 0.746060 875.0
GSVT 0.763112 0.769605 0.756829 691.0
SB 0.812436 0.810666 0.814215 1553.0
SR 0.792636 0.795819 0.789491 907.0
macro avg 0.777317 0.778082 0.776649 4026.0
micro avg 0.783983 0.783983 0.783983 4026.0
weighted avg 0.784002 0.784098 0.783983 4026.0
The result of Model Number:Dataset Number:Featuregroup Number:Rescale of 33 : 1 : 0 :
0

f1-score precision recall support
AFIB 0.875417 0.864240 0.886938 875.0
GSVT 0.890783 0.895891 0.885756 691.0
SB 0.953528 0.949523 0.957575 1553.0
SR 0.925452 0.940431 0.910958 907.0
macro avg 0.911295 0.912521 0.910307 4026.0
micro avg 0.919394 0.919394 0.919394 4026.0
weighted avg 0.919457 0.919734 0.919394 4026.0
The result of Model Number:Dataset Number:Featuregroup Number:Rescale of 33 : 1 : 0 :
1

f1-score precision recall support
AFIB 0.652813 0.685430 0.623487 204.0
GSVT 0.672494 0.660031 0.685671 300.0
SB 0.687884 0.680950 0.694975 892.0
SR 0.668806 0.674780 0.662998 681.0
macro avg 0.670499 0.675298 0.666783 2077.0
micro avg 0.676125 0.676125 0.676125 2077.0
weighted avg 0.675961 0.676346 0.676125 2077.0
The result of Model Number:Dataset Number:Featuregroup Number:Rescale of 33 : 1 : 1 :
0

f1-score precision recall support
AFIB 0.853756 0.881486 0.827885 204.0
GSVT 0.877327 0.866140 0.888983 300.0
SB 0.902078 0.898677 0.905516 892.0
SR 0.889462 0.891072 0.887891 681.0
macro avg 0.880656 0.884344 0.877568 2077.0
micro avg 0.889724 0.889724 0.889724 2077.0
weighted avg 0.889620 0.889795 0.889724 2077.0

The result of Model Number:Dataset Number:Featuregroup Number:Rescale of 33 : 1 : 1 : 1

	f1-score	precision	recall	support
AFIB	0.630284	0.620793	0.645316	875.0
GSVT	0.601807	0.600055	0.606941	691.0
SB	0.642652	0.598850	0.698713	1553.0
SR	0.476053	0.636341	0.394467	907.0
macro avg	0.587699	0.614010	0.586359	4026.0
micro avg	0.602814	0.602814	0.602814	4026.0
weighted avg	0.595421	0.612272	0.602814	4026.0

The result of Model Number:Dataset Number:Featuregroup Number:Rescale of 33 : 1 : 2 : 0

	f1-score	precision	recall	support
AFIB	0.173163	0.174981	0.171382	175.0
GSVT	0.173442	0.171599	0.175324	138.2
SB	0.182665	0.181964	0.183370	310.6
SR	0.178437	0.179331	0.177552	181.4
macro avg	0.176927	0.176969	0.176907	805.2
micro avg	0.178073	0.178073	0.178073	805.2
weighted avg	0.178064	0.178074	0.178073	805.2

The result of Model Number:Dataset Number:Featuregroup Number:Rescale of 33 : 1 : 2 : 1

	f1-score	precision	recall	support
AFIB	0.701975	0.694138	0.710000	875.0
GSVT	0.715942	0.722499	0.709513	691.0
SB	0.763585	0.761098	0.766091	1553.0
SR	0.743789	0.751241	0.736487	907.0
macro avg	0.731323	0.732244	0.730523	4026.0
micro avg	0.737520	0.737520	0.737520	4026.0
weighted avg	0.737558	0.737699	0.737520	4026.0

The result of Model Number:Dataset Number:Featuregroup Number:Rescale of 33 : 1 : 3 : 0

	f1-score	precision	recall	support
AFIB	0.689137	0.710036	0.669462	875.0
GSVT	0.735664	0.730562	0.740877	691.0
SB	0.804906	0.801827	0.808014	1553.0
SR	0.761247	0.749821	0.773071	907.0
macro avg	0.747738	0.748062	0.747856	4026.0
micro avg	0.758506	0.758506	0.758506	4026.0
weighted avg	0.758025	0.757930	0.758506	4026.0

The result of Model Number:Dataset Number:Featuregroup Number:Rescale of 33 : 1 : 3 : 1

	f1-score	precision	recall	support
AFIB	0.800354	0.789269	0.811788	875.0

GSVT 0.818106 0.824727 0.811594 691.0
SB 0.868409 0.865914 0.870925 1553.0
SR 0.847284 0.858311 0.836544 907.0
macro avg 0.833538 0.834555 0.832713 4026.0
micro avg 0.840143 0.840143 0.840143 4026.0
weighted avg 0.840225 0.840474 0.840143 4026.0
The result of Model Number:Dataset Number:Featuregroup Number:Rescale of 33 : 1 : 4 :
0

f1-score precision recall support

AFIB 0.838594 0.828657 0.848843 875.0
GSVT 0.850530 0.858752 0.842547 691.0
SB 0.902696 0.899242 0.906183 1553.0
SR 0.881650 0.891822 0.871733 907.0
macro avg 0.868367 0.869618 0.867326 4026.0
micro avg 0.875038 0.875038 0.875038 4026.0
weighted avg 0.875069 0.875280 0.875038 4026.0
The result of Model Number:Dataset Number:Featuregroup Number:Rescale of 33 : 1 : 4 :
1

f1-score precision recall support

AFIB 0.773587 0.774277 0.772977 875.0
GSVT 0.787757 0.789823 0.785833 691.0
SB 0.836214 0.830647 0.841866 1553.0
SR 0.819921 0.827407 0.812599 907.0
macro avg 0.804370 0.805539 0.803319 4026.0
micro avg 0.810683 0.810683 0.810683 4026.0
weighted avg 0.810616 0.810659 0.810683 4026.0
The result of Model Number:Dataset Number:Featuregroup Number:Rescale of 33 : 1 : 5 :
0

f1-score precision recall support

AFIB 0.588646 0.641238 0.621623 204.0
GSVT 0.799544 0.786474 0.813332 300.0
SB 0.680659 0.675475 0.685975 892.0
SR 0.832335 0.822918 0.841996 681.0
macro avg 0.725296 0.731526 0.740731 2077.0
micro avg 0.749205 0.749205 0.749205 2077.0
weighted avg 0.738525 0.736488 0.749205 2077.0
The result of Model Number:Dataset Number:Featuregroup Number:Rescale of 33 : 1 : 5 :
1

f1-score precision recall support

AFIB 0.901373 0.902792 0.900075 204.0
GSVT 0.923172 0.921732 0.924695 300.0
SB 0.942217 0.941067 0.943376 892.0
SR 0.935618 0.937414 0.933834 681.0
macro avg 0.925595 0.925751 0.925495 2077.0

micro avg 0.933296 0.933296 0.933296 2077.0
weighted avg 0.933291 0.933317 0.933296 2077.0
The result of Model Number:Dataset Number:Featuregroup Number:Rescale of 33 : 1 : 6 :
0

	f1-score	precision	recall	support
AFIB	0.760346	0.755078	0.765840	875.0
GSVT	0.772076	0.775209	0.769093	691.0
SB	0.837704	0.828993	0.846604	1553.0
SR	0.795407	0.813915	0.777795	907.0
macro avg	0.791383	0.793299	0.789833	4026.0
micro avg	0.800246	0.800246	0.800246	4026.0
weighted avg	0.800098	0.800301	0.800246	4026.0

The result of Model Number:Dataset Number:Featuregroup Number:Rescale of 33 : 1 : 6 :
1

	f1-score	precision	recall	support
AFIB	0.782376	0.773248	0.793762	875.0
GSVT	0.805018	0.795260	0.815666	691.0
SB	0.817152	0.785609	0.863418	1553.0
SR	0.648861	0.683088	0.617939	907.0
macro avg	0.763352	0.759301	0.772697	4026.0
micro avg	0.784781	0.784781	0.784781	4026.0
weighted avg	0.769598	0.761482	0.784781	4026.0

The result of Model Number:Dataset Number:Featuregroup Number:Rescale of 33 : 1 : 7 :
0

	f1-score	precision	recall	support
AFIB	0.788567	0.795144	0.782369	204.0
GSVT	0.809398	0.805671	0.813177	300.0
SB	0.821605	0.818686	0.824549	892.0
SR	0.814016	0.817662	0.810445	681.0
macro avg	0.808396	0.809291	0.807635	2077.0
micro avg	0.814139	0.814139	0.814139	2077.0
weighted avg	0.814109	0.814158	0.814139	2077.0

The result of Model Number:Dataset Number:Featuregroup Number:Rescale of 33 : 1 : 7 :
1

	f1-score	precision	recall	support
AFIB	0.756845	0.793081	0.723955	204.0
GSVT	0.797162	0.788628	0.805912	300.0
SB	0.814095	0.809597	0.818653	892.0
SR	0.804898	0.804200	0.805611	681.0
macro avg	0.793250	0.798877	0.788533	2077.0
micro avg	0.803235	0.803235	0.803235	2077.0
weighted avg	0.803011	0.803177	0.803235	2077.0

The result of Model Number:Dataset Number:Featuregroup Number:Rescale of 33 : 1 : 8 :
0

f1-score precision recall support
AFIB 0.641128 0.635458 0.646927 875.0
GSVT 0.582897 0.564491 0.648484 691.0
SB 0.525513 0.504565 0.558272 1553.0
SR 0.541617 0.547222 0.536162 907.0
macro avg 0.572789 0.562934 0.597461 4026.0
micro avg 0.588042 0.588042 0.588042 4026.0
weighted avg 0.564118 0.552908 0.588042 4026.0
The result of Model Number:Dataset Number:Featuregroup Number:Rescale of 33 : 1 : 8 :
1

f1-score precision recall support
AFIB 0.744839 0.748752 0.741012 875.0
GSVT 0.757409 0.758815 0.756104 691.0
SB 0.802200 0.796503 0.807983 1553.0
SR 0.786819 0.791667 0.782049 907.0
macro avg 0.772817 0.773934 0.771787 4026.0
micro avg 0.778681 0.778681 0.778681 4026.0
weighted avg 0.778581 0.778567 0.778681 4026.0
The result of Model Number:Dataset Number:Featuregroup Number:Rescale of 33 : 1 : 9 :
0

f1-score precision recall support
AFIB 0.707588 0.704710 0.710506 875.0
GSVT 0.717930 0.722270 0.713670 691.0
SB 0.757193 0.756271 0.758119 1553.0
SR 0.741396 0.742571 0.740247 907.0
macro avg 0.731027 0.731455 0.730636 4026.0
micro avg 0.736116 0.736116 0.736116 4026.0
weighted avg 0.736114 0.736143 0.736116 4026.0
The result of Model Number:Dataset Number:Featuregroup Number:Rescale of 33 : 1 : 9 :
1

f1-score precision recall support
AFIB 0.594718 0.580730 0.626108 875.0
GSVT 0.571470 0.566201 0.584492 691.0
SB 0.619798 0.576157 0.671306 1553.0
SR 0.386452 0.484673 0.321829 907.0
macro avg 0.543109 0.551940 0.550934 4026.0
micro avg 0.567850 0.567850 0.567850 4026.0
weighted avg 0.553483 0.554832 0.567850 4026.0
The result of Model Number:Dataset Number:Featuregroup Number:Rescale of 33 : 1 :
10 : 0

f1-score precision recall support
AFIB 0.815575 0.861970 0.774459 204.0
GSVT 0.861878 0.852387 0.871627 300.0
SB 0.874699 0.865996 0.883609 892.0

SR 0.864538 0.867493 0.861739 681.0
macro avg 0.854172 0.861962 0.847858 2077.0
micro avg 0.863987 0.863987 0.863987 2077.0
weighted avg 0.863708 0.864126 0.863987 2077.0
The result of Model Number:Dataset Number:Featuregroup Number:Rescale of 33 : 1 : 10 : 1

f1-score precision recall support
AFIB 0.638443 0.630773 0.646326 875.0
GSVT 0.650723 0.655991 0.645542 691.0
SB 0.693620 0.690965 0.696298 1553.0
SR 0.677357 0.686018 0.668920 907.0
macro avg 0.665036 0.665937 0.664272 4026.0
micro avg 0.670558 0.670558 0.670558 4026.0
weighted avg 0.670601 0.670766 0.670558 4026.0

The result of Model Number:Dataset Number:Featuregroup Number:Rescale of 34 : 0 : 0 : 0

f1-score precision recall support
AFIB 0.674685 0.668432 0.681094 875.0
GSVT 0.686801 0.690531 0.683123 691.0
SB 0.727705 0.726027 0.729391 1553.0
SR 0.710750 0.717309 0.704333 907.0
macro avg 0.699985 0.700575 0.699485 4026.0
micro avg 0.705308 0.705308 0.705308 4026.0
weighted avg 0.705342 0.705453 0.705308 4026.0

The result of Model Number:Dataset Number:Featuregroup Number:Rescale of 34 : 0 : 0 : 1

f1-score precision recall support
AFIB 0.759811 0.752859 0.766925 875.0
GSVT 0.769546 0.776336 0.762989 691.0
SB 0.818003 0.813690 0.822373 1553.0
SR 0.799511 0.809146 0.790176 907.0
macro avg 0.786718 0.788008 0.785616 4026.0
micro avg 0.792876 0.792876 0.792876 4026.0
weighted avg 0.792873 0.793034 0.792876 4026.0

The result of Model Number:Dataset Number:Featuregroup Number:Rescale of 34 : 0 : 1 : 0

f1-score precision recall support
AFIB 0.777913 0.795217 0.761512 204.0
GSVT 0.811056 0.806016 0.816191 300.0
SB 0.828662 0.826917 0.830425 892.0
SR 0.819836 0.819256 0.820442 681.0
macro avg 0.809367 0.811851 0.807143 2077.0
micro avg 0.818327 0.818327 0.818327 2077.0
weighted avg 0.818241 0.818273 0.818327 2077.0

The result of Model Number:Dataset Number:Featuregroup Number:Rescale of 34 : 0 : 1 : 1

	f1-score	precision	recall	support
AFIB	0.677282	0.702286	0.654059	204.0
GSVT	0.691758	0.684658	0.699114	300.0
SB	0.710704	0.707390	0.714051	892.0
SR	0.699623	0.700061	0.699208	681.0
macro avg	0.694842	0.698599	0.691608	2077.0
micro avg	0.701135	0.701135	0.701135	2077.0
weighted avg	0.701052	0.701203	0.701135	2077.0

The result of Model Number:Dataset Number:Featuregroup Number:Rescale of 34 : 0 : 2 : 0

	f1-score	precision	recall	support
AFIB	0.631592	0.587333	0.741685	875.0
GSVT	0.541671	0.505726	0.612685	691.0
SB	0.647262	0.641801	0.652832	1553.0
SR	0.623867	0.638989	0.609662	907.0
macro avg	0.611098	0.593462	0.654216	4026.0
micro avg	0.655527	0.655527	0.655527	4026.0
weighted avg	0.620463	0.605974	0.655527	4026.0

The result of Model Number:Dataset Number:Featuregroup Number:Rescale of 34 : 0 : 2 : 1

	f1-score	precision	recall	support
AFIB	0.732348	0.720862	0.744285	875.0
GSVT	0.705665	0.725895	0.686614	691.0
SB	0.741537	0.703948	0.783409	1553.0
SR	0.602495	0.670454	0.547138	907.0
macro avg	0.695511	0.705290	0.690362	4026.0
micro avg	0.705064	0.705064	0.705064	4026.0
weighted avg	0.702059	0.703845	0.705064	4026.0

The result of Model Number:Dataset Number:Featuregroup Number:Rescale of 34 : 0 : 3 : 0

	f1-score	precision	recall	support
AFIB	0.877931	0.915954	0.843188	204.0
GSVT	0.820713	0.828372	0.813606	300.0
SB	0.850729	0.808903	0.897176	892.0
SR	0.758230	0.806080	0.715987	681.0
macro avg	0.826901	0.839827	0.817489	2077.0
micro avg	0.820395	0.820395	0.820395	2077.0
weighted avg	0.818737	0.821304	0.820395	2077.0

The result of Model Number:Dataset Number:Featuregroup Number:Rescale of 34 : 0 : 3 : 1

	f1-score	precision	recall	support
AFIB	0.792636	0.833585	0.755756	204.0

GSVT 0.831146 0.823022 0.839450 300.0
SB 0.845801 0.838997 0.852721 892.0
SR 0.835354 0.836370 0.834373 681.0
macro avg 0.826234 0.832994 0.820575 2077.0
micro avg 0.835265 0.835265 0.835265 2077.0
weighted avg 0.835037 0.835297 0.835265 2077.0
The result of Model Number:Dataset Number:Featuregroup Number:Rescale of 34 : 0 : 4 :
0

f1-score precision recall support

AFIB 0.811831 0.803665 0.820187 875.0
GSVT 0.819096 0.826389 0.811991 691.0
SB 0.866568 0.863908 0.869245 1553.0
SR 0.849787 0.857225 0.842479 907.0
macro avg 0.836820 0.837797 0.835976 4026.0
micro avg 0.842726 0.842726 0.842726 4026.0
weighted avg 0.842743 0.842870 0.842726 4026.0
The result of Model Number:Dataset Number:Featuregroup Number:Rescale of 34 : 0 : 4 :
1

f1-score precision recall support

AFIB 0.756114 0.750057 0.762357 875.0
GSVT 0.776995 0.778321 0.775765 691.0
SB 0.823738 0.821530 0.825965 1553.0
SR 0.801231 0.810558 0.792133 907.0
macro avg 0.789519 0.790117 0.789055 4026.0
micro avg 0.795903 0.795903 0.795903 4026.0
weighted avg 0.795947 0.796108 0.795903 4026.0
The result of Model Number:Dataset Number:Featuregroup Number:Rescale of 34 : 0 : 5 :
0

f1-score precision recall support

AFIB 0.811036 0.813827 0.808367 875.0
GSVT 0.826434 0.809945 0.843756 691.0
SB 0.874846 0.870115 0.879634 1553.0
SR 0.841009 0.860563 0.822373 907.0
macro avg 0.838331 0.838613 0.838533 4026.0
micro avg 0.845087 0.845087 0.845087 4026.0
weighted avg 0.845046 0.845402 0.845087 4026.0
The result of Model Number:Dataset Number:Featuregroup Number:Rescale of 34 : 0 : 5 :
1

f1-score precision recall support

AFIB 0.810241 0.833043 0.788821 204.0
GSVT 0.831189 0.825354 0.837263 300.0
SB 0.854046 0.850629 0.857492 892.0
SR 0.842694 0.843221 0.842193 681.0
macro avg 0.834543 0.838062 0.831442 2077.0

micro avg 0.842809 0.842809 0.842809 2077.0
weighted avg 0.842720 0.842822 0.842809 2077.0
The result of Model Number:Dataset Number:Featuregroup Number:Rescale of 34 : 0 : 6 :
0

	f1-score	precision	recall	support
AFIB	0.844415	0.875721	0.815389	204.0
GSVT	0.869712	0.858837	0.880976	300.0
SB	0.891766	0.883629	0.900062	892.0
SR	0.868321	0.875060	0.861694	681.0
macro avg	0.868553	0.873312	0.864530	2077.0
micro avg	0.876409	0.876409	0.876409	2077.0
weighted avg	0.876243	0.876462	0.876409	2077.0

The result of Model Number:Dataset Number:Featuregroup Number:Rescale of 34 : 0 : 6 :
1

	f1-score	precision	recall	support
AFIB	0.787037	0.802894	0.772299	204.0
GSVT	0.812291	0.805767	0.819078	300.0
SB	0.829876	0.829040	0.830713	892.0
SR	0.822311	0.821839	0.822793	681.0
macro avg	0.812879	0.814885	0.811221	2077.0
micro avg	0.820699	0.820699	0.820699	2077.0
weighted avg	0.820648	0.820750	0.820699	2077.0

The result of Model Number:Dataset Number:Featuregroup Number:Rescale of 34 : 0 : 7 :
0

	f1-score	precision	recall	support
AFIB	0.811104	0.810361	0.811945	875.0
GSVT	0.827729	0.826123	0.829428	691.0
SB	0.878328	0.876372	0.880307	1553.0
SR	0.854355	0.859929	0.848884	907.0
macro avg	0.842879	0.843196	0.842641	4026.0
micro avg	0.849637	0.849637	0.849637	4026.0
weighted avg	0.849632	0.849696	0.849637	4026.0

The result of Model Number:Dataset Number:Featuregroup Number:Rescale of 34 : 0 : 7 :
1

	f1-score	precision	recall	support
AFIB	0.777461	0.820074	0.739574	204.0
GSVT	0.740308	0.766264	0.716145	300.0
SB	0.761480	0.732110	0.793317	892.0
SR	0.677737	0.696124	0.660335	681.0
macro avg	0.739247	0.753643	0.727343	2077.0
micro avg	0.733290	0.733290	0.733290	2077.0
weighted avg	0.732534	0.733884	0.733290	2077.0

The result of Model Number:Dataset Number:Featuregroup Number:Rescale of 34 : 0 : 8 :
0

f1-score precision recall support
AFIB 0.859041 0.876195 0.842676 204.0
GSVT 0.868688 0.857834 0.879952 300.0
SB 0.885273 0.876808 0.893904 892.0
SR 0.869196 0.880598 0.858109 681.0
macro avg 0.870549 0.872859 0.868660 2077.0
micro avg 0.875121 0.875121 0.875121 2077.0
weighted avg 0.875030 0.875250 0.875121 2077.0
The result of Model Number:Dataset Number:Featuregroup Number:Rescale of 34 : 0 : 8 :
1

f1-score precision recall support
AFIB 0.631732 0.641990 0.621830 875.0
GSVT 0.671865 0.673971 0.669813 691.0
SB 0.730955 0.728437 0.733496 1553.0
SR 0.692002 0.684294 0.699927 907.0
macro avg 0.681638 0.682173 0.681266 4026.0
micro avg 0.690734 0.690734 0.690734 4026.0
weighted avg 0.690473 0.690356 0.690734 4026.0
The result of Model Number:Dataset Number:Featuregroup Number:Rescale of 34 : 0 : 9 :
0

f1-score precision recall support
AFIB 0.680783 0.698022 0.664439 204.0
GSVT 0.695568 0.688004 0.703416 300.0
SB 0.715160 0.711591 0.718767 892.0
SR 0.704075 0.707234 0.700972 681.0
macro avg 0.698897 0.701213 0.696899 2077.0
micro avg 0.705379 0.705379 0.705379 2077.0
weighted avg 0.705319 0.705423 0.705379 2077.0
The result of Model Number:Dataset Number:Featuregroup Number:Rescale of 34 : 0 : 9 :
1

f1-score precision recall support
AFIB 0.650514 0.649133 0.651930 875.0
GSVT 0.660677 0.657510 0.663930 691.0
SB 0.695360 0.687059 0.703866 1553.0
SR 0.663045 0.681830 0.645281 907.0
macro avg 0.667399 0.668883 0.666252 4026.0
micro avg 0.672525 0.672525 0.672525 4026.0
weighted avg 0.672380 0.672566 0.672525 4026.0
The result of Model Number:Dataset Number:Featuregroup Number:Rescale of 34 : 0 :
10 : 0

f1-score precision recall support
AFIB 0.790448 0.797625 0.783806 204.0
GSVT 0.816573 0.811638 0.821782 300.0
SB 0.833657 0.832540 0.834778 892.0

SR 0.825943 0.827656 0.824243 681.0
macro avg 0.816655 0.817365 0.816152 2077.0
micro avg 0.824440 0.824440 0.824440 2077.0
weighted avg 0.824416 0.824490 0.824440 2077.0
The result of Model Number:Dataset Number:Featuregroup Number:Rescale of 34 : 0 :
10 : 1

f1-score precision recall support
AFIB 0.755843 0.758671 0.753358 875.0
GSVT 0.772857 0.780313 0.765697 691.0
SB 0.821789 0.813169 0.830656 1553.0
SR 0.793331 0.800313 0.786743 907.0
macro avg 0.785955 0.788117 0.784114 4026.0
micro avg 0.792814 0.792814 0.792814 4026.0
weighted avg 0.792647 0.792789 0.792814 4026.0
The result of Model Number:Dataset Number:Featuregroup Number:Rescale of 34 : 1 : 0 :
0

f1-score precision recall support
AFIB 0.672668 0.652562 0.717239 875.0
GSVT 0.576040 0.563426 0.589446 691.0
SB 0.764049 0.757824 0.770580 1553.0
SR 0.716788 0.746882 0.690370 907.0
macro avg 0.682386 0.680173 0.691909 4026.0
micro avg 0.709828 0.709828 0.709828 4026.0
weighted avg 0.701272 0.699116 0.709828 4026.0
The result of Model Number:Dataset Number:Featuregroup Number:Rescale of 34 : 1 : 0 :
1

f1-score precision recall support
AFIB 0.911085 0.923150 0.899468 204.0
GSVT 0.938579 0.935192 0.942012 300.0
SB 0.950269 0.947312 0.953250 892.0
SR 0.939915 0.941725 0.938138 681.0
macro avg 0.934962 0.936845 0.933217 2077.0
micro avg 0.941389 0.941389 0.941389 2077.0
weighted avg 0.941337 0.941357 0.941389 2077.0
The result of Model Number:Dataset Number:Featuregroup Number:Rescale of 34 : 1 : 1 :
0

f1-score precision recall support
AFIB 0.686509 0.703631 0.670254 875.0
GSVT 0.730326 0.733126 0.727581 691.0
SB 0.790882 0.787052 0.794751 1553.0
SR 0.749404 0.736913 0.762374 907.0
macro avg 0.739280 0.740180 0.738740 4026.0
micro avg 0.748870 0.748870 0.748870 4026.0
weighted avg 0.748460 0.748370 0.748870 4026.0

The result of Model Number:Dataset Number:Featuregroup Number:Rescale of 34 : 1 : 1 :
1

	f1-score	precision	recall	support
AFIB	0.732206	0.721181	0.749670	875.0
GSVT	0.699125	0.697090	0.705088	691.0
SB	0.746575	0.695689	0.811701	1553.0
SR	0.553035	0.739243	0.458256	907.0
macro avg	0.682735	0.713301	0.681179	4026.0
micro avg	0.700295	0.700295	0.700295	4026.0
weighted avg	0.691706	0.711282	0.700295	4026.0

The result of Model Number:Dataset Number:Featuregroup Number:Rescale of 34 : 1 : 2 :
0

	f1-score	precision	recall	support
AFIB	0.711661	0.702726	0.721033	875.0
GSVT	0.660281	0.680272	0.643639	691.0
SB	0.710897	0.658448	0.774305	1553.0
SR	0.552745	0.676518	0.471338	907.0
macro avg	0.658896	0.679491	0.652579	4026.0
micro avg	0.672046	0.672046	0.672046	4026.0
weighted avg	0.666746	0.675888	0.672046	4026.0

The result of Model Number:Dataset Number:Featuregroup Number:Rescale of 34 : 1 : 2 :
1

	f1-score	precision	recall	support
AFIB	0.692322	0.677528	0.707817	875.0
GSVT	0.716944	0.727907	0.706370	691.0
SB	0.764260	0.764361	0.764163	1553.0
SR	0.744571	0.752282	0.737020	907.0
macro avg	0.729524	0.730520	0.728842	4026.0
micro avg	0.735883	0.735883	0.735883	4026.0
weighted avg	0.736069	0.736511	0.735883	4026.0

The result of Model Number:Dataset Number:Featuregroup Number:Rescale of 34 : 1 : 3 :
0

	f1-score	precision	recall	support
AFIB	0.880385	0.901459	0.861562	204.0
GSVT	0.906310	0.893540	0.919829	300.0
SB	0.929858	0.920411	0.939544	892.0
SR	0.907634	0.920739	0.894968	681.0
macro avg	0.906047	0.909037	0.903976	2077.0
micro avg	0.914422	0.914422	0.914422	2077.0
weighted avg	0.914311	0.914776	0.914422	2077.0

The result of Model Number:Dataset Number:Featuregroup Number:Rescale of 34 : 1 : 3 :
1

	f1-score	precision	recall	support
AFIB	0.800835	0.805214	0.796529	875.0

GSVT 0.797018 0.790298 0.803934 691.0
SB 0.838264 0.830325 0.846359 1553.0
SR 0.807066 0.822121 0.792564 907.0
macro avg 0.810796 0.811990 0.809847 4026.0
micro avg 0.816128 0.816128 0.816128 4026.0
weighted avg 0.816022 0.816149 0.816128 4026.0
The result of Model Number:Dataset Number:Featuregroup Number:Rescale of 34 : 1 : 4 :
0

f1-score precision recall support
AFIB 0.758298 0.776748 0.740891 204.0
GSVT 0.767830 0.757260 0.778802 300.0
SB 0.783335 0.775512 0.791322 892.0
SR 0.769658 0.779758 0.759838 681.0
macro avg 0.769780 0.772320 0.767713 2077.0
micro avg 0.774238 0.774238 0.774238 2077.0
weighted avg 0.774152 0.774389 0.774238 2077.0
The result of Model Number:Dataset Number:Featuregroup Number:Rescale of 34 : 1 : 4 :
1

f1-score precision recall support
AFIB 0.572500 0.623649 0.604572 204.0
GSVT 0.777613 0.764902 0.791023 300.0
SB 0.661989 0.656947 0.667159 892.0
SR 0.809505 0.800346 0.818900 681.0
macro avg 0.705402 0.711461 0.720414 2077.0
micro avg 0.728655 0.728655 0.728655 2077.0
weighted avg 0.718267 0.716286 0.728655 2077.0
The result of Model Number:Dataset Number:Featuregroup Number:Rescale of 34 : 1 : 5 :
0

f1-score precision recall support
AFIB 0.598305 0.661568 0.546395 204.0
GSVT 0.688427 0.680460 0.696715 300.0
SB 0.727860 0.724867 0.730879 892.0
SR 0.712229 0.701679 0.723108 681.0
macro avg 0.681705 0.692143 0.674274 2077.0
micro avg 0.705277 0.705277 0.705277 2077.0
weighted avg 0.704314 0.704633 0.705277 2077.0
The result of Model Number:Dataset Number:Featuregroup Number:Rescale of 34 : 1 : 5 :
1

f1-score precision recall support
AFIB 0.766921 0.770573 0.763337 875.0
GSVT 0.776395 0.762285 0.791116 691.0
SB 0.821484 0.818339 0.824657 1553.0
SR 0.797203 0.810849 0.784022 907.0
macro avg 0.790501 0.790511 0.790783 4026.0

micro avg 0.796419 0.796419 0.796419 4026.0
weighted avg 0.796417 0.796649 0.796419 4026.0
The result of Model Number:Dataset Number:Featuregroup Number:Rescale of 34 : 1 : 6 :
0

	f1-score	precision	recall	support
AFIB	0.699868	0.703200	0.696598	875.0
GSVT	0.708513	0.695638	0.721948	691.0
SB	0.749661	0.746790	0.752556	1553.0
SR	0.727503	0.739955	0.715474	907.0
macro avg	0.721386	0.721396	0.721644	4026.0
micro avg	0.726787	0.726787	0.726787	4026.0
weighted avg	0.726785	0.726997	0.726787	4026.0

The result of Model Number:Dataset Number:Featuregroup Number:Rescale of 34 : 1 : 6 :
1

	f1-score	precision	recall	support
AFIB	0.696693	0.691867	0.701728	875.0
GSVT	0.707441	0.710312	0.704708	691.0
SB	0.767575	0.759594	0.775730	1553.0
SR	0.728820	0.745778	0.712682	907.0
macro avg	0.725132	0.726888	0.723712	4026.0
micro avg	0.733253	0.733253	0.733253	4026.0
weighted avg	0.733118	0.733303	0.733253	4026.0

The result of Model Number:Dataset Number:Featuregroup Number:Rescale of 34 : 1 : 7 :
0

	f1-score	precision	recall	support
AFIB	0.861195	0.861605	0.860909	875.0
GSVT	0.883498	0.875851	0.891311	691.0
SB	0.943579	0.936703	0.950566	1553.0
SR	0.903268	0.921225	0.886046	907.0
macro avg	0.897885	0.898846	0.897208	4026.0
micro avg	0.906374	0.906374	0.906374	4026.0
weighted avg	0.906281	0.906450	0.906374	4026.0

The result of Model Number:Dataset Number:Featuregroup Number:Rescale of 34 : 1 : 7 :
1

	f1-score	precision	recall	support
AFIB	0.683543	0.753803	0.625684	204.0
GSVT	0.813396	0.802404	0.824775	300.0
SB	0.866209	0.862745	0.869705	892.0
SR	0.842699	0.831308	0.854443	681.0
macro avg	0.801462	0.812565	0.793652	2077.0
micro avg	0.834244	0.834244	0.834244	2077.0
weighted avg	0.832931	0.833022	0.834244	2077.0

The result of Model Number:Dataset Number:Featuregroup Number:Rescale of 34 : 1 : 8 :
0

f1-score precision recall support
AFIB 0.871056 0.895569 0.848028 204.0
GSVT 0.893575 0.887303 0.900105 300.0
SB 0.918149 0.914475 0.921853 892.0
SR 0.905945 0.906511 0.905406 681.0
macro avg 0.897181 0.900965 0.893848 2077.0
micro avg 0.906068 0.906068 0.906068 2077.0
weighted avg 0.905972 0.906082 0.906068 2077.0
The result of Model Number:Dataset Number:Featuregroup Number:Rescale of 34 : 1 : 8 :
1

f1-score precision recall support
AFIB 0.720858 0.722864 0.718902 875.0
GSVT 0.737371 0.737166 0.737583 691.0
SB 0.785323 0.777942 0.792855 1553.0
SR 0.764514 0.775539 0.753807 907.0
macro avg 0.752017 0.753378 0.750787 4026.0
micro avg 0.758499 0.758499 0.758499 4026.0
weighted avg 0.758394 0.758432 0.758499 4026.0
The result of Model Number:Dataset Number:Featuregroup Number:Rescale of 34 : 1 : 9 :
0

f1-score precision recall support
AFIB 0.659434 0.727215 0.603615 204.0
GSVT 0.784707 0.774102 0.795684 300.0
SB 0.835657 0.832315 0.839029 892.0
SR 0.812976 0.801986 0.824306 681.0
macro avg 0.773193 0.783905 0.765659 2077.0
micro avg 0.804819 0.804819 0.804819 2077.0
weighted avg 0.803553 0.803640 0.804819 2077.0
The result of Model Number:Dataset Number:Featuregroup Number:Rescale of 34 : 1 : 9 :
1

f1-score precision recall support
AFIB 0.857484 0.865867 0.849463 875.0
GSVT 0.850934 0.844478 0.857770 691.0
SB 0.900385 0.891121 0.909923 1553.0
SR 0.871806 0.885826 0.858468 907.0
macro avg 0.870152 0.871823 0.868906 4026.0
micro avg 0.876240 0.876240 0.876240 4026.0
weighted avg 0.876135 0.876434 0.876240 4026.0
The result of Model Number:Dataset Number:Featuregroup Number:Rescale of 34 : 1 :
10 : 0

f1-score precision recall support
AFIB 0.796543 0.814555 0.779334 875.0
GSVT 0.844517 0.848111 0.841003 691.0
SB 0.916970 0.912648 0.921338 1553.0

SR 0.868816 0.855490 0.882601 907.0
macro avg 0.856711 0.857701 0.856069 4026.0
micro avg 0.867960 0.867960 0.867960 4026.0
weighted avg 0.867513 0.867375 0.867960 4026.0
The result of Model Number:Dataset Number:Featuregroup Number:Rescale of 34 : 1 :

10 : 1

f1-score precision recall support

AFIB 0.726179 0.732675 0.719887 875.0
GSVT 0.740048 0.725976 0.754818 691.0
SB 0.785499 0.778694 0.792427 1553.0
SR 0.753237 0.770556 0.736713 907.0
macro avg 0.751241 0.751975 0.750961 4026.0
micro avg 0.757655 0.757655 0.757655 4026.0
weighted avg 0.757537 0.757811 0.757655 4026.0

The result of Model Number:Dataset Number:Featuregroup Number:Rescale of 35 : 0 : 0 : 0

f1-score precision recall support

AFIB 0.708946 0.697596 0.797708 204.0
GSVT 0.829989 0.820358 0.840151 300.0
SB 0.857780 0.854541 0.861049 892.0
SR 0.673030 0.676510 0.669700 681.0
macro avg 0.767436 0.762251 0.792152 2077.0
micro avg 0.789071 0.789071 0.789071 2077.0
weighted avg 0.778572 0.775816 0.789071 2077.0

The result of Model Number:Dataset Number:Featuregroup Number:Rescale of 35 : 0 : 0 : 1

f1-score precision recall support

AFIB 0.836070 0.855170 0.818016 204.0
GSVT 0.874051 0.868610 0.879583 300.0
SB 0.892928 0.890159 0.895728 892.0
SR 0.882702 0.883111 0.882318 681.0
macro avg 0.871438 0.874262 0.868911 2077.0
micro avg 0.881366 0.881366 0.881366 2077.0
weighted avg 0.881264 0.881299 0.881366 2077.0

The result of Model Number:Dataset Number:Featuregroup Number:Rescale of 35 : 0 : 1 : 0

f1-score precision recall support

AFIB 0.736554 0.728330 0.744973 875.0
GSVT 0.751208 0.758089 0.744463 691.0
SB 0.801198 0.798589 0.803827 1553.0
SR 0.780428 0.788246 0.772766 907.0
macro avg 0.767347 0.768313 0.766507 4026.0
micro avg 0.773850 0.773850 0.773850 4026.0
weighted avg 0.773889 0.774038 0.773850 4026.0

The result of Model Number:Dataset Number:Featuregroup Number:Rescale of 35 : 0 : 1 :
1

	f1-score	precision	recall	support
AFIB	0.801405	0.801786	0.801139	875.0
GSVT	0.822159	0.815043	0.829430	691.0
SB	0.878069	0.871671	0.884571	1553.0
SR	0.840557	0.857267	0.824530	907.0
macro avg	0.835548	0.836442	0.834917	4026.0
micro avg	0.843447	0.843447	0.843447	4026.0
weighted avg	0.843360	0.843518	0.843447	4026.0

The result of Model Number:Dataset Number:Featuregroup Number:Rescale of 35 : 0 : 2 :
0

	f1-score	precision	recall	support
AFIB	0.667882	0.642349	0.709894	875.0
GSVT	0.692039	0.668155	0.724435	691.0
SB	0.771060	0.757450	0.786015	1553.0
SR	0.653070	0.785279	0.563838	907.0
macro avg	0.696013	0.713308	0.696046	4026.0
micro avg	0.708849	0.708849	0.708849	4026.0
weighted avg	0.708492	0.723378	0.708849	4026.0

The result of Model Number:Dataset Number:Featuregroup Number:Rescale of 35 : 0 : 2 :
1

	f1-score	precision	recall	support
AFIB	0.762457	0.759988	0.764965	875.0
GSVT	0.771298	0.773695	0.768993	691.0
SB	0.813845	0.812073	0.815627	1553.0
SR	0.798837	0.802605	0.795133	907.0
macro avg	0.786609	0.787090	0.786179	4026.0
micro avg	0.791995	0.791995	0.791995	4026.0
weighted avg	0.791993	0.792033	0.791995	4026.0

The result of Model Number:Dataset Number:Featuregroup Number:Rescale of 35 : 0 : 3 :
0

	f1-score	precision	recall	support
AFIB	0.728642	0.719340	0.738231	875.0
GSVT	0.741432	0.745684	0.737248	691.0
SB	0.793657	0.790324	0.797026	1553.0
SR	0.770288	0.782756	0.758225	907.0
macro avg	0.758505	0.759526	0.757682	4026.0
micro avg	0.765246	0.765246	0.765246	4026.0
weighted avg	0.765298	0.765529	0.765246	4026.0

The result of Model Number:Dataset Number:Featuregroup Number:Rescale of 35 : 0 : 3 :
1

	f1-score	precision	recall	support
AFIB	0.807278	0.800856	0.813880	875.0

GSVT 0.775269 0.760529 0.790657 691.0
SB 0.813673 0.751091 0.887646 1553.0
SR 0.623047 0.796658 0.511681 907.0
macro avg 0.754817 0.777283 0.750966 4026.0
micro avg 0.770268 0.770268 0.770268 4026.0
weighted avg 0.762747 0.773792 0.770268 4026.0
The result of Model Number:Dataset Number:Featuregroup Number:Rescale of 35 : 0 : 4 :
0

f1-score precision recall support
AFIB 0.834236 0.878160 0.794720 204.0
GSVT 0.876127 0.868453 0.883977 300.0
SB 0.898861 0.893312 0.904496 892.0
SR 0.886598 0.884799 0.888424 681.0
macro avg 0.873955 0.881181 0.867904 2077.0
micro avg 0.885480 0.885480 0.885480 2077.0
weighted avg 0.885209 0.885442 0.885480 2077.0
The result of Model Number:Dataset Number:Featuregroup Number:Rescale of 35 : 0 : 4 :
1

f1-score precision recall support
AFIB 0.785531 0.778167 0.793136 875.0
GSVT 0.744759 0.726858 0.799507 691.0
SB 0.861175 0.858012 0.864384 1553.0
SR 0.669806 0.674503 0.665183 907.0
macro avg 0.765318 0.759385 0.780553 4026.0
micro avg 0.792887 0.792887 0.792887 4026.0
weighted avg 0.781641 0.776806 0.792887 4026.0
The result of Model Number:Dataset Number:Featuregroup Number:Rescale of 35 : 0 : 5 :
0

f1-score precision recall support
AFIB 0.688820 0.723236 0.657877 204.0
GSVT 0.709587 0.696436 0.723490 300.0
SB 0.725825 0.718509 0.733307 892.0
SR 0.705695 0.711999 0.699567 681.0
macro avg 0.707482 0.712545 0.703560 2077.0
micro avg 0.713418 0.713418 0.713418 2077.0
weighted avg 0.713245 0.713651 0.713418 2077.0
The result of Model Number:Dataset Number:Featuregroup Number:Rescale of 35 : 0 : 5 :
1

f1-score precision recall support
AFIB 0.720425 0.718210 0.722700 875.0
GSVT 0.702060 0.705503 0.698763 691.0
SB 0.738063 0.707434 0.771470 1553.0
SR 0.635164 0.693000 0.586288 907.0
macro avg 0.698928 0.706037 0.694805 4026.0

micro avg 0.706673 0.706673 0.706673 4026.0
weighted avg 0.704869 0.706193 0.706673 4026.0
The result of Model Number:Dataset Number:Featuregroup Number:Rescale of 35 : 0 : 6 :
0

	f1-score	precision	recall	support
AFIB	0.811746	0.825242	0.798871	204.0
GSVT	0.827312	0.821434	0.833336	300.0
SB	0.846501	0.841743	0.851331	892.0
SR	0.835716	0.840829	0.830692	681.0
macro avg	0.830319	0.832312	0.828557	2077.0
micro avg	0.836812	0.836812	0.836812	2077.0
weighted avg	0.836780	0.836889	0.836812	2077.0

The result of Model Number:Dataset Number:Featuregroup Number:Rescale of 35 : 0 : 6 :
1

	f1-score	precision	recall	support
AFIB	0.906920	0.947227	0.870029	204.0
GSVT	0.944713	0.937297	0.952269	300.0
SB	0.959144	0.951745	0.966668	892.0
SR	0.948533	0.950099	0.947005	681.0
macro avg	0.939828	0.946592	0.933993	2077.0
micro avg	0.948649	0.948649	0.948649	2077.0
weighted avg	0.948451	0.948675	0.948649	2077.0

The result of Model Number:Dataset Number:Featuregroup Number:Rescale of 35 : 0 : 7 :
0

	f1-score	precision	recall	support
AFIB	0.725906	0.805608	0.660730	204.0
GSVT	0.847594	0.836998	0.858629	300.0
SB	0.901798	0.897197	0.906448	892.0
SR	0.880673	0.868360	0.893343	681.0
macro avg	0.838993	0.852041	0.829788	2077.0
micro avg	0.871110	0.871110	0.871110	2077.0
weighted avg	0.869767	0.870051	0.871110	2077.0

The result of Model Number:Dataset Number:Featuregroup Number:Rescale of 35 : 0 : 7 :
1

	f1-score	precision	recall	support
AFIB	0.687132	0.766366	0.622837	204.0
GSVT	0.810199	0.796097	0.824982	300.0
SB	0.865042	0.861208	0.868920	892.0
SR	0.844968	0.833414	0.856871	681.0
macro avg	0.801835	0.814271	0.793403	2077.0
micro avg	0.834453	0.834453	0.834453	2077.0
weighted avg	0.833065	0.833375	0.834453	2077.0

The result of Model Number:Dataset Number:Featuregroup Number:Rescale of 35 : 0 : 8 :
0

f1-score precision recall support
AFIB 0.775294 0.763407 0.787687 875.0
GSVT 0.802028 0.809889 0.794476 691.0
SB 0.853572 0.851578 0.855602 1553.0
SR 0.832249 0.842801 0.821976 907.0
macro avg 0.815786 0.816919 0.814935 4026.0
micro avg 0.822775 0.822775 0.822775 4026.0
weighted avg 0.822909 0.823283 0.822775 4026.0
The result of Model Number:Dataset Number:Featuregroup Number:Rescale of 35 : 0 : 8 :
1

f1-score precision recall support
AFIB 0.653700 0.656940 0.650562 875.0
GSVT 0.660209 0.661160 0.659360 691.0
SB 0.694959 0.691734 0.698221 1553.0
SR 0.682166 0.683874 0.680503 907.0
macro avg 0.672758 0.673427 0.672162 4026.0
micro avg 0.677202 0.677202 0.677202 4026.0
weighted avg 0.677145 0.677154 0.677202 4026.0
The result of Model Number:Dataset Number:Featuregroup Number:Rescale of 35 : 0 : 9 :
0

f1-score precision recall support
AFIB 0.719757 0.746533 0.695158 204.0
GSVT 0.667908 0.698901 0.639608 300.0
SB 0.699660 0.657459 0.747661 892.0
SR 0.614436 0.657127 0.577026 681.0
macro avg 0.675440 0.690005 0.664863 2077.0
micro avg 0.670950 0.670950 0.670950 2077.0
weighted avg 0.669104 0.672085 0.670950 2077.0
The result of Model Number:Dataset Number:Featuregroup Number:Rescale of 35 : 0 : 9 :
1

f1-score precision recall support
AFIB 0.880825 0.913592 0.850721 204.0
GSVT 0.817372 0.855302 0.782739 300.0
SB 0.856230 0.804586 0.914973 892.0
SR 0.751935 0.804179 0.706153 681.0
macro avg 0.826590 0.844415 0.813647 2077.0
micro avg 0.821096 0.821096 0.821096 2077.0
weighted avg 0.818837 0.822484 0.821096 2077.0
The result of Model Number:Dataset Number:Featuregroup Number:Rescale of 35 : 0 :
10 : 0

f1-score precision recall support
AFIB 0.777735 0.754489 0.829268 875.0
GSVT 0.666015 0.651430 0.681514 691.0
SB 0.883389 0.876192 0.890941 1553.0

SR 0.828746 0.863541 0.798202 907.0
macro avg 0.788971 0.786413 0.799981 4026.0
micro avg 0.820699 0.820699 0.820699 4026.0
weighted avg 0.810807 0.808314 0.820699 4026.0
The result of Model Number:Dataset Number:Featuregroup Number:Rescale of 35 : 0 :
10 : 1

f1-score precision recall support
AFIB 0.613021 0.676032 0.561131 204.0
GSVT 0.729477 0.719619 0.739681 300.0
SB 0.776841 0.773734 0.779976 892.0
SR 0.755756 0.745540 0.766289 681.0
macro avg 0.718774 0.728731 0.711769 2077.0
micro avg 0.748174 0.748174 0.748174 2077.0
weighted avg 0.746996 0.747078 0.748174 2077.0

The result of Model Number:Dataset Number:Featuregroup Number:Rescale of 35 : 1 : 0 :
0

f1-score precision recall support
AFIB 0.812711 0.846909 0.781242 204.0
GSVT 0.839979 0.827122 0.853369 300.0
SB 0.860239 0.854069 0.866508 892.0
SR 0.837912 0.842173 0.833726 681.0
macro avg 0.837710 0.842568 0.833711 2077.0
micro avg 0.845487 0.845487 0.845487 2077.0
weighted avg 0.845324 0.845573 0.845487 2077.0

The result of Model Number:Dataset Number:Featuregroup Number:Rescale of 35 : 1 : 0 :
1

f1-score precision recall support
AFIB 0.879647 0.879882 0.879566 875.0
GSVT 0.894965 0.891661 0.898406 691.0
SB 0.957438 0.955114 0.959778 1553.0
SR 0.934604 0.941312 0.928017 907.0
macro avg 0.916664 0.916992 0.916442 4026.0
micro avg 0.924656 0.924656 0.924656 4026.0
weighted avg 0.924664 0.924763 0.924656 4026.0

The result of Model Number:Dataset Number:Featuregroup Number:Rescale of 35 : 1 : 1 :
0

f1-score precision recall support
AFIB 0.862636 0.876978 0.848954 204.0
GSVT 0.879177 0.872931 0.885579 300.0
SB 0.899570 0.894514 0.904703 892.0
SR 0.888109 0.893543 0.882770 681.0
macro avg 0.882373 0.884491 0.880501 2077.0
micro avg 0.889274 0.889274 0.889274 2077.0
weighted avg 0.889239 0.889356 0.889274 2077.0

The result of Model Number:Dataset Number:Featuregroup Number:Rescale of 35 : 1 : 1 : 1

	f1-score	precision	recall	support
AFIB	0.762951	0.741790	0.787757	875.0
GSVT	0.772911	0.805467	0.747640	691.0
SB	0.849070	0.848641	0.849510	1553.0
SR	0.827769	0.832949	0.822659	907.0
macro avg	0.803175	0.807212	0.801892	4026.0
micro avg	0.812555	0.812555	0.812555	4026.0
weighted avg	0.812483	0.814473	0.812555	4026.0

The result of Model Number:Dataset Number:Featuregroup Number:Rescale of 35 : 1 : 2 : 0

	f1-score	precision	recall	support
AFIB	0.678947	0.668799	0.689432	875.0
GSVT	0.691964	0.697882	0.686157	691.0
SB	0.739348	0.736802	0.741916	1553.0
SR	0.717707	0.728412	0.707337	907.0
macro avg	0.706992	0.707974	0.706211	4026.0
micro avg	0.713149	0.713149	0.713149	4026.0
weighted avg	0.713212	0.713452	0.713149	4026.0

The result of Model Number:Dataset Number:Featuregroup Number:Rescale of 35 : 1 : 2 : 1

	f1-score	precision	recall	support
AFIB	0.793531	0.795607	0.791622	204.0
GSVT	0.811435	0.808294	0.814669	300.0
SB	0.829633	0.828526	0.830748	892.0
SR	0.822989	0.825301	0.820693	681.0
macro avg	0.814397	0.814432	0.814433	2077.0
micro avg	0.821286	0.821286	0.821286	2077.0
weighted avg	0.821280	0.821313	0.821286	2077.0

The result of Model Number:Dataset Number:Featuregroup Number:Rescale of 35 : 1 : 3 : 0

	f1-score	precision	recall	support
AFIB	0.763787	0.779379	0.749144	204.0
GSVT	0.791521	0.784644	0.798664	300.0
SB	0.806739	0.805299	0.808186	892.0
SR	0.799230	0.799707	0.798759	681.0
macro avg	0.790319	0.792257	0.788689	2077.0
micro avg	0.797921	0.797921	0.797921	2077.0
weighted avg	0.797860	0.797936	0.797921	2077.0

The result of Model Number:Dataset Number:Featuregroup Number:Rescale of 35 : 1 : 3 : 1

	f1-score	precision	recall	support
AFIB	0.653083	0.645237	0.661147	875.0

GSVT 0.665644 0.671034 0.660345 691.0
SB 0.709525 0.706809 0.712265 1553.0
SR 0.692889 0.701749 0.684259 907.0
macro avg 0.680285 0.681207 0.679504 4026.0
micro avg 0.685934 0.685934 0.685934 4026.0
weighted avg 0.685979 0.686147 0.685934 4026.0
The result of Model Number:Dataset Number:Featuregroup Number:Rescale of 35 : 1 : 4 :
0

f1-score precision recall support

AFIB 0.687701 0.671527 0.723999 875.0
GSVT 0.660819 0.654726 0.675877 691.0
SB 0.716703 0.666238 0.776264 1553.0
SR 0.446873 0.560451 0.372147 907.0
macro avg 0.628024 0.638236 0.637072 4026.0
micro avg 0.656633 0.656633 0.656633 4026.0
weighted avg 0.640019 0.641580 0.656633 4026.0
The result of Model Number:Dataset Number:Featuregroup Number:Rescale of 35 : 1 : 4 :
1

f1-score precision recall support

AFIB 0.855162 0.845184 0.867607 875.0
GSVT 0.879910 0.869244 0.891549 691.0
SB 0.893172 0.858696 0.943743 1553.0
SR 0.709225 0.746636 0.675427 907.0
macro avg 0.834367 0.829940 0.844582 4026.0
micro avg 0.857790 0.857790 0.857790 4026.0
weighted avg 0.841194 0.832324 0.857790 4026.0
The result of Model Number:Dataset Number:Featuregroup Number:Rescale of 35 : 1 : 5 :
0

f1-score precision recall support

AFIB 0.886039 0.895680 0.876861 204.0
GSVT 0.916023 0.912203 0.920024 300.0
SB 0.934794 0.933958 0.935632 892.0
SR 0.925960 0.925968 0.925960 681.0
macro avg 0.915704 0.916952 0.914619 2077.0
micro avg 0.924434 0.924434 0.924434 2077.0
weighted avg 0.924398 0.924436 0.924434 2077.0
The result of Model Number:Dataset Number:Featuregroup Number:Rescale of 35 : 1 : 5 :
1

f1-score precision recall support

AFIB 0.667370 0.719386 0.622679 204.0
GSVT 0.687722 0.699363 0.676491 300.0
SB 0.728856 0.722148 0.735712 892.0
SR 0.699846 0.689698 0.710330 681.0
macro avg 0.695948 0.707649 0.686303 2077.0

micro avg 0.707734 0.707734 0.707734 2077.0
weighted avg 0.707364 0.707946 0.707734 2077.0
The result of Model Number:Dataset Number:Featuregroup Number:Rescale of 35 : 1 : 6 :
0

	f1-score	precision	recall	support
AFIB	0.667362	0.659491	0.675457	875.0
GSVT	0.678667	0.682961	0.674451	691.0
SB	0.723590	0.722617	0.724568	1553.0
SR	0.705814	0.712500	0.699275	907.0
macro avg	0.693858	0.694392	0.693438	4026.0
micro avg	0.699595	0.699595	0.699595	4026.0
weighted avg	0.699655	0.699812	0.699595	4026.0

The result of Model Number:Dataset Number:Featuregroup Number:Rescale of 35 : 1 : 6 :
1

	f1-score	precision	recall	support
AFIB	0.878260	0.910684	0.848147	204.0
GSVT	0.897032	0.887825	0.906570	300.0
SB	0.921601	0.917303	0.925940	892.0
SR	0.907231	0.907799	0.906693	681.0
macro avg	0.901031	0.905903	0.896837	2077.0
micro avg	0.909191	0.909191	0.909191	2077.0
weighted avg	0.909083	0.909279	0.909191	2077.0

The result of Model Number:Dataset Number:Featuregroup Number:Rescale of 35 : 1 : 7 :
0

	f1-score	precision	recall	support
AFIB	0.809073	0.823916	0.794818	204.0
GSVT	0.819744	0.811471	0.828204	300.0
SB	0.839936	0.835564	0.844360	892.0
SR	0.828501	0.833693	0.823392	681.0
macro avg	0.824314	0.826161	0.822693	2077.0
micro avg	0.830285	0.830285	0.830285	2077.0
weighted avg	0.830239	0.830326	0.830285	2077.0

The result of Model Number:Dataset Number:Featuregroup Number:Rescale of 35 : 1 : 7 :
1

	f1-score	precision	recall	support
AFIB	0.764792	0.765652	0.764073	204.0
GSVT	0.782351	0.780604	0.784165	300.0
SB	0.798934	0.797867	0.800007	892.0
SR	0.792950	0.794947	0.790973	681.0
macro avg	0.784757	0.784768	0.784805	2077.0
micro avg	0.791227	0.791227	0.791227	2077.0
weighted avg	0.791223	0.791252	0.791227	2077.0

The result of Model Number:Dataset Number:Featuregroup Number:Rescale of 35 : 1 : 8 :
0

f1-score precision recall support
AFIB 0.824026 0.817681 0.830533 875.0
GSVT 0.834725 0.838600 0.831067 691.0
SB 0.894524 0.889765 0.899353 1553.0
SR 0.868168 0.880374 0.856391 907.0
macro avg 0.855361 0.856605 0.854336 4026.0
micro avg 0.862997 0.862997 0.862997 4026.0
weighted avg 0.863001 0.863201 0.862997 4026.0
The result of Model Number:Dataset Number:Featuregroup Number:Rescale of 35 : 1 : 8 :
1

f1-score precision recall support
AFIB 0.659647 0.657819 0.661535 875.0
GSVT 0.664867 0.668038 0.661792 691.0
SB 0.695999 0.693775 0.698240 1553.0
SR 0.684872 0.688180 0.681627 907.0
macro avg 0.676346 0.676953 0.675799 4026.0
micro avg 0.680264 0.680264 0.680264 4026.0
weighted avg 0.680248 0.680283 0.680264 4026.0
The result of Model Number:Dataset Number:Featuregroup Number:Rescale of 35 : 1 : 9 :
0

f1-score precision recall support
AFIB 0.872385 0.879086 0.865983 204.0
GSVT 0.903106 0.902241 0.904003 300.0
SB 0.921583 0.919436 0.923749 892.0
SR 0.913101 0.914332 0.911894 681.0
macro avg 0.902544 0.903774 0.901407 2077.0
micro avg 0.911336 0.911336 0.911336 2077.0
weighted avg 0.911301 0.911316 0.911336 2077.0
The result of Model Number:Dataset Number:Featuregroup Number:Rescale of 35 : 1 : 9 :
1

f1-score precision recall support
AFIB 0.891545 0.881694 0.901636 875.0
GSVT 0.907608 0.913196 0.902103 691.0
SB 0.965975 0.964367 0.967592 1553.0
SR 0.942454 0.951266 0.933827 907.0
macro avg 0.926895 0.927631 0.926290 4026.0
micro avg 0.934410 0.934410 0.934410 4026.0
weighted avg 0.934482 0.934665 0.934410 4026.0
The result of Model Number:Dataset Number:Featuregroup Number:Rescale of 35 : 1 :
10 : 0

f1-score precision recall support
AFIB 0.721560 0.727579 0.715889 204.0
GSVT 0.740622 0.737211 0.744080 300.0
SB 0.751791 0.749120 0.754485 892.0

SR 0.744847 0.748183 0.741579 681.0
macro avg 0.739705 0.740523 0.739008 2077.0
micro avg 0.744960 0.744960 0.744960 2077.0
weighted avg 0.744932 0.744977 0.744960 2077.0
The result of Model Number:Dataset Number:Featuregroup Number:Rescale of 35 : 1 :
10 : 1

f1-score precision recall support
AFIB 0.632150 0.689402 0.584731 204.0
GSVT 0.733725 0.725341 0.742531 300.0
SB 0.778072 0.776080 0.780078 892.0
SR 0.759022 0.748743 0.769608 681.0
macro avg 0.725742 0.734892 0.719237 2077.0
micro avg 0.752035 0.752035 0.752035 2077.0
weighted avg 0.751088 0.751275 0.752035 2077.0

The result of Model Number:Dataset Number:Featuregroup Number:Rescale of 36 : 0 : 0 :
0

f1-score precision recall support
AFIB 0.889477 0.920356 0.860723 204.0
GSVT 0.906532 0.896608 0.916790 300.0
SB 0.930665 0.923982 0.937447 892.0
SR 0.914044 0.918538 0.909609 681.0
macro avg 0.910179 0.914871 0.906142 2077.0
micro avg 0.917800 0.917800 0.917800 2077.0
weighted avg 0.917684 0.917887 0.917800 2077.0

The result of Model Number:Dataset Number:Featuregroup Number:Rescale of 36 : 0 : 0 :
1

f1-score precision recall support
AFIB 0.874279 0.880522 0.868282 204.0
GSVT 0.904850 0.904267 0.905452 300.0
SB 0.922955 0.920907 0.925021 892.0
SR 0.914705 0.915811 0.913629 681.0
macro avg 0.904197 0.905377 0.903096 2077.0
micro avg 0.912886 0.912886 0.912886 2077.0
weighted avg 0.912854 0.912866 0.912886 2077.0

The result of Model Number:Dataset Number:Featuregroup Number:Rescale of 36 : 0 : 1 :
0

f1-score precision recall support
AFIB 0.685898 0.676398 0.695697 875.0
GSVT 0.701111 0.706785 0.695531 691.0
SB 0.744221 0.742083 0.746377 1553.0
SR 0.726117 0.735567 0.716913 907.0
macro avg 0.714337 0.715208 0.713629 4026.0
micro avg 0.719997 0.719997 0.719997 4026.0
weighted avg 0.720067 0.720281 0.719997 4026.0

The result of Model Number:Dataset Number:Featuregroup Number:Rescale of 36 : 0 : 1 :
1

	f1-score	precision	recall	support
AFIB	0.658275	0.657488	0.659176	875.0
GSVT	0.671107	0.673416	0.668884	691.0
SB	0.710802	0.706424	0.715241	1553.0
SR	0.696338	0.703139	0.689744	907.0
macro avg	0.684131	0.685116	0.683261	4026.0
micro avg	0.689355	0.689355	0.689355	4026.0
weighted avg	0.689314	0.689383	0.689355	4026.0

The result of Model Number:Dataset Number:Featuregroup Number:Rescale of 36 : 0 : 2 :
0

	f1-score	precision	recall	support
AFIB	0.773862	0.757325	0.791182	875.0
GSVT	0.801383	0.813638	0.789564	691.0
SB	0.854273	0.854386	0.854163	1553.0
SR	0.832265	0.840883	0.823824	907.0
macro avg	0.815446	0.816558	0.814683	4026.0
micro avg	0.822553	0.822553	0.822553	4026.0
weighted avg	0.822761	0.823255	0.822553	4026.0

The result of Model Number:Dataset Number:Featuregroup Number:Rescale of 36 : 0 : 2 :
1

	f1-score	precision	recall	support
AFIB	0.865326	0.873112	0.857949	875.0
GSVT	0.882953	0.865050	0.901821	691.0
SB	0.936377	0.925960	0.947144	1553.0
SR	0.899220	0.925950	0.874202	907.0
macro avg	0.895969	0.897518	0.895279	4026.0
micro avg	0.903547	0.903547	0.903547	4026.0
weighted avg	0.903395	0.904018	0.903547	4026.0

The result of Model Number:Dataset Number:Featuregroup Number:Rescale of 36 : 0 : 3 :
0

	f1-score	precision	recall	support
AFIB	0.857867	0.876978	0.839818	204.0
GSVT	0.868451	0.855731	0.881916	300.0
SB	0.888076	0.879250	0.897119	892.0
SR	0.871694	0.884214	0.859550	681.0
macro avg	0.871522	0.874043	0.869601	2077.0
micro avg	0.876977	0.876977	0.876977	2077.0
weighted avg	0.876903	0.877257	0.876977	2077.0

The result of Model Number:Dataset Number:Featuregroup Number:Rescale of 36 : 0 : 3 :
1

	f1-score	precision	recall	support
AFIB	0.874814	0.881061	0.868813	204.0

GSVT 0.905404 0.904820 0.906006 300.0
SB 0.923519 0.921470 0.925587 892.0
SR 0.915264 0.916371 0.914187 681.0
macro avg 0.904750 0.905931 0.903648 2077.0
micro avg 0.913445 0.913445 0.913445 2077.0
weighted avg 0.913412 0.913424 0.913445 2077.0
The result of Model Number:Dataset Number:Featuregroup Number:Rescale of 36 : 0 : 4 :
0

f1-score precision recall support
AFIB 0.694505 0.705510 0.683930 204.0
GSVT 0.712356 0.706294 0.718527 300.0
SB 0.724655 0.723040 0.726280 892.0
SR 0.717789 0.719385 0.716214 681.0
macro avg 0.712326 0.713557 0.711238 2077.0
micro avg 0.717700 0.717700 0.717700 2077.0
weighted avg 0.717666 0.717701 0.717700 2077.0
The result of Model Number:Dataset Number:Featuregroup Number:Rescale of 36 : 0 : 4 :
1

f1-score precision recall support
AFIB 0.908460 0.926601 0.891154 204.0
GSVT 0.918662 0.907183 0.930574 300.0
SB 0.936201 0.927249 0.945329 892.0
SR 0.919199 0.931257 0.907474 681.0
macro avg 0.920630 0.923073 0.918632 2077.0
micro avg 0.925465 0.925465 0.925465 2077.0
weighted avg 0.925368 0.925602 0.925465 2077.0
The result of Model Number:Dataset Number:Featuregroup Number:Rescale of 36 : 0 : 5 :
0

f1-score precision recall support
AFIB 0.644317 0.646393 0.642315 875.0
GSVT 0.653376 0.643002 0.664148 691.0
SB 0.688437 0.682689 0.694288 1553.0
SR 0.653832 0.670437 0.638053 907.0
macro avg 0.659990 0.660630 0.659701 4026.0
micro avg 0.665150 0.665150 0.665150 4026.0
weighted avg 0.665034 0.665229 0.665150 4026.0
The result of Model Number:Dataset Number:Featuregroup Number:Rescale of 36 : 0 : 5 :
1

f1-score precision recall support
AFIB 0.697547 0.703985 0.691264 875.0
GSVT 0.713835 0.711908 0.715798 691.0
SB 0.760245 0.753099 0.767535 1553.0
SR 0.739240 0.746657 0.731983 907.0
macro avg 0.727717 0.728912 0.726645 4026.0

micro avg 0.734069 0.734069 0.734069 4026.0
weighted avg 0.733921 0.733903 0.734069 4026.0
The result of Model Number:Dataset Number:Featuregroup Number:Rescale of 36 : 0 : 6 :
0

	f1-score	precision	recall	support
AFIB	0.796841	0.812417	0.781991	204.0
GSVT	0.818737	0.812838	0.824750	300.0
SB	0.833390	0.830147	0.836660	892.0
SR	0.824280	0.826613	0.821979	681.0
macro avg	0.818312	0.820504	0.816345	2077.0
micro avg	0.824756	0.824756	0.824756	2077.0
weighted avg	0.824697	0.824747	0.824756	2077.0

The result of Model Number:Dataset Number:Featuregroup Number:Rescale of 36 : 0 : 6 :
1

	f1-score	precision	recall	support
AFIB	0.756304	0.779682	0.734946	204.0
GSVT	0.706000	0.721348	0.691812	300.0
SB	0.744651	0.711602	0.780957	892.0
SR	0.670477	0.704930	0.639329	681.0
macro avg	0.719358	0.729391	0.711761	2077.0
micro avg	0.717125	0.717125	0.717125	2077.0
weighted avg	0.715893	0.717509	0.717125	2077.0

The result of Model Number:Dataset Number:Featuregroup Number:Rescale of 36 : 0 : 7 :
0

	f1-score	precision	recall	support
AFIB	0.791877	0.811144	0.773699	204.0
GSVT	0.801831	0.790793	0.813289	300.0
SB	0.818022	0.809853	0.826363	892.0
SR	0.803740	0.814287	0.793485	681.0
macro avg	0.803868	0.806519	0.801709	2077.0
micro avg	0.808522	0.808522	0.808522	2077.0
weighted avg	0.808433	0.808681	0.808522	2077.0

The result of Model Number:Dataset Number:Featuregroup Number:Rescale of 36 : 0 : 7 :
1

	f1-score	precision	recall	support
AFIB	0.679832	0.692879	0.667306	875.0
GSVT	0.724680	0.725785	0.723623	691.0
SB	0.789083	0.785616	0.792587	1553.0
SR	0.745659	0.737553	0.754022	907.0
macro avg	0.734814	0.735458	0.734385	4026.0
micro avg	0.744834	0.744834	0.744834	4026.0
weighted avg	0.744502	0.744364	0.744834	4026.0

The result of Model Number:Dataset Number:Featuregroup Number:Rescale of 36 : 0 : 8 :
0

f1-score precision recall support
AFIB 0.791375 0.810173 0.773501 204.0
GSVT 0.817369 0.809705 0.825265 300.0
SB 0.834923 0.833989 0.835859 892.0
SR 0.826864 0.826033 0.827710 681.0
macro avg 0.817633 0.819975 0.815584 2077.0
micro avg 0.825533 0.825533 0.825533 2077.0
weighted avg 0.825468 0.825534 0.825533 2077.0
The result of Model Number:Dataset Number:Featuregroup Number:Rescale of 36 : 0 : 8 :
1

f1-score precision recall support
AFIB 0.717490 0.716689 0.718315 875.0
GSVT 0.730614 0.721476 0.740008 691.0
SB 0.767506 0.761336 0.773783 1553.0
SR 0.733264 0.752503 0.714996 907.0
macro avg 0.737219 0.738001 0.736776 4026.0
micro avg 0.742687 0.742687 0.742687 4026.0
weighted avg 0.742590 0.742801 0.742687 4026.0
The result of Model Number:Dataset Number:Featuregroup Number:Rescale of 36 : 0 : 9 :
0

f1-score precision recall support
AFIB 0.856950 0.903566 0.815127 204.0
GSVT 0.899639 0.886033 0.913706 300.0
SB 0.921018 0.915027 0.927102 892.0
SR 0.909655 0.910475 0.908858 681.0
macro avg 0.896816 0.903775 0.891198 2077.0
micro avg 0.908187 0.908187 0.908187 2077.0
weighted avg 0.907912 0.908221 0.908187 2077.0
The result of Model Number:Dataset Number:Featuregroup Number:Rescale of 36 : 0 : 9 :
1

f1-score precision recall support
AFIB 0.647899 0.674950 0.623051 875.0
GSVT 0.699957 0.696414 0.703622 691.0
SB 0.767525 0.763205 0.771914 1553.0
SR 0.718671 0.702713 0.735383 907.0
macro avg 0.708513 0.709320 0.708493 4026.0
micro avg 0.719609 0.719609 0.719609 4026.0
weighted avg 0.718923 0.718932 0.719609 4026.0
The result of Model Number:Dataset Number:Featuregroup Number:Rescale of 36 : 0 :
10 : 0

f1-score precision recall support
AFIB 0.664713 0.668204 0.661297 875.0
GSVT 0.675930 0.677185 0.674765 691.0
SB 0.715902 0.710819 0.721064 1553.0

SR 0.702176 0.706503 0.697919 907.0
macro avg 0.689680 0.690678 0.688761 4026.0
micro avg 0.694914 0.694914 0.694914 4026.0
weighted avg 0.694824 0.694812 0.694914 4026.0
The result of Model Number:Dataset Number:Featuregroup Number:Rescale of 36 : 0 :
10 : 1

f1-score precision recall support
AFIB 0.787638 0.830484 0.749198 204.0
GSVT 0.826875 0.814369 0.839804 300.0
SB 0.846524 0.841018 0.852117 892.0
SR 0.836080 0.836834 0.835348 681.0
macro avg 0.824279 0.830676 0.819117 2077.0
micro avg 0.834732 0.834732 0.834732 2077.0
weighted avg 0.834478 0.834762 0.834732 2077.0

The result of Model Number:Dataset Number:Featuregroup Number:Rescale of 36 : 1 : 0 :
0

f1-score precision recall support
AFIB 0.773965 0.768006 0.780077 875.0
GSVT 0.784014 0.787654 0.780578 691.0
SB 0.840180 0.835710 0.844715 1553.0
SR 0.815425 0.826890 0.804364 907.0
macro avg 0.803396 0.804565 0.802434 4026.0
micro avg 0.810568 0.810568 0.810568 4026.0
weighted avg 0.810572 0.810760 0.810568 4026.0

The result of Model Number:Dataset Number:Featuregroup Number:Rescale of 36 : 1 : 0 :
1

f1-score precision recall support
AFIB 0.860664 0.853770 0.867771 875.0
GSVT 0.884433 0.885942 0.883032 691.0
SB 0.937639 0.935126 0.940173 1553.0
SR 0.912020 0.922637 0.901664 907.0
macro avg 0.898689 0.899369 0.898160 4026.0
micro avg 0.905955 0.905955 0.905955 4026.0
weighted avg 0.906006 0.906189 0.905955 4026.0

The result of Model Number:Dataset Number:Featuregroup Number:Rescale of 36 : 1 : 1 :
0

f1-score precision recall support
AFIB 0.852347 0.853689 0.851120 204.0
GSVT 0.872961 0.871598 0.874400 300.0
SB 0.890969 0.889882 0.892065 892.0
SR 0.884730 0.886427 0.883042 681.0
macro avg 0.875252 0.875399 0.875157 2077.0
micro avg 0.882534 0.882534 0.882534 2077.0
weighted avg 0.882529 0.882554 0.882534 2077.0

The result of Model Number:Dataset Number:Featuregroup Number:Rescale of 36 : 1 : 1 :
1

	f1-score	precision	recall	support
AFIB	0.925576	0.942556	0.909268	204.0
GSVT	0.937783	0.928319	0.947461	300.0
SB	0.960883	0.955882	0.965944	892.0
SR	0.947802	0.953741	0.941957	681.0
macro avg	0.943011	0.945124	0.941158	2077.0
micro avg	0.949843	0.949843	0.949843	2077.0
weighted avg	0.949790	0.949890	0.949843	2077.0

The result of Model Number:Dataset Number:Featuregroup Number:Rescale of 36 : 1 : 2 :
0

	f1-score	precision	recall	support
AFIB	0.819326	0.825940	0.812887	204.0
GSVT	0.838126	0.834016	0.842305	300.0
SB	0.854483	0.853536	0.855441	892.0
SR	0.848103	0.849231	0.846984	681.0
macro avg	0.840009	0.840681	0.839404	2077.0
micro avg	0.846591	0.846591	0.846591	2077.0
weighted avg	0.846576	0.846594	0.846591	2077.0

The result of Model Number:Dataset Number:Featuregroup Number:Rescale of 36 : 1 : 2 :
1

	f1-score	precision	recall	support
AFIB	0.773644	0.777478	0.769930	875.0
GSVT	0.781347	0.782473	0.780343	691.0
SB	0.822473	0.818657	0.826334	1553.0
SR	0.807333	0.809354	0.805365	907.0
macro avg	0.796199	0.796990	0.795493	4026.0
micro avg	0.801458	0.801458	0.801458	4026.0
weighted avg	0.801391	0.801401	0.801458	4026.0

The result of Model Number:Dataset Number:Featuregroup Number:Rescale of 36 : 1 : 3 :
0

	f1-score	precision	recall	support
AFIB	0.733324	0.803907	0.674386	204.0
GSVT	0.852858	0.844095	0.861965	300.0
SB	0.904095	0.900579	0.907641	892.0
SR	0.883148	0.870935	0.895723	681.0
macro avg	0.843356	0.854879	0.834929	2077.0
micro avg	0.874226	0.874226	0.874226	2077.0
weighted avg	0.873053	0.873206	0.874226	2077.0

The result of Model Number:Dataset Number:Featuregroup Number:Rescale of 36 : 1 : 3 :
1

	f1-score	precision	recall	support
AFIB	0.664996	0.667483	0.662810	875.0

GSVT 0.679964 0.686524 0.673665 691.0
SB 0.723015 0.715431 0.730816 1553.0
SR 0.697978 0.704121 0.692181 907.0
macro avg 0.691488 0.693390 0.689868 4026.0
micro avg 0.697523 0.697523 0.697523 4026.0
weighted avg 0.697376 0.697501 0.697523 4026.0
The result of Model Number:Dataset Number:Featuregroup Number:Rescale of 36 : 1 : 4 :
0

f1-score precision recall support
AFIB 0.602722 0.656571 0.636487 204.0
GSVT 0.818663 0.805280 0.832781 300.0
SB 0.696935 0.691627 0.702378 892.0
SR 0.852238 0.842595 0.862130 681.0
macro avg 0.742639 0.749018 0.758444 2077.0
micro avg 0.767120 0.767120 0.767120 2077.0
weighted avg 0.756184 0.754099 0.767120 2077.0
The result of Model Number:Dataset Number:Featuregroup Number:Rescale of 36 : 1 : 4 :
1

f1-score precision recall support
AFIB 0.690155 0.705155 0.675969 204.0
GSVT 0.718644 0.714405 0.722954 300.0
SB 0.734084 0.732455 0.735727 892.0
SR 0.726724 0.726314 0.727153 681.0
macro avg 0.717402 0.719582 0.715451 2077.0
micro avg 0.725202 0.725202 0.725202 2077.0
weighted avg 0.725126 0.725153 0.725202 2077.0
The result of Model Number:Dataset Number:Featuregroup Number:Rescale of 36 : 1 : 5 :
0

f1-score precision recall support
AFIB 0.814512 0.867582 0.767920 204.0
GSVT 0.850194 0.829296 0.872288 300.0
SB 0.875128 0.863886 0.886697 892.0
SR 0.852398 0.862576 0.842513 681.0
macro avg 0.848058 0.855835 0.842355 2077.0
micro avg 0.858463 0.858463 0.858463 2077.0
weighted avg 0.858120 0.858823 0.858463 2077.0
The result of Model Number:Dataset Number:Featuregroup Number:Rescale of 36 : 1 : 5 :
1

f1-score precision recall support
AFIB 0.718568 0.715766 0.721443 875.0
GSVT 0.732016 0.733559 0.730522 691.0
SB 0.777060 0.775122 0.779010 1553.0
SR 0.759134 0.764233 0.754119 907.0
macro avg 0.746694 0.747170 0.746274 4026.0

micro avg 0.752569 0.752569 0.752569 4026.0
weighted avg 0.752578 0.752635 0.752569 4026.0
The result of Model Number:Dataset Number:Featuregroup Number:Rescale of 36 : 1 : 6 :
0

	f1-score	precision	recall	support
AFIB	0.142614	0.144112	0.141147	175.0
GSVT	0.142844	0.141327	0.144394	138.2
SB	0.150440	0.149863	0.151021	310.6
SR	0.146958	0.147695	0.146229	181.4
macro avg	0.145714	0.145749	0.145698	805.2
micro avg	0.146658	0.146658	0.146658	805.2
weighted avg	0.146651	0.146659	0.146658	805.2

The result of Model Number:Dataset Number:Featuregroup Number:Rescale of 36 : 1 : 6 :
1

	f1-score	precision	recall	support
AFIB	0.696703	0.688486	0.705148	875.0
GSVT	0.710394	0.716572	0.704327	691.0
SB	0.757104	0.754207	0.760027	1553.0
SR	0.739241	0.748178	0.730522	907.0
macro avg	0.725860	0.726861	0.725006	4026.0
micro avg	0.731893	0.731893	0.731893	4026.0
weighted avg	0.731935	0.732106	0.731893	4026.0

The result of Model Number:Dataset Number:Featuregroup Number:Rescale of 36 : 1 : 7 :
0

	f1-score	precision	recall	support
AFIB	0.770791	0.752827	0.789759	875.0
GSVT	0.739932	0.748066	0.732024	691.0
SB	0.778661	0.728379	0.836416	1553.0
SR	0.623196	0.748338	0.534245	907.0
macro avg	0.728145	0.744403	0.723111	4026.0
micro avg	0.740284	0.740284	0.740284	4026.0
weighted avg	0.735279	0.741568	0.740284	4026.0

The result of Model Number:Dataset Number:Featuregroup Number:Rescale of 36 : 1 : 7 :
1

	f1-score	precision	recall	support
AFIB	0.785864	0.786748	0.785125	204.0
GSVT	0.803907	0.802112	0.805771	300.0
SB	0.820946	0.819850	0.822050	892.0
SR	0.814798	0.816850	0.812766	681.0
macro avg	0.806379	0.806390	0.806428	2077.0
micro avg	0.813028	0.813028	0.813028	2077.0
weighted avg	0.813024	0.813053	0.813028	2077.0

The result of Model Number:Dataset Number:Featuregroup Number:Rescale of 36 : 1 : 8 :
0

f1-score precision recall support
AFIB 0.862609 0.852387 0.873151 875.0
GSVT 0.874887 0.883344 0.866675 691.0
SB 0.928546 0.924994 0.932133 1553.0
SR 0.906898 0.917361 0.896697 907.0
macro avg 0.893235 0.894522 0.892164 4026.0
micro avg 0.900096 0.900096 0.900096 4026.0
weighted avg 0.900129 0.900346 0.900096 4026.0
The result of Model Number:Dataset Number:Featuregroup Number:Rescale of 36 : 1 : 8 :
1

f1-score precision recall support
AFIB 0.907057 0.910120 0.904047 875.0
GSVT 0.904661 0.898289 0.911206 691.0
SB 0.951870 0.943036 0.960878 1553.0
SR 0.915682 0.933329 0.898736 907.0
macro avg 0.919818 0.921193 0.918717 4026.0
micro avg 0.926001 0.926001 0.926001 4026.0
weighted avg 0.925875 0.926015 0.926001 4026.0
The result of Model Number:Dataset Number:Featuregroup Number:Rescale of 36 : 1 : 9 :
0

f1-score precision recall support
AFIB 0.632467 0.622341 0.711653 204.0
GSVT 0.740451 0.731860 0.749517 300.0
SB 0.765244 0.762355 0.768161 892.0
SR 0.600425 0.603529 0.597454 681.0
macro avg 0.684647 0.680021 0.706696 2077.0
micro avg 0.703947 0.703947 0.703947 2077.0
weighted avg 0.694581 0.692123 0.703947 2077.0
The result of Model Number:Dataset Number:Featuregroup Number:Rescale of 36 : 1 : 9 :
1

f1-score precision recall support
AFIB 0.706162 0.730678 0.683334 204.0
GSVT 0.719703 0.711824 0.727846 300.0
SB 0.738862 0.733557 0.744246 892.0
SR 0.725666 0.729234 0.722146 681.0
macro avg 0.722598 0.726323 0.719393 2077.0
micro avg 0.728648 0.728648 0.728648 2077.0
weighted avg 0.728556 0.728718 0.728648 2077.0
The result of Model Number:Dataset Number:Featuregroup Number:Rescale of 36 : 1 :
10 : 0

f1-score precision recall support
AFIB 0.659739 0.718683 0.696699 204.0
GSVT 0.896109 0.881460 0.911562 300.0
SB 0.762865 0.757055 0.768822 892.0

SR 0.932860 0.922305 0.943687 681.0
macro avg 0.812893 0.819876 0.830193 2077.0
micro avg 0.839690 0.839690 0.839690 2077.0
weighted avg 0.827719 0.825437 0.839690 2077.0
The result of Model Number:Dataset Number:Featuregroup Number:Rescale of 36 : 1 :

10 : 1

f1-score precision recall support

AFIB 0.778470 0.784624 0.772438 875.0
GSVT 0.798059 0.796371 0.799783 691.0
SB 0.850754 0.843234 0.858420 1553.0
SR 0.828106 0.836228 0.820161 907.0
macro avg 0.813847 0.815114 0.812700 4026.0
micro avg 0.821049 0.821049 0.821049 4026.0
weighted avg 0.820897 0.820874 0.821049 4026.0

The result of Model Number:Dataset Number:Featuregroup Number:Rescale of 37 : 0 : 0 : 0

f1-score precision recall support

AFIB 0.832200 0.841071 0.823651 204.0
GSVT 0.847505 0.842856 0.852299 300.0
SB 0.867068 0.865623 0.868523 892.0
SR 0.859840 0.861241 0.858455 681.0
macro avg 0.851653 0.852697 0.850732 2077.0
micro avg 0.858471 0.858471 0.858471 2077.0
weighted avg 0.858448 0.858486 0.858471 2077.0

The result of Model Number:Dataset Number:Featuregroup Number:Rescale of 37 : 0 : 0 : 1

f1-score precision recall support

AFIB 0.181360 0.183265 0.179495 175.0
GSVT 0.181652 0.179723 0.183624 138.2
SB 0.191312 0.190578 0.192051 310.6
SR 0.186884 0.187821 0.185957 181.4
macro avg 0.185302 0.185347 0.185282 805.2
micro avg 0.186503 0.186503 0.186503 805.2
weighted avg 0.186494 0.186504 0.186503 805.2

The result of Model Number:Dataset Number:Featuregroup Number:Rescale of 37 : 0 : 1 : 0

f1-score precision recall support

AFIB 0.717931 0.713236 0.722750 875.0
GSVT 0.739269 0.745559 0.733183 691.0
SB 0.787052 0.785338 0.788775 1553.0
SR 0.767871 0.770954 0.764823 907.0
macro avg 0.753031 0.753772 0.752383 4026.0
micro avg 0.759488 0.759488 0.759488 4026.0
weighted avg 0.759507 0.759599 0.759488 4026.0

The result of Model Number:Dataset Number:Featuregroup Number:Rescale of 37 : 0 : 1 :
1

	f1-score	precision	recall	support
AFIB	0.812305	0.781250	0.863401	875.0
GSVT	0.841685	0.812636	0.881086	691.0
SB	0.937793	0.921240	0.955983	1553.0
SR	0.794290	0.955088	0.685762	907.0
macro avg	0.846518	0.867554	0.846558	4026.0
micro avg	0.862130	0.862130	0.862130	4026.0
weighted avg	0.861695	0.879800	0.862130	4026.0

The result of Model Number:Dataset Number:Featuregroup Number:Rescale of 37 : 0 : 2 :
0

	f1-score	precision	recall	support
AFIB	0.757893	0.782187	0.735290	204.0
GSVT	0.780567	0.767138	0.794590	300.0
SB	0.794070	0.786220	0.802080	892.0
SR	0.772838	0.782509	0.763420	681.0
macro avg	0.776342	0.779514	0.773845	2077.0
micro avg	0.781763	0.781763	0.781763	2077.0
weighted avg	0.781605	0.781851	0.781763	2077.0

The result of Model Number:Dataset Number:Featuregroup Number:Rescale of 37 : 0 : 2 :
1

	f1-score	precision	recall	support
AFIB	0.743564	0.743762	0.743495	875.0
GSVT	0.756512	0.753719	0.759421	691.0
SB	0.809320	0.807355	0.811298	1553.0
SR	0.790019	0.795689	0.784451	907.0
macro avg	0.774854	0.775131	0.774666	4026.0
micro avg	0.781610	0.781610	0.781610	4026.0
weighted avg	0.781617	0.781700	0.781610	4026.0

The result of Model Number:Dataset Number:Featuregroup Number:Rescale of 37 : 0 : 3 :
0

	f1-score	precision	recall	support
AFIB	0.670610	0.652010	0.692413	875.0
GSVT	0.679365	0.707980	0.657152	691.0
SB	0.746306	0.745929	0.746693	1553.0
SR	0.727583	0.732136	0.723091	907.0
macro avg	0.705966	0.709514	0.704837	4026.0
micro avg	0.714211	0.714211	0.714211	4026.0
weighted avg	0.714147	0.715896	0.714211	4026.0

The result of Model Number:Dataset Number:Featuregroup Number:Rescale of 37 : 0 : 3 :
1

	f1-score	precision	recall	support
AFIB	0.763980	0.765878	0.762143	875.0

GSVT 0.777137 0.779471 0.774914 691.0
SB 0.824402 0.818806 0.830080 1553.0
SR 0.808714 0.814718 0.802830 907.0
macro avg 0.793558 0.794718 0.792492 4026.0
micro avg 0.799708 0.799708 0.799708 4026.0
weighted avg 0.799623 0.799631 0.799708 4026.0
The result of Model Number:Dataset Number:Featuregroup Number:Rescale of 37 : 0 : 4 :
0

f1-score precision recall support

AFIB 0.910834 0.934902 0.888063 204.0
GSVT 0.935813 0.928039 0.943889 300.0
SB 0.961600 0.958071 0.965157 892.0
SR 0.946711 0.947858 0.945592 681.0
macro avg 0.938739 0.942218 0.935675 2077.0
micro avg 0.948098 0.948098 0.948098 2077.0
weighted avg 0.948007 0.948109 0.948098 2077.0

The result of Model Number:Dataset Number:Featuregroup Number:Rescale of 37 : 0 : 4 :
1

f1-score precision recall support

AFIB 0.842209 0.873541 0.813426 204.0
GSVT 0.781539 0.817806 0.748424 300.0
SB 0.818693 0.769313 0.874861 892.0
SR 0.718970 0.768924 0.675195 681.0
macro avg 0.790353 0.807396 0.777977 2077.0
micro avg 0.785099 0.785099 0.785099 2077.0
weighted avg 0.782939 0.786427 0.785099 2077.0

The result of Model Number:Dataset Number:Featuregroup Number:Rescale of 37 : 0 : 5 :
0

f1-score precision recall support

AFIB 0.797221 0.784997 0.809963 875.0
GSVT 0.824710 0.832794 0.816944 691.0
SB 0.877712 0.875661 0.879799 1553.0
SR 0.855786 0.866637 0.845222 907.0
macro avg 0.838857 0.840022 0.837982 4026.0
micro avg 0.846044 0.846044 0.846044 4026.0
weighted avg 0.846181 0.846566 0.846044 4026.0

The result of Model Number:Dataset Number:Featuregroup Number:Rescale of 37 : 0 : 5 :
1

f1-score precision recall support

AFIB 0.757894 0.762430 0.753450 204.0
GSVT 0.778084 0.775771 0.780416 300.0
SB 0.789999 0.789030 0.790972 892.0
SR 0.784240 0.785165 0.783323 681.0
macro avg 0.777554 0.778099 0.777040 2077.0

micro avg 0.783254 0.783254 0.783254 2077.0
weighted avg 0.783236 0.783235 0.783254 2077.0
The result of Model Number:Dataset Number:Featuregroup Number:Rescale of 37 : 0 : 6 :
0

	f1-score	precision	recall	support
AFIB	0.760720	0.766152	0.755501	204.0
GSVT	0.787320	0.786812	0.787844	300.0
SB	0.803073	0.801291	0.804871	892.0
SR	0.795894	0.796857	0.794958	681.0
macro avg	0.786752	0.787778	0.785793	2077.0
micro avg	0.794312	0.794312	0.794312	2077.0
weighted avg	0.794284	0.794295	0.794312	2077.0

The result of Model Number:Dataset Number:Featuregroup Number:Rescale of 37 : 0 : 6 :
1

	f1-score	precision	recall	support
AFIB	0.725101	0.732141	0.718645	204.0
GSVT	0.746837	0.743306	0.750598	300.0
SB	0.761960	0.761110	0.762814	892.0
SR	0.755256	0.756038	0.754479	681.0
macro avg	0.747289	0.748149	0.746634	2077.0
micro avg	0.753979	0.753979	0.753979	2077.0
weighted avg	0.753957	0.754030	0.753979	2077.0

The result of Model Number:Dataset Number:Featuregroup Number:Rescale of 37 : 0 : 7 :
0

	f1-score	precision	recall	support
AFIB	0.915606	0.945349	0.887851	204.0
GSVT	0.932963	0.924612	0.941652	300.0
SB	0.955148	0.948601	0.961787	892.0
SR	0.939570	0.943535	0.935695	681.0
macro avg	0.935822	0.940524	0.931746	2077.0
micro avg	0.943062	0.943062	0.943062	2077.0
weighted avg	0.942952	0.943155	0.943062	2077.0

The result of Model Number:Dataset Number:Featuregroup Number:Rescale of 37 : 0 : 7 :
1

	f1-score	precision	recall	support
AFIB	0.709979	0.715859	0.799694	204.0
GSVT	0.769924	0.736970	0.868655	300.0
SB	0.702969	0.700527	0.705432	892.0
SR	0.695980	0.696111	0.695853	681.0
macro avg	0.719713	0.712367	0.767408	2077.0
micro avg	0.735125	0.735125	0.735125	2077.0
weighted avg	0.711037	0.705849	0.735125	2077.0

The result of Model Number:Dataset Number:Featuregroup Number:Rescale of 37 : 0 : 8 :
0

f1-score precision recall support
AFIB 0.777870 0.777487 0.778313 875.0
GSVT 0.794756 0.790845 0.798755 691.0
SB 0.831329 0.825894 0.836841 1553.0
SR 0.807663 0.820819 0.794944 907.0
macro avg 0.802905 0.803762 0.802213 4026.0
micro avg 0.808145 0.808145 0.808145 4026.0
weighted avg 0.808102 0.808215 0.808145 4026.0
The result of Model Number:Dataset Number:Featuregroup Number:Rescale of 37 : 0 : 8 :
1

f1-score precision recall support
AFIB 0.908122 0.920148 0.896543 204.0
GSVT 0.935527 0.932150 0.938949 300.0
SB 0.947179 0.944231 0.950149 892.0
SR 0.936858 0.938663 0.935087 681.0
macro avg 0.931922 0.933798 0.930182 2077.0
micro avg 0.938328 0.938328 0.938328 2077.0
weighted avg 0.938276 0.938295 0.938328 2077.0
The result of Model Number:Dataset Number:Featuregroup Number:Rescale of 37 : 0 : 9 :
0

f1-score precision recall support
AFIB 0.781907 0.800670 0.764359 204.0
GSVT 0.809710 0.805017 0.814556 300.0
SB 0.827003 0.823969 0.830061 892.0
SR 0.819816 0.820424 0.819218 681.0
macro avg 0.809609 0.812520 0.807048 2077.0
micro avg 0.817813 0.817813 0.817813 2077.0
weighted avg 0.817719 0.817781 0.817813 2077.0
The result of Model Number:Dataset Number:Featuregroup Number:Rescale of 37 : 0 : 9 :
1

f1-score precision recall support
AFIB 0.780891 0.795877 0.766503 875.0
GSVT 0.832405 0.833675 0.831191 691.0
SB 0.906383 0.902399 0.910407 1553.0
SR 0.856503 0.847192 0.866109 907.0
macro avg 0.844045 0.844786 0.843553 4026.0
micro avg 0.855556 0.855556 0.855556 4026.0
weighted avg 0.855174 0.855015 0.855556 4026.0
The result of Model Number:Dataset Number:Featuregroup Number:Rescale of 37 : 0 :
10 : 0

f1-score precision recall support
AFIB 0.740009 0.749191 0.731298 204.0
GSVT 0.753278 0.748131 0.758575 300.0
SB 0.771117 0.769912 0.772326 892.0

SR 0.765577 0.766819 0.764347 681.0
macro avg 0.757495 0.758513 0.756636 2077.0
micro avg 0.763694 0.763694 0.763694 2077.0
weighted avg 0.763669 0.763717 0.763694 2077.0
The result of Model Number:Dataset Number:Featuregroup Number:Rescale of 37 : 0 :
10 : 1

f1-score precision recall support
AFIB 0.647372 0.691252 0.609161 204.0
GSVT 0.609978 0.628076 0.593123 300.0
SB 0.637579 0.606972 0.671800 892.0
SR 0.565734 0.591419 0.542804 681.0
macro avg 0.615166 0.629430 0.604222 2077.0
micro avg 0.611989 0.611989 0.611989 2077.0
weighted avg 0.610998 0.613199 0.611989 2077.0
The result of Model Number:Dataset Number:Featuregroup Number:Rescale of 37 : 1 : 0 :
0

f1-score precision recall support
AFIB 0.767076 0.779533 0.755053 875.0
GSVT 0.815808 0.818365 0.813317 691.0
SB 0.887558 0.884500 0.890643 1553.0
SR 0.840259 0.830900 0.849882 907.0
macro avg 0.827675 0.828324 0.827224 4026.0
micro avg 0.838719 0.838719 0.838719 4026.0
weighted avg 0.838402 0.838260 0.838719 4026.0
The result of Model Number:Dataset Number:Featuregroup Number:Rescale of 37 : 1 : 0 :
1

f1-score precision recall support
AFIB 0.673336 0.757107 0.606850 204.0
GSVT 0.798864 0.781805 0.816719 300.0
SB 0.852802 0.848454 0.857198 892.0
SR 0.833670 0.823113 0.844555 681.0
macro avg 0.789668 0.802620 0.781330 2077.0
micro avg 0.822617 0.822617 0.822617 2077.0
weighted avg 0.821111 0.821547 0.822617 2077.0
The result of Model Number:Dataset Number:Featuregroup Number:Rescale of 37 : 1 : 1 :
0

f1-score precision recall support
AFIB 0.809502 0.788236 0.860179 875.0
GSVT 0.778733 0.737081 0.887740 691.0
SB 0.737890 0.733227 0.742635 1553.0
SR 0.716743 0.729093 0.705005 907.0
macro avg 0.760717 0.746909 0.798890 4026.0
micro avg 0.784609 0.784609 0.784609 4026.0
weighted avg 0.755700 0.744913 0.784609 4026.0

The result of Model Number:Dataset Number:Featuregroup Number:Rescale of 37 : 1 : 1 :
1

	f1-score	precision	recall	support
AFIB	0.642825	0.644896	0.640828	875.0
GSVT	0.651863	0.641514	0.662610	691.0
SB	0.686843	0.681108	0.692680	1553.0
SR	0.652318	0.668885	0.636575	907.0
macro avg	0.658462	0.659101	0.658173	4026.0
micro avg	0.663610	0.663610	0.663610	4026.0
weighted avg	0.663495	0.663689	0.663610	4026.0

The result of Model Number:Dataset Number:Featuregroup Number:Rescale of 37 : 1 : 2 :
0

	f1-score	precision	recall	support
AFIB	0.693202	0.706752	0.680283	204.0
GSVT	0.712249	0.707118	0.717481	300.0
SB	0.724997	0.722175	0.727842	892.0
SR	0.717072	0.719101	0.715070	681.0
macro avg	0.711880	0.713787	0.710169	2077.0
micro avg	0.717486	0.717486	0.717486	2077.0
weighted avg	0.717434	0.717478	0.717486	2077.0

The result of Model Number:Dataset Number:Featuregroup Number:Rescale of 37 : 1 : 2 :
1

	f1-score	precision	recall	support
AFIB	0.791026	0.816718	0.767056	204.0
GSVT	0.812865	0.802500	0.823664	300.0
SB	0.835798	0.832646	0.838982	892.0
SR	0.824108	0.825600	0.822653	681.0
macro avg	0.815949	0.819366	0.813089	2077.0
micro avg	0.824351	0.824351	0.824351	2077.0
weighted avg	0.824255	0.824417	0.824351	2077.0

The result of Model Number:Dataset Number:Featuregroup Number:Rescale of 37 : 1 : 3 :
0

	f1-score	precision	recall	support
AFIB	0.785231	0.794413	0.776405	204.0
GSVT	0.708282	0.681241	0.808140	300.0
SB	0.657141	0.655593	0.658703	892.0
SR	0.815948	0.817516	0.814391	681.0
macro avg	0.741651	0.737191	0.764410	2077.0
micro avg	0.742895	0.742895	0.742895	2077.0
weighted avg	0.729178	0.726023	0.742895	2077.0

The result of Model Number:Dataset Number:Featuregroup Number:Rescale of 37 : 1 : 3 :
1

	f1-score	precision	recall	support
AFIB	0.934181	0.944139	0.924584	204.0

GSVT 0.951361 0.946142 0.956743 300.0
SB 0.973321 0.971699 0.974955 892.0
SR 0.965208 0.966780 0.963653 681.0
macro avg 0.956018 0.957190 0.954984 2077.0
micro avg 0.963671 0.963671 0.963671 2077.0
weighted avg 0.963645 0.963688 0.963671 2077.0
The result of Model Number:Dataset Number:Featuregroup Number:Rescale of 37 : 1 : 4 :
0

f1-score precision recall support
AFIB 0.739579 0.749458 0.730166 204.0
GSVT 0.752645 0.748060 0.757401 300.0
SB 0.770787 0.770104 0.771477 892.0
SR 0.765092 0.765208 0.764981 681.0
macro avg 0.757026 0.758207 0.756006 2077.0
micro avg 0.763256 0.763256 0.763256 2077.0
weighted avg 0.763234 0.763287 0.763256 2077.0
The result of Model Number:Dataset Number:Featuregroup Number:Rescale of 37 : 1 : 4 :
1

f1-score precision recall support
AFIB 0.691561 0.701086 0.682594 875.0
GSVT 0.706658 0.703731 0.709800 691.0
SB 0.752701 0.742832 0.762867 1553.0
SR 0.729069 0.739957 0.718821 907.0
macro avg 0.719997 0.721902 0.718521 4026.0
micro avg 0.726390 0.726390 0.726390 4026.0
weighted avg 0.726186 0.726400 0.726390 4026.0
The result of Model Number:Dataset Number:Featuregroup Number:Rescale of 37 : 1 : 5 :
0

f1-score precision recall support
AFIB 0.830418 0.886706 0.781403 204.0
GSVT 0.782451 0.805666 0.760830 300.0
SB 0.817856 0.778595 0.861753 892.0
SR 0.725697 0.758644 0.696283 681.0
macro avg 0.789105 0.807403 0.775067 2077.0
micro avg 0.785030 0.785030 0.785030 2077.0
weighted avg 0.783759 0.786582 0.785030 2077.0
The result of Model Number:Dataset Number:Featuregroup Number:Rescale of 37 : 1 : 5 :
1

f1-score precision recall support
AFIB 0.818114 0.823840 0.812497 204.0
GSVT 0.837149 0.833021 0.841330 300.0
SB 0.853787 0.852366 0.855223 892.0
SR 0.845290 0.847296 0.843303 681.0
macro avg 0.838585 0.839131 0.838088 2077.0

micro avg 0.845111 0.845111 0.845111 2077.0
weighted avg 0.845094 0.845108 0.845111 2077.0
The result of Model Number:Dataset Number:Featuregroup Number:Rescale of 37 : 1 : 6 :
0

	f1-score	precision	recall	support
AFIB	0.649951	0.658903	0.641523	875.0
GSVT	0.664140	0.661389	0.667093	691.0
SB	0.707412	0.698137	0.716967	1553.0
SR	0.685203	0.695435	0.675571	907.0
macro avg	0.676676	0.678466	0.675289	4026.0
micro avg	0.682684	0.682684	0.682684	4026.0
weighted avg	0.682493	0.682694	0.682684	4026.0

The result of Model Number:Dataset Number:Featuregroup Number:Rescale of 37 : 1 : 6 :
1

	f1-score	precision	recall	support
AFIB	0.857712	0.874993	0.841651	204.0
GSVT	0.885233	0.878124	0.892630	300.0
SB	0.904397	0.903487	0.905310	892.0
SR	0.896154	0.895639	0.896679	681.0
macro avg	0.885874	0.888061	0.884067	2077.0
micro avg	0.894396	0.894396	0.894396	2077.0
weighted avg	0.894341	0.894452	0.894396	2077.0

The result of Model Number:Dataset Number:Featuregroup Number:Rescale of 37 : 1 : 7 :
0

	f1-score	precision	recall	support
AFIB	0.786721	0.805863	0.768662	204.0
GSVT	0.796611	0.785644	0.807994	300.0
SB	0.812696	0.804580	0.820983	892.0
SR	0.798507	0.808985	0.788319	681.0
macro avg	0.798634	0.801268	0.796489	2077.0
micro avg	0.803258	0.803258	0.803258	2077.0
weighted avg	0.803169	0.803415	0.803258	2077.0

The result of Model Number:Dataset Number:Featuregroup Number:Rescale of 37 : 1 : 7 :
1

	f1-score	precision	recall	support
AFIB	0.885145	0.897675	0.873686	204.0
GSVT	0.903522	0.886887	0.920959	300.0
SB	0.922779	0.912577	0.933228	892.0
SR	0.903386	0.921786	0.885761	681.0
macro avg	0.903708	0.904731	0.903409	2077.0
micro avg	0.910044	0.910044	0.910044	2077.0
weighted avg	0.909943	0.910422	0.910044	2077.0

The result of Model Number:Dataset Number:Featuregroup Number:Rescale of 37 : 1 : 8 :
0

f1-score precision recall support
AFIB 0.742056 0.752958 0.731534 204.0
GSVT 0.760858 0.754389 0.767454 300.0
SB 0.774007 0.770911 0.777131 892.0
SR 0.766352 0.770114 0.762636 681.0
macro avg 0.760818 0.762093 0.759689 2077.0
micro avg 0.766502 0.766502 0.766502 2077.0
weighted avg 0.766460 0.766500 0.766502 2077.0
The result of Model Number:Dataset Number:Featuregroup Number:Rescale of 37 : 1 : 8 :
1

f1-score precision recall support
AFIB 0.786775 0.776331 0.797566 875.0
GSVT 0.802745 0.810355 0.795311 691.0
SB 0.854235 0.852215 0.856270 1553.0
SR 0.831061 0.839800 0.822537 907.0
macro avg 0.818704 0.819675 0.817921 4026.0
micro avg 0.825449 0.825449 0.825449 4026.0
weighted avg 0.825515 0.825741 0.825449 4026.0
The result of Model Number:Dataset Number:Featuregroup Number:Rescale of 37 : 1 : 9 :
0

f1-score precision recall support
AFIB 0.851934 0.862876 0.841308 875.0
GSVT 0.861359 0.854393 0.868577 691.0
SB 0.921407 0.918637 0.924197 1553.0
SR 0.898592 0.898214 0.898981 907.0
macro avg 0.883323 0.883530 0.883266 4026.0
micro avg 0.890955 0.890955 0.890955 4026.0
weighted avg 0.890862 0.890891 0.890955 4026.0
The result of Model Number:Dataset Number:Featuregroup Number:Rescale of 37 : 1 : 9 :
1

f1-score precision recall support
AFIB 0.859672 0.904085 0.819674 204.0
GSVT 0.901440 0.892628 0.910446 300.0
SB 0.917334 0.909954 0.924839 892.0
SR 0.906003 0.907106 0.904940 681.0
macro avg 0.896112 0.903443 0.889975 2077.0
micro avg 0.905907 0.905907 0.905907 2077.0
weighted avg 0.905660 0.905941 0.905907 2077.0
The result of Model Number:Dataset Number:Featuregroup Number:Rescale of 37 : 1 :
10 : 0

f1-score precision recall support
AFIB 0.883710 0.889489 0.878061 204.0
GSVT 0.905851 0.903765 0.907958 300.0
SB 0.922021 0.920690 0.923362 892.0

SR 0.914754 0.915710 0.913817 681.0
macro avg 0.906584 0.907413 0.905799 2077.0
micro avg 0.913558 0.913558 0.913558 2077.0
weighted avg 0.913540 0.913548 0.913558 2077.0
The result of Model Number:Dataset Number:Featuregroup Number:Rescale of 37 : 1 :
10 : 1

f1-score precision recall support
AFIB 0.741763 0.759811 0.724736 204.0
GSVT 0.751088 0.740748 0.761820 300.0
SB 0.766254 0.758602 0.774067 892.0
SR 0.752875 0.762755 0.743269 681.0
macro avg 0.752995 0.755479 0.750973 2077.0
micro avg 0.757355 0.757355 0.757355 2077.0
weighted avg 0.757271 0.757503 0.757355 2077.0

The result of Model Number:Dataset Number:Featuregroup Number:Rescale of 38 : 0 : 0 :
0

f1-score precision recall support
AFIB 0.687693 0.699126 0.676786 204.0
GSVT 0.700880 0.695900 0.705983 300.0
SB 0.717136 0.713106 0.721229 892.0
SR 0.708000 0.712332 0.703744 681.0
macro avg 0.703427 0.705116 0.701935 2077.0
micro avg 0.708929 0.708929 0.708929 2077.0
weighted avg 0.708901 0.708994 0.708929 2077.0

The result of Model Number:Dataset Number:Featuregroup Number:Rescale of 38 : 0 : 0 :
1

f1-score precision recall support
AFIB 0.586294 0.650666 0.533653 204.0
GSVT 0.684578 0.676019 0.693490 300.0
SB 0.728357 0.724640 0.732112 892.0
SR 0.711294 0.701350 0.721528 681.0
macro avg 0.677631 0.688169 0.670196 2077.0
micro avg 0.703571 0.703571 0.703571 2077.0
weighted avg 0.702486 0.702715 0.703571 2077.0

The result of Model Number:Dataset Number:Featuregroup Number:Rescale of 38 : 0 : 1 :
0

f1-score precision recall support
AFIB 0.774440 0.775993 0.772927 875.0
GSVT 0.776358 0.772167 0.780616 691.0
SB 0.811555 0.807219 0.815943 1553.0
SR 0.792140 0.801534 0.782986 907.0
macro avg 0.788623 0.789228 0.788118 4026.0
micro avg 0.793106 0.793106 0.793106 4026.0
weighted avg 0.793074 0.793135 0.793106 4026.0

The result of Model Number:Dataset Number:Featuregroup Number:Rescale of 38 : 0 : 1 :
1

	f1-score	precision	recall	support
AFIB	0.855720	0.858229	0.853292	875.0
GSVT	0.869880	0.858707	0.881459	691.0
SB	0.920623	0.918385	0.922876	1553.0
SR	0.897311	0.907960	0.886919	907.0
macro avg	0.885884	0.885820	0.886136	4026.0
micro avg	0.892543	0.892543	0.892543	4026.0
weighted avg	0.892556	0.892720	0.892543	4026.0

The result of Model Number:Dataset Number:Featuregroup Number:Rescale of 38 : 0 : 2 :
0

	f1-score	precision	recall	support
AFIB	0.782931	0.867500	0.713529	204.0
GSVT	0.907584	0.892823	0.922984	300.0
SB	0.967882	0.963476	0.972331	892.0
SR	0.944496	0.932477	0.956842	681.0
macro avg	0.900723	0.914069	0.891421	2077.0
micro avg	0.934706	0.934706	0.934706	2077.0
weighted avg	0.933339	0.933680	0.934706	2077.0

The result of Model Number:Dataset Number:Featuregroup Number:Rescale of 38 : 0 : 2 :
1

	f1-score	precision	recall	support
AFIB	0.848307	0.850460	0.846195	875.0
GSVT	0.863276	0.853925	0.872871	691.0
SB	0.909846	0.899554	0.920390	1553.0
SR	0.868246	0.892016	0.845745	907.0
macro avg	0.872419	0.873989	0.871300	4026.0
micro avg	0.879293	0.879293	0.879293	4026.0
weighted avg	0.879107	0.879354	0.879293	4026.0

The result of Model Number:Dataset Number:Featuregroup Number:Rescale of 38 : 0 : 3 :
0

	f1-score	precision	recall	support
AFIB	0.855206	0.843073	0.867714	875.0
GSVT	0.872801	0.881308	0.864463	691.0
SB	0.928830	0.925803	0.931879	1553.0
SR	0.907139	0.918733	0.895844	907.0
macro avg	0.890994	0.892229	0.889975	4026.0
micro avg	0.898245	0.898245	0.898245	4026.0
weighted avg	0.898326	0.898593	0.898245	4026.0

The result of Model Number:Dataset Number:Featuregroup Number:Rescale of 38 : 0 : 3 :
1

	f1-score	precision	recall	support
AFIB	0.729889	0.734998	0.724878	204.0

GSVT 0.746871 0.743189 0.750601 300.0
SB 0.761715 0.760448 0.762996 892.0
SR 0.754134 0.755925 0.752361 681.0
macro avg 0.748153 0.748640 0.747709 2077.0
micro avg 0.753975 0.753975 0.753975 2077.0
weighted avg 0.753960 0.753972 0.753975 2077.0
The result of Model Number:Dataset Number:Featuregroup Number:Rescale of 38 : 0 : 4 :
0

f1-score precision recall support
AFIB 0.883236 0.881005 0.885617 875.0
GSVT 0.900468 0.895517 0.905522 691.0
SB 0.942861 0.937177 0.948628 1553.0
SR 0.915061 0.931577 0.899138 907.0
macro avg 0.910407 0.911319 0.909726 4026.0
micro avg 0.916385 0.916385 0.916385 4026.0
weighted avg 0.916363 0.916557 0.916385 4026.0
The result of Model Number:Dataset Number:Featuregroup Number:Rescale of 38 : 0 : 4 :
1

f1-score precision recall support
AFIB 0.861323 0.880483 0.843164 204.0
GSVT 0.898020 0.892439 0.903705 300.0
SB 0.917514 0.915581 0.919466 892.0
SR 0.907741 0.907099 0.908413 681.0
macro avg 0.896149 0.898901 0.893687 2077.0
micro avg 0.906071 0.906071 0.906071 2077.0
weighted avg 0.905975 0.906010 0.906071 2077.0
The result of Model Number:Dataset Number:Featuregroup Number:Rescale of 38 : 0 : 5 :
0

f1-score precision recall support
AFIB 0.597867 0.611491 0.584932 875.0
GSVT 0.636207 0.637464 0.635167 691.0
SB 0.696053 0.692243 0.699907 1553.0
SR 0.657874 0.649894 0.666145 907.0
macro avg 0.647000 0.647773 0.646537 4026.0
micro avg 0.656201 0.656201 0.656201 4026.0
weighted avg 0.655841 0.655750 0.656201 4026.0
The result of Model Number:Dataset Number:Featuregroup Number:Rescale of 38 : 0 : 5 :
1

f1-score precision recall support
AFIB 0.638252 0.665245 0.613575 204.0
GSVT 0.587783 0.588812 0.595575 300.0
SB 0.632803 0.602657 0.666738 892.0
SR 0.559429 0.604487 0.521634 681.0
macro avg 0.604567 0.615300 0.599381 2077.0

micro avg 0.603662 0.603662 0.603662 2077.0
weighted avg 0.602778 0.607405 0.603662 2077.0
The result of Model Number:Dataset Number:Featuregroup Number:Rescale of 38 : 0 : 6 :
0

	f1-score	precision	recall	support
AFIB	0.688152	0.722535	0.657239	204.0
GSVT	0.708898	0.695761	0.722788	300.0
SB	0.725121	0.717812	0.732596	892.0
SR	0.705011	0.711308	0.698888	681.0
macro avg	0.706795	0.711854	0.702878	2077.0
micro avg	0.712726	0.712726	0.712726	2077.0
weighted avg	0.712553	0.712958	0.712726	2077.0

The result of Model Number:Dataset Number:Featuregroup Number:Rescale of 38 : 0 : 6 :
1

	f1-score	precision	recall	support
AFIB	0.646698	0.652452	0.641079	875.0
GSVT	0.660272	0.653026	0.667723	691.0
SB	0.710119	0.704590	0.715741	1553.0
SR	0.686521	0.696252	0.677061	907.0
macro avg	0.675902	0.676580	0.675401	4026.0
micro avg	0.682559	0.682559	0.682559	4026.0
weighted avg	0.682463	0.682530	0.682559	4026.0

The result of Model Number:Dataset Number:Featuregroup Number:Rescale of 38 : 0 : 7 :
0

	f1-score	precision	recall	support
AFIB	0.690536	0.703351	0.678351	204.0
GSVT	0.705720	0.702020	0.709474	300.0
SB	0.716987	0.714438	0.719558	892.0
SR	0.709605	0.710884	0.708362	681.0
macro avg	0.705712	0.707673	0.703936	2077.0
micro avg	0.710383	0.710383	0.710383	2077.0
weighted avg	0.710341	0.710390	0.710383	2077.0

The result of Model Number:Dataset Number:Featuregroup Number:Rescale of 38 : 0 : 7 :
1

	f1-score	precision	recall	support
AFIB	0.710937	0.724002	0.698422	204.0
GSVT	0.722878	0.718144	0.727695	300.0
SB	0.735244	0.731654	0.738870	892.0
SR	0.727644	0.730669	0.724654	681.0
macro avg	0.724176	0.726117	0.722410	2077.0
micro avg	0.728622	0.728622	0.728622	2077.0
weighted avg	0.728578	0.728628	0.728622	2077.0

The result of Model Number:Dataset Number:Featuregroup Number:Rescale of 38 : 0 : 8 :
0

f1-score precision recall support
AFIB 0.901903 0.919502 0.885121 204.0
GSVT 0.924382 0.912454 0.936687 300.0
SB 0.940115 0.930821 0.949601 892.0
SR 0.920465 0.933254 0.908028 681.0
macro avg 0.921716 0.924008 0.919859 2077.0
micro avg 0.927772 0.927772 0.927772 2077.0
weighted avg 0.927647 0.927854 0.927772 2077.0
The result of Model Number:Dataset Number:Featuregroup Number:Rescale of 38 : 0 : 8 :
1

f1-score precision recall support
AFIB 0.742147 0.721563 0.766276 875.0
GSVT 0.751835 0.783504 0.727254 691.0
SB 0.825917 0.825500 0.826346 1553.0
SR 0.805197 0.810236 0.800226 907.0
macro avg 0.781274 0.785201 0.780025 4026.0
micro avg 0.790398 0.790398 0.790398 4026.0
weighted avg 0.790328 0.792264 0.790398 4026.0
The result of Model Number:Dataset Number:Featuregroup Number:Rescale of 38 : 0 : 9 :
0

f1-score precision recall support
AFIB 0.691727 0.671798 0.758957 875.0
GSVT 0.762376 0.759941 0.764925 691.0
SB 0.643557 0.634073 0.653382 1553.0
SR 0.770583 0.785623 0.756204 907.0
macro avg 0.717061 0.712859 0.733367 4026.0
micro avg 0.718636 0.718636 0.718636 4026.0
weighted avg 0.703037 0.698017 0.718636 4026.0
The result of Model Number:Dataset Number:Featuregroup Number:Rescale of 38 : 0 : 9 :
1

f1-score precision recall support
AFIB 0.781667 0.785261 0.778146 875.0
GSVT 0.749177 0.753690 0.744742 691.0
SB 0.803615 0.767794 0.842981 1553.0
SR 0.687266 0.748179 0.635663 907.0
macro avg 0.755431 0.763731 0.750383 4026.0
micro avg 0.765323 0.765323 0.765323 4026.0
weighted avg 0.763290 0.764750 0.765323 4026.0
The result of Model Number:Dataset Number:Featuregroup Number:Rescale of 38 : 0 :
10 : 0

f1-score precision recall support
AFIB 0.682110 0.681294 0.683044 875.0
GSVT 0.695407 0.697799 0.693103 691.0
SB 0.736539 0.732002 0.741139 1553.0

SR 0.721551 0.728598 0.714718 907.0
macro avg 0.708902 0.709923 0.708001 4026.0
micro avg 0.714316 0.714316 0.714316 4026.0
weighted avg 0.714273 0.714344 0.714316 4026.0
The result of Model Number:Dataset Number:Featuregroup Number:Rescale of 38 : 0 :
10 : 1

f1-score precision recall support
AFIB 0.691159 0.698226 0.684292 875.0
GSVT 0.690951 0.680277 0.702047 691.0
SB 0.728861 0.724509 0.733272 1553.0
SR 0.709569 0.719067 0.700341 907.0
macro avg 0.705135 0.705519 0.704988 4026.0
micro avg 0.709849 0.709849 0.709849 4026.0
weighted avg 0.709814 0.709979 0.709849 4026.0
The result of Model Number:Dataset Number:Featuregroup Number:Rescale of 38 : 1 : 0 :
0

f1-score precision recall support
AFIB 0.877633 0.865294 0.890372 875.0
GSVT 0.896528 0.903255 0.889924 691.0
SB 0.953355 0.950553 0.956177 1553.0
SR 0.929872 0.942736 0.917369 907.0
macro avg 0.914347 0.915460 0.913461 4026.0
micro avg 0.921761 0.921761 0.921761 4026.0
weighted avg 0.921854 0.922144 0.921761 4026.0
The result of Model Number:Dataset Number:Featuregroup Number:Rescale of 38 : 1 : 0 :
1

f1-score precision recall support
AFIB 0.820478 0.822883 0.818149 875.0
GSVT 0.834054 0.823341 0.845157 691.0
SB 0.882707 0.880562 0.884867 1553.0
SR 0.860356 0.870566 0.850391 907.0
macro avg 0.849399 0.849338 0.849641 4026.0
micro avg 0.855784 0.855784 0.855784 4026.0
weighted avg 0.855796 0.855953 0.855784 4026.0
The result of Model Number:Dataset Number:Featuregroup Number:Rescale of 38 : 1 : 1 :
0

f1-score precision recall support
AFIB 0.783060 0.793649 0.773078 204.0
GSVT 0.812803 0.811484 0.814156 300.0
SB 0.830454 0.829348 0.831571 892.0
SR 0.821966 0.820913 0.823051 681.0
macro avg 0.812071 0.813848 0.810464 2077.0
micro avg 0.820517 0.820517 0.820517 2077.0
weighted avg 0.820467 0.820496 0.820517 2077.0

The result of Model Number:Dataset Number:Featuregroup Number:Rescale of 38 : 1 : 1 : 1

	f1-score	precision	recall	support
AFIB	0.713505	0.720455	0.706862	204.0
GSVT	0.730005	0.726653	0.733413	300.0
SB	0.740093	0.737547	0.742662	892.0
SR	0.733843	0.736690	0.731052	681.0
macro avg	0.729361	0.730336	0.728497	2077.0
micro avg	0.734003	0.734003	0.734003	2077.0
weighted avg	0.733975	0.734014	0.734003	2077.0

The result of Model Number:Dataset Number:Featuregroup Number:Rescale of 38 : 1 : 2 : 0

	f1-score	precision	recall	support
AFIB	0.747451	0.783687	0.714501	204.0
GSVT	0.778581	0.768407	0.789185	300.0
SB	0.799551	0.793471	0.805736	892.0
SR	0.777289	0.779611	0.775014	681.0
macro avg	0.775718	0.781294	0.771109	2077.0
micro avg	0.784312	0.784312	0.784312	2077.0
weighted avg	0.784106	0.784345	0.784312	2077.0

The result of Model Number:Dataset Number:Featuregroup Number:Rescale of 38 : 1 : 2 : 1

	f1-score	precision	recall	support
AFIB	0.694525	0.718814	0.672145	204.0
GSVT	0.723856	0.719444	0.728422	300.0
SB	0.738720	0.735685	0.741783	892.0
SR	0.731891	0.730823	0.732966	681.0
macro avg	0.722248	0.726191	0.718829	2077.0
micro avg	0.730122	0.730122	0.730122	2077.0
weighted avg	0.729993	0.730088	0.730122	2077.0

The result of Model Number:Dataset Number:Featuregroup Number:Rescale of 38 : 1 : 3 : 0

	f1-score	precision	recall	support
AFIB	0.737016	0.785037	0.694857	204.0
GSVT	0.769303	0.750394	0.789295	300.0
SB	0.791865	0.781693	0.802333	892.0
SR	0.771297	0.780507	0.762354	681.0
macro avg	0.767370	0.774408	0.762210	2077.0
micro avg	0.776785	0.776785	0.776785	2077.0
weighted avg	0.776475	0.777112	0.776785	2077.0

The result of Model Number:Dataset Number:Featuregroup Number:Rescale of 38 : 1 : 3 : 1

	f1-score	precision	recall	support
AFIB	0.721762	0.735157	0.709026	204.0

GSVT 0.737633 0.733765 0.741557 300.0
SB 0.749409 0.746745 0.752097 892.0
SR 0.741694 0.743031 0.740394 681.0
macro avg 0.737625 0.739675 0.735768 2077.0
micro avg 0.742507 0.742507 0.742507 2077.0
weighted avg 0.742463 0.742514 0.742507 2077.0
The result of Model Number:Dataset Number:Featuregroup Number:Rescale of 38 : 1 : 4 :
0

f1-score precision recall support

AFIB 0.770838 0.787007 0.755341 204.0
GSVT 0.788720 0.784053 0.793450 300.0
SB 0.807948 0.806056 0.809850 892.0
SR 0.801124 0.800894 0.801362 681.0
macro avg 0.792158 0.794502 0.790001 2077.0
micro avg 0.799344 0.799344 0.799344 2077.0
weighted avg 0.799288 0.799314 0.799344 2077.0
The result of Model Number:Dataset Number:Featuregroup Number:Rescale of 38 : 1 : 4 :
1

f1-score precision recall support

AFIB 0.840577 0.859603 0.822483 204.0
GSVT 0.862946 0.858721 0.867251 300.0
SB 0.880600 0.878057 0.883164 892.0
SR 0.874942 0.874564 0.875334 681.0
macro avg 0.864767 0.867736 0.862058 2077.0
micro avg 0.872338 0.872338 0.872338 2077.0
weighted avg 0.872264 0.872306 0.872338 2077.0
The result of Model Number:Dataset Number:Featuregroup Number:Rescale of 38 : 1 : 5 :
0

f1-score precision recall support

AFIB 0.857709 0.851322 0.864280 875.0
GSVT 0.873706 0.876825 0.870660 691.0
SB 0.927109 0.924912 0.929317 1553.0
SR 0.905951 0.914108 0.897972 907.0
macro avg 0.891119 0.891792 0.890557 4026.0
micro avg 0.898053 0.898053 0.898053 4026.0
weighted avg 0.898093 0.898231 0.898053 4026.0
The result of Model Number:Dataset Number:Featuregroup Number:Rescale of 38 : 1 : 5 :
1

f1-score precision recall support

AFIB 0.827579 0.836400 0.819077 204.0
GSVT 0.842798 0.838175 0.847566 300.0
SB 0.862253 0.860815 0.863700 892.0
SR 0.855065 0.856458 0.853688 681.0
macro avg 0.846924 0.847962 0.846008 2077.0

micro avg 0.853704 0.853704 0.853704 2077.0
weighted avg 0.853680 0.853718 0.853704 2077.0
The result of Model Number:Dataset Number:Featuregroup Number:Rescale of 38 : 1 : 6 :
0

	f1-score	precision	recall	support
AFIB	0.822335	0.815748	0.829126	875.0
GSVT	0.845045	0.846487	0.843707	691.0
SB	0.895882	0.893480	0.898304	1553.0
SR	0.871403	0.881548	0.861509	907.0
macro avg	0.858666	0.859316	0.858161	4026.0
micro avg	0.865609	0.865609	0.865609	4026.0
weighted avg	0.865657	0.865832	0.865609	4026.0

The result of Model Number:Dataset Number:Featuregroup Number:Rescale of 38 : 1 : 6 :
1

	f1-score	precision	recall	support
AFIB	0.691705	0.709220	0.675099	204.0
GSVT	0.706727	0.699042	0.714701	300.0
SB	0.726633	0.723007	0.730299	892.0
SR	0.715371	0.718580	0.712218	681.0
macro avg	0.710109	0.712462	0.708079	2077.0
micro avg	0.716696	0.716696	0.716696	2077.0
weighted avg	0.716635	0.716740	0.716696	2077.0

The result of Model Number:Dataset Number:Featuregroup Number:Rescale of 38 : 1 : 7 :
0

	f1-score	precision	recall	support
AFIB	0.768383	0.751876	0.785672	875.0
GSVT	0.795741	0.807281	0.784579	691.0
SB	0.847098	0.846937	0.847262	1553.0
SR	0.825867	0.835466	0.816490	907.0
macro avg	0.809272	0.810390	0.808501	4026.0
micro avg	0.816185	0.816185	0.816185	4026.0
weighted avg	0.816392	0.816886	0.816185	4026.0

The result of Model Number:Dataset Number:Featuregroup Number:Rescale of 38 : 1 : 7 :
1

	f1-score	precision	recall	support
AFIB	0.820341	0.829267	0.811844	204.0
GSVT	0.848102	0.844565	0.851806	300.0
SB	0.865481	0.864707	0.866257	892.0
SR	0.857302	0.857309	0.857302	681.0
macro avg	0.847806	0.848962	0.846802	2077.0
micro avg	0.855889	0.855889	0.855889	2077.0
weighted avg	0.855856	0.855891	0.855889	2077.0

The result of Model Number:Dataset Number:Featuregroup Number:Rescale of 38 : 1 : 8 :
0

f1-score precision recall support
AFIB 0.742265 0.757899 0.727381 204.0
GSVT 0.765343 0.758351 0.772483 300.0
SB 0.777843 0.776109 0.779587 892.0
SR 0.768599 0.769402 0.767805 681.0
macro avg 0.763512 0.765440 0.761814 2077.0
micro avg 0.769570 0.769570 0.769570 2077.0
weighted avg 0.769512 0.769556 0.769570 2077.0
The result of Model Number:Dataset Number:Featuregroup Number:Rescale of 38 : 1 : 8 :
1

f1-score precision recall support
AFIB 0.800979 0.806968 0.795108 204.0
GSVT 0.821445 0.817110 0.825827 300.0
SB 0.835308 0.834191 0.836430 892.0
SR 0.827951 0.829538 0.826371 681.0
macro avg 0.821420 0.821952 0.820934 2077.0
micro avg 0.827542 0.827542 0.827542 2077.0
weighted avg 0.827521 0.827524 0.827542 2077.0
The result of Model Number:Dataset Number:Featuregroup Number:Rescale of 38 : 1 : 9 :
0

f1-score precision recall support
AFIB 0.889542 0.897747 0.881701 204.0
GSVT 0.922063 0.922096 0.922055 300.0
SB 0.941374 0.939702 0.943060 892.0
SR 0.931383 0.931134 0.931655 681.0
macro avg 0.921090 0.922669 0.919618 2077.0
micro avg 0.930260 0.930260 0.930260 2077.0
weighted avg 0.930218 0.930229 0.930260 2077.0
The result of Model Number:Dataset Number:Featuregroup Number:Rescale of 38 : 1 : 9 :
1

f1-score precision recall support
AFIB 0.904014 0.912820 0.895597 204.0
GSVT 0.924919 0.920672 0.929237 300.0
SB 0.937701 0.934475 0.940956 892.0
SR 0.929782 0.933389 0.926247 681.0
macro avg 0.924104 0.925339 0.923009 2077.0
micro avg 0.929986 0.929986 0.929986 2077.0
weighted avg 0.929950 0.929998 0.929986 2077.0
The result of Model Number:Dataset Number:Featuregroup Number:Rescale of 38 : 1 :
10 : 0

f1-score precision recall support
AFIB 0.883652 0.888941 0.878471 204.0
GSVT 0.907192 0.904495 0.909911 300.0
SB 0.921084 0.919955 0.922218 892.0

SR 0.914369 0.915448 0.913300 681.0
macro avg 0.906574 0.907210 0.905975 2077.0
micro avg 0.913220 0.913220 0.913220 2077.0
weighted avg 0.913199 0.913198 0.913220 2077.0
The result of Model Number:Dataset Number:Featuregroup Number:Rescale of 38 : 1 :
10 : 1

f1-score precision recall support
AFIB 0.768606 0.784759 0.753135 875.0
GSVT 0.818476 0.821287 0.815723 691.0
SB 0.891741 0.887538 0.895988 1553.0
SR 0.844133 0.832891 0.855753 907.0
macro avg 0.830739 0.831619 0.830150 4026.0
micro avg 0.842100 0.842100 0.842100 4026.0
weighted avg 0.841679 0.841518 0.842100 4026.0

The result of Model Number:Dataset Number:Featuregroup Number:Rescale of 39 : 0 : 0 :
0

f1-score precision recall support
AFIB 0.647153 0.637409 0.662588 875.0
GSVT 0.617914 0.616116 0.623185 691.0
SB 0.659853 0.614878 0.717414 1553.0
SR 0.488794 0.653373 0.405025 907.0
macro avg 0.603429 0.630444 0.602053 4026.0
micro avg 0.618949 0.618949 0.618949 4026.0
weighted avg 0.611358 0.628659 0.618949 4026.0

The result of Model Number:Dataset Number:Featuregroup Number:Rescale of 39 : 0 : 0 :
1

f1-score precision recall support
AFIB 0.880479 0.890773 0.870589 204.0
GSVT 0.904700 0.900541 0.908924 300.0
SB 0.917509 0.914656 0.920387 892.0
SR 0.909608 0.912186 0.907083 681.0
macro avg 0.903074 0.904539 0.901746 2077.0
micro avg 0.909478 0.909478 0.909478 2077.0
weighted avg 0.909431 0.909462 0.909478 2077.0

The result of Model Number:Dataset Number:Featuregroup Number:Rescale of 39 : 0 : 1 :
0

f1-score precision recall support
AFIB 0.758937 0.793207 0.727752 204.0
GSVT 0.785333 0.776513 0.794499 300.0
SB 0.755461 0.722525 0.808355 892.0
SR 0.629403 0.634770 0.624233 681.0
macro avg 0.732284 0.731754 0.738710 2077.0
micro avg 0.738068 0.738068 0.738068 2077.0
weighted avg 0.718786 0.708492 0.738068 2077.0

The result of Model Number:Dataset Number:Featuregroup Number:Rescale of 39 : 0 : 1 :
1

	f1-score	precision	recall	support
AFIB	0.790129	0.803265	0.777597	204.0
GSVT	0.805280	0.799559	0.811144	300.0
SB	0.823958	0.819328	0.828660	892.0
SR	0.813461	0.818438	0.808570	681.0
macro avg	0.808207	0.810148	0.806493	2077.0
micro avg	0.814528	0.814528	0.814528	2077.0
weighted avg	0.814496	0.814603	0.814528	2077.0

The result of Model Number:Dataset Number:Featuregroup Number:Rescale of 39 : 0 : 2 :
0

	f1-score	precision	recall	support
AFIB	0.765780	0.763657	0.767971	875.0
GSVT	0.771840	0.775521	0.768270	691.0
SB	0.807981	0.805399	0.810582	1553.0
SR	0.795063	0.798903	0.791297	907.0
macro avg	0.785166	0.785870	0.784530	4026.0
micro avg	0.789714	0.789714	0.789714	4026.0
weighted avg	0.789696	0.789735	0.789714	4026.0

The result of Model Number:Dataset Number:Featuregroup Number:Rescale of 39 : 0 : 2 :
1

	f1-score	precision	recall	support
AFIB	0.733732	0.783465	0.690423	204.0
GSVT	0.691349	0.711861	0.672245	300.0
SB	0.722632	0.687942	0.761418	892.0
SR	0.641203	0.670314	0.615214	681.0
macro avg	0.697229	0.713396	0.684825	2077.0
micro avg	0.693628	0.693628	0.693628	2077.0
weighted avg	0.692505	0.694999	0.693628	2077.0

The result of Model Number:Dataset Number:Featuregroup Number:Rescale of 39 : 0 : 3 :
0

	f1-score	precision	recall	support
AFIB	0.827069	0.825738	0.828741	875.0
GSVT	0.846352	0.841941	0.850859	691.0
SB	0.884905	0.877408	0.892539	1553.0
SR	0.851125	0.870047	0.833295	907.0
macro avg	0.852363	0.853783	0.851359	4026.0
micro avg	0.858173	0.858173	0.858173	4026.0
weighted avg	0.858108	0.858432	0.858173	4026.0

The result of Model Number:Dataset Number:Featuregroup Number:Rescale of 39 : 0 : 3 :
1

	f1-score	precision	recall	support
AFIB	0.753403	0.742811	0.764339	875.0

GSVT 0.769624 0.775399 0.763955 691.0
SB 0.818407 0.816002 0.820830 1553.0
SR 0.798248 0.809291 0.787515 907.0
macro avg 0.784920 0.785876 0.784159 4026.0
micro avg 0.791285 0.791285 0.791285 4026.0
weighted avg 0.791365 0.791614 0.791285 4026.0
The result of Model Number:Dataset Number:Featuregroup Number:Rescale of 39 : 0 : 4 :
0

f1-score precision recall support
AFIB 0.841579 0.864678 0.819744 204.0
GSVT 0.860613 0.847392 0.874335 300.0
SB 0.879522 0.871014 0.888198 892.0
SR 0.857293 0.868005 0.846847 681.0
macro avg 0.859751 0.862772 0.857281 2077.0
micro avg 0.865914 0.865914 0.865914 2077.0
weighted avg 0.865775 0.865993 0.865914 2077.0
The result of Model Number:Dataset Number:Featuregroup Number:Rescale of 39 : 0 : 4 :
1

f1-score precision recall support
AFIB 0.688688 0.683210 0.694321 875.0
GSVT 0.661382 0.648806 0.674509 691.0
SB 0.694144 0.640755 0.757250 1553.0
SR 0.531521 0.679628 0.436515 907.0
macro avg 0.643934 0.663100 0.640649 4026.0
micro avg 0.657115 0.657115 0.657115 4026.0
weighted avg 0.650699 0.660121 0.657115 4026.0
The result of Model Number:Dataset Number:Featuregroup Number:Rescale of 39 : 0 : 5 :
0

f1-score precision recall support
AFIB 0.801057 0.791092 0.811366 875.0
GSVT 0.826137 0.836482 0.816127 691.0
SB 0.881373 0.880418 0.882336 1553.0
SR 0.857601 0.861999 0.853252 907.0
macro avg 0.841542 0.842498 0.840770 4026.0
micro avg 0.848996 0.848996 0.848996 4026.0
weighted avg 0.849081 0.849314 0.848996 4026.0
The result of Model Number:Dataset Number:Featuregroup Number:Rescale of 39 : 0 : 5 :
1

f1-score precision recall support
AFIB 0.572892 0.568574 0.650225 204.0
GSVT 0.694519 0.690407 0.698687 300.0
SB 0.568020 0.566834 0.569213 892.0
SR 0.702507 0.701383 0.703644 681.0
macro avg 0.634484 0.631799 0.655442 2077.0

micro avg 0.639948 0.639948 0.639948 2077.0
weighted avg 0.630865 0.628969 0.639948 2077.0
The result of Model Number:Dataset Number:Featuregroup Number:Rescale of 39 : 0 : 6 :
0

f1-score precision recall support
AFIB 0.735413 0.742030 0.729143 875.0
GSVT 0.750393 0.735178 0.766429 691.0
SB 0.795797 0.786944 0.804947 1553.0
SR 0.764219 0.786935 0.742956 907.0
macro avg 0.761455 0.762772 0.760869 4026.0
micro avg 0.767896 0.767896 0.767896 4026.0
weighted avg 0.767766 0.768296 0.767896 4026.0

The result of Model Number:Dataset Number:Featuregroup Number:Rescale of 39 : 0 : 6 :
1

f1-score precision recall support
AFIB 0.853092 0.847326 0.859052 875.0
GSVT 0.873904 0.874252 0.873669 691.0
SB 0.928345 0.925976 0.930736 1553.0
SR 0.903068 0.913157 0.893211 907.0
macro avg 0.889602 0.890178 0.889167 4026.0
micro avg 0.896908 0.896908 0.896908 4026.0
weighted avg 0.896951 0.897117 0.896908 4026.0

The result of Model Number:Dataset Number:Featuregroup Number:Rescale of 39 : 0 : 7 :
0

f1-score precision recall support
AFIB 0.846381 0.882178 0.813658 204.0
GSVT 0.779456 0.780820 0.789788 300.0
SB 0.839156 0.799179 0.884157 892.0
SR 0.741855 0.801606 0.691736 681.0
macro avg 0.801712 0.815946 0.794835 2077.0
micro avg 0.800512 0.800512 0.800512 2077.0
weighted avg 0.799340 0.805475 0.800512 2077.0

The result of Model Number:Dataset Number:Featuregroup Number:Rescale of 39 : 0 : 7 :
1

f1-score precision recall support
AFIB 0.683947 0.686256 0.681677 875.0
GSVT 0.682141 0.677336 0.687076 691.0
SB 0.717737 0.711076 0.724530 1553.0
SR 0.690451 0.703757 0.677673 907.0
macro avg 0.693569 0.694606 0.692739 4026.0
micro avg 0.698232 0.698232 0.698232 4026.0
weighted avg 0.698136 0.698242 0.698232 4026.0

The result of Model Number:Dataset Number:Featuregroup Number:Rescale of 39 : 0 : 8 :
0

f1-score precision recall support
AFIB 0.780714 0.771462 0.790255 875.0
GSVT 0.791826 0.799480 0.784394 691.0
SB 0.840391 0.837176 0.843637 1553.0
SR 0.820798 0.830268 0.811566 907.0
macro avg 0.808432 0.809597 0.807463 4026.0
micro avg 0.814642 0.814642 0.814642 4026.0
weighted avg 0.814671 0.814868 0.814642 4026.0
The result of Model Number:Dataset Number:Featuregroup Number:Rescale of 39 : 0 : 8 :
1

f1-score precision recall support
AFIB 0.730745 0.719823 0.742031 875.0
GSVT 0.744756 0.751125 0.738505 691.0
SB 0.795754 0.793014 0.798519 1553.0
SR 0.772463 0.783984 0.761302 907.0
macro avg 0.760930 0.761987 0.760089 4026.0
micro avg 0.767557 0.767557 0.767557 4026.0
weighted avg 0.767625 0.767883 0.767557 4026.0
The result of Model Number:Dataset Number:Featuregroup Number:Rescale of 39 : 0 : 9 :
0

f1-score precision recall support
AFIB 0.848171 0.857872 0.839015 204.0
GSVT 0.868024 0.862888 0.873237 300.0
SB 0.833287 0.802507 0.885244 892.0
SR 0.698997 0.702380 0.695664 681.0
macro avg 0.812120 0.806412 0.823290 2077.0
micro avg 0.816810 0.816810 0.816810 2077.0
weighted avg 0.795736 0.783837 0.816810 2077.0
The result of Model Number:Dataset Number:Featuregroup Number:Rescale of 39 : 0 : 9 :
1

f1-score precision recall support
AFIB 0.767543 0.784900 0.750960 875.0
GSVT 0.813770 0.817233 0.810384 691.0
SB 0.883585 0.879421 0.887794 1553.0
SR 0.837185 0.824343 0.850468 907.0
macro avg 0.825521 0.826474 0.824902 4026.0
micro avg 0.836360 0.836360 0.836360 4026.0
weighted avg 0.835929 0.835796 0.836360 4026.0
The result of Model Number:Dataset Number:Featuregroup Number:Rescale of 39 : 0 :
10 : 0

f1-score precision recall support
AFIB 0.841541 0.845409 0.837749 875.0
GSVT 0.806561 0.811421 0.801787 691.0
SB 0.865169 0.826604 0.907551 1553.0

SR 0.739909 0.805487 0.684353 907.0
macro avg 0.813295 0.822231 0.807860 4026.0
micro avg 0.823944 0.823944 0.823944 4026.0
weighted avg 0.821755 0.823328 0.823944 4026.0
The result of Model Number:Dataset Number:Featuregroup Number:Rescale of 39 : 0 :
10 : 1

f1-score precision recall support
AFIB 0.678098 0.714985 0.645004 204.0
GSVT 0.711878 0.701111 0.723009 300.0
SB 0.728795 0.724054 0.733609 892.0
SR 0.719803 0.720452 0.719173 681.0
macro avg 0.709644 0.715151 0.705199 2077.0
micro avg 0.718642 0.718642 0.718642 2077.0
weighted avg 0.718424 0.718669 0.718642 2077.0
The result of Model Number:Dataset Number:Featuregroup Number:Rescale of 39 : 1 : 0 :
0

f1-score precision recall support
AFIB 0.710983 0.712215 0.709766 875.0
GSVT 0.719604 0.711335 0.728126 691.0
SB 0.757768 0.748631 0.767134 1553.0
SR 0.721749 0.743618 0.701146 907.0
macro avg 0.727526 0.728950 0.726543 4026.0
micro avg 0.733105 0.733105 0.733105 4026.0
weighted avg 0.732935 0.733186 0.733105 4026.0
The result of Model Number:Dataset Number:Featuregroup Number:Rescale of 39 : 1 : 0 :
1

f1-score precision recall support
AFIB 0.796163 0.799068 0.793331 875.0
GSVT 0.809924 0.799377 0.820821 691.0
SB 0.853741 0.844338 0.863361 1553.0
SR 0.809102 0.831453 0.787965 907.0
macro avg 0.817232 0.818559 0.816370 4026.0
micro avg 0.823854 0.823854 0.823854 4026.0
weighted avg 0.823650 0.823879 0.823854 4026.0
The result of Model Number:Dataset Number:Featuregroup Number:Rescale of 39 : 1 : 1 :
0

f1-score precision recall support
AFIB 0.852108 0.845590 0.858839 875.0
GSVT 0.871714 0.876480 0.867050 691.0
SB 0.923074 0.922428 0.923728 1553.0
SR 0.898556 0.902914 0.894286 907.0
macro avg 0.886363 0.886853 0.885976 4026.0
micro avg 0.893265 0.893265 0.893265 4026.0
weighted avg 0.893312 0.893446 0.893265 4026.0

The result of Model Number:Dataset Number:Featuregroup Number:Rescale of 39 : 1 : 1 : 1

	f1-score	precision	recall	support
AFIB	0.754682	0.761433	0.748143	875.0
GSVT	0.769095	0.754471	0.784445	691.0
SB	0.816331	0.809259	0.823530	1553.0
SR	0.782802	0.800800	0.765629	907.0
macro avg	0.780727	0.781491	0.780437	4026.0
micro avg	0.787393	0.787393	0.787393	4026.0
weighted avg	0.787271	0.787555	0.787393	4026.0

The result of Model Number:Dataset Number:Featuregroup Number:Rescale of 39 : 1 : 2 : 0

	f1-score	precision	recall	support
AFIB	0.848507	0.850147	0.846938	875.0
GSVT	0.822060	0.818449	0.825752	691.0
SB	0.858955	0.806747	0.918411	1553.0
SR	0.691338	0.801060	0.608217	907.0
macro avg	0.805215	0.819101	0.799829	4026.0
micro avg	0.817091	0.817091	0.817091	4026.0
weighted avg	0.812590	0.816907	0.817091	4026.0

The result of Model Number:Dataset Number:Featuregroup Number:Rescale of 39 : 1 : 2 : 1

	f1-score	precision	recall	support
AFIB	0.780680	0.799238	0.763051	204.0
GSVT	0.800947	0.797856	0.804146	300.0
SB	0.820794	0.818963	0.822634	892.0
SR	0.810468	0.808837	0.812134	681.0
macro avg	0.803222	0.806223	0.800491	2077.0
micro avg	0.810669	0.810669	0.810669	2077.0
weighted avg	0.810602	0.810657	0.810669	2077.0

The result of Model Number:Dataset Number:Featuregroup Number:Rescale of 39 : 1 : 3 : 0

	f1-score	precision	recall	support
AFIB	0.769884	0.784032	0.756331	204.0
GSVT	0.782815	0.777689	0.788031	300.0
SB	0.796206	0.792318	0.800133	892.0
SR	0.787976	0.791252	0.784738	681.0
macro avg	0.784220	0.786323	0.782308	2077.0
micro avg	0.789035	0.789035	0.789035	2077.0
weighted avg	0.788988	0.789042	0.789035	2077.0

The result of Model Number:Dataset Number:Featuregroup Number:Rescale of 39 : 1 : 3 : 1

	f1-score	precision	recall	support
AFIB	0.686426	0.689561	0.683357	875.0

GSVT 0.697869 0.691967 0.703923 691.0
SB 0.737662 0.730129 0.745355 1553.0
SR 0.699591 0.714339 0.685477 907.0
macro avg 0.705387 0.706499 0.704528 4026.0
micro avg 0.711280 0.711280 0.711280 4026.0
weighted avg 0.711120 0.711205 0.711280 4026.0
The result of Model Number:Dataset Number:Featuregroup Number:Rescale of 39 : 1 : 4 :
0

f1-score precision recall support
AFIB 0.742018 0.761444 0.723897 204.0
GSVT 0.698188 0.718480 0.679391 300.0
SB 0.736738 0.710799 0.764655 892.0
SR 0.667763 0.689509 0.647480 681.0
macro avg 0.711177 0.720058 0.703856 2077.0
micro avg 0.709917 0.709917 0.709917 2077.0
weighted avg 0.709073 0.709902 0.709917 2077.0
The result of Model Number:Dataset Number:Featuregroup Number:Rescale of 39 : 1 : 4 :
1

f1-score precision recall support
AFIB 0.790193 0.806323 0.775044 204.0
GSVT 0.818886 0.811771 0.826276 300.0
SB 0.834630 0.833140 0.836127 892.0
SR 0.826861 0.827354 0.826374 681.0
macro avg 0.817643 0.819647 0.815955 2077.0
micro avg 0.825507 0.825507 0.825507 2077.0
weighted avg 0.825444 0.825523 0.825507 2077.0
The result of Model Number:Dataset Number:Featuregroup Number:Rescale of 39 : 1 : 5 :
0

f1-score precision recall support
AFIB 0.871742 0.874550 0.869033 875.0
GSVT 0.883998 0.869963 0.898573 691.0
SB 0.931435 0.923658 0.939351 1553.0
SR 0.884615 0.907082 0.863266 907.0
macro avg 0.892947 0.893813 0.892556 4026.0
micro avg 0.899929 0.899929 0.899929 4026.0
weighted avg 0.899772 0.900035 0.899929 4026.0
The result of Model Number:Dataset Number:Featuregroup Number:Rescale of 39 : 1 : 5 :
1

f1-score precision recall support
AFIB 0.730556 0.747246 0.714780 204.0
GSVT 0.763744 0.758990 0.768577 300.0
SB 0.780239 0.777819 0.782685 892.0
SR 0.771303 0.771660 0.770968 681.0
macro avg 0.761461 0.763929 0.759253 2077.0

micro avg 0.770136 0.770136 0.770136 2077.0
weighted avg 0.770047 0.770077 0.770136 2077.0
The result of Model Number:Dataset Number:Featuregroup Number:Rescale of 39 : 1 : 6 :
0

	f1-score	precision	recall	support
AFIB	0.812768	0.833038	0.793523	875.0
GSVT	0.864643	0.867958	0.861394	691.0
SB	0.936336	0.931802	0.940917	1553.0
SR	0.887230	0.872442	0.902586	907.0
macro avg	0.875244	0.876310	0.874605	4026.0
micro avg	0.886598	0.886598	0.886598	4026.0
weighted avg	0.886112	0.886006	0.886598	4026.0

The result of Model Number:Dataset Number:Featuregroup Number:Rescale of 39 : 1 : 6 :
1

	f1-score	precision	recall	support
AFIB	0.654756	0.659946	0.649664	875.0
GSVT	0.663057	0.660134	0.666029	691.0
SB	0.705083	0.702296	0.707898	1553.0
SR	0.687757	0.689700	0.685858	907.0
macro avg	0.677663	0.678019	0.677362	4026.0
micro avg	0.683090	0.683090	0.683090	4026.0
weighted avg	0.683029	0.683018	0.683090	4026.0

The result of Model Number:Dataset Number:Featuregroup Number:Rescale of 39 : 1 : 7 :
0

	f1-score	precision	recall	support
AFIB	0.752470	0.736390	0.769311	875.0
GSVT	0.779230	0.791146	0.767738	691.0
SB	0.830658	0.830767	0.830551	1553.0
SR	0.809258	0.817638	0.801050	907.0
macro avg	0.792904	0.793985	0.792163	4026.0
micro avg	0.799814	0.799814	0.799814	4026.0
weighted avg	0.800017	0.800498	0.799814	4026.0

The result of Model Number:Dataset Number:Featuregroup Number:Rescale of 39 : 1 : 7 :
1

	f1-score	precision	recall	support
AFIB	0.807978	0.802517	0.813623	875.0
GSVT	0.827690	0.828019	0.827467	691.0
SB	0.879252	0.877008	0.881516	1553.0
SR	0.855311	0.864867	0.845975	907.0
macro avg	0.842558	0.843103	0.842145	4026.0
micro avg	0.849477	0.849477	0.849477	4026.0
weighted avg	0.849518	0.849675	0.849477	4026.0

The result of Model Number:Dataset Number:Featuregroup Number:Rescale of 39 : 1 : 8 :
0

f1-score precision recall support
AFIB 0.904302 0.912643 0.896331 204.0
GSVT 0.937362 0.937396 0.937354 300.0
SB 0.956993 0.955294 0.958708 892.0
SR 0.946837 0.946584 0.947114 681.0
macro avg 0.936374 0.937979 0.934877 2077.0
micro avg 0.945695 0.945695 0.945695 2077.0
weighted avg 0.945653 0.945664 0.945695 2077.0
The result of Model Number:Dataset Number:Featuregroup Number:Rescale of 39 : 1 : 8 :
1

f1-score precision recall support
AFIB 0.886017 0.891811 0.880353 204.0
GSVT 0.908216 0.906124 0.910328 300.0
SB 0.924428 0.923094 0.925773 892.0
SR 0.917142 0.918100 0.916202 681.0
macro avg 0.908951 0.909782 0.908164 2077.0
micro avg 0.915943 0.915943 0.915943 2077.0
weighted avg 0.915925 0.915933 0.915943 2077.0
The result of Model Number:Dataset Number:Featuregroup Number:Rescale of 39 : 1 : 9 :
0

f1-score precision recall support
AFIB 0.728307 0.789106 0.677659 204.0
GSVT 0.781194 0.771371 0.791589 300.0
SB 0.801137 0.789913 0.812777 892.0
SR 0.779283 0.782934 0.776046 681.0
macro avg 0.772480 0.783331 0.764518 2077.0
micro avg 0.784402 0.784402 0.784402 2077.0
weighted avg 0.783938 0.784867 0.784402 2077.0
The result of Model Number:Dataset Number:Featuregroup Number:Rescale of 39 : 1 : 9 :
1

f1-score precision recall support
AFIB 0.713769 0.705132 0.722653 875.0
GSVT 0.723431 0.730848 0.716219 691.0
SB 0.768357 0.765857 0.770880 1553.0
SR 0.751551 0.759274 0.744010 907.0
macro avg 0.739277 0.740278 0.738441 4026.0
micro avg 0.744964 0.744964 0.744964 4026.0
weighted avg 0.744996 0.745167 0.744964 4026.0
The result of Model Number:Dataset Number:Featuregroup Number:Rescale of 39 : 1 :
10 : 0

f1-score precision recall support
AFIB 0.714961 0.716424 0.713581 204.0
GSVT 0.730686 0.727846 0.733600 300.0
SB 0.746907 0.745910 0.747910 892.0

SR 0.741421 0.743612 0.739244 681.0
macro avg 0.733493 0.733448 0.733584 2077.0
micro avg 0.739630 0.739630 0.739630 2077.0
weighted avg 0.739627 0.739651 0.739630 2077.0
The result of Model Number:Dataset Number:Featuregroup Number:Rescale of 39 : 1 :

10 : 1

f1-score precision recall support

AFIB 0.883705 0.923610 0.847394 204.0
GSVT 0.914441 0.904171 0.925113 300.0
SB 0.879658 0.841307 0.941247 892.0
SR 0.732876 0.739125 0.726856 681.0
macro avg 0.852670 0.852053 0.860153 2077.0
micro avg 0.859405 0.859405 0.859405 2077.0
weighted avg 0.836953 0.824967 0.859405 2077.0

The result of Model Number:Dataset Number:Featuregroup Number:Rescale of 40 : 0 : 0 : 0

f1-score precision recall support

AFIB 0.839842 0.835613 0.844151 875.0
GSVT 0.856201 0.860345 0.852109 691.0
SB 0.911906 0.909807 0.914017 1553.0
SR 0.889077 0.893834 0.884380 907.0
macro avg 0.874256 0.874900 0.873664 4026.0
micro avg 0.881530 0.881530 0.881530 4026.0
weighted avg 0.881540 0.881594 0.881530 4026.0

The result of Model Number:Dataset Number:Featuregroup Number:Rescale of 40 : 0 : 0 : 1

f1-score precision recall support

AFIB 0.773815 0.775873 0.771815 875.0
GSVT 0.788695 0.783139 0.794378 691.0
SB 0.833744 0.825243 0.842439 1553.0
SR 0.795632 0.812962 0.779054 907.0
macro avg 0.797972 0.799305 0.796921 4026.0
micro avg 0.804561 0.804561 0.804561 4026.0
weighted avg 0.804401 0.804520 0.804561 4026.0

The result of Model Number:Dataset Number:Featuregroup Number:Rescale of 40 : 0 : 1 : 0

f1-score precision recall support

AFIB 0.740431 0.764165 0.718349 204.0
GSVT 0.762583 0.749463 0.776283 300.0
SB 0.775774 0.768106 0.783600 892.0
SR 0.755032 0.764480 0.745831 681.0
macro avg 0.758455 0.761553 0.756016 2077.0
micro avg 0.763751 0.763751 0.763751 2077.0
weighted avg 0.763597 0.763837 0.763751 2077.0

The result of Model Number:Dataset Number:Featuregroup Number:Rescale of 40 : 0 : 1 :
1

	f1-score	precision	recall	support
AFIB	0.658142	0.656239	0.660116	875.0
GSVT	0.670340	0.669794	0.670932	691.0
SB	0.711998	0.709049	0.714977	1553.0
SR	0.690623	0.698210	0.683236	907.0
macro avg	0.682776	0.683323	0.682315	4026.0
micro avg	0.688343	0.688343	0.688343	4026.0
weighted avg	0.688327	0.688392	0.688343	4026.0

The result of Model Number:Dataset Number:Featuregroup Number:Rescale of 40 : 0 : 2 :
0

	f1-score	precision	recall	support
AFIB	0.828722	0.821313	0.836303	875.0
GSVT	0.842028	0.845360	0.838753	691.0
SB	0.897782	0.896116	0.899458	1553.0
SR	0.875032	0.883121	0.867122	907.0
macro avg	0.860891	0.861477	0.860409	4026.0
micro avg	0.868028	0.868028	0.868028	4026.0
weighted avg	0.868078	0.868219	0.868028	4026.0

The result of Model Number:Dataset Number:Featuregroup Number:Rescale of 40 : 0 : 2 :
1

	f1-score	precision	recall	support
AFIB	0.705620	0.708259	0.703300	875.0
GSVT	0.721503	0.728464	0.714819	691.0
SB	0.767183	0.759137	0.775462	1553.0
SR	0.740617	0.747135	0.734466	907.0
macro avg	0.733731	0.735749	0.732012	4026.0
micro avg	0.740134	0.740134	0.740134	4026.0
weighted avg	0.739978	0.740111	0.740134	4026.0

The result of Model Number:Dataset Number:Featuregroup Number:Rescale of 40 : 0 : 3 :
0

	f1-score	precision	recall	support
AFIB	0.913522	0.926997	0.900532	204.0
GSVT	0.935947	0.932274	0.939681	300.0
SB	0.956734	0.954816	0.958664	892.0
SR	0.949948	0.950091	0.949814	681.0
macro avg	0.939038	0.941045	0.937173	2077.0
micro avg	0.947311	0.947311	0.947311	2077.0
weighted avg	0.947263	0.947279	0.947311	2077.0

The result of Model Number:Dataset Number:Featuregroup Number:Rescale of 40 : 0 : 3 :
1

	f1-score	precision	recall	support
AFIB	0.721172	0.714411	0.728154	875.0

GSVT 0.683740 0.667305 0.734002 691.0
SB 0.790617 0.787714 0.793564 1553.0
SR 0.614928 0.619240 0.610683 907.0
macro avg 0.702614 0.697168 0.716601 4026.0
micro avg 0.727925 0.727925 0.727925 4026.0
weighted avg 0.717600 0.713161 0.727925 4026.0
The result of Model Number:Dataset Number:Featuregroup Number:Rescale of 40 : 0 : 4 :
0

f1-score precision recall support
AFIB 0.688422 0.717164 0.662020 875.0
GSVT 0.743736 0.739971 0.747630 691.0
SB 0.815529 0.810940 0.820193 1553.0
SR 0.763621 0.746664 0.781378 907.0
macro avg 0.752827 0.753685 0.752805 4026.0
micro avg 0.764617 0.764617 0.764617 4026.0
weighted avg 0.763888 0.763898 0.764617 4026.0
The result of Model Number:Dataset Number:Featuregroup Number:Rescale of 40 : 0 : 4 :
1

f1-score precision recall support
AFIB 0.658097 0.729182 0.599761 204.0
GSVT 0.762875 0.750468 0.775819 300.0
SB 0.813559 0.809855 0.817298 892.0
SR 0.793901 0.783799 0.804279 681.0
macro avg 0.757108 0.768326 0.749289 2077.0
micro avg 0.785672 0.785672 0.785672 2077.0
weighted avg 0.784524 0.784810 0.785672 2077.0
The result of Model Number:Dataset Number:Featuregroup Number:Rescale of 40 : 0 : 5 :
0

f1-score precision recall support
AFIB 0.800579 0.798116 0.803107 875.0
GSVT 0.780171 0.783997 0.776506 691.0
SB 0.820178 0.786142 0.857303 1553.0
SR 0.705832 0.770102 0.651518 907.0
macro avg 0.776690 0.784589 0.772108 4026.0
micro avg 0.785296 0.785296 0.785296 4026.0
weighted avg 0.783291 0.784763 0.785296 4026.0
The result of Model Number:Dataset Number:Featuregroup Number:Rescale of 40 : 0 : 5 :
1

f1-score precision recall support
AFIB 0.849167 0.852343 0.846375 875.0
GSVT 0.868281 0.876658 0.860237 691.0
SB 0.923254 0.913571 0.933217 1553.0
SR 0.891283 0.899127 0.883881 907.0
macro avg 0.882996 0.885425 0.880927 4026.0

micro avg 0.890702 0.890702 0.890702 4026.0
weighted avg 0.890514 0.890674 0.890702 4026.0
The result of Model Number:Dataset Number:Featuregroup Number:Rescale of 40 : 0 : 6 :
0

	f1-score	precision	recall	support
AFIB	0.727369	0.734454	0.720597	204.0
GSVT	0.744190	0.740772	0.747664	300.0
SB	0.754474	0.751878	0.757093	892.0
SR	0.748102	0.751004	0.745257	681.0
macro avg	0.743534	0.744527	0.742653	2077.0
micro avg	0.748266	0.748266	0.748266	2077.0
weighted avg	0.748237	0.748276	0.748266	2077.0

The result of Model Number:Dataset Number:Featuregroup Number:Rescale of 40 : 0 : 6 :
1

	f1-score	precision	recall	support
AFIB	0.690238	0.752751	0.638462	204.0
GSVT	0.801147	0.791993	0.810763	300.0
SB	0.849569	0.847394	0.851759	892.0
SR	0.828768	0.817545	0.840327	681.0
macro avg	0.792431	0.802421	0.785328	2077.0
micro avg	0.821140	0.821140	0.821140	2077.0
weighted avg	0.820106	0.820310	0.821140	2077.0

The result of Model Number:Dataset Number:Featuregroup Number:Rescale of 40 : 0 : 7 :
0

	f1-score	precision	recall	support
AFIB	0.743471	0.737867	0.843830	204.0
GSVT	0.901312	0.895976	0.906722	300.0
SB	0.737148	0.735609	0.738697	892.0
SR	0.911679	0.910220	0.913154	681.0
macro avg	0.823403	0.819918	0.850601	2077.0
micro avg	0.830493	0.830493	0.830493	2077.0
weighted avg	0.818705	0.816245	0.830493	2077.0

The result of Model Number:Dataset Number:Featuregroup Number:Rescale of 40 : 0 : 7 :
1

	f1-score	precision	recall	support
AFIB	0.870812	0.865937	0.875785	875.0
GSVT	0.877904	0.883083	0.872839	691.0
SB	0.924799	0.921905	0.927715	1553.0
SR	0.906491	0.912488	0.900593	907.0
macro avg	0.895002	0.895853	0.894233	4026.0
micro avg	0.900900	0.900900	0.900900	4026.0
weighted avg	0.900893	0.900956	0.900900	4026.0

The result of Model Number:Dataset Number:Featuregroup Number:Rescale of 40 : 0 : 8 :
0

f1-score precision recall support
AFIB 0.853553 0.866353 0.841369 204.0
GSVT 0.884376 0.882028 0.886742 300.0
SB 0.905325 0.904119 0.906543 892.0
SR 0.896470 0.895315 0.897659 681.0
macro avg 0.884931 0.886954 0.883078 2077.0
micro avg 0.894368 0.894368 0.894368 2077.0
weighted avg 0.894311 0.894332 0.894368 2077.0
The result of Model Number:Dataset Number:Featuregroup Number:Rescale of 40 : 0 : 8 :
1

f1-score precision recall support
AFIB 0.660846 0.656524 0.665282 875.0
GSVT 0.680487 0.686277 0.674885 691.0
SB 0.724470 0.722893 0.726057 1553.0
SR 0.706815 0.709653 0.704010 907.0
macro avg 0.693155 0.693837 0.692558 4026.0
micro avg 0.699098 0.699098 0.699098 4026.0
weighted avg 0.699116 0.699201 0.699098 4026.0
The result of Model Number:Dataset Number:Featuregroup Number:Rescale of 40 : 0 : 9 :
0

f1-score precision recall support
AFIB 0.730626 0.758449 0.704933 204.0
GSVT 0.753904 0.746306 0.761692 300.0
SB 0.768994 0.765166 0.772872 892.0
SR 0.759705 0.760183 0.759253 681.0
macro avg 0.753307 0.757526 0.749687 2077.0
micro avg 0.760119 0.760119 0.760119 2077.0
weighted avg 0.760000 0.760148 0.760119 2077.0
The result of Model Number:Dataset Number:Featuregroup Number:Rescale of 40 : 0 : 9 :
1

f1-score precision recall support
AFIB 0.646971 0.682164 0.615395 204.0
GSVT 0.679200 0.668927 0.689820 300.0
SB 0.695340 0.690817 0.699933 892.0
SR 0.686761 0.687380 0.686160 681.0
macro avg 0.677068 0.682322 0.672827 2077.0
micro avg 0.685653 0.685653 0.685653 2077.0
weighted avg 0.685445 0.685678 0.685653 2077.0
The result of Model Number:Dataset Number:Featuregroup Number:Rescale of 40 : 0 :
10 : 0

f1-score precision recall support
AFIB 0.763519 0.756443 0.770772 875.0
GSVT 0.777231 0.781452 0.773069 691.0
SB 0.823521 0.821622 0.825429 1553.0

SR 0.804334 0.811756 0.797071 907.0
macro avg 0.792151 0.792818 0.791585 4026.0
micro avg 0.798174 0.798174 0.798174 4026.0
weighted avg 0.798213 0.798339 0.798174 4026.0
The result of Model Number:Dataset Number:Featuregroup Number:Rescale of 40 : 0 :

10 : 1

f1-score precision recall support

AFIB 0.698011 0.712014 0.684688 204.0
GSVT 0.714188 0.706764 0.721807 300.0
SB 0.727397 0.724567 0.730251 892.0
SR 0.719753 0.722756 0.716791 681.0
macro avg 0.714837 0.716525 0.713384 2077.0
micro avg 0.720143 0.720143 0.720143 2077.0
weighted avg 0.720097 0.720169 0.720143 2077.0

The result of Model Number:Dataset Number:Featuregroup Number:Rescale of 40 : 1 : 0 :
0

f1-score precision recall support

AFIB 0.771059 0.782882 0.759715 204.0
GSVT 0.789342 0.782645 0.796188 300.0
SB 0.803073 0.800481 0.805684 892.0
SR 0.794821 0.797771 0.791902 681.0
macro avg 0.789574 0.790945 0.788372 2077.0
micro avg 0.795279 0.795279 0.795279 2077.0
weighted avg 0.795240 0.795288 0.795279 2077.0

The result of Model Number:Dataset Number:Featuregroup Number:Rescale of 40 : 1 : 0 :
1

f1-score precision recall support

AFIB 0.634492 0.625483 0.643835 875.0
GSVT 0.657502 0.665890 0.649422 691.0
SB 0.698744 0.697718 0.699779 1553.0
SR 0.681336 0.686447 0.676303 907.0
macro avg 0.668019 0.668885 0.667335 4026.0
micro avg 0.673688 0.673688 0.673688 4026.0
weighted avg 0.673779 0.674017 0.673688 4026.0

The result of Model Number:Dataset Number:Featuregroup Number:Rescale of 40 : 1 : 1 :
0

f1-score precision recall support

AFIB 0.683057 0.677832 0.688453 875.0
GSVT 0.698773 0.702594 0.695034 691.0
SB 0.739944 0.739426 0.740469 1553.0
SR 0.720290 0.723784 0.716867 907.0
macro avg 0.710516 0.710909 0.710206 4026.0
micro avg 0.716049 0.716049 0.716049 4026.0
weighted avg 0.716086 0.716194 0.716049 4026.0

The result of Model Number:Dataset Number:Featuregroup Number:Rescale of 40 : 1 : 1 : 1

	f1-score	precision	recall	support
AFIB	0.847379	0.887949	0.810554	204.0
GSVT	0.892519	0.882964	0.902315	300.0
SB	0.911476	0.906441	0.916580	892.0
SR	0.901180	0.900398	0.901978	681.0
macro avg	0.888138	0.894438	0.882857	2077.0
micro avg	0.899318	0.899318	0.899318	2077.0
weighted avg	0.899067	0.899253	0.899318	2077.0

The result of Model Number:Dataset Number:Featuregroup Number:Rescale of 40 : 1 : 2 : 0

	f1-score	precision	recall	support
AFIB	0.678263	0.662455	0.694953	875.0
GSVT	0.651108	0.658265	0.644149	691.0
SB	0.685187	0.640942	0.736010	1553.0
SR	0.548385	0.658505	0.470112	907.0
macro avg	0.640736	0.655042	0.636306	4026.0
micro avg	0.651417	0.651417	0.651417	4026.0
weighted avg	0.647014	0.652547	0.651417	4026.0

The result of Model Number:Dataset Number:Featuregroup Number:Rescale of 40 : 1 : 2 : 1

	f1-score	precision	recall	support
AFIB	0.850910	0.850143	0.851760	875.0
GSVT	0.865651	0.857725	0.873793	691.0
SB	0.908397	0.900411	0.916528	1553.0
SR	0.865631	0.887031	0.845315	907.0
macro avg	0.872647	0.873827	0.871849	4026.0
micro avg	0.879073	0.879073	0.879073	4026.0
weighted avg	0.878932	0.879145	0.879073	4026.0

The result of Model Number:Dataset Number:Featuregroup Number:Rescale of 40 : 1 : 3 : 0

	f1-score	precision	recall	support
AFIB	0.814813	0.818693	0.811006	875.0
GSVT	0.824879	0.809888	0.840519	691.0
SB	0.872784	0.869442	0.876155	1553.0
SR	0.846987	0.861484	0.832982	907.0
macro avg	0.839866	0.839877	0.840166	4026.0
micro avg	0.846153	0.846153	0.846153	4026.0
weighted avg	0.846151	0.846398	0.846153	4026.0

The result of Model Number:Dataset Number:Featuregroup Number:Rescale of 40 : 1 : 3 : 1

	f1-score	precision	recall	support
AFIB	0.815021	0.816596	0.813513	875.0

GSVT 0.789618 0.786149 0.793164 691.0
SB 0.825057 0.774909 0.882166 1553.0
SR 0.664055 0.769446 0.584214 907.0
macro avg 0.773437 0.786775 0.768264 4026.0
micro avg 0.784845 0.784845 0.784845 4026.0
weighted avg 0.780521 0.784668 0.784845 4026.0
The result of Model Number:Dataset Number:Featuregroup Number:Rescale of 40 : 1 : 4 :
0

f1-score precision recall support
AFIB 0.801370 0.819196 0.784475 204.0
GSVT 0.835513 0.830321 0.840803 300.0
SB 0.853650 0.851852 0.855466 892.0
SR 0.844558 0.843961 0.845183 681.0
macro avg 0.833773 0.836333 0.831482 2077.0
micro avg 0.843004 0.843004 0.843004 2077.0
weighted avg 0.842914 0.842947 0.843004 2077.0
The result of Model Number:Dataset Number:Featuregroup Number:Rescale of 40 : 1 : 4 :
1

f1-score precision recall support
AFIB 0.747457 0.767025 0.729204 204.0
GSVT 0.703306 0.723746 0.684371 300.0
SB 0.742138 0.716009 0.770260 892.0
SR 0.672657 0.694564 0.652226 681.0
macro avg 0.716390 0.725336 0.709015 2077.0
micro avg 0.715121 0.715121 0.715121 2077.0
weighted avg 0.714270 0.715106 0.715121 2077.0
The result of Model Number:Dataset Number:Featuregroup Number:Rescale of 40 : 1 : 5 :
0

f1-score precision recall support
AFIB 0.762114 0.767249 0.757160 875.0
GSVT 0.775715 0.764941 0.786940 691.0
SB 0.826609 0.820949 0.832355 1553.0
SR 0.793111 0.806811 0.779912 907.0
macro avg 0.789387 0.789987 0.789092 4026.0
micro avg 0.796403 0.796403 0.796403 4026.0
weighted avg 0.796310 0.796480 0.796403 4026.0
The result of Model Number:Dataset Number:Featuregroup Number:Rescale of 40 : 1 : 5 :
1

f1-score precision recall support
AFIB 0.769136 0.788612 0.750671 204.0
GSVT 0.785840 0.777294 0.794706 300.0
SB 0.807974 0.803942 0.812050 892.0
SR 0.795451 0.799020 0.791946 681.0
macro avg 0.789600 0.792217 0.787343 2077.0

micro avg 0.796924 0.796924 0.796924 2077.0
weighted avg 0.796856 0.796973 0.796924 2077.0
The result of Model Number:Dataset Number:Featuregroup Number:Rescale of 40 : 1 : 6 :
0

	f1-score	precision	recall	support
AFIB	0.669756	0.660971	0.678809	875.0
GSVT	0.680010	0.687569	0.672628	691.0
SB	0.721238	0.719536	0.722953	1553.0
SR	0.703181	0.709510	0.696974	907.0
macro avg	0.693546	0.694396	0.692841	4026.0
micro avg	0.698869	0.698869	0.698869	4026.0
weighted avg	0.698905	0.699062	0.698869	4026.0

The result of Model Number:Dataset Number:Featuregroup Number:Rescale of 40 : 1 : 6 :
1

	f1-score	precision	recall	support
AFIB	0.860015	0.924666	0.804711	204.0
GSVT	0.820170	0.846204	0.795816	300.0
SB	0.854502	0.812218	0.901437	892.0
SR	0.756426	0.788939	0.726564	681.0
macro avg	0.822778	0.843007	0.807132	2077.0
micro avg	0.819344	0.819344	0.819344	2077.0
weighted avg	0.817928	0.820539	0.819344	2077.0

The result of Model Number:Dataset Number:Featuregroup Number:Rescale of 40 : 1 : 7 :
0

	f1-score	precision	recall	support
AFIB	0.751747	0.757008	0.746585	204.0
GSVT	0.769237	0.765445	0.773079	300.0
SB	0.784526	0.783220	0.785845	892.0
SR	0.776718	0.778562	0.774892	681.0
macro avg	0.770557	0.771058	0.770100	2077.0
micro avg	0.776554	0.776554	0.776554	2077.0
weighted avg	0.776538	0.776551	0.776554	2077.0

The result of Model Number:Dataset Number:Featuregroup Number:Rescale of 40 : 1 : 7 :
1

	f1-score	precision	recall	support
AFIB	0.825322	0.881264	0.776607	204.0
GSVT	0.777649	0.800722	0.756161	300.0
SB	0.812837	0.773817	0.856465	892.0
SR	0.721243	0.753988	0.692010	681.0
macro avg	0.784263	0.802448	0.770311	2077.0
micro avg	0.780213	0.780213	0.780213	2077.0
weighted avg	0.778949	0.781755	0.780213	2077.0

The result of Model Number:Dataset Number:Featuregroup Number:Rescale of 40 : 1 : 8 :
0

f1-score precision recall support
AFIB 0.855761 0.858651 0.852922 875.0
GSVT 0.853501 0.847490 0.859676 691.0
SB 0.898040 0.889706 0.906539 1553.0
SR 0.863899 0.880548 0.847911 907.0
macro avg 0.867801 0.869098 0.866762 4026.0
micro avg 0.873635 0.873635 0.873635 4026.0
weighted avg 0.873516 0.873647 0.873635 4026.0
The result of Model Number:Dataset Number:Featuregroup Number:Rescale of 40 : 1 : 8 :
1

f1-score precision recall support
AFIB 0.815393 0.822914 0.808206 204.0
GSVT 0.845204 0.845234 0.845196 300.0
SB 0.862905 0.861372 0.864450 892.0
SR 0.853747 0.853518 0.853996 681.0
macro avg 0.844312 0.845760 0.842962 2077.0
micro avg 0.852717 0.852717 0.852717 2077.0
weighted avg 0.852679 0.852689 0.852717 2077.0
The result of Model Number:Dataset Number:Featuregroup Number:Rescale of 40 : 1 : 9 :
0

f1-score precision recall support
AFIB 0.811388 0.800745 0.822355 875.0
GSVT 0.823811 0.832968 0.814867 691.0
SB 0.873757 0.871695 0.875835 1553.0
SR 0.851881 0.859548 0.844362 907.0
macro avg 0.840209 0.841239 0.839355 4026.0
micro avg 0.846657 0.846657 0.846657 4026.0
weighted avg 0.846701 0.846892 0.846657 4026.0
The result of Model Number:Dataset Number:Featuregroup Number:Rescale of 40 : 1 : 9 :
1

f1-score precision recall support
AFIB 0.825514 0.851975 0.800894 204.0
GSVT 0.850211 0.835584 0.865485 300.0
SB 0.864919 0.856369 0.873644 892.0
SR 0.841793 0.852326 0.831534 681.0
macro avg 0.845609 0.849064 0.842889 2077.0
micro avg 0.851513 0.851513 0.851513 2077.0
weighted avg 0.851342 0.851610 0.851513 2077.0
The result of Model Number:Dataset Number:Featuregroup Number:Rescale of 40 : 1 :
10 : 0

f1-score precision recall support
AFIB 0.865075 0.912132 0.822855 204.0
GSVT 0.908168 0.894433 0.922369 300.0
SB 0.929750 0.923702 0.935892 892.0

SR 0.918279 0.919107 0.917475 681.0
macro avg 0.905318 0.912344 0.899648 2077.0
micro avg 0.916798 0.916798 0.916798 2077.0
weighted avg 0.916519 0.916831 0.916798 2077.0
The result of Model Number:Dataset Number:Featuregroup Number:Rescale of 40 : 1 :

10 : 1

f1-score precision recall support

AFIB 0.753633 0.774841 0.733709 204.0
GSVT 0.773116 0.767690 0.778766 300.0
SB 0.794377 0.791198 0.797582 892.0
SR 0.783818 0.784308 0.783352 681.0
macro avg 0.776236 0.779509 0.773352 2077.0
micro avg 0.783925 0.783925 0.783925 2077.0
weighted avg 0.783842 0.783937 0.783925 2077.0

The result of Model Number:Dataset Number:Featuregroup Number:Rescale of 41 : 0 : 0 :
0

f1-score precision recall support

AFIB 0.682816 0.751706 0.625893 204.0
GSVT 0.805240 0.794125 0.816799 300.0
SB 0.855008 0.852156 0.857884 892.0
SR 0.833113 0.821587 0.844978 681.0
macro avg 0.794044 0.804893 0.786388 2077.0
micro avg 0.824932 0.824932 0.824932 2077.0
weighted avg 0.823728 0.823885 0.824932 2077.0

The result of Model Number:Dataset Number:Featuregroup Number:Rescale of 41 : 0 : 0 :
1

f1-score precision recall support

AFIB 0.752081 0.738022 0.766767 875.0
GSVT 0.778426 0.790715 0.766610 691.0
SB 0.827823 0.826343 0.829314 1553.0
SR 0.806781 0.815328 0.798416 907.0
macro avg 0.791278 0.792602 0.790277 4026.0
micro avg 0.797997 0.797997 0.797997 4026.0
weighted avg 0.798143 0.798551 0.797997 4026.0

The result of Model Number:Dataset Number:Featuregroup Number:Rescale of 41 : 0 : 1 :
0

f1-score precision recall support

AFIB 0.706115 0.716379 0.696460 204.0
GSVT 0.721687 0.711924 0.731781 300.0
SB 0.732549 0.724915 0.740352 892.0
SR 0.718030 0.729912 0.706541 681.0
macro avg 0.719595 0.720782 0.718783 2077.0
micro avg 0.723717 0.723717 0.723717 2077.0
weighted avg 0.723624 0.723838 0.723717 2077.0

The result of Model Number:Dataset Number:Featuregroup Number:Rescale of 41 : 0 : 1 : 1

	f1-score	precision	recall	support
AFIB	0.609746	0.622560	0.597473	875.0
GSVT	0.649308	0.651539	0.647125	691.0
SB	0.707431	0.704097	0.710800	1553.0
SR	0.669663	0.660744	0.678881	907.0
macro avg	0.659037	0.659735	0.658570	4026.0
micro avg	0.668050	0.668050	0.668050	4026.0
weighted avg	0.667716	0.667588	0.668050	4026.0

The result of Model Number:Dataset Number:Featuregroup Number:Rescale of 41 : 0 : 2 : 0

	f1-score	precision	recall	support
AFIB	0.805223	0.822993	0.788263	204.0
GSVT	0.822820	0.809175	0.837031	300.0
SB	0.838631	0.832072	0.845304	892.0
SR	0.818278	0.828127	0.808663	681.0
macro avg	0.821238	0.823092	0.819815	2077.0
micro avg	0.826493	0.826493	0.826493	2077.0
weighted avg	0.826393	0.826579	0.826493	2077.0

The result of Model Number:Dataset Number:Featuregroup Number:Rescale of 41 : 0 : 2 : 1

	f1-score	precision	recall	support
AFIB	0.818100	0.808271	0.828201	875.0
GSVT	0.833835	0.840586	0.827197	691.0
SB	0.888803	0.885402	0.892236	1553.0
SR	0.867964	0.879062	0.857153	907.0
macro avg	0.852176	0.853330	0.851197	4026.0
micro avg	0.859252	0.859252	0.859252	4026.0
weighted avg	0.859308	0.859518	0.859252	4026.0

The result of Model Number:Dataset Number:Featuregroup Number:Rescale of 41 : 0 : 3 : 0

	f1-score	precision	recall	support
AFIB	0.731828	0.768393	0.698953	204.0
GSVT	0.753891	0.739920	0.768663	300.0
SB	0.771144	0.763370	0.779093	892.0
SR	0.749757	0.756454	0.743245	681.0
macro avg	0.751655	0.757034	0.747488	2077.0
micro avg	0.757962	0.757962	0.757962	2077.0
weighted avg	0.757778	0.758209	0.757962	2077.0

The result of Model Number:Dataset Number:Featuregroup Number:Rescale of 41 : 0 : 3 : 1

	f1-score	precision	recall	support
AFIB	0.853838	0.872859	0.835874	204.0

GSVT 0.864372 0.851713 0.877774 300.0
SB 0.883905 0.875121 0.892906 892.0
SR 0.867600 0.880061 0.855513 681.0
macro avg 0.867429 0.869938 0.865517 2077.0
micro avg 0.872858 0.872858 0.872858 2077.0
weighted avg 0.872785 0.873137 0.872858 2077.0
The result of Model Number:Dataset Number:Featuregroup Number:Rescale of 41 : 0 : 4 :
0

f1-score precision recall support
AFIB 0.755500 0.756768 0.774225 204.0
GSVT 0.748397 0.777440 0.722411 300.0
SB 0.793838 0.750303 0.843061 892.0
SR 0.688088 0.751589 0.636224 681.0
macro avg 0.746456 0.759025 0.743980 2077.0
micro avg 0.751056 0.751056 0.751056 2077.0
weighted avg 0.748836 0.755279 0.751056 2077.0
The result of Model Number:Dataset Number:Featuregroup Number:Rescale of 41 : 0 : 4 :
1

f1-score precision recall support
AFIB 0.734846 0.726178 0.743760 875.0
GSVT 0.747294 0.752023 0.742652 691.0
SB 0.796760 0.795688 0.797837 1553.0
SR 0.777186 0.784549 0.769986 907.0
macro avg 0.764021 0.764610 0.763559 4026.0
micro avg 0.770338 0.770338 0.770338 4026.0
weighted avg 0.770404 0.770577 0.770338 4026.0
The result of Model Number:Dataset Number:Featuregroup Number:Rescale of 41 : 0 : 5 :
0

f1-score precision recall support
AFIB 0.658011 0.644723 0.671912 875.0
GSVT 0.679828 0.690637 0.669498 691.0
SB 0.723346 0.723306 0.723393 1553.0
SR 0.705809 0.712240 0.699504 907.0
macro avg 0.691749 0.692726 0.691077 4026.0
micro avg 0.697572 0.697572 0.697572 4026.0
weighted avg 0.697726 0.698127 0.697572 4026.0
The result of Model Number:Dataset Number:Featuregroup Number:Rescale of 41 : 0 : 5 :
1

f1-score precision recall support
AFIB 0.710870 0.723911 0.698345 204.0
GSVT 0.720245 0.712977 0.727678 300.0
SB 0.737987 0.734145 0.741873 892.0
SR 0.727940 0.732501 0.723451 681.0
macro avg 0.724260 0.725883 0.722837 2077.0

micro avg 0.729507 0.729507 0.729507 2077.0
weighted avg 0.729467 0.729543 0.729507 2077.0
The result of Model Number:Dataset Number:Featuregroup Number:Rescale of 41 : 0 : 6 :
0

	f1-score	precision	recall	support
AFIB	0.826362	0.842283	0.811423	204.0
GSVT	0.841880	0.828201	0.856171	300.0
SB	0.855935	0.845727	0.866395	892.0
SR	0.840012	0.855762	0.824847	681.0
macro avg	0.841047	0.842993	0.839709	2077.0
micro avg	0.845896	0.845896	0.845896	2077.0
weighted avg	0.845780	0.846147	0.845896	2077.0

The result of Model Number:Dataset Number:Featuregroup Number:Rescale of 41 : 0 : 6 :
1

	f1-score	precision	recall	support
AFIB	0.813736	0.815193	0.812309	875.0
GSVT	0.779207	0.783300	0.775178	691.0
SB	0.824211	0.778872	0.875163	1553.0
SR	0.684511	0.770468	0.615870	907.0
macro avg	0.775416	0.786958	0.769630	4026.0
micro avg	0.785927	0.785927	0.785927	4026.0
weighted avg	0.782738	0.785633	0.785927	4026.0

The result of Model Number:Dataset Number:Featuregroup Number:Rescale of 41 : 0 : 7 :
0

	f1-score	precision	recall	support
AFIB	0.722149	0.729847	0.714730	204.0
GSVT	0.735430	0.731396	0.739591	300.0
SB	0.752406	0.751152	0.753669	892.0
SR	0.746134	0.747349	0.744932	681.0
macro avg	0.739030	0.739936	0.738231	2077.0
micro avg	0.744946	0.744946	0.744946	2077.0
weighted avg	0.744926	0.744959	0.744946	2077.0

The result of Model Number:Dataset Number:Featuregroup Number:Rescale of 41 : 0 : 7 :
1

	f1-score	precision	recall	support
AFIB	0.700963	0.694550	0.707526	875.0
GSVT	0.709944	0.716208	0.703895	691.0
SB	0.754648	0.750669	0.758680	1553.0
SR	0.737589	0.746477	0.728976	907.0
macro avg	0.725786	0.726976	0.724769	4026.0
micro avg	0.731467	0.731467	0.731467	4026.0
weighted avg	0.731464	0.731613	0.731467	4026.0

The result of Model Number:Dataset Number:Featuregroup Number:Rescale of 41 : 0 : 8 :
0

f1-score precision recall support
AFIB 0.589928 0.642634 0.622977 204.0
GSVT 0.801285 0.788187 0.815103 300.0
SB 0.682141 0.676946 0.687468 892.0
SR 0.834148 0.824710 0.843829 681.0
macro avg 0.726876 0.733119 0.742344 2077.0
micro avg 0.750837 0.750837 0.750837 2077.0
weighted avg 0.740133 0.738092 0.750837 2077.0
The result of Model Number:Dataset Number:Featuregroup Number:Rescale of 41 : 0 : 8 :
1

f1-score precision recall support
AFIB 0.794858 0.812134 0.778520 204.0
GSVT 0.827669 0.822787 0.832633 300.0
SB 0.845451 0.843576 0.847344 892.0
SR 0.836976 0.836503 0.837469 681.0
macro avg 0.826239 0.828750 0.823991 2077.0
micro avg 0.835222 0.835222 0.835222 2077.0
weighted avg 0.835135 0.835166 0.835222 2077.0
The result of Model Number:Dataset Number:Featuregroup Number:Rescale of 41 : 0 : 9 :
0

f1-score precision recall support
AFIB 0.737924 0.765283 0.712559 204.0
GSVT 0.760031 0.750528 0.769875 300.0
SB 0.779304 0.772193 0.786554 892.0
SR 0.758816 0.764705 0.753024 681.0
macro avg 0.759019 0.763177 0.755503 2077.0
micro avg 0.765883 0.765883 0.765883 2077.0
weighted avg 0.765738 0.765930 0.765883 2077.0
The result of Model Number:Dataset Number:Featuregroup Number:Rescale of 41 : 0 : 9 :
1

f1-score precision recall support
AFIB 0.879202 0.883217 0.875271 875.0
GSVT 0.893859 0.886299 0.901613 691.0
SB 0.944827 0.935179 0.954681 1553.0
SR 0.896064 0.914954 0.877986 907.0
macro avg 0.903488 0.904912 0.902388 4026.0
micro avg 0.911036 0.911036 0.911036 4026.0
weighted avg 0.910831 0.910940 0.911036 4026.0
The result of Model Number:Dataset Number:Featuregroup Number:Rescale of 41 : 0 :
10 : 0

f1-score precision recall support
AFIB 0.792116 0.794438 0.789868 875.0
GSVT 0.805223 0.794880 0.815942 691.0
SB 0.852194 0.850123 0.854279 1553.0

SR 0.830615 0.840473 0.820995 907.0
macro avg 0.820037 0.819979 0.820271 4026.0
micro avg 0.826202 0.826202 0.826202 4026.0
weighted avg 0.826214 0.826365 0.826202 4026.0
The result of Model Number:Dataset Number:Featuregroup Number:Rescale of 41 : 0 :
10 : 1

f1-score precision recall support
AFIB 0.717376 0.699019 0.736790 875.0
GSVT 0.678142 0.716577 0.643778 691.0
SB 0.719068 0.661716 0.787324 1553.0
SR 0.574414 0.697701 0.488259 907.0
macro avg 0.672250 0.693753 0.664038 4026.0
micro avg 0.684329 0.684329 0.684329 4026.0
weighted avg 0.679088 0.687346 0.684329 4026.0
The result of Model Number:Dataset Number:Featuregroup Number:Rescale of 41 : 1 : 0 :
0

f1-score precision recall support
AFIB 0.865877 0.897979 0.836113 204.0
GSVT 0.891817 0.880666 0.903367 300.0
SB 0.914431 0.906088 0.922938 892.0
SR 0.890390 0.897300 0.883595 681.0
macro avg 0.890629 0.895508 0.886503 2077.0
micro avg 0.898684 0.898684 0.898684 2077.0
weighted avg 0.898514 0.898738 0.898684 2077.0
The result of Model Number:Dataset Number:Featuregroup Number:Rescale of 41 : 1 : 0 :
1

f1-score precision recall support
AFIB 0.733455 0.714187 0.779371 875.0
GSVT 0.705577 0.667837 0.804343 691.0
SB 0.668571 0.664345 0.672870 1553.0
SR 0.649410 0.660600 0.638775 907.0
macro avg 0.689253 0.676742 0.723840 4026.0
micro avg 0.710901 0.710901 0.710901 4026.0
weighted avg 0.684707 0.674933 0.710901 4026.0
The result of Model Number:Dataset Number:Featuregroup Number:Rescale of 41 : 1 : 1 :
0

f1-score precision recall support
AFIB 0.702903 0.790353 0.633498 204.0
GSVT 0.833943 0.816136 0.852583 300.0
SB 0.890250 0.885712 0.894839 892.0
SR 0.870278 0.859257 0.881641 681.0
macro avg 0.824344 0.837864 0.815640 2077.0
micro avg 0.858740 0.858740 0.858740 2077.0
weighted avg 0.857168 0.857622 0.858740 2077.0

The result of Model Number:Dataset Number:Featuregroup Number:Rescale of 41 : 1 : 1 : 1

	f1-score	precision	recall	support
AFIB	0.768363	0.779652	0.757468	204.0
GSVT	0.787831	0.781133	0.794661	300.0
SB	0.801447	0.798241	0.804681	892.0
SR	0.793521	0.797416	0.789673	681.0
macro avg	0.787791	0.789110	0.786621	2077.0
micro avg	0.793676	0.793676	0.793676	2077.0
weighted avg	0.793632	0.793673	0.793676	2077.0

The result of Model Number:Dataset Number:Featuregroup Number:Rescale of 41 : 1 : 2 : 0

	f1-score	precision	recall	support
AFIB	0.848195	0.880494	0.818367	204.0
GSVT	0.875219	0.866397	0.884260	300.0
SB	0.892737	0.888293	0.897238	892.0
SR	0.881953	0.882508	0.881428	681.0
macro avg	0.874526	0.879423	0.870323	2077.0
micro avg	0.882433	0.882433	0.882433	2077.0
weighted avg	0.882296	0.882468	0.882433	2077.0

The result of Model Number:Dataset Number:Featuregroup Number:Rescale of 41 : 1 : 2 : 1

	f1-score	precision	recall	support
AFIB	0.849060	0.875211	0.824597	204.0
GSVT	0.870721	0.860062	0.881743	300.0
SB	0.894371	0.889057	0.899779	892.0
SR	0.879296	0.883632	0.875035	681.0
macro avg	0.873362	0.876990	0.870288	2077.0
micro avg	0.881677	0.881677	0.881677	2077.0
weighted avg	0.881562	0.881730	0.881677	2077.0

The result of Model Number:Dataset Number:Featuregroup Number:Rescale of 41 : 1 : 3 : 0

	f1-score	precision	recall	support
AFIB	0.800963	0.802046	0.800035	875.0
GSVT	0.813438	0.813020	0.813887	691.0
SB	0.849552	0.846512	0.852616	1553.0
SR	0.829208	0.833856	0.824665	907.0
macro avg	0.823290	0.823858	0.822801	4026.0
micro avg	0.828244	0.828244	0.828244	4026.0
weighted avg	0.828210	0.828248	0.828244	4026.0

The result of Model Number:Dataset Number:Featuregroup Number:Rescale of 41 : 1 : 3 : 1

	f1-score	precision	recall	support
AFIB	0.741310	0.757594	0.725989	204.0

GSVT 0.765201 0.759016 0.771592 300.0
SB 0.781238 0.780277 0.782202 892.0
SR 0.774642 0.773969 0.775322 681.0
macro avg 0.765598 0.767714 0.763776 2077.0
micro avg 0.772892 0.772892 0.772892 2077.0
weighted avg 0.772837 0.772910 0.772892 2077.0
The result of Model Number:Dataset Number:Featuregroup Number:Rescale of 41 : 1 : 4 :
0

f1-score precision recall support
AFIB 0.825103 0.818958 0.831423 875.0
GSVT 0.840491 0.843492 0.837562 691.0
SB 0.891864 0.889751 0.893988 1553.0
SR 0.871511 0.879357 0.863835 907.0
macro avg 0.857242 0.857890 0.856702 4026.0
micro avg 0.863913 0.863913 0.863913 4026.0
weighted avg 0.863952 0.864084 0.863913 4026.0
The result of Model Number:Dataset Number:Featuregroup Number:Rescale of 41 : 1 : 4 :
1

f1-score precision recall support
AFIB 0.856885 0.853401 0.860420 875.0
GSVT 0.869411 0.874666 0.864251 691.0
SB 0.916957 0.915841 0.918079 1553.0
SR 0.897828 0.899250 0.896436 907.0
macro avg 0.885270 0.885789 0.884797 4026.0
micro avg 0.891433 0.891433 0.891433 4026.0
weighted avg 0.891431 0.891466 0.891433 4026.0
The result of Model Number:Dataset Number:Featuregroup Number:Rescale of 41 : 1 : 5 :
0

f1-score precision recall support
AFIB 0.867001 0.912651 0.825933 204.0
GSVT 0.910538 0.902563 0.918696 300.0
SB 0.934165 0.928398 0.940021 892.0
SR 0.921420 0.919551 0.923318 681.0
macro avg 0.908281 0.915791 0.901992 2077.0
micro avg 0.920259 0.920259 0.920259 2077.0
weighted avg 0.919977 0.920219 0.920259 2077.0
The result of Model Number:Dataset Number:Featuregroup Number:Rescale of 41 : 1 : 5 :
1

f1-score precision recall support
AFIB 0.735748 0.733485 0.738071 875.0
GSVT 0.716992 0.720509 0.713625 691.0
SB 0.753760 0.722481 0.787878 1553.0
SR 0.648673 0.707739 0.598758 907.0
macro avg 0.713794 0.721053 0.709583 4026.0

micro avg 0.721703 0.721703 0.721703 4026.0
weighted avg 0.719860 0.721213 0.721703 4026.0
The result of Model Number:Dataset Number:Featuregroup Number:Rescale of 41 : 1 : 6 :
0

	f1-score	precision	recall	support
AFIB	0.167908	0.169671	0.166181	175.0
GSVT	0.168178	0.166392	0.170004	138.2
SB	0.177121	0.176442	0.177806	310.6
SR	0.173022	0.173889	0.172164	181.4
macro avg	0.171557	0.171599	0.171538	805.2
micro avg	0.172669	0.172669	0.172669	805.2
weighted avg	0.172660	0.172670	0.172669	805.2

The result of Model Number:Dataset Number:Featuregroup Number:Rescale of 41 : 1 : 6 :
1

	f1-score	precision	recall	support
AFIB	0.854374	0.916128	0.801008	204.0
GSVT	0.809270	0.813647	0.805270	300.0
SB	0.845298	0.794611	0.902911	892.0
SR	0.742235	0.801038	0.691570	681.0
macro avg	0.812794	0.831356	0.800190	2077.0
micro avg	0.809505	0.809505	0.809505	2077.0
weighted avg	0.807193	0.811403	0.809505	2077.0

The result of Model Number:Dataset Number:Featuregroup Number:Rescale of 41 : 1 : 7 :
0

	f1-score	precision	recall	support
AFIB	0.666965	0.658465	0.675710	875.0
GSVT	0.636830	0.641212	0.632524	691.0
SB	0.674289	0.635324	0.718360	1553.0
SR	0.549905	0.636226	0.484241	907.0
macro avg	0.631997	0.642807	0.627709	4026.0
micro avg	0.641614	0.641614	0.641614	4026.0
weighted avg	0.638246	0.641567	0.641614	4026.0

The result of Model Number:Dataset Number:Featuregroup Number:Rescale of 41 : 1 : 7 :
1

	f1-score	precision	recall	support
AFIB	0.640197	0.641434	0.639013	875.0
GSVT	0.620243	0.617518	0.623029	691.0
SB	0.648080	0.608689	0.692939	1553.0
SR	0.521613	0.604398	0.458899	907.0
macro avg	0.607533	0.618010	0.603470	4026.0
micro avg	0.616494	0.616494	0.616494	4026.0
weighted avg	0.613098	0.616355	0.616494	4026.0

The result of Model Number:Dataset Number:Featuregroup Number:Rescale of 41 : 1 : 8 :
0

f1-score precision recall support
AFIB 0.890312 0.907565 0.874104 204.0
GSVT 0.924837 0.917104 0.932872 300.0
SB 0.942093 0.940203 0.943994 892.0
SR 0.933110 0.934077 0.932150 681.0
macro avg 0.922588 0.924737 0.920780 2077.0
micro avg 0.931639 0.931639 0.931639 2077.0
weighted avg 0.931570 0.931652 0.931639 2077.0
The result of Model Number:Dataset Number:Featuregroup Number:Rescale of 41 : 1 : 8 :
1

f1-score precision recall support
AFIB 0.696131 0.710733 0.682136 204.0
GSVT 0.712280 0.708065 0.716552 300.0
SB 0.729644 0.727936 0.731362 892.0
SR 0.723481 0.723273 0.723696 681.0
macro avg 0.715384 0.717502 0.713436 2077.0
micro avg 0.721874 0.721874 0.721874 2077.0
weighted avg 0.721824 0.721847 0.721874 2077.0
The result of Model Number:Dataset Number:Featuregroup Number:Rescale of 41 : 1 : 9 :
0

f1-score precision recall support
AFIB 0.829443 0.817781 0.841482 875.0
GSVT 0.847301 0.853658 0.841060 691.0
SB 0.901008 0.898360 0.903675 1553.0
SR 0.878814 0.890972 0.866997 907.0
macro avg 0.864141 0.865193 0.863303 4026.0
micro avg 0.871148 0.871148 0.871148 4026.0
weighted avg 0.871236 0.871510 0.871148 4026.0
The result of Model Number:Dataset Number:Featuregroup Number:Rescale of 41 : 1 : 9 :
1

f1-score precision recall support
AFIB 0.741707 0.792350 0.697465 204.0
GSVT 0.784058 0.768080 0.800783 300.0
SB 0.803505 0.796461 0.810705 892.0
SR 0.783685 0.786295 0.781163 681.0
macro avg 0.778239 0.785797 0.772529 2077.0
micro avg 0.788463 0.788463 0.788463 2077.0
weighted avg 0.788128 0.788625 0.788463 2077.0
The result of Model Number:Dataset Number:Featuregroup Number:Rescale of 41 : 1 :
10 : 0

f1-score precision recall support
AFIB 0.805672 0.784508 0.856110 875.0
GSVT 0.775049 0.733594 0.883540 691.0
SB 0.734399 0.729758 0.739122 1553.0

SR 0.713353 0.725644 0.701670 907.0
macro avg 0.757119 0.743376 0.795111 4026.0
micro avg 0.780898 0.780898 0.780898 4026.0
weighted avg 0.752125 0.741389 0.780898 4026.0
The result of Model Number:Dataset Number:Featuregroup Number:Rescale of 41 : 1 :
10 : 1

f1-score precision recall support
AFIB 0.884371 0.921774 0.850179 204.0
GSVT 0.814442 0.815867 0.825238 300.0
SB 0.876821 0.835050 0.923842 892.0
SR 0.775153 0.837586 0.722785 681.0
macro avg 0.837697 0.852570 0.830511 2077.0
micro avg 0.836443 0.836443 0.836443 2077.0
weighted avg 0.835218 0.841629 0.836443 2077.0

The result of Model Number:Dataset Number:Featuregroup Number:Rescale of 42 : 0 : 0 :
0

f1-score precision recall support
AFIB 0.686005 0.691216 0.680931 204.0
GSVT 0.700050 0.693212 0.707039 300.0
SB 0.716379 0.714548 0.718226 892.0
SR 0.708780 0.712784 0.704829 681.0
macro avg 0.702804 0.702940 0.702756 2077.0
micro avg 0.708555 0.708555 0.708555 2077.0
weighted avg 0.708546 0.708596 0.708555 2077.0

The result of Model Number:Dataset Number:Featuregroup Number:Rescale of 42 : 0 : 0 :
1

f1-score precision recall support
AFIB 0.671402 0.681306 0.661855 204.0
GSVT 0.687884 0.685185 0.690628 300.0
SB 0.703162 0.701752 0.704580 892.0
SR 0.698174 0.698280 0.698075 681.0
macro avg 0.690156 0.691631 0.688785 2077.0
micro avg 0.696236 0.696236 0.696236 2077.0
weighted avg 0.696201 0.696212 0.696236 2077.0

The result of Model Number:Dataset Number:Featuregroup Number:Rescale of 42 : 0 : 1 :
0

f1-score precision recall support
AFIB 0.695865 0.703271 0.688997 204.0
GSVT 0.716315 0.711542 0.721362 300.0
SB 0.731452 0.730798 0.732108 892.0
SR 0.725284 0.726252 0.724324 681.0
macro avg 0.717229 0.717966 0.716698 2077.0
micro avg 0.723769 0.723769 0.723769 2077.0
weighted avg 0.723748 0.723823 0.723769 2077.0

The result of Model Number:Dataset Number:Featuregroup Number:Rescale of 42 : 0 : 1 :
1

	f1-score	precision	recall	support
AFIB	0.798263	0.788673	0.808119	875.0
GSVT	0.813617	0.820204	0.807139	691.0
SB	0.867252	0.863933	0.870601	1553.0
SR	0.846918	0.857747	0.836369	907.0
macro avg	0.831512	0.832639	0.830557	4026.0
micro avg	0.838417	0.838417	0.838417	4026.0
weighted avg	0.838471	0.838677	0.838417	4026.0

The result of Model Number:Dataset Number:Featuregroup Number:Rescale of 42 : 0 : 2 :
0

	f1-score	precision	recall	support
AFIB	0.835980	0.841994	0.830054	875.0
GSVT	0.834648	0.829651	0.839720	691.0
SB	0.880432	0.870677	0.890410	1553.0
SR	0.844842	0.859915	0.830317	907.0
macro avg	0.848976	0.850559	0.847625	4026.0
micro avg	0.855054	0.855054	0.855054	4026.0
weighted avg	0.854895	0.854977	0.855054	4026.0

The result of Model Number:Dataset Number:Featuregroup Number:Rescale of 42 : 0 : 2 :
1

	f1-score	precision	recall	support
AFIB	0.765921	0.846907	0.699469	204.0
GSVT	0.881292	0.871093	0.891901	300.0
SB	0.931771	0.927939	0.935636	892.0
SR	0.911761	0.898256	0.925688	681.0
macro avg	0.872686	0.886049	0.863174	2077.0
micro avg	0.902861	0.902861	0.902861	2077.0
weighted avg	0.901630	0.902037	0.902861	2077.0

The result of Model Number:Dataset Number:Featuregroup Number:Rescale of 42 : 0 : 3 :
0

	f1-score	precision	recall	support
AFIB	0.772192	0.778057	0.766481	204.0
GSVT	0.788001	0.780305	0.795868	300.0
SB	0.806382	0.804321	0.808461	892.0
SR	0.797829	0.802335	0.793382	681.0
macro avg	0.791101	0.791255	0.791048	2077.0
micro avg	0.797575	0.797575	0.797575	2077.0
weighted avg	0.797565	0.797622	0.797575	2077.0

The result of Model Number:Dataset Number:Featuregroup Number:Rescale of 42 : 0 : 3 :
1

	f1-score	precision	recall	support
AFIB	0.739849	0.754691	0.725727	204.0

GSVT 0.756995 0.749127 0.765071 300.0
SB 0.770996 0.767996 0.774020 892.0
SR 0.762894 0.766077 0.759755 681.0
macro avg 0.757683 0.759473 0.756143 2077.0
micro avg 0.763307 0.763307 0.763307 2077.0
weighted avg 0.763258 0.763335 0.763307 2077.0
The result of Model Number:Dataset Number:Featuregroup Number:Rescale of 42 : 0 : 4 :
0

f1-score precision recall support
AFIB 0.805339 0.799896 0.810966 875.0
GSVT 0.824987 0.825315 0.824765 691.0
SB 0.876380 0.874144 0.878637 1553.0
SR 0.852517 0.862042 0.843212 907.0
macro avg 0.839806 0.840349 0.839395 4026.0
micro avg 0.846703 0.846703 0.846703 4026.0
weighted avg 0.846743 0.846900 0.846703 4026.0
The result of Model Number:Dataset Number:Featuregroup Number:Rescale of 42 : 0 : 4 :
1

f1-score precision recall support
AFIB 0.846952 0.875078 0.820899 204.0
GSVT 0.879094 0.872041 0.886394 300.0
SB 0.898517 0.894825 0.902242 892.0
SR 0.890125 0.889994 0.890256 681.0
macro avg 0.878672 0.882985 0.874948 2077.0
micro avg 0.888034 0.888034 0.888034 2077.0
weighted avg 0.887895 0.888011 0.888034 2077.0
The result of Model Number:Dataset Number:Featuregroup Number:Rescale of 42 : 0 : 5 :
0

f1-score precision recall support
AFIB 0.863967 0.875167 0.853280 204.0
GSVT 0.897397 0.896817 0.898005 300.0
SB 0.916306 0.914371 0.918255 892.0
SR 0.907090 0.906575 0.907625 681.0
macro avg 0.896190 0.898232 0.894291 2077.0
micro avg 0.905463 0.905463 0.905463 2077.0
weighted avg 0.905412 0.905429 0.905463 2077.0
The result of Model Number:Dataset Number:Featuregroup Number:Rescale of 42 : 0 : 5 :
1

f1-score precision recall support
AFIB 0.669640 0.738470 0.612957 204.0
GSVT 0.796852 0.786083 0.807998 300.0
SB 0.848590 0.845196 0.852014 892.0
SR 0.825558 0.814398 0.837064 681.0
macro avg 0.785160 0.796037 0.777508 2077.0

micro avg 0.817275 0.817275 0.817275 2077.0
weighted avg 0.815989 0.816078 0.817275 2077.0
The result of Model Number:Dataset Number:Featuregroup Number:Rescale of 42 : 0 : 6 :
0

f1-score precision recall support
AFIB 0.824013 0.850777 0.799043 204.0
GSVT 0.846763 0.835966 0.858012 300.0
SB 0.870652 0.867369 0.873969 892.0
SR 0.858475 0.860029 0.856959 681.0
macro avg 0.849975 0.853535 0.846996 2077.0
micro avg 0.858728 0.858728 0.858728 2077.0
weighted avg 0.858628 0.858797 0.858728 2077.0

The result of Model Number:Dataset Number:Featuregroup Number:Rescale of 42 : 0 : 6 :
1

f1-score precision recall support
AFIB 0.797299 0.795285 0.799448 875.0
GSVT 0.812854 0.808385 0.817417 691.0
SB 0.851123 0.845991 0.856328 1553.0
SR 0.826028 0.840937 0.811654 907.0
macro avg 0.821826 0.822650 0.821212 4026.0
micro avg 0.827223 0.827223 0.827223 4026.0
weighted avg 0.827203 0.827378 0.827223 4026.0

The result of Model Number:Dataset Number:Featuregroup Number:Rescale of 42 : 0 : 7 :
0

f1-score precision recall support
AFIB 0.883232 0.901262 0.866299 204.0
GSVT 0.915303 0.907351 0.923563 300.0
SB 0.932901 0.931236 0.934574 892.0
SR 0.924218 0.924769 0.923673 681.0
macro avg 0.913913 0.916154 0.912027 2077.0
micro avg 0.922704 0.922704 0.922704 2077.0
weighted avg 0.922634 0.922721 0.922704 2077.0

The result of Model Number:Dataset Number:Featuregroup Number:Rescale of 42 : 0 : 7 :
1

f1-score precision recall support
AFIB 0.792388 0.777576 0.807861 875.0
GSVT 0.820145 0.833093 0.807696 691.0
SB 0.872189 0.870630 0.873761 1553.0
SR 0.850020 0.859025 0.841206 907.0
macro avg 0.833685 0.835081 0.832631 4026.0
micro avg 0.840765 0.840765 0.840765 4026.0
weighted avg 0.840918 0.841349 0.840765 4026.0

The result of Model Number:Dataset Number:Featuregroup Number:Rescale of 42 : 0 : 8 :
0

f1-score precision recall support
AFIB 0.707579 0.708946 0.706270 875.0
GSVT 0.685524 0.682513 0.688604 691.0
SB 0.716292 0.672755 0.765872 1553.0
SR 0.576514 0.668012 0.507199 907.0
macro avg 0.671477 0.683057 0.666986 4026.0
micro avg 0.681381 0.681381 0.681381 4026.0
weighted avg 0.677627 0.681227 0.681381 4026.0
The result of Model Number:Dataset Number:Featuregroup Number:Rescale of 42 : 0 : 8 :
1

f1-score precision recall support
AFIB 0.628942 0.676222 0.588498 204.0
GSVT 0.599803 0.618842 0.581992 300.0
SB 0.624910 0.593987 0.659235 892.0
SR 0.553186 0.576963 0.531347 681.0
macro avg 0.601710 0.616504 0.590268 2077.0
micro avg 0.599199 0.599199 0.599199 2077.0
weighted avg 0.598163 0.600072 0.599199 2077.0
The result of Model Number:Dataset Number:Featuregroup Number:Rescale of 42 : 0 : 9 :
0

f1-score precision recall support
AFIB 0.813845 0.816467 0.811316 875.0
GSVT 0.825287 0.812185 0.838894 691.0
SB 0.869574 0.862314 0.876964 1553.0
SR 0.825863 0.846838 0.805933 907.0
macro avg 0.833643 0.834451 0.833277 4026.0
micro avg 0.840160 0.840160 0.840160 4026.0
weighted avg 0.840014 0.840259 0.840160 4026.0
The result of Model Number:Dataset Number:Featuregroup Number:Rescale of 42 : 0 : 9 :
1

f1-score precision recall support
AFIB 0.823580 0.859724 0.790560 204.0
GSVT 0.766699 0.772220 0.761572 300.0
SB 0.795128 0.755199 0.839518 892.0
SR 0.705403 0.751977 0.664411 681.0
macro avg 0.772703 0.784780 0.764015 2077.0
micro avg 0.766037 0.766037 0.766037 2077.0
weighted avg 0.764397 0.766867 0.766037 2077.0
The result of Model Number:Dataset Number:Featuregroup Number:Rescale of 42 : 0 :
10 : 0

f1-score precision recall support
AFIB 0.791432 0.784433 0.798591 875.0
GSVT 0.719549 0.696829 0.800513 691.0
SB 0.648713 0.622854 0.689151 1553.0

SR 0.668592 0.675511 0.661858 907.0
macro avg 0.707072 0.694906 0.737528 4026.0
micro avg 0.725901 0.725901 0.725901 4026.0
weighted avg 0.696368 0.682530 0.725901 4026.0
The result of Model Number:Dataset Number:Featuregroup Number:Rescale of 42 : 0 :
10 : 1

f1-score precision recall support
AFIB 0.631220 0.625031 0.674900 204.0
GSVT 0.565985 0.559693 0.572563 300.0
SB 0.727326 0.722030 0.732706 892.0
SR 0.715128 0.720081 0.710301 681.0
macro avg 0.659915 0.656709 0.672618 2077.0
micro avg 0.696551 0.696551 0.696551 2077.0
weighted avg 0.690584 0.688416 0.696551 2077.0

The result of Model Number:Dataset Number:Featuregroup Number:Rescale of 42 : 1 : 0 :
0

f1-score precision recall support
AFIB 0.849816 0.885758 0.816960 204.0
GSVT 0.782619 0.783989 0.792994 300.0
SB 0.842562 0.802423 0.887745 892.0
SR 0.744866 0.804860 0.694544 681.0
macro avg 0.804966 0.819257 0.798061 2077.0
micro avg 0.803761 0.803761 0.803761 2077.0
weighted avg 0.802584 0.808744 0.803761 2077.0

The result of Model Number:Dataset Number:Featuregroup Number:Rescale of 42 : 1 : 0 :
1

f1-score precision recall support
AFIB 0.735388 0.735343 0.735478 875.0
GSVT 0.736979 0.732995 0.741020 691.0
SB 0.772188 0.767050 0.777405 1553.0
SR 0.751684 0.764016 0.739770 907.0
macro avg 0.749060 0.749851 0.748418 4026.0
micro avg 0.753569 0.753569 0.753569 4026.0
weighted avg 0.753528 0.753630 0.753569 4026.0

The result of Model Number:Dataset Number:Featuregroup Number:Rescale of 42 : 1 : 1 :
0

f1-score precision recall support
AFIB 0.747711 0.762060 0.733934 875.0
GSVT 0.797036 0.798252 0.795873 691.0
SB 0.867870 0.864056 0.871724 1553.0
SR 0.820110 0.811195 0.829308 907.0
macro avg 0.808182 0.808891 0.807710 4026.0
micro avg 0.819203 0.819203 0.819203 4026.0
weighted avg 0.818838 0.818685 0.819203 4026.0

The result of Model Number:Dataset Number:Featuregroup Number:Rescale of 42 : 1 : 1 : 1

	f1-score	precision	recall	support
AFIB	0.676308	0.685453	0.667686	204.0
GSVT	0.701996	0.700857	0.703164	300.0
SB	0.717241	0.716286	0.718205	892.0
SR	0.709910	0.709000	0.710847	681.0
macro avg	0.701364	0.702899	0.699976	2077.0
micro avg	0.708658	0.708658	0.708658	2077.0
weighted avg	0.708615	0.708640	0.708658	2077.0

The result of Model Number:Dataset Number:Featuregroup Number:Rescale of 42 : 1 : 2 : 0

	f1-score	precision	recall	support
AFIB	0.727664	0.732899	0.722505	875.0
GSVT	0.726505	0.722155	0.730919	691.0
SB	0.766356	0.757865	0.775041	1553.0
SR	0.735378	0.748498	0.722734	907.0
macro avg	0.738976	0.740354	0.737800	4026.0
micro avg	0.744266	0.744266	0.744266	4026.0
weighted avg	0.744128	0.744199	0.744266	4026.0

The result of Model Number:Dataset Number:Featuregroup Number:Rescale of 42 : 1 : 2 : 1

	f1-score	precision	recall	support
AFIB	0.803955	0.818710	0.790110	204.0
GSVT	0.834474	0.827765	0.841446	300.0
SB	0.849954	0.848437	0.851479	892.0
SR	0.841538	0.842287	0.840795	681.0
macro avg	0.832480	0.834300	0.830958	2077.0
micro avg	0.840499	0.840499	0.840499	2077.0
weighted avg	0.840441	0.840515	0.840499	2077.0

The result of Model Number:Dataset Number:Featuregroup Number:Rescale of 42 : 1 : 3 : 0

	f1-score	precision	recall	support
AFIB	0.766910	0.747284	0.787664	875.0
GSVT	0.724966	0.766055	0.688229	691.0
SB	0.768718	0.707406	0.841687	1553.0
SR	0.614076	0.745876	0.521972	907.0
macro avg	0.718668	0.741655	0.709888	4026.0
micro avg	0.731580	0.731580	0.731580	4026.0
weighted avg	0.725977	0.734806	0.731580	4026.0

The result of Model Number:Dataset Number:Featuregroup Number:Rescale of 42 : 1 : 3 : 1

	f1-score	precision	recall	support
AFIB	0.750275	0.765258	0.735982	204.0

GSVT 0.758701 0.749221 0.768538 300.0
SB 0.773186 0.765793 0.780724 892.0
SR 0.759144 0.769103 0.749461 681.0
macro avg 0.760326 0.762344 0.758676 2077.0
micro avg 0.764319 0.764319 0.764319 2077.0
weighted avg 0.764239 0.764432 0.764319 2077.0
The result of Model Number:Dataset Number:Featuregroup Number:Rescale of 42 : 1 : 4 :
0

f1-score precision recall support
AFIB 0.666369 0.670014 0.662787 875.0
GSVT 0.663194 0.657602 0.668948 691.0
SB 0.697514 0.690908 0.704250 1553.0
SR 0.671555 0.684082 0.659487 907.0
macro avg 0.674658 0.675651 0.673868 4026.0
micro avg 0.679095 0.679095 0.679095 4026.0
weighted avg 0.679006 0.679113 0.679095 4026.0
The result of Model Number:Dataset Number:Featuregroup Number:Rescale of 42 : 1 : 4 :
1

f1-score precision recall support
AFIB 0.758618 0.781624 0.736959 875.0
GSVT 0.809836 0.804219 0.815574 691.0
SB 0.886059 0.882669 0.889480 1553.0
SR 0.837998 0.825421 0.851014 907.0
macro avg 0.823128 0.823483 0.823257 4026.0
micro avg 0.834981 0.834981 0.834981 4026.0
weighted avg 0.834451 0.834346 0.834981 4026.0
The result of Model Number:Dataset Number:Featuregroup Number:Rescale of 42 : 1 : 5 :
0

f1-score precision recall support
AFIB 0.755096 0.776346 0.735133 204.0
GSVT 0.774617 0.769180 0.780278 300.0
SB 0.795919 0.792735 0.799131 892.0
SR 0.785340 0.785831 0.784873 681.0
macro avg 0.777743 0.781023 0.774854 2077.0
micro avg 0.785447 0.785447 0.785447 2077.0
weighted avg 0.785364 0.785459 0.785447 2077.0
The result of Model Number:Dataset Number:Featuregroup Number:Rescale of 42 : 1 : 5 :
1

f1-score precision recall support
AFIB 0.869501 0.872170 0.866986 204.0
GSVT 0.892342 0.890075 0.894701 300.0
SB 0.912276 0.911162 0.913399 892.0
SR 0.904809 0.906549 0.903084 681.0
macro avg 0.894732 0.894989 0.894543 2077.0

micro avg 0.902758 0.902758 0.902758 2077.0
weighted avg 0.902747 0.902774 0.902758 2077.0
The result of Model Number:Dataset Number:Featuregroup Number:Rescale of 42 : 1 : 6 :
0

	f1-score	precision	recall	support
AFIB	0.716650	0.724614	0.709228	204.0
GSVT	0.738849	0.734643	0.743318	300.0
SB	0.753547	0.752538	0.754561	892.0
SR	0.747137	0.748138	0.746149	681.0
macro avg	0.739046	0.739983	0.738314	2077.0
micro avg	0.745726	0.745726	0.745726	2077.0
weighted avg	0.745699	0.745768	0.745726	2077.0

The result of Model Number:Dataset Number:Featuregroup Number:Rescale of 42 : 1 : 6 :
1

	f1-score	precision	recall	support
AFIB	0.750803	0.743251	0.758531	875.0
GSVT	0.757522	0.764266	0.750951	691.0
SB	0.801425	0.798965	0.803901	1553.0
SR	0.785905	0.792784	0.779147	907.0
macro avg	0.773914	0.774817	0.773132	4026.0
micro avg	0.779375	0.779375	0.779375	4026.0
weighted avg	0.779391	0.779508	0.779375	4026.0

The result of Model Number:Dataset Number:Featuregroup Number:Rescale of 42 : 1 : 7 :
0

	f1-score	precision	recall	support
AFIB	0.688817	0.702165	0.676276	204.0
GSVT	0.715528	0.709545	0.721744	300.0
SB	0.728879	0.727416	0.730349	892.0
SR	0.721929	0.722677	0.721186	681.0
macro avg	0.713788	0.715451	0.712389	2077.0
micro avg	0.720791	0.720791	0.720791	2077.0
weighted avg	0.720737	0.720801	0.720791	2077.0

The result of Model Number:Dataset Number:Featuregroup Number:Rescale of 42 : 1 : 7 :
1

	f1-score	precision	recall	support
AFIB	0.838240	0.845739	0.830977	875.0
GSVT	0.854249	0.838006	0.871299	691.0
SB	0.906714	0.898859	0.914711	1553.0
SR	0.869473	0.889465	0.850399	907.0
macro avg	0.867169	0.868017	0.866847	4026.0
micro avg	0.874573	0.874573	0.874573	4026.0
weighted avg	0.874438	0.874753	0.874573	4026.0

The result of Model Number:Dataset Number:Featuregroup Number:Rescale of 42 : 1 : 8 :
0

f1-score precision recall support
AFIB 0.711187 0.789273 0.647333 204.0
GSVT 0.830408 0.820026 0.841218 300.0
SB 0.883513 0.879004 0.888068 892.0
SR 0.862815 0.850753 0.875229 681.0
macro avg 0.821981 0.834764 0.812962 2077.0
micro avg 0.853447 0.853447 0.853447 2077.0
weighted avg 0.852131 0.852409 0.853447 2077.0
The result of Model Number:Dataset Number:Featuregroup Number:Rescale of 42 : 1 : 8 :
1

f1-score precision recall support
AFIB 0.664493 0.678488 0.651168 204.0
GSVT 0.685152 0.678893 0.691544 300.0
SB 0.696342 0.694790 0.697904 892.0
SR 0.688067 0.688786 0.687357 681.0
macro avg 0.683514 0.685239 0.681993 2077.0
micro avg 0.688937 0.688937 0.688937 2077.0
weighted avg 0.688885 0.688924 0.688937 2077.0
The result of Model Number:Dataset Number:Featuregroup Number:Rescale of 42 : 1 : 9 :
0

f1-score precision recall support
AFIB 0.817731 0.831326 0.804761 204.0
GSVT 0.833411 0.827490 0.839479 300.0
SB 0.852742 0.847949 0.857608 892.0
SR 0.841878 0.847028 0.836816 681.0
macro avg 0.836440 0.838448 0.834666 2077.0
micro avg 0.842982 0.842982 0.842982 2077.0
weighted avg 0.842949 0.843059 0.842982 2077.0
The result of Model Number:Dataset Number:Featuregroup Number:Rescale of 42 : 1 : 9 :
1

f1-score precision recall support
AFIB 0.901706 0.918984 0.885296 204.0
GSVT 0.930380 0.925588 0.935309 300.0
SB 0.953389 0.951905 0.954886 892.0
SR 0.943995 0.943057 0.944964 681.0
macro avg 0.932368 0.934883 0.930114 2077.0
micro avg 0.941970 0.941970 0.941970 2077.0
weighted avg 0.941910 0.941969 0.941970 2077.0
The result of Model Number:Dataset Number:Featuregroup Number:Rescale of 42 : 1 :
10 : 0

f1-score precision recall support
AFIB 0.648555 0.650456 0.646715 875.0
GSVT 0.659286 0.650819 0.668063 691.0
SB 0.697745 0.696049 0.699452 1553.0

SR 0.680077 0.688148 0.672200 907.0
macro avg 0.671416 0.671368 0.671608 4026.0
micro avg 0.676463 0.676463 0.676463 4026.0
weighted avg 0.676473 0.676597 0.676463 4026.0
The result of Model Number:Dataset Number:Featuregroup Number:Rescale of 42 : 1 :
10 : 1

f1-score precision recall support
AFIB 0.845912 0.869718 0.823548 204.0
GSVT 0.867781 0.861690 0.874123 300.0
SB 0.891645 0.888077 0.895243 892.0
SR 0.879794 0.880343 0.879270 681.0
macro avg 0.871283 0.874957 0.868046 2077.0
micro avg 0.879914 0.879914 0.879914 2077.0
weighted avg 0.879821 0.879927 0.879914 2077.0

The result of Model Number:Dataset Number:Featuregroup Number:Rescale of 43 : 0 : 0 :
0

f1-score precision recall support
AFIB 0.807574 0.822435 0.793651 204.0
GSVT 0.837369 0.830356 0.844647 300.0
SB 0.853092 0.851663 0.854527 892.0
SR 0.845560 0.846311 0.844815 681.0
macro avg 0.835899 0.837691 0.834410 2077.0
micro avg 0.843936 0.843936 0.843936 2077.0
weighted avg 0.843881 0.843960 0.843936 2077.0

The result of Model Number:Dataset Number:Featuregroup Number:Rescale of 43 : 0 : 0 :
1

f1-score precision recall support
AFIB 0.659201 0.695060 0.627029 204.0
GSVT 0.692039 0.681572 0.702860 300.0
SB 0.708485 0.703876 0.713165 892.0
SR 0.699744 0.700374 0.699131 681.0
macro avg 0.689867 0.695221 0.685546 2077.0
micro avg 0.698615 0.698615 0.698615 2077.0
weighted avg 0.698403 0.698640 0.698615 2077.0

The result of Model Number:Dataset Number:Featuregroup Number:Rescale of 43 : 0 : 1 :
0

f1-score precision recall support
AFIB 0.773282 0.791792 0.756749 204.0
GSVT 0.796053 0.784837 0.807927 300.0
SB 0.816737 0.808439 0.825244 892.0
SR 0.797216 0.808727 0.786091 681.0
macro avg 0.795822 0.798449 0.794003 2077.0
micro avg 0.803178 0.803178 0.803178 2077.0
weighted avg 0.803081 0.803489 0.803178 2077.0

The result of Model Number:Dataset Number:Featuregroup Number:Rescale of 43 : 0 : 1 : 1

	f1-score	precision	recall	support
AFIB	0.679079	0.684448	0.673817	875.0
GSVT	0.696167	0.694695	0.697671	691.0
SB	0.742134	0.735575	0.748821	1553.0
SR	0.722378	0.729463	0.715447	907.0
macro avg	0.709940	0.711045	0.708939	4026.0
micro avg	0.716222	0.716222	0.716222	4026.0
weighted avg	0.716090	0.716070	0.716222	4026.0

The result of Model Number:Dataset Number:Featuregroup Number:Rescale of 43 : 0 : 2 : 0

	f1-score	precision	recall	support
AFIB	0.751255	0.766326	0.736915	204.0
GSVT	0.768666	0.760676	0.776866	300.0
SB	0.782882	0.779836	0.785953	892.0
SR	0.774655	0.777887	0.771468	681.0
macro avg	0.769364	0.771181	0.767801	2077.0
micro avg	0.775075	0.775075	0.775075	2077.0
weighted avg	0.775025	0.775103	0.775075	2077.0

The result of Model Number:Dataset Number:Featuregroup Number:Rescale of 43 : 0 : 2 : 1

	f1-score	precision	recall	support
AFIB	0.912590	0.938272	0.888464	204.0
GSVT	0.936183	0.929612	0.943025	300.0
SB	0.961928	0.958079	0.965810	892.0
SR	0.949142	0.949736	0.948578	681.0
macro avg	0.939961	0.943925	0.936469	2077.0
micro avg	0.949272	0.949272	0.949272	2077.0
weighted avg	0.949171	0.949286	0.949272	2077.0

The result of Model Number:Dataset Number:Featuregroup Number:Rescale of 43 : 0 : 3 : 0

	f1-score	precision	recall	support
AFIB	0.654935	0.648944	0.661068	875.0
GSVT	0.663327	0.669180	0.657675	691.0
SB	0.705095	0.701378	0.708863	1553.0
SR	0.689156	0.697461	0.681109	907.0
macro avg	0.678129	0.679241	0.677179	4026.0
micro avg	0.683437	0.683437	0.683437	4026.0
weighted avg	0.683434	0.683573	0.683437	4026.0

The result of Model Number:Dataset Number:Featuregroup Number:Rescale of 43 : 0 : 3 : 1

	f1-score	precision	recall	support
AFIB	0.755117	0.759261	0.751066	875.0

GSVT 0.756173 0.746613 0.766100 691.0
SB 0.795247 0.792056 0.798471 1553.0
SR 0.778175 0.787622 0.769001 907.0
macro avg 0.771178 0.771388 0.771159 4026.0
micro avg 0.775973 0.775973 0.775973 4026.0
weighted avg 0.775973 0.776130 0.775973 4026.0
The result of Model Number:Dataset Number:Featuregroup Number:Rescale of 43 : 0 : 4 :
0

f1-score precision recall support
AFIB 0.857215 0.858946 0.855510 204.0
GSVT 0.881064 0.878444 0.883704 300.0
SB 0.895663 0.894865 0.896465 892.0
SR 0.887964 0.889670 0.886277 681.0
macro avg 0.880477 0.880481 0.880489 2077.0
micro avg 0.887259 0.887259 0.887259 2077.0
weighted avg 0.887254 0.887262 0.887259 2077.0
The result of Model Number:Dataset Number:Featuregroup Number:Rescale of 43 : 0 : 4 :
1

f1-score precision recall support
AFIB 0.675431 0.680721 0.670259 875.0
GSVT 0.677212 0.668569 0.686124 691.0
SB 0.710319 0.707471 0.713199 1553.0
SR 0.695312 0.702137 0.688644 907.0
macro avg 0.689569 0.689725 0.689556 4026.0
micro avg 0.693687 0.693687 0.693687 4026.0
weighted avg 0.693674 0.693779 0.693687 4026.0
The result of Model Number:Dataset Number:Featuregroup Number:Rescale of 43 : 0 : 5 :
0

f1-score precision recall support
AFIB 0.861557 0.860769 0.862451 875.0
GSVT 0.879217 0.877511 0.881021 691.0
SB 0.932964 0.930886 0.935065 1553.0
SR 0.907499 0.913420 0.901688 907.0
macro avg 0.895309 0.895646 0.895056 4026.0
micro avg 0.902488 0.902488 0.902488 4026.0
weighted avg 0.902483 0.902551 0.902488 4026.0
The result of Model Number:Dataset Number:Featuregroup Number:Rescale of 43 : 0 : 5 :
1

f1-score precision recall support
AFIB 0.739589 0.797233 0.690062 204.0
GSVT 0.762143 0.775044 0.749696 300.0
SB 0.807728 0.800294 0.815326 892.0
SR 0.775579 0.764333 0.787198 681.0
macro avg 0.771260 0.784226 0.760571 2077.0

micro avg 0.784321 0.784321 0.784321 2077.0
weighted avg 0.783910 0.784555 0.784321 2077.0
The result of Model Number:Dataset Number:Featuregroup Number:Rescale of 43 : 0 : 6 :
0

	f1-score	precision	recall	support
AFIB	0.832557	0.821849	0.843606	875.0
GSVT	0.849504	0.856537	0.842621	691.0
SB	0.908291	0.904248	0.912381	1553.0
SR	0.882443	0.895495	0.869788	907.0
macro avg	0.868199	0.869532	0.867099	4026.0
micro avg	0.875865	0.875865	0.875865	4026.0
weighted avg	0.875918	0.876179	0.875865	4026.0

The result of Model Number:Dataset Number:Featuregroup Number:Rescale of 43 : 0 : 6 :
1

	f1-score	precision	recall	support
AFIB	0.751535	0.757492	0.745690	875.0
GSVT	0.761063	0.757708	0.764474	691.0
SB	0.809301	0.806101	0.812531	1553.0
SR	0.789413	0.791644	0.787234	907.0
macro avg	0.777828	0.778236	0.777482	4026.0
micro avg	0.784057	0.784057	0.784057	4026.0
weighted avg	0.783987	0.783974	0.784057	4026.0

The result of Model Number:Dataset Number:Featuregroup Number:Rescale of 43 : 0 : 7 :
0

	f1-score	precision	recall	support
AFIB	0.687215	0.688405	0.686039	875.0
GSVT	0.695547	0.687555	0.703785	691.0
SB	0.732435	0.723604	0.741488	1553.0
SR	0.697620	0.718758	0.677706	907.0
macro avg	0.703205	0.704581	0.702255	4026.0
micro avg	0.708597	0.708597	0.708597	4026.0
weighted avg	0.708433	0.708675	0.708597	4026.0

The result of Model Number:Dataset Number:Featuregroup Number:Rescale of 43 : 0 : 7 :
1

	f1-score	precision	recall	support
AFIB	0.841443	0.848929	0.834132	875.0
GSVT	0.859104	0.849677	0.868799	691.0
SB	0.923962	0.916768	0.931277	1553.0
SR	0.893257	0.905919	0.880949	907.0
macro avg	0.879442	0.880323	0.878789	4026.0
micro avg	0.888102	0.888102	0.888102	4026.0
weighted avg	0.887978	0.888065	0.888102	4026.0

The result of Model Number:Dataset Number:Featuregroup Number:Rescale of 43 : 0 : 8 :
0

f1-score precision recall support
AFIB 0.673701 0.672949 0.674475 875.0
GSVT 0.686024 0.677444 0.694845 691.0
SB 0.720665 0.714871 0.726559 1553.0
SR 0.688512 0.706577 0.671359 907.0
macro avg 0.692226 0.692960 0.691809 4026.0
micro avg 0.697360 0.697360 0.697360 4026.0
weighted avg 0.697269 0.697467 0.697360 4026.0
The result of Model Number:Dataset Number:Featuregroup Number:Rescale of 43 : 0 : 8 :
1

f1-score precision recall support
AFIB 0.863861 0.845304 0.883299 875.0
GSVT 0.894619 0.907593 0.882070 691.0
SB 0.952357 0.952176 0.952542 1553.0
SR 0.928488 0.939280 0.917947 907.0
macro avg 0.909832 0.911088 0.908965 4026.0
micro avg 0.917604 0.917604 0.917604 4026.0
weighted avg 0.917837 0.918391 0.917604 4026.0
The result of Model Number:Dataset Number:Featuregroup Number:Rescale of 43 : 0 : 9 :
0

f1-score precision recall support
AFIB 0.698453 0.778992 0.633099 204.0
GSVT 0.823548 0.809213 0.838574 300.0
SB 0.879294 0.875397 0.883236 892.0
SR 0.858889 0.847145 0.870989 681.0
macro avg 0.815046 0.827687 0.806475 2077.0
micro avg 0.848201 0.848201 0.848201 2077.0
weighted avg 0.846790 0.847106 0.848201 2077.0
The result of Model Number:Dataset Number:Featuregroup Number:Rescale of 43 : 0 : 9 :
1

f1-score precision recall support
AFIB 0.782419 0.761865 0.831401 875.0
GSVT 0.752680 0.712421 0.858040 691.0
SB 0.713203 0.708696 0.717789 1553.0
SR 0.692764 0.704700 0.681419 907.0
macro avg 0.735267 0.721921 0.772162 4026.0
micro avg 0.758359 0.758359 0.758359 4026.0
weighted avg 0.730417 0.719991 0.758359 4026.0
The result of Model Number:Dataset Number:Featuregroup Number:Rescale of 43 : 0 :
10 : 0

f1-score precision recall support
AFIB 0.726265 0.786893 0.675758 204.0
GSVT 0.779003 0.769207 0.789368 300.0
SB 0.798890 0.787698 0.810498 892.0

SR 0.777097 0.780738 0.773870 681.0
macro avg 0.770314 0.781134 0.762373 2077.0
micro avg 0.782202 0.782202 0.782202 2077.0
weighted avg 0.781739 0.782666 0.782202 2077.0
The result of Model Number:Dataset Number:Featuregroup Number:Rescale of 43 : 0 :
10 : 1

f1-score precision recall support
AFIB 0.833841 0.854636 0.814096 875.0
GSVT 0.887061 0.890461 0.883727 691.0
SB 0.960612 0.955961 0.965312 1553.0
SR 0.910233 0.895061 0.925987 907.0
macro avg 0.897937 0.899030 0.897280 4026.0
micro avg 0.909585 0.909585 0.909585 4026.0
weighted avg 0.909086 0.908978 0.909585 4026.0

The result of Model Number:Dataset Number:Featuregroup Number:Rescale of 43 : 1 : 0 :
0

f1-score precision recall support
AFIB 0.661856 0.697859 0.629554 204.0
GSVT 0.694826 0.684317 0.705691 300.0
SB 0.711338 0.706710 0.716037 892.0
SR 0.702561 0.703195 0.701946 681.0
macro avg 0.692645 0.698020 0.688307 2077.0
micro avg 0.701428 0.701428 0.701428 2077.0
weighted avg 0.701215 0.701454 0.701428 2077.0

The result of Model Number:Dataset Number:Featuregroup Number:Rescale of 43 : 1 : 0 :
1

f1-score precision recall support
AFIB 0.631952 0.637638 0.626565 875.0
GSVT 0.644825 0.631750 0.658605 691.0
SB 0.683841 0.676234 0.691704 1553.0
SR 0.656705 0.676226 0.638435 907.0
macro avg 0.654331 0.655462 0.653827 4026.0
micro avg 0.659865 0.659865 0.659865 4026.0
weighted avg 0.659754 0.660209 0.659865 4026.0

The result of Model Number:Dataset Number:Featuregroup Number:Rescale of 43 : 1 : 1 :
0

f1-score precision recall support
AFIB 0.657267 0.655873 0.658698 875.0
GSVT 0.667536 0.664336 0.670823 691.0
SB 0.702579 0.694192 0.711173 1553.0
SR 0.669929 0.688908 0.651981 907.0
macro avg 0.674328 0.675827 0.673169 4026.0
micro avg 0.679508 0.679508 0.679508 4026.0
weighted avg 0.679361 0.679549 0.679508 4026.0

The result of Model Number:Dataset Number:Featuregroup Number:Rescale of 43 : 1 : 1 : 1

	f1-score	precision	recall	support
AFIB	0.769641	0.754309	0.785649	875.0
GSVT	0.626420	0.582537	0.785199	691.0
SB	0.508270	0.509146	0.507398	1553.0
SR	0.823971	0.831227	0.816876	907.0
macro avg	0.682076	0.669305	0.723780	4026.0
micro avg	0.685273	0.685273	0.685273	4026.0
weighted avg	0.656477	0.647586	0.685273	4026.0

The result of Model Number:Dataset Number:Featuregroup Number:Rescale of 43 : 1 : 2 : 0

	f1-score	precision	recall	support
AFIB	0.578834	0.639378	0.528934	204.0
GSVT	0.680958	0.671967	0.690266	300.0
SB	0.722153	0.719347	0.724986	892.0
SR	0.704801	0.694756	0.715148	681.0
macro avg	0.671687	0.681362	0.664833	2077.0
micro avg	0.697489	0.697489	0.697489	2077.0
weighted avg	0.696437	0.696586	0.697489	2077.0

The result of Model Number:Dataset Number:Featuregroup Number:Rescale of 43 : 1 : 2 : 1

	f1-score	precision	recall	support
AFIB	0.902359	0.920460	0.885135	204.0
GSVT	0.923271	0.913674	0.933121	300.0
SB	0.940347	0.936689	0.944036	892.0
SR	0.930466	0.934348	0.926637	681.0
macro avg	0.924111	0.926293	0.922232	2077.0
micro avg	0.930970	0.930970	0.930970	2077.0
weighted avg	0.930909	0.931003	0.930970	2077.0

The result of Model Number:Dataset Number:Featuregroup Number:Rescale of 43 : 1 : 3 : 0

	f1-score	precision	recall	support
AFIB	0.715451	0.732300	0.699422	875.0
GSVT	0.754192	0.756096	0.752346	691.0
SB	0.820197	0.816797	0.823629	1553.0
SR	0.780423	0.768132	0.793150	907.0
macro avg	0.767566	0.768331	0.767137	4026.0
micro avg	0.777533	0.777533	0.777533	4026.0
weighted avg	0.777142	0.777051	0.777533	4026.0

The result of Model Number:Dataset Number:Featuregroup Number:Rescale of 43 : 1 : 3 : 1

	f1-score	precision	recall	support
AFIB	0.677034	0.680488	0.673637	875.0

GSVT 0.686378 0.682807 0.690046 691.0
SB 0.719431 0.718788 0.720080 1553.0
SR 0.706184 0.706760 0.705638 907.0
macro avg 0.697257 0.697211 0.697350 4026.0
micro avg 0.701578 0.701578 0.701578 4026.0
weighted avg 0.701559 0.701579 0.701578 4026.0
The result of Model Number:Dataset Number:Featuregroup Number:Rescale of 43 : 1 : 4 :
0

f1-score precision recall support
AFIB 0.922957 0.937108 0.909378 204.0
GSVT 0.944841 0.936825 0.953035 300.0
SB 0.961277 0.958175 0.964402 892.0
SR 0.951399 0.954931 0.947905 681.0
macro avg 0.945118 0.946760 0.943680 2077.0
micro avg 0.951947 0.951947 0.951947 2077.0
weighted avg 0.951900 0.951958 0.951947 2077.0
The result of Model Number:Dataset Number:Featuregroup Number:Rescale of 43 : 1 : 4 :
1

f1-score precision recall support
AFIB 0.862383 0.869345 0.855605 204.0
GSVT 0.882171 0.877845 0.886570 300.0
SB 0.899388 0.898390 0.900396 892.0
SR 0.892672 0.893859 0.891494 681.0
macro avg 0.884153 0.884860 0.883516 2077.0
micro avg 0.891081 0.891081 0.891081 2077.0
weighted avg 0.891065 0.891084 0.891081 2077.0
The result of Model Number:Dataset Number:Featuregroup Number:Rescale of 43 : 1 : 5 :
0

f1-score precision recall support
AFIB 0.683332 0.682514 0.684267 875.0
GSVT 0.696652 0.699049 0.694344 691.0
SB 0.737859 0.733313 0.742466 1553.0
SR 0.722843 0.729903 0.715999 907.0
macro avg 0.710171 0.711195 0.709269 4026.0
micro avg 0.715595 0.715595 0.715595 4026.0
weighted avg 0.715553 0.715623 0.715595 4026.0
The result of Model Number:Dataset Number:Featuregroup Number:Rescale of 43 : 1 : 5 :
1

f1-score precision recall support
AFIB 0.858275 0.878820 0.839925 204.0
GSVT 0.883549 0.871100 0.896728 300.0
SB 0.906506 0.897296 0.915948 892.0
SR 0.884840 0.897616 0.872492 681.0
macro avg 0.883292 0.886208 0.881273 2077.0

micro avg 0.891457 0.891457 0.891457 2077.0
weighted avg 0.891349 0.891803 0.891457 2077.0
The result of Model Number:Dataset Number:Featuregroup Number:Rescale of 43 : 1 : 6 :
0

	f1-score	precision	recall	support
AFIB	0.780737	0.809561	0.753968	204.0
GSVT	0.797425	0.789241	0.805904	300.0
SB	0.819266	0.815445	0.823123	892.0
SR	0.806491	0.806997	0.806013	681.0
macro avg	0.800980	0.805311	0.797252	2077.0
micro avg	0.808234	0.808234	0.808234	2077.0
weighted avg	0.808138	0.808312	0.808234	2077.0

The result of Model Number:Dataset Number:Featuregroup Number:Rescale of 43 : 1 : 6 :
1

	f1-score	precision	recall	support
AFIB	0.700014	0.697748	0.702317	875.0
GSVT	0.708131	0.710331	0.706015	691.0
SB	0.747193	0.745567	0.748829	1553.0
SR	0.733414	0.736874	0.730014	907.0
macro avg	0.722188	0.722630	0.721794	4026.0
micro avg	0.727133	0.727133	0.727133	4026.0
weighted avg	0.727131	0.727168	0.727133	4026.0

The result of Model Number:Dataset Number:Featuregroup Number:Rescale of 43 : 1 : 7 :
0

	f1-score	precision	recall	support
AFIB	0.784940	0.787241	0.782713	875.0
GSVT	0.797928	0.787680	0.808550	691.0
SB	0.844474	0.842422	0.846541	1553.0
SR	0.823091	0.832859	0.813558	907.0
macro avg	0.812608	0.812550	0.812840	4026.0
micro avg	0.818717	0.818717	0.818717	4026.0
weighted avg	0.818729	0.818879	0.818717	4026.0

The result of Model Number:Dataset Number:Featuregroup Number:Rescale of 43 : 1 : 7 :
1

	f1-score	precision	recall	support
AFIB	0.735337	0.738021	0.732722	875.0
GSVT	0.748047	0.738306	0.758112	691.0
SB	0.788517	0.779832	0.797402	1553.0
SR	0.747288	0.767931	0.727766	907.0
macro avg	0.754797	0.756023	0.754001	4026.0
micro avg	0.760913	0.760913	0.760913	4026.0
weighted avg	0.760725	0.760937	0.760913	4026.0

The result of Model Number:Dataset Number:Featuregroup Number:Rescale of 43 : 1 : 8 :
0

f1-score precision recall support
AFIB 0.650268 0.670369 0.631905 204.0
GSVT 0.607017 0.620214 0.594819 300.0
SB 0.640250 0.611834 0.671465 892.0
SR 0.576475 0.606097 0.549694 681.0
macro avg 0.618503 0.627129 0.611971 2077.0
micro avg 0.616583 0.616583 0.616583 2077.0
weighted avg 0.615523 0.616913 0.616583 2077.0
The result of Model Number:Dataset Number:Featuregroup Number:Rescale of 43 : 1 : 8 :
1

f1-score precision recall support
AFIB 0.563948 0.620845 0.516934 204.0
GSVT 0.665059 0.655879 0.674605 300.0
SB 0.706164 0.703808 0.708538 892.0
SR 0.688079 0.678560 0.697879 681.0
macro avg 0.655812 0.664773 0.649489 2077.0
micro avg 0.681323 0.681323 0.681323 2077.0
weighted avg 0.680329 0.680458 0.681323 2077.0
The result of Model Number:Dataset Number:Featuregroup Number:Rescale of 43 : 1 : 9 :
0

f1-score precision recall support
AFIB 0.616030 0.627535 0.682039 204.0
GSVT 0.739787 0.724801 0.755781 300.0
SB 0.608584 0.602898 0.614385 892.0
SR 0.740731 0.746919 0.734748 681.0
macro avg 0.676283 0.675538 0.696738 2077.0
micro avg 0.680917 0.680917 0.680917 2077.0
weighted avg 0.671594 0.670147 0.680917 2077.0
The result of Model Number:Dataset Number:Featuregroup Number:Rescale of 43 : 1 : 9 :
1

f1-score precision recall support
AFIB 0.672905 0.672154 0.673679 875.0
GSVT 0.685214 0.676644 0.694024 691.0
SB 0.719813 0.714026 0.725700 1553.0
SR 0.687699 0.705742 0.670566 907.0
macro avg 0.691408 0.692141 0.690992 4026.0
micro avg 0.696536 0.696536 0.696536 4026.0
weighted avg 0.696445 0.696643 0.696536 4026.0
The result of Model Number:Dataset Number:Featuregroup Number:Rescale of 43 : 1 :
10 : 0

f1-score precision recall support
AFIB 0.808131 0.800738 0.815698 875.0
GSVT 0.818486 0.825708 0.811512 691.0
SB 0.870024 0.865438 0.874672 1553.0

SR 0.850357 0.860604 0.840427 907.0
macro avg 0.836749 0.838122 0.835577 4026.0
micro avg 0.843300 0.843300 0.843300 4026.0
weighted avg 0.843296 0.843468 0.843300 4026.0
The result of Model Number:Dataset Number:Featuregroup Number:Rescale of 43 : 1 :
10 : 1

f1-score precision recall support
AFIB 0.793433 0.804162 0.783318 204.0
GSVT 0.823570 0.822233 0.824940 300.0
SB 0.841455 0.840334 0.842586 892.0
SR 0.832854 0.831787 0.833953 681.0
macro avg 0.822828 0.824629 0.821199 2077.0
micro avg 0.831386 0.831386 0.831386 2077.0
weighted avg 0.831335 0.831364 0.831386 2077.0

The result of Model Number:Dataset Number:Featuregroup Number:Rescale of 44 : 0 : 0 :
0

f1-score precision recall support
AFIB 0.889017 0.889810 0.888316 875.0
GSVT 0.905301 0.907676 0.903091 691.0
SB 0.960989 0.954591 0.967484 1553.0
SR 0.942265 0.950868 0.933851 907.0
macro avg 0.924393 0.925736 0.923185 4026.0
micro avg 0.931649 0.931649 0.931649 4026.0
weighted avg 0.931571 0.931621 0.931649 4026.0

The result of Model Number:Dataset Number:Featuregroup Number:Rescale of 44 : 0 : 0 :
1

f1-score precision recall support
AFIB 0.814202 0.858492 0.774465 204.0
GSVT 0.854761 0.841834 0.868127 300.0
SB 0.875074 0.869381 0.880854 892.0
SR 0.864277 0.865056 0.863520 681.0
macro avg 0.852078 0.858691 0.846742 2077.0
micro avg 0.862883 0.862883 0.862883 2077.0
weighted avg 0.862621 0.862915 0.862883 2077.0

The result of Model Number:Dataset Number:Featuregroup Number:Rescale of 44 : 0 : 1 :
0

f1-score precision recall support
AFIB 0.831758 0.835544 0.828058 875.0
GSVT 0.835800 0.827469 0.844372 691.0
SB 0.880935 0.871336 0.890748 1553.0
SR 0.842519 0.862465 0.823478 907.0
macro avg 0.847753 0.849203 0.846664 4026.0
micro avg 0.854009 0.854009 0.854009 4026.0
weighted avg 0.853846 0.854029 0.854009 4026.0

The result of Model Number:Dataset Number:Featuregroup Number:Rescale of 44 : 0 : 1 : 1

	f1-score	precision	recall	support
AFIB	0.710725	0.726409	0.695755	204.0
GSVT	0.726257	0.714214	0.738801	300.0
SB	0.740212	0.734423	0.746102	892.0
SR	0.722248	0.730941	0.713761	681.0
macro avg	0.724861	0.726497	0.723605	2077.0
micro avg	0.729499	0.729499	0.729499	2077.0
weighted avg	0.729410	0.729575	0.729499	2077.0

The result of Model Number:Dataset Number:Featuregroup Number:Rescale of 44 : 0 : 2 : 0

	f1-score	precision	recall	support
AFIB	0.709549	0.755781	0.668962	204.0
GSVT	0.740634	0.722429	0.759880	300.0
SB	0.762355	0.752561	0.772433	892.0
SR	0.742553	0.751420	0.733943	681.0
macro avg	0.738773	0.745548	0.733805	2077.0
micro avg	0.747837	0.747837	0.747837	2077.0
weighted avg	0.747538	0.748151	0.747837	2077.0

The result of Model Number:Dataset Number:Featuregroup Number:Rescale of 44 : 0 : 2 : 1

	f1-score	precision	recall	support
AFIB	0.897617	0.911226	0.884431	204.0
GSVT	0.912051	0.904362	0.919919	300.0
SB	0.932281	0.929274	0.935311	892.0
SR	0.922274	0.925699	0.918898	681.0
macro avg	0.916056	0.917640	0.914640	2077.0
micro avg	0.922709	0.922709	0.922709	2077.0
weighted avg	0.922673	0.922731	0.922709	2077.0

The result of Model Number:Dataset Number:Featuregroup Number:Rescale of 44 : 0 : 3 : 0

	f1-score	precision	recall	support
AFIB	0.779469	0.763728	0.795936	875.0
GSVT	0.805312	0.818117	0.793076	691.0
SB	0.856864	0.856816	0.856919	1553.0
SR	0.836089	0.843708	0.828621	907.0
macro avg	0.819434	0.820592	0.818638	4026.0
micro avg	0.826332	0.826332	0.826332	4026.0
weighted avg	0.826515	0.826989	0.826332	4026.0

The result of Model Number:Dataset Number:Featuregroup Number:Rescale of 44 : 0 : 3 : 1

	f1-score	precision	recall	support
AFIB	0.735495	0.720641	0.751032	875.0

GSVT 0.759880 0.771961 0.748334 691.0
SB 0.808523 0.808478 0.808575 1553.0
SR 0.788920 0.796109 0.781873 907.0
macro avg 0.773204 0.774297 0.772453 4026.0
micro avg 0.779714 0.779714 0.779714 4026.0
weighted avg 0.779886 0.780334 0.779714 4026.0
The result of Model Number:Dataset Number:Featuregroup Number:Rescale of 44 : 0 : 4 :
0

f1-score precision recall support

AFIB 0.747081 0.756974 0.737556 204.0
GSVT 0.769626 0.766848 0.772441 300.0
SB 0.779212 0.776787 0.781656 892.0
SR 0.770722 0.772206 0.769264 681.0
macro avg 0.766660 0.768204 0.765229 2077.0
micro avg 0.771930 0.771930 0.771930 2077.0
weighted avg 0.771888 0.771904 0.771930 2077.0

The result of Model Number:Dataset Number:Featuregroup Number:Rescale of 44 : 0 : 4 :
1

f1-score precision recall support

AFIB 0.677738 0.674982 0.680534 875.0
GSVT 0.687645 0.691802 0.683564 691.0
SB 0.725251 0.724368 0.726138 1553.0
SR 0.710121 0.711246 0.709020 907.0
macro avg 0.700189 0.700599 0.699814 4026.0
micro avg 0.705063 0.705063 0.705063 4026.0
weighted avg 0.705061 0.705089 0.705063 4026.0

The result of Model Number:Dataset Number:Featuregroup Number:Rescale of 44 : 0 : 5 :
0

f1-score precision recall support

AFIB 0.815700 0.827247 0.805141 204.0
GSVT 0.832636 0.817305 0.848705 300.0
SB 0.850382 0.840980 0.860011 892.0
SR 0.832511 0.849467 0.816268 681.0
macro avg 0.832807 0.833750 0.832531 2077.0
micro avg 0.838646 0.838646 0.838646 2077.0
weighted avg 0.838553 0.838994 0.838646 2077.0

The result of Model Number:Dataset Number:Featuregroup Number:Rescale of 44 : 0 : 5 :
1

f1-score precision recall support

AFIB 0.727307 0.734391 0.720535 204.0
GSVT 0.744126 0.740709 0.747599 300.0
SB 0.754409 0.751813 0.757028 892.0
SR 0.748038 0.750940 0.745193 681.0
macro avg 0.743470 0.744463 0.742589 2077.0

micro avg 0.748201 0.748201 0.748201 2077.0
weighted avg 0.748173 0.748212 0.748201 2077.0
The result of Model Number:Dataset Number:Featuregroup Number:Rescale of 44 : 0 : 6 :
0

	f1-score	precision	recall	support
AFIB	0.868205	0.891670	0.846122	204.0
GSVT	0.875361	0.862475	0.888757	300.0
SB	0.892317	0.882824	0.902019	892.0
SR	0.875767	0.887800	0.864069	681.0
macro avg	0.877912	0.881192	0.875242	2077.0
micro avg	0.882170	0.882170	0.882170	2077.0
weighted avg	0.882073	0.882385	0.882170	2077.0

The result of Model Number:Dataset Number:Featuregroup Number:Rescale of 44 : 0 : 6 :
1

	f1-score	precision	recall	support
AFIB	0.795331	0.794615	0.796125	875.0
GSVT	0.809109	0.801701	0.816719	691.0
SB	0.849064	0.841599	0.856663	1553.0
SR	0.809091	0.829093	0.790102	907.0
macro avg	0.815649	0.816752	0.814902	4026.0
micro avg	0.821655	0.821655	0.821655	4026.0
weighted avg	0.821523	0.821722	0.821655	4026.0

The result of Model Number:Dataset Number:Featuregroup Number:Rescale of 44 : 0 : 7 :
0

	f1-score	precision	recall	support
AFIB	0.779218	0.779357	0.779113	875.0
GSVT	0.787462	0.790122	0.784869	691.0
SB	0.827188	0.824336	0.830064	1553.0
SR	0.811481	0.814218	0.808792	907.0
macro avg	0.801337	0.802008	0.800710	4026.0
micro avg	0.806441	0.806441	0.806441	4026.0
weighted avg	0.806405	0.806409	0.806441	4026.0

The result of Model Number:Dataset Number:Featuregroup Number:Rescale of 44 : 0 : 7 :
1

	f1-score	precision	recall	support
AFIB	0.639793	0.710039	0.582348	204.0
GSVT	0.747044	0.737705	0.756770	300.0
SB	0.794819	0.790763	0.798917	892.0
SR	0.776199	0.765347	0.787366	681.0
macro avg	0.739464	0.750963	0.731350	2077.0
micro avg	0.767771	0.767771	0.767771	2077.0
weighted avg	0.766587	0.766837	0.767771	2077.0

The result of Model Number:Dataset Number:Featuregroup Number:Rescale of 44 : 0 : 8 :
0

f1-score precision recall support
AFIB 0.813947 0.813897 0.814046 875.0
GSVT 0.815708 0.811298 0.820180 691.0
SB 0.854678 0.848991 0.860452 1553.0
SR 0.831983 0.845633 0.818797 907.0
macro avg 0.829079 0.829955 0.828369 4026.0
micro avg 0.834070 0.834070 0.834070 4026.0
weighted avg 0.834024 0.834138 0.834070 4026.0
The result of Model Number:Dataset Number:Featuregroup Number:Rescale of 44 : 0 : 8 :
1

f1-score precision recall support
AFIB 0.711816 0.738296 0.687488 204.0
GSVT 0.660538 0.691190 0.632551 300.0
SB 0.691940 0.650205 0.739412 892.0
SR 0.607657 0.649876 0.570659 681.0
macro avg 0.667988 0.682392 0.657527 2077.0
micro avg 0.663547 0.663547 0.663547 2077.0
weighted avg 0.661722 0.664669 0.663547 2077.0
The result of Model Number:Dataset Number:Featuregroup Number:Rescale of 44 : 0 : 9 :
0

f1-score precision recall support
AFIB 0.644192 0.629178 0.660044 875.0
GSVT 0.618401 0.625199 0.611791 691.0
SB 0.650768 0.608746 0.699038 1553.0
SR 0.520838 0.625426 0.446497 907.0
macro avg 0.608550 0.622137 0.604342 4026.0
micro avg 0.618695 0.618695 0.618695 4026.0
weighted avg 0.614512 0.619768 0.618695 4026.0
The result of Model Number:Dataset Number:Featuregroup Number:Rescale of 44 : 0 : 9 :
1

f1-score precision recall support
AFIB 0.754875 0.841920 0.684242 204.0
GSVT 0.890075 0.874582 0.906315 300.0
SB 0.950325 0.946113 0.954585 892.0
SR 0.928271 0.915579 0.941349 681.0
macro avg 0.880887 0.894549 0.871623 2077.0
micro avg 0.916720 0.916720 0.916720 2077.0
weighted avg 0.915195 0.915536 0.916720 2077.0
The result of Model Number:Dataset Number:Featuregroup Number:Rescale of 44 : 0 :
10 : 0

f1-score precision recall support
AFIB 0.856231 0.914694 0.805158 204.0
GSVT 0.905122 0.886677 0.924429 300.0
SB 0.927572 0.919440 0.935883 892.0

SR 0.904692 0.907704 0.901779 681.0
macro avg 0.898404 0.907129 0.891812 2077.0
micro avg 0.910207 0.910207 0.910207 2077.0
weighted avg 0.909820 0.910394 0.910207 2077.0
The result of Model Number:Dataset Number:Featuregroup Number:Rescale of 44 : 0 :
10 : 1

f1-score precision recall support
AFIB 0.647698 0.628339 0.690614 875.0
GSVT 0.554657 0.542511 0.567565 691.0
SB 0.735687 0.729693 0.741976 1553.0
SR 0.690180 0.719157 0.664743 907.0
macro avg 0.657056 0.654925 0.666225 4026.0
micro avg 0.683479 0.683479 0.683479 4026.0
weighted avg 0.675241 0.673165 0.683479 4026.0

The result of Model Number:Dataset Number:Featuregroup Number:Rescale of 44 : 1 : 0 :
0

f1-score precision recall support
AFIB 0.773871 0.786438 0.761741 875.0
GSVT 0.823035 0.825614 0.820521 691.0
SB 0.895420 0.892335 0.898532 1553.0
SR 0.847702 0.838260 0.857410 907.0
macro avg 0.835007 0.835662 0.834551 4026.0
micro avg 0.846149 0.846149 0.846149 4026.0
weighted avg 0.845829 0.845686 0.846149 4026.0

The result of Model Number:Dataset Number:Featuregroup Number:Rescale of 44 : 1 : 0 :
1

f1-score precision recall support
AFIB 0.844775 0.844724 0.844879 875.0
GSVT 0.846603 0.842026 0.851245 691.0
SB 0.887049 0.881146 0.893042 1553.0
SR 0.863494 0.877662 0.849809 907.0
macro avg 0.860480 0.861389 0.859744 4026.0
micro avg 0.865661 0.865661 0.865661 4026.0
weighted avg 0.865613 0.865731 0.865661 4026.0

The result of Model Number:Dataset Number:Featuregroup Number:Rescale of 44 : 1 : 1 :
0

f1-score precision recall support
AFIB 0.670674 0.656266 0.685764 875.0
GSVT 0.694553 0.704626 0.684810 691.0
SB 0.739379 0.739239 0.739523 1553.0
SR 0.720848 0.729226 0.712664 907.0
macro avg 0.706364 0.707339 0.705690 4026.0
micro avg 0.712398 0.712398 0.712398 4026.0
weighted avg 0.712578 0.713009 0.712398 4026.0

The result of Model Number:Dataset Number:Featuregroup Number:Rescale of 44 : 1 : 1 : 1

	f1-score	precision	recall	support
AFIB	0.662579	0.657511	0.667813	875.0
GSVT	0.677824	0.681531	0.674197	691.0
SB	0.717761	0.717258	0.718270	1553.0
SR	0.698696	0.702085	0.695376	907.0
macro avg	0.689215	0.689596	0.688914	4026.0
micro avg	0.694582	0.694582	0.694582	4026.0
weighted avg	0.694618	0.694723	0.694582	4026.0

The result of Model Number:Dataset Number:Featuregroup Number:Rescale of 44 : 1 : 2 : 0

	f1-score	precision	recall	support
AFIB	0.865011	0.884590	0.846391	204.0
GSVT	0.888030	0.883682	0.892460	300.0
SB	0.906197	0.903580	0.908836	892.0
SR	0.900375	0.899986	0.900778	681.0
macro avg	0.889903	0.892960	0.887116	2077.0
micro avg	0.897695	0.897695	0.897695	2077.0
weighted avg	0.897619	0.897663	0.897695	2077.0

The result of Model Number:Dataset Number:Featuregroup Number:Rescale of 44 : 1 : 2 : 1

	f1-score	precision	recall	support
AFIB	0.769179	0.739774	0.817563	875.0
GSVT	0.797000	0.769494	0.834309	691.0
SB	0.888006	0.872332	0.905230	1553.0
SR	0.752121	0.904382	0.649355	907.0
macro avg	0.801577	0.821495	0.801614	4026.0
micro avg	0.816359	0.816359	0.816359	4026.0
weighted avg	0.815948	0.833092	0.816359	4026.0

The result of Model Number:Dataset Number:Featuregroup Number:Rescale of 44 : 1 : 3 : 0

	f1-score	precision	recall	support
AFIB	0.836905	0.828700	0.894819	204.0
GSVT	0.750414	0.742071	0.759135	300.0
SB	0.964329	0.957306	0.971461	892.0
SR	0.948156	0.954723	0.941756	681.0
macro avg	0.874951	0.870700	0.891793	2077.0
micro avg	0.923526	0.923526	0.923526	2077.0
weighted avg	0.915613	0.912739	0.923526	2077.0

The result of Model Number:Dataset Number:Featuregroup Number:Rescale of 44 : 1 : 3 : 1

	f1-score	precision	recall	support
AFIB	0.837689	0.841678	0.833775	875.0

GSVT 0.848038 0.832626 0.864117 691.0
SB 0.897288 0.893852 0.900753 1553.0
SR 0.870766 0.885671 0.856369 907.0
macro avg 0.863445 0.863457 0.863754 4026.0
micro avg 0.869909 0.869909 0.869909 4026.0
weighted avg 0.869907 0.870161 0.869909 4026.0
The result of Model Number:Dataset Number:Featuregroup Number:Rescale of 44 : 1 : 4 :
0

f1-score precision recall support
AFIB 0.560119 0.570580 0.620137 204.0
GSVT 0.672644 0.659018 0.687186 300.0
SB 0.553349 0.548179 0.558623 892.0
SR 0.673502 0.679129 0.668062 681.0
macro avg 0.614904 0.614226 0.633502 2077.0
micro avg 0.619117 0.619117 0.619117 2077.0
weighted avg 0.610640 0.609324 0.619117 2077.0
The result of Model Number:Dataset Number:Featuregroup Number:Rescale of 44 : 1 : 4 :
1

f1-score precision recall support
AFIB 0.668678 0.667596 0.669823 875.0
GSVT 0.674805 0.677488 0.672177 691.0
SB 0.708663 0.706087 0.711263 1553.0
SR 0.697071 0.700598 0.693619 907.0
macro avg 0.687304 0.687942 0.686720 4026.0
micro avg 0.691573 0.691573 0.691573 4026.0
weighted avg 0.691550 0.691576 0.691573 4026.0
The result of Model Number:Dataset Number:Featuregroup Number:Rescale of 44 : 1 : 5 :
0

f1-score precision recall support
AFIB 0.847513 0.855741 0.839967 204.0
GSVT 0.872918 0.868791 0.877314 300.0
SB 0.890594 0.889601 0.891592 892.0
SR 0.882758 0.883673 0.881851 681.0
macro avg 0.873446 0.874451 0.872681 2077.0
micro avg 0.881265 0.881265 0.881265 2077.0
weighted avg 0.881240 0.881326 0.881265 2077.0
The result of Model Number:Dataset Number:Featuregroup Number:Rescale of 44 : 1 : 5 :
1

f1-score precision recall support
AFIB 0.823289 0.823436 0.823178 875.0
GSVT 0.831999 0.834810 0.829260 691.0
SB 0.873972 0.870959 0.877011 1553.0
SR 0.857376 0.860268 0.854535 907.0
macro avg 0.846659 0.847368 0.845996 4026.0

micro avg 0.852052 0.852052 0.852052 4026.0
weighted avg 0.852014 0.852017 0.852052 4026.0
The result of Model Number:Dataset Number:Featuregroup Number:Rescale of 44 : 1 : 6 :
0

	f1-score	precision	recall	support
AFIB	0.793090	0.762770	0.842978	875.0
GSVT	0.821775	0.793414	0.860244	691.0
SB	0.915610	0.899449	0.933369	1553.0
SR	0.775501	0.932495	0.669541	907.0
macro avg	0.826494	0.847032	0.826533	4026.0
micro avg	0.841736	0.841736	0.841736	4026.0
weighted avg	0.841312	0.858989	0.841736	4026.0

The result of Model Number:Dataset Number:Featuregroup Number:Rescale of 44 : 1 : 6 :
1

	f1-score	precision	recall	support
AFIB	0.877986	0.884946	0.871158	875.0
GSVT	0.889117	0.885197	0.893102	691.0
SB	0.945472	0.941734	0.949246	1553.0
SR	0.922238	0.924844	0.919691	907.0
macro avg	0.908703	0.909180	0.908299	4026.0
micro avg	0.915980	0.915980	0.915980	4026.0
weighted avg	0.915898	0.915883	0.915980	4026.0

The result of Model Number:Dataset Number:Featuregroup Number:Rescale of 44 : 1 : 7 :
0

	f1-score	precision	recall	support
AFIB	0.687613	0.678980	0.696668	875.0
GSVT	0.637969	0.657285	0.621889	691.0
SB	0.686875	0.636198	0.748141	1553.0
SR	0.534067	0.653658	0.455410	907.0
macro avg	0.636631	0.656530	0.630527	4026.0
micro avg	0.649337	0.649337	0.649337	4026.0
weighted avg	0.644216	0.653049	0.649337	4026.0

The result of Model Number:Dataset Number:Featuregroup Number:Rescale of 44 : 1 : 7 :
1

	f1-score	precision	recall	support
AFIB	0.738905	0.750903	0.727323	875.0
GSVT	0.785847	0.788309	0.783447	691.0
SB	0.854962	0.852015	0.857933	1553.0
SR	0.809399	0.800384	0.818669	907.0
macro avg	0.797278	0.797903	0.796843	4026.0
micro avg	0.807916	0.807916	0.807916	4026.0
weighted avg	0.807611	0.807474	0.807916	4026.0

The result of Model Number:Dataset Number:Featuregroup Number:Rescale of 44 : 1 : 8 :
0

f1-score precision recall support
AFIB 0.645759 0.645168 0.646429 875.0
GSVT 0.658996 0.657717 0.660348 691.0
SB 0.699280 0.697723 0.700856 1553.0
SR 0.680194 0.684631 0.675838 907.0
macro avg 0.671057 0.671310 0.670868 4026.0
micro avg 0.676438 0.676438 0.676438 4026.0
weighted avg 0.676434 0.676485 0.676438 4026.0
The result of Model Number:Dataset Number:Featuregroup Number:Rescale of 44 : 1 : 8 :
1

f1-score precision recall support
AFIB 0.759875 0.778826 0.741882 875.0
GSVT 0.808374 0.811473 0.805337 691.0
SB 0.875401 0.871163 0.879684 1553.0
SR 0.829491 0.815665 0.843848 907.0
macro avg 0.818286 0.819282 0.817688 4026.0
micro avg 0.828901 0.828901 0.828901 4026.0
weighted avg 0.828446 0.828347 0.828901 4026.0
The result of Model Number:Dataset Number:Featuregroup Number:Rescale of 44 : 1 : 9 :
0

f1-score precision recall support
AFIB 0.696058 0.721952 0.672269 204.0
GSVT 0.645915 0.675889 0.618547 300.0
SB 0.676622 0.635811 0.723043 892.0
SR 0.594205 0.635490 0.558026 681.0
macro avg 0.653200 0.667285 0.642971 2077.0
micro avg 0.648858 0.648858 0.648858 2077.0
weighted avg 0.647073 0.649955 0.648858 2077.0
The result of Model Number:Dataset Number:Featuregroup Number:Rescale of 44 : 1 : 9 :
1

f1-score precision recall support
AFIB 0.723583 0.714582 0.732895 875.0
GSVT 0.746237 0.755582 0.737195 691.0
SB 0.796131 0.795268 0.797001 1553.0
SR 0.774658 0.778630 0.770730 907.0
macro avg 0.760152 0.761015 0.759455 4026.0
micro avg 0.766885 0.766885 0.766885 4026.0
weighted avg 0.766962 0.767172 0.766885 4026.0
The result of Model Number:Dataset Number:Featuregroup Number:Rescale of 44 : 1 :
10 : 0

f1-score precision recall support
AFIB 0.773197 0.762842 0.783886 875.0
GSVT 0.790484 0.796654 0.784423 691.0
SB 0.839274 0.836648 0.841921 1553.0

SR 0.818978 0.829835 0.808416 907.0
macro avg 0.805483 0.806495 0.804661 4026.0
micro avg 0.811891 0.811891 0.811891 4026.0
weighted avg 0.811967 0.812208 0.811891 4026.0
The result of Model Number:Dataset Number:Featuregroup Number:Rescale of 44 : 1 : 10 : 1

f1-score precision recall support
AFIB 0.796117 0.812848 0.780092 875.0
GSVT 0.847772 0.850684 0.844921 691.0
SB 0.923659 0.919306 0.928058 1553.0
SR 0.874347 0.862703 0.886383 907.0
macro avg 0.860474 0.861385 0.859863 4026.0
micro avg 0.872241 0.872241 0.872241 4026.0
weighted avg 0.871805 0.871639 0.872241 4026.0

The result of Model Number:Dataset Number:Featuregroup Number:Rescale of 45 : 0 : 0 : 0

f1-score precision recall support
AFIB 0.609440 0.595106 0.641607 875.0
GSVT 0.585616 0.580217 0.598961 691.0
SB 0.635141 0.590419 0.687924 1553.0
SR 0.396018 0.496671 0.329796 907.0
macro avg 0.556554 0.565603 0.564572 4026.0
micro avg 0.581907 0.581907 0.581907 4026.0
weighted avg 0.567184 0.568567 0.581907 4026.0

The result of Model Number:Dataset Number:Featuregroup Number:Rescale of 45 : 0 : 0 : 1

f1-score precision recall support
AFIB 0.642314 0.633417 0.651490 875.0
GSVT 0.656560 0.661873 0.651334 691.0
SB 0.696930 0.694928 0.698949 1553.0
SR 0.679976 0.688826 0.671357 907.0
macro avg 0.668945 0.669761 0.668283 4026.0
micro avg 0.674246 0.674246 0.674246 4026.0
weighted avg 0.674312 0.674511 0.674246 4026.0

The result of Model Number:Dataset Number:Featuregroup Number:Rescale of 45 : 0 : 1 : 0

f1-score precision recall support
AFIB 0.841564 0.836530 0.846773 875.0
GSVT 0.848456 0.853037 0.844047 691.0
SB 0.899236 0.896607 0.901894 1553.0
SR 0.878917 0.885230 0.872710 907.0
macro avg 0.867043 0.867851 0.866356 4026.0
micro avg 0.873411 0.873411 0.873411 4026.0
weighted avg 0.873409 0.873509 0.873411 4026.0

The result of Model Number:Dataset Number:Featuregroup Number:Rescale of 45 : 0 : 1 :
1

	f1-score	precision	recall	support
AFIB	0.912665	0.932501	0.893905	204.0
GSVT	0.950339	0.944733	0.956038	300.0
SB	0.970756	0.968603	0.972930	892.0
SR	0.961024	0.960482	0.961591	681.0
macro avg	0.948696	0.951580	0.946116	2077.0
micro avg	0.959011	0.959011	0.959011	2077.0
weighted avg	0.958911	0.958947	0.959011	2077.0

The result of Model Number:Dataset Number:Featuregroup Number:Rescale of 45 : 0 : 2 :
0

	f1-score	precision	recall	support
AFIB	0.759652	0.767027	0.752889	204.0
GSVT	0.782423	0.778725	0.786364	300.0
SB	0.798268	0.797377	0.799162	892.0
SR	0.791244	0.792063	0.790430	681.0
macro avg	0.782897	0.783798	0.782211	2077.0
micro avg	0.789906	0.789906	0.789906	2077.0
weighted avg	0.789884	0.789960	0.789906	2077.0

The result of Model Number:Dataset Number:Featuregroup Number:Rescale of 45 : 0 : 2 :
1

	f1-score	precision	recall	support
AFIB	0.809444	0.810538	0.808506	875.0
GSVT	0.822051	0.821628	0.822504	691.0
SB	0.858547	0.855475	0.861644	1553.0
SR	0.837987	0.842685	0.833396	907.0
macro avg	0.832007	0.832582	0.831513	4026.0
micro avg	0.837014	0.837014	0.837014	4026.0
weighted avg	0.836979	0.837018	0.837014	4026.0

The result of Model Number:Dataset Number:Featuregroup Number:Rescale of 45 : 0 : 3 :
0

	f1-score	precision	recall	support
AFIB	0.668669	0.705319	0.636084	204.0
GSVT	0.636715	0.659038	0.615933	300.0
SB	0.654924	0.629664	0.682306	892.0
SR	0.582900	0.598714	0.567933	681.0
macro avg	0.635802	0.648184	0.625564	2077.0
micro avg	0.630679	0.630679	0.630679	2077.0
weighted avg	0.630029	0.631190	0.630679	2077.0

The result of Model Number:Dataset Number:Featuregroup Number:Rescale of 45 : 0 : 3 :
1

	f1-score	precision	recall	support
AFIB	0.689164	0.708162	0.671297	204.0

GSVT 0.707505 0.694408 0.721173 300.0
SB 0.718979 0.712258 0.725831 892.0
SR 0.700907 0.710430 0.691649 681.0
macro avg 0.704139 0.706314 0.702487 2077.0
micro avg 0.708594 0.708594 0.708594 2077.0
weighted avg 0.708468 0.708678 0.708594 2077.0
The result of Model Number:Dataset Number:Featuregroup Number:Rescale of 45 : 0 : 4 :
0

f1-score precision recall support

AFIB 0.683044 0.684268 0.681847 875.0
GSVT 0.654061 0.657496 0.650679 691.0
SB 0.691837 0.653780 0.734606 1553.0
SR 0.574574 0.646725 0.516957 907.0
macro avg 0.650879 0.660567 0.646022 4026.0
micro avg 0.659701 0.659701 0.659701 4026.0
weighted avg 0.657025 0.659455 0.659701 4026.0

The result of Model Number:Dataset Number:Featuregroup Number:Rescale of 45 : 0 : 4 :
1

f1-score precision recall support

AFIB 0.664606 0.690432 0.640691 875.0
GSVT 0.714473 0.709197 0.719923 691.0
SB 0.785151 0.781106 0.789244 1553.0
SR 0.738899 0.724809 0.753627 907.0
macro avg 0.725782 0.726386 0.725871 4026.0
micro avg 0.737036 0.737036 0.737036 4026.0
weighted avg 0.736401 0.736374 0.737036 4026.0

The result of Model Number:Dataset Number:Featuregroup Number:Rescale of 45 : 0 : 5 :
0

f1-score precision recall support

AFIB 0.738925 0.780961 0.701674 204.0
GSVT 0.780878 0.772279 0.789710 300.0
SB 0.792493 0.784608 0.800566 892.0
SR 0.783287 0.785965 0.780751 681.0
macro avg 0.773896 0.780953 0.768175 2077.0
micro avg 0.782788 0.782788 0.782788 2077.0
weighted avg 0.782536 0.782914 0.782788 2077.0

The result of Model Number:Dataset Number:Featuregroup Number:Rescale of 45 : 0 : 5 :
1

f1-score precision recall support

AFIB 0.678848 0.672192 0.725824 204.0
GSVT 0.608692 0.601924 0.615765 300.0
SB 0.782207 0.776510 0.787992 892.0
SR 0.769088 0.774415 0.763897 681.0
macro avg 0.709709 0.706260 0.723370 2077.0

micro avg 0.749109 0.749109 0.749109 2077.0
weighted avg 0.742691 0.740360 0.749109 2077.0
The result of Model Number:Dataset Number:Featuregroup Number:Rescale of 45 : 0 : 6 :
0

	f1-score	precision	recall	support
AFIB	0.792030	0.825527	0.761408	204.0
GSVT	0.729402	0.730679	0.739071	300.0
SB	0.785268	0.747859	0.827379	892.0
SR	0.694216	0.750130	0.647315	681.0
macro avg	0.750229	0.763549	0.743793	2077.0
micro avg	0.749106	0.749106	0.749106	2077.0
weighted avg	0.748009	0.753750	0.749106	2077.0

The result of Model Number:Dataset Number:Featuregroup Number:Rescale of 45 : 0 : 6 :
1

	f1-score	precision	recall	support
AFIB	0.748687	0.780351	0.719740	204.0
GSVT	0.689486	0.690693	0.698626	300.0
SB	0.742295	0.706933	0.782102	892.0
SR	0.656226	0.709080	0.611891	681.0
macro avg	0.709173	0.721764	0.703090	2077.0
micro avg	0.708112	0.708112	0.708112	2077.0
weighted avg	0.707075	0.712502	0.708112	2077.0

The result of Model Number:Dataset Number:Featuregroup Number:Rescale of 45 : 0 : 7 :
0

	f1-score	precision	recall	support
AFIB	0.925743	0.928164	0.923516	204.0
GSVT	0.946630	0.942965	0.950402	300.0
SB	0.967860	0.966568	0.969160	892.0
SR	0.960108	0.962806	0.957430	681.0
macro avg	0.950085	0.950126	0.950127	2077.0
micro avg	0.958122	0.958122	0.958122	2077.0
weighted avg	0.958115	0.958154	0.958122	2077.0

The result of Model Number:Dataset Number:Featuregroup Number:Rescale of 45 : 0 : 7 :
1

	f1-score	precision	recall	support
AFIB	0.785464	0.802962	0.768939	204.0
GSVT	0.795155	0.783509	0.807483	300.0
SB	0.813123	0.805042	0.821403	892.0
SR	0.798124	0.809588	0.787005	681.0
macro avg	0.797966	0.800275	0.796208	2077.0
micro avg	0.802961	0.802961	0.802961	2077.0
weighted avg	0.802893	0.803218	0.802961	2077.0

The result of Model Number:Dataset Number:Featuregroup Number:Rescale of 45 : 0 : 8 :
0

f1-score precision recall support
AFIB 0.663450 0.666469 0.660499 875.0
GSVT 0.666674 0.660029 0.673511 691.0
SB 0.702675 0.695018 0.710503 1553.0
SR 0.672033 0.687943 0.656845 907.0
macro avg 0.676208 0.677365 0.675339 4026.0
micro avg 0.681198 0.681198 0.681198 4026.0
weighted avg 0.681068 0.681214 0.681198 4026.0
The result of Model Number:Dataset Number:Featuregroup Number:Rescale of 45 : 0 : 8 :
1

f1-score precision recall support
AFIB 0.662082 0.664559 0.659906 875.0
GSVT 0.676986 0.683517 0.670714 691.0
SB 0.719847 0.712297 0.727615 1553.0
SR 0.694920 0.701036 0.689149 907.0
macro avg 0.688459 0.690352 0.686846 4026.0
micro avg 0.694467 0.694467 0.694467 4026.0
weighted avg 0.694321 0.694445 0.694467 4026.0
The result of Model Number:Dataset Number:Featuregroup Number:Rescale of 45 : 0 : 9 :
0

f1-score precision recall support
AFIB 0.722881 0.724892 0.720919 875.0
GSVT 0.739440 0.739235 0.739652 691.0
SB 0.787527 0.780125 0.795079 1553.0
SR 0.766660 0.777715 0.755923 907.0
macro avg 0.754127 0.755492 0.752893 4026.0
micro avg 0.760627 0.760627 0.760627 4026.0
weighted avg 0.760522 0.760560 0.760627 4026.0
The result of Model Number:Dataset Number:Featuregroup Number:Rescale of 45 : 0 : 9 :
1

f1-score precision recall support
AFIB 0.680936 0.681701 0.680295 204.0
GSVT 0.696569 0.695014 0.698184 300.0
SB 0.711333 0.710384 0.712289 892.0
SR 0.706006 0.707784 0.704245 681.0
macro avg 0.698711 0.698721 0.698753 2077.0
micro avg 0.704472 0.704472 0.704472 2077.0
weighted avg 0.704468 0.704494 0.704472 2077.0
The result of Model Number:Dataset Number:Featuregroup Number:Rescale of 45 : 0 :
10 : 0

f1-score precision recall support
AFIB 0.689028 0.703339 0.675447 875.0
GSVT 0.671940 0.648602 0.726789 691.0
SB 0.791986 0.788415 0.795603 1553.0

SR 0.602105 0.592384 0.612205 907.0
macro avg 0.688765 0.683185 0.702511 4026.0
micro avg 0.716361 0.716361 0.716361 4026.0
weighted avg 0.706228 0.701765 0.716361 4026.0
The result of Model Number:Dataset Number:Featuregroup Number:Rescale of 45 : 0 :
10 : 1

f1-score precision recall support
AFIB 0.717099 0.728744 0.705859 875.0
GSVT 0.762656 0.765046 0.760327 691.0
SB 0.829731 0.826872 0.832614 1553.0
SR 0.785513 0.776764 0.794509 907.0
macro avg 0.773750 0.774356 0.773327 4026.0
micro avg 0.784074 0.784074 0.784074 4026.0
weighted avg 0.783778 0.783645 0.784074 4026.0
The result of Model Number:Dataset Number:Featuregroup Number:Rescale of 45 : 1 : 0 :
0

f1-score precision recall support
AFIB 0.816334 0.805912 0.827077 875.0
GSVT 0.830662 0.835426 0.825975 691.0
SB 0.889173 0.885438 0.892947 1553.0
SR 0.862992 0.876960 0.849476 907.0
macro avg 0.849790 0.850934 0.848869 4026.0
micro avg 0.857343 0.857343 0.857343 4026.0
weighted avg 0.857402 0.857660 0.857343 4026.0
The result of Model Number:Dataset Number:Featuregroup Number:Rescale of 45 : 1 : 0 :
1

f1-score precision recall support
AFIB 0.669080 0.670431 0.667749 204.0
GSVT 0.687694 0.685650 0.689755 300.0
SB 0.699089 0.698466 0.699715 892.0
SR 0.693080 0.694411 0.691763 681.0
macro avg 0.687236 0.687239 0.687245 2077.0
micro avg 0.692530 0.692530 0.692530 2077.0
weighted avg 0.692526 0.692532 0.692530 2077.0
The result of Model Number:Dataset Number:Featuregroup Number:Rescale of 45 : 1 : 1 :
0

f1-score precision recall support
AFIB 0.673460 0.680638 0.666541 204.0
GSVT 0.685845 0.682083 0.689725 300.0
SB 0.701677 0.700507 0.702854 892.0
SR 0.695827 0.696961 0.694707 681.0
macro avg 0.689202 0.690047 0.688457 2077.0
micro avg 0.694720 0.694720 0.694720 2077.0
weighted avg 0.694701 0.694732 0.694720 2077.0

The result of Model Number:Dataset Number:Featuregroup Number:Rescale of 45 : 1 : 1 :
1

	f1-score	precision	recall	support
AFIB	0.762009	0.772796	0.752144	204.0
GSVT	0.777829	0.763508	0.792841	300.0
SB	0.794408	0.785624	0.803403	892.0
SR	0.777712	0.793552	0.762539	681.0
macro avg	0.777989	0.778870	0.777732	2077.0
micro avg	0.783444	0.783444	0.783444	2077.0
weighted avg	0.783357	0.783769	0.783444	2077.0

The result of Model Number:Dataset Number:Featuregroup Number:Rescale of 45 : 1 : 2 :
0

	f1-score	precision	recall	support
AFIB	0.826286	0.829377	0.823569	875.0
GSVT	0.844885	0.853036	0.837058	691.0
SB	0.898377	0.888954	0.908071	1553.0
SR	0.867267	0.874900	0.860065	907.0
macro avg	0.859204	0.861567	0.857191	4026.0
micro avg	0.866702	0.866702	0.866702	4026.0
weighted avg	0.866519	0.866675	0.866702	4026.0

The result of Model Number:Dataset Number:Featuregroup Number:Rescale of 45 : 1 : 2 :
1

	f1-score	precision	recall	support
AFIB	0.784475	0.774982	0.794239	875.0
GSVT	0.795094	0.803246	0.787168	691.0
SB	0.844470	0.841722	0.847243	1553.0
SR	0.826000	0.834487	0.817712	907.0
macro avg	0.812510	0.813609	0.811590	4026.0
micro avg	0.818759	0.818759	0.818759	4026.0
weighted avg	0.818795	0.818983	0.818759	4026.0

The result of Model Number:Dataset Number:Featuregroup Number:Rescale of 45 : 1 : 3 :
0

	f1-score	precision	recall	support
AFIB	0.822286	0.822236	0.822387	875.0
GSVT	0.824065	0.819610	0.828583	691.0
SB	0.863434	0.857689	0.869268	1553.0
SR	0.840507	0.854297	0.827186	907.0
macro avg	0.837573	0.838458	0.836856	4026.0
micro avg	0.842616	0.842616	0.842616	4026.0
weighted avg	0.842569	0.842684	0.842616	4026.0

The result of Model Number:Dataset Number:Featuregroup Number:Rescale of 45 : 1 : 3 :
1

	f1-score	precision	recall	support
AFIB	0.887721	0.887879	0.887601	875.0

GSVT 0.897113 0.900144 0.894159 691.0
SB 0.942371 0.939122 0.945647 1553.0
SR 0.924476 0.927594 0.921413 907.0
macro avg 0.912920 0.913685 0.912205 4026.0
micro avg 0.918735 0.918735 0.918735 4026.0
weighted avg 0.918694 0.918698 0.918735 4026.0
The result of Model Number:Dataset Number:Featuregroup Number:Rescale of 45 : 1 : 4 :
0

f1-score precision recall support

AFIB 0.813637 0.819722 0.807674 204.0
GSVT 0.834427 0.830023 0.838878 300.0
SB 0.848509 0.847374 0.849649 892.0
SR 0.841036 0.842648 0.839431 681.0
macro avg 0.834402 0.834942 0.833908 2077.0
micro avg 0.840621 0.840621 0.840621 2077.0
weighted avg 0.840600 0.840602 0.840621 2077.0

The result of Model Number:Dataset Number:Featuregroup Number:Rescale of 45 : 1 : 4 :
1

f1-score precision recall support

AFIB 0.757610 0.749151 0.766271 875.0
GSVT 0.772683 0.779761 0.765745 691.0
SB 0.824102 0.821419 0.826807 1553.0
SR 0.802738 0.810780 0.794857 907.0
macro avg 0.789284 0.790278 0.788420 4026.0
micro avg 0.795972 0.795972 0.795972 4026.0
weighted avg 0.796013 0.796166 0.795972 4026.0

The result of Model Number:Dataset Number:Featuregroup Number:Rescale of 45 : 1 : 5 :
0

f1-score precision recall support

AFIB 0.896603 0.912170 0.881672 204.0
GSVT 0.914271 0.911566 0.917012 300.0
SB 0.925053 0.921761 0.928371 892.0
SR 0.917531 0.918490 0.916596 681.0
macro avg 0.913365 0.915997 0.910913 2077.0
micro avg 0.918283 0.918283 0.918283 2077.0
weighted avg 0.918235 0.918274 0.918283 2077.0

The result of Model Number:Dataset Number:Featuregroup Number:Rescale of 45 : 1 : 5 :
1

f1-score precision recall support

AFIB 0.816215 0.836883 0.796619 204.0
GSVT 0.833942 0.824873 0.843350 300.0
SB 0.857430 0.853151 0.861756 892.0
SR 0.844141 0.847928 0.840421 681.0
macro avg 0.837932 0.840709 0.835536 2077.0

micro avg 0.845704 0.845704 0.845704 2077.0
weighted avg 0.845632 0.845756 0.845704 2077.0
The result of Model Number:Dataset Number:Featuregroup Number:Rescale of 45 : 1 : 6 :
0

	f1-score	precision	recall	support
AFIB	0.801637	0.792006	0.811534	875.0
GSVT	0.817055	0.823670	0.810550	691.0
SB	0.870917	0.867584	0.874280	1553.0
SR	0.850497	0.861372	0.839904	907.0
macro avg	0.835026	0.836158	0.834067	4026.0
micro avg	0.841960	0.841960	0.841960	4026.0
weighted avg	0.842015	0.842221	0.841960	4026.0

The result of Model Number:Dataset Number:Featuregroup Number:Rescale of 45 : 1 : 6 :
1

	f1-score	precision	recall	support
AFIB	0.930051	0.931097	0.929176	204.0
GSVT	0.951404	0.949280	0.953610	300.0
SB	0.971570	0.970273	0.972875	892.0
SR	0.964293	0.966722	0.961889	681.0
macro avg	0.954330	0.954343	0.954388	2077.0
micro avg	0.962199	0.962199	0.962199	2077.0
weighted avg	0.962193	0.962229	0.962199	2077.0

The result of Model Number:Dataset Number:Featuregroup Number:Rescale of 45 : 1 : 7 :
0

	f1-score	precision	recall	support
AFIB	0.692427	0.665955	0.735982	875.0
GSVT	0.717471	0.692709	0.751057	691.0
SB	0.799396	0.785285	0.814901	1553.0
SR	0.677070	0.814138	0.584559	907.0
macro avg	0.721591	0.739522	0.721625	4026.0
micro avg	0.734898	0.734898	0.734898	4026.0
weighted avg	0.734528	0.749961	0.734898	4026.0

The result of Model Number:Dataset Number:Featuregroup Number:Rescale of 45 : 1 : 7 :
1

	f1-score	precision	recall	support
AFIB	0.695710	0.713627	0.678699	204.0
GSVT	0.638436	0.610016	0.720474	300.0
SB	0.732470	0.730756	0.734193	892.0
SR	0.581082	0.581191	0.580980	681.0
macro avg	0.661924	0.658898	0.678587	2077.0
micro avg	0.676526	0.676526	0.676526	2077.0
weighted avg	0.665641	0.662595	0.676526	2077.0

The result of Model Number:Dataset Number:Featuregroup Number:Rescale of 45 : 1 : 8 :
0

f1-score precision recall support
AFIB 0.792728 0.772442 0.814181 875.0
GSVT 0.749372 0.791845 0.711399 691.0
SB 0.794597 0.731220 0.870022 1553.0
SR 0.634749 0.770986 0.539544 907.0
macro avg 0.742862 0.766623 0.733786 4026.0
micro avg 0.756209 0.756209 0.756209 4026.0
weighted avg 0.750417 0.759543 0.756209 4026.0
The result of Model Number:Dataset Number:Featuregroup Number:Rescale of 45 : 1 : 8 :
1

f1-score precision recall support
AFIB 0.769029 0.759374 0.779156 875.0
GSVT 0.713507 0.735109 0.695523 691.0
SB 0.768203 0.711526 0.836723 1553.0
SR 0.597303 0.731053 0.509333 907.0
macro avg 0.712010 0.734265 0.705184 4026.0
micro avg 0.726220 0.726220 0.726220 4026.0
weighted avg 0.720493 0.730372 0.726220 4026.0
The result of Model Number:Dataset Number:Featuregroup Number:Rescale of 45 : 1 : 9 :
0

f1-score precision recall support
AFIB 0.892032 0.900692 0.884090 204.0
GSVT 0.918771 0.914428 0.923399 300.0
SB 0.937377 0.936331 0.938427 892.0
SR 0.929129 0.930091 0.928174 681.0
macro avg 0.919327 0.920386 0.918522 2077.0
micro avg 0.927558 0.927558 0.927558 2077.0
weighted avg 0.927531 0.927621 0.927558 2077.0
The result of Model Number:Dataset Number:Featuregroup Number:Rescale of 45 : 1 : 9 :
1

f1-score precision recall support
AFIB 0.738470 0.757488 0.720414 204.0
GSVT 0.677676 0.647510 0.764756 300.0
SB 0.777490 0.775671 0.779319 892.0
SR 0.616797 0.616913 0.616689 681.0
macro avg 0.702608 0.699395 0.720295 2077.0
micro avg 0.718107 0.718107 0.718107 2077.0
weighted avg 0.706553 0.703320 0.718107 2077.0
The result of Model Number:Dataset Number:Featuregroup Number:Rescale of 45 : 1 :
10 : 0

f1-score precision recall support
AFIB 0.849890 0.859334 0.841087 204.0
GSVT 0.876216 0.871228 0.881516 300.0
SB 0.893647 0.892449 0.894849 892.0

SR 0.886045 0.887232 0.884873 681.0
macro avg 0.876449 0.877561 0.875581 2077.0
micro avg 0.884372 0.884372 0.884372 2077.0
weighted avg 0.884339 0.884421 0.884372 2077.0
The result of Model Number:Dataset Number:Featuregroup Number:Rescale of 45 : 1 :
10 : 1

f1-score precision recall support
AFIB 0.693913 0.715363 0.674318 204.0
GSVT 0.647759 0.661841 0.634742 300.0
SB 0.683222 0.652900 0.716533 892.0
SR 0.615167 0.646778 0.586589 681.0
macro avg 0.660015 0.669220 0.653045 2077.0
micro avg 0.657967 0.657967 0.657967 2077.0
weighted avg 0.656836 0.658319 0.657967 2077.0

The result of Model Number:Dataset Number:Featuregroup Number:Rescale of 46 : 0 : 0 :
0

f1-score precision recall support
AFIB 0.686555 0.701849 0.672110 204.0
GSVT 0.695025 0.684846 0.705801 300.0
SB 0.710731 0.703667 0.717968 892.0
SR 0.697620 0.707640 0.687901 681.0
macro avg 0.697483 0.699500 0.695945 2077.0
micro avg 0.701848 0.701848 0.701848 2077.0
weighted avg 0.701789 0.702073 0.701848 2077.0

The result of Model Number:Dataset Number:Featuregroup Number:Rescale of 46 : 0 : 0 :
1

f1-score precision recall support
AFIB 0.716497 0.705788 0.727562 875.0
GSVT 0.730234 0.736479 0.724106 691.0
SB 0.780238 0.777552 0.782949 1553.0
SR 0.757401 0.768698 0.746458 907.0
macro avg 0.746093 0.747129 0.745269 4026.0
micro avg 0.752591 0.752591 0.752591 4026.0
weighted avg 0.752658 0.752911 0.752591 4026.0

The result of Model Number:Dataset Number:Featuregroup Number:Rescale of 46 : 0 : 1 :
0

f1-score precision recall support
AFIB 0.881637 0.870073 0.893554 875.0
GSVT 0.895135 0.905085 0.885417 691.0
SB 0.949406 0.947165 0.951663 1553.0
SR 0.925636 0.933967 0.917465 907.0
macro avg 0.912954 0.914072 0.912025 4026.0
micro avg 0.919960 0.919960 0.919960 4026.0
weighted avg 0.920008 0.920214 0.919960 4026.0

The result of Model Number:Dataset Number:Featuregroup Number:Rescale of 46 : 0 : 1 : 1

	f1-score	precision	recall	support
AFIB	0.729896	0.820703	0.657825	204.0
GSVT	0.865968	0.847476	0.885323	300.0
SB	0.924437	0.919724	0.929202	892.0
SR	0.903698	0.892254	0.915497	681.0
macro avg	0.856000	0.870039	0.846962	2077.0
micro avg	0.891717	0.891717	0.891717	2077.0
weighted avg	0.890084	0.890556	0.891717	2077.0

The result of Model Number:Dataset Number:Featuregroup Number:Rescale of 46 : 0 : 2 : 0

	f1-score	precision	recall	support
AFIB	0.796621	0.812602	0.781415	204.0
GSVT	0.815083	0.806611	0.823779	300.0
SB	0.830158	0.826929	0.833415	892.0
SR	0.821435	0.824862	0.818055	681.0
macro avg	0.815824	0.817751	0.814166	2077.0
micro avg	0.821880	0.821880	0.821880	2077.0
weighted avg	0.821826	0.821909	0.821880	2077.0

The result of Model Number:Dataset Number:Featuregroup Number:Rescale of 46 : 0 : 2 : 1

	f1-score	precision	recall	support
AFIB	0.771557	0.776602	0.766624	204.0
GSVT	0.790888	0.789066	0.792727	300.0
SB	0.805005	0.803844	0.806176	892.0
SR	0.798661	0.799495	0.797842	681.0
macro avg	0.791528	0.792252	0.790843	2077.0
micro avg	0.797617	0.797617	0.797617	2077.0
weighted avg	0.797601	0.797608	0.797617	2077.0

The result of Model Number:Dataset Number:Featuregroup Number:Rescale of 46 : 0 : 3 : 0

	f1-score	precision	recall	support
AFIB	0.706107	0.701215	0.711210	875.0
GSVT	0.717001	0.719910	0.714230	691.0
SB	0.777947	0.769858	0.786212	1553.0
SR	0.738668	0.755856	0.722312	907.0
macro avg	0.734931	0.736710	0.733491	4026.0
micro avg	0.743161	0.743161	0.743161	4026.0
weighted avg	0.743024	0.743212	0.743161	4026.0

The result of Model Number:Dataset Number:Featuregroup Number:Rescale of 46 : 0 : 3 : 1

	f1-score	precision	recall	support
AFIB	0.782095	0.789091	0.775319	875.0

GSVT 0.797032 0.781876 0.812939 691.0
SB 0.845983 0.838654 0.853444 1553.0
SR 0.811236 0.829889 0.793440 907.0
macro avg 0.809086 0.809877 0.808785 4026.0
micro avg 0.815994 0.815994 0.815994 4026.0
weighted avg 0.815868 0.816162 0.815994 4026.0
The result of Model Number:Dataset Number:Featuregroup Number:Rescale of 46 : 0 : 4 :
0

f1-score precision recall support
AFIB 0.709378 0.718089 0.700987 204.0
GSVT 0.723666 0.720576 0.726801 300.0
SB 0.732426 0.730228 0.734641 892.0
SR 0.726262 0.727990 0.724565 681.0
macro avg 0.722933 0.724221 0.721749 2077.0
micro avg 0.726900 0.726900 0.726900 2077.0
weighted avg 0.726876 0.726908 0.726900 2077.0
The result of Model Number:Dataset Number:Featuregroup Number:Rescale of 46 : 0 : 4 :
1

f1-score precision recall support
AFIB 0.731467 0.722679 0.740498 875.0
GSVT 0.745536 0.751572 0.739600 691.0
SB 0.794683 0.791641 0.797752 1553.0
SR 0.776050 0.785973 0.766385 907.0
macro avg 0.761934 0.762966 0.761059 4026.0
micro avg 0.768261 0.768261 0.768261 4026.0
weighted avg 0.768311 0.768499 0.768261 4026.0
The result of Model Number:Dataset Number:Featuregroup Number:Rescale of 46 : 0 : 5 :
0

f1-score precision recall support
AFIB 0.857612 0.878141 0.839276 204.0
GSVT 0.882866 0.870427 0.896035 300.0
SB 0.905805 0.896603 0.915241 892.0
SR 0.884156 0.896922 0.871818 681.0
macro avg 0.882610 0.885523 0.880592 2077.0
micro avg 0.890768 0.890768 0.890768 2077.0
weighted avg 0.890660 0.891113 0.890768 2077.0
The result of Model Number:Dataset Number:Featuregroup Number:Rescale of 46 : 0 : 5 :
1

f1-score precision recall support
AFIB 0.778487 0.773396 0.783713 875.0
GSVT 0.801625 0.808446 0.795025 691.0
SB 0.853438 0.851579 0.855307 1553.0
SR 0.832639 0.835982 0.829335 907.0
macro avg 0.816547 0.817351 0.815845 4026.0

micro avg 0.823549 0.823549 0.823549 4026.0
weighted avg 0.823570 0.823670 0.823549 4026.0
The result of Model Number:Dataset Number:Featuregroup Number:Rescale of 46 : 0 : 6 :
0

	f1-score	precision	recall	support
AFIB	0.847916	0.850171	0.845724	875.0
GSVT	0.864221	0.858133	0.870447	691.0
SB	0.913583	0.904268	0.923110	1553.0
SR	0.871822	0.890812	0.853656	907.0
macro avg	0.874385	0.875846	0.873234	4026.0
micro avg	0.881605	0.881605	0.881605	4026.0
weighted avg	0.881431	0.881561	0.881605	4026.0

The result of Model Number:Dataset Number:Featuregroup Number:Rescale of 46 : 0 : 6 :
1

	f1-score	precision	recall	support
AFIB	0.881426	0.876988	0.885948	875.0
GSVT	0.898594	0.902945	0.894300	691.0
SB	0.957058	0.954855	0.959274	1553.0
SR	0.933099	0.938091	0.928169	907.0
macro avg	0.917544	0.918220	0.916923	4026.0
micro avg	0.925178	0.925178	0.925178	4026.0
weighted avg	0.925188	0.925245	0.925178	4026.0

The result of Model Number:Dataset Number:Featuregroup Number:Rescale of 46 : 0 : 7 :
0

	f1-score	precision	recall	support
AFIB	0.800547	0.816168	0.785651	204.0
GSVT	0.820500	0.809912	0.831422	300.0
SB	0.834465	0.826215	0.842884	892.0
SR	0.817023	0.828374	0.805983	681.0
macro avg	0.818134	0.820167	0.816485	2077.0
micro avg	0.823508	0.823508	0.823508	2077.0
weighted avg	0.823397	0.823581	0.823508	2077.0

The result of Model Number:Dataset Number:Featuregroup Number:Rescale of 46 : 0 : 7 :
1

	f1-score	precision	recall	support
AFIB	0.884687	0.900923	0.869452	204.0
GSVT	0.918271	0.910888	0.925943	300.0
SB	0.935305	0.933635	0.936983	892.0
SR	0.926044	0.926869	0.925226	681.0
macro avg	0.916077	0.918079	0.914401	2077.0
micro avg	0.924901	0.924901	0.924901	2077.0
weighted avg	0.924837	0.924918	0.924901	2077.0

The result of Model Number:Dataset Number:Featuregroup Number:Rescale of 46 : 0 : 8 :
0

f1-score precision recall support
AFIB 0.760629 0.760386 0.760912 875.0
GSVT 0.771965 0.762042 0.782240 691.0
SB 0.816538 0.814762 0.818325 1553.0
SR 0.793946 0.805584 0.782652 907.0
macro avg 0.785770 0.785693 0.786032 4026.0
micro avg 0.791617 0.791617 0.791617 4026.0
weighted avg 0.791647 0.791828 0.791617 4026.0
The result of Model Number:Dataset Number:Featuregroup Number:Rescale of 46 : 0 : 8 :
1

f1-score precision recall support
AFIB 0.701614 0.765158 0.648984 204.0
GSVT 0.814351 0.805046 0.824125 300.0
SB 0.863571 0.861361 0.865798 892.0
SR 0.842428 0.831020 0.854177 681.0
macro avg 0.805491 0.815646 0.798271 2077.0
micro avg 0.834673 0.834673 0.834673 2077.0
weighted avg 0.833622 0.833830 0.834673 2077.0
The result of Model Number:Dataset Number:Featuregroup Number:Rescale of 46 : 0 : 9 :
0

f1-score precision recall support
AFIB 0.874039 0.942162 0.815508 204.0
GSVT 0.900692 0.915939 0.885983 300.0
SB 0.954564 0.945779 0.963544 892.0
SR 0.916572 0.903280 0.930303 681.0
macro avg 0.911467 0.926790 0.898834 2077.0
micro avg 0.926902 0.926902 0.926902 2077.0
weighted avg 0.926417 0.927179 0.926902 2077.0
The result of Model Number:Dataset Number:Featuregroup Number:Rescale of 46 : 0 : 9 :
1

f1-score precision recall support
AFIB 0.823675 0.817333 0.830179 875.0
GSVT 0.834369 0.838243 0.830712 691.0
SB 0.894142 0.889386 0.898969 1553.0
SR 0.867798 0.879999 0.856026 907.0
macro avg 0.854996 0.856240 0.853972 4026.0
micro avg 0.862629 0.862629 0.862629 4026.0
weighted avg 0.862633 0.862833 0.862629 4026.0
The result of Model Number:Dataset Number:Featuregroup Number:Rescale of 46 : 0 :
10 : 0

f1-score precision recall support
AFIB 0.749857 0.751719 0.748054 875.0
GSVT 0.762770 0.765062 0.760589 691.0
SB 0.809162 0.803669 0.814735 1553.0

SR 0.793764 0.799657 0.787989 907.0
macro avg 0.778888 0.780027 0.777842 4026.0
micro avg 0.784924 0.784924 0.784924 4026.0
weighted avg 0.784841 0.784848 0.784924 4026.0
The result of Model Number:Dataset Number:Featuregroup Number:Rescale of 46 : 0 :
10 : 1

f1-score precision recall support
AFIB 0.765361 0.776195 0.755453 204.0
GSVT 0.781251 0.766867 0.796329 300.0
SB 0.797902 0.789080 0.806937 892.0
SR 0.781134 0.797043 0.765894 681.0
macro avg 0.781412 0.782296 0.781153 2077.0
micro avg 0.786891 0.786891 0.786891 2077.0
weighted avg 0.786803 0.787217 0.786891 2077.0

The result of Model Number:Dataset Number:Featuregroup Number:Rescale of 46 : 1 : 0 :
0

f1-score precision recall support
AFIB 0.760886 0.751911 0.770116 875.0
GSVT 0.773775 0.778671 0.768968 691.0
SB 0.824994 0.823884 0.826109 1553.0
SR 0.804726 0.812350 0.797271 907.0
macro avg 0.791095 0.791704 0.790616 4026.0
micro avg 0.797636 0.797636 0.797636 4026.0
weighted avg 0.797704 0.797883 0.797636 4026.0

The result of Model Number:Dataset Number:Featuregroup Number:Rescale of 46 : 1 : 0 :
1

f1-score precision recall support
AFIB 0.789535 0.811206 0.769051 204.0
GSVT 0.807392 0.794989 0.820266 300.0
SB 0.825132 0.817151 0.833272 892.0
SR 0.804277 0.814327 0.794478 681.0
macro avg 0.806584 0.809418 0.804267 2077.0
micro avg 0.812366 0.812366 0.812366 2077.0
weighted avg 0.812236 0.812440 0.812366 2077.0

The result of Model Number:Dataset Number:Featuregroup Number:Rescale of 46 : 1 : 1 :
0

f1-score precision recall support
AFIB 0.712496 0.746608 0.681532 204.0
GSVT 0.750450 0.742416 0.758687 300.0
SB 0.766390 0.762156 0.770681 892.0
SR 0.757733 0.757076 0.758404 681.0
macro avg 0.746767 0.752064 0.742326 2077.0
micro avg 0.756167 0.756167 0.756167 2077.0
weighted avg 0.755956 0.756112 0.756167 2077.0

The result of Model Number:Dataset Number:Featuregroup Number:Rescale of 46 : 1 : 1 : 1

	f1-score	precision	recall	support
AFIB	0.747517	0.815218	0.691444	204.0
GSVT	0.867630	0.857716	0.878043	300.0
SB	0.920070	0.917715	0.922442	892.0
SR	0.897543	0.885389	0.910061	681.0
macro avg	0.858190	0.869010	0.850498	2077.0
micro avg	0.889282	0.889282	0.889282	2077.0
weighted avg	0.888162	0.888383	0.889282	2077.0

The result of Model Number:Dataset Number:Featuregroup Number:Rescale of 46 : 1 : 2 : 0

	f1-score	precision	recall	support
AFIB	0.751434	0.743131	0.759939	875.0
GSVT	0.764973	0.769683	0.760333	691.0
SB	0.814167	0.812812	0.815530	1553.0
SR	0.794342	0.801770	0.787071	907.0
macro avg	0.781229	0.781849	0.780718	4026.0
micro avg	0.787563	0.787563	0.787563	4026.0
weighted avg	0.787623	0.787778	0.787563	4026.0

The result of Model Number:Dataset Number:Featuregroup Number:Rescale of 46 : 1 : 2 : 1

	f1-score	precision	recall	support
AFIB	0.669343	0.736874	0.613543	204.0
GSVT	0.789351	0.778456	0.800682	300.0
SB	0.838138	0.835342	0.840957	892.0
SR	0.816674	0.805376	0.828305	681.0
macro avg	0.778377	0.789012	0.770872	2077.0
micro avg	0.808655	0.808655	0.808655	2077.0
weighted avg	0.807475	0.807629	0.808655	2077.0

The result of Model Number:Dataset Number:Featuregroup Number:Rescale of 46 : 1 : 3 : 0

	f1-score	precision	recall	support
AFIB	0.821793	0.836869	0.807314	204.0
GSVT	0.832631	0.824228	0.841224	300.0
SB	0.853141	0.848700	0.857634	892.0
SR	0.841526	0.846799	0.836337	681.0
macro avg	0.837273	0.839149	0.835627	2077.0
micro avg	0.843339	0.843339	0.843339	2077.0
weighted avg	0.843291	0.843380	0.843339	2077.0

The result of Model Number:Dataset Number:Featuregroup Number:Rescale of 46 : 1 : 3 : 1

	f1-score	precision	recall	support
AFIB	0.783859	0.790072	0.777763	875.0

GSVT 0.793797 0.790297 0.797354 691.0
SB 0.844109 0.840772 0.847479 1553.0
SR 0.823367 0.825693 0.821093 907.0
macro avg 0.811283 0.811709 0.810922 4026.0
micro avg 0.817780 0.817780 0.817780 4026.0
weighted avg 0.817706 0.817693 0.817780 4026.0
The result of Model Number:Dataset Number:Featuregroup Number:Rescale of 46 : 1 : 4 :
0

f1-score precision recall support

AFIB 0.689375 0.687255 0.691552 875.0
GSVT 0.671802 0.675096 0.668646 691.0
SB 0.706252 0.676944 0.738220 1553.0
SR 0.607788 0.663131 0.561019 907.0
macro avg 0.668804 0.675607 0.664859 4026.0
micro avg 0.676215 0.676215 0.676215 4026.0
weighted avg 0.674489 0.675756 0.676215 4026.0
The result of Model Number:Dataset Number:Featuregroup Number:Rescale of 46 : 1 : 4 :
1

f1-score precision recall support

AFIB 0.852175 0.868833 0.836294 204.0
GSVT 0.875591 0.869283 0.882022 300.0
SB 0.891262 0.887794 0.894759 892.0
SR 0.881520 0.884014 0.879058 681.0
macro avg 0.875137 0.877481 0.873033 2077.0
micro avg 0.882029 0.882029 0.882029 2077.0
weighted avg 0.881965 0.882018 0.882029 2077.0
The result of Model Number:Dataset Number:Featuregroup Number:Rescale of 46 : 1 : 5 :
0

f1-score precision recall support

AFIB 0.678214 0.747096 0.621612 204.0
GSVT 0.626327 0.669637 0.588571 300.0
SB 0.681884 0.637134 0.733405 892.0
SR 0.590182 0.621205 0.562271 681.0
macro avg 0.644152 0.668768 0.626465 2077.0
micro avg 0.645394 0.645394 0.645394 2077.0
weighted avg 0.643432 0.647406 0.645394 2077.0
The result of Model Number:Dataset Number:Featuregroup Number:Rescale of 46 : 1 : 5 :
1

f1-score precision recall support

AFIB 0.614454 0.616963 0.611984 875.0
GSVT 0.572175 0.597427 0.549065 691.0
SB 0.614482 0.556641 0.685746 1553.0
SR 0.463525 0.576901 0.387549 907.0
macro avg 0.566159 0.586983 0.558586 4026.0

micro avg 0.579076 0.579076 0.579076 4026.0
weighted avg 0.573206 0.581316 0.579076 4026.0
The result of Model Number:Dataset Number:Featuregroup Number:Rescale of 46 : 1 : 6 :
0

	f1-score	precision	recall	support
AFIB	0.693948	0.700707	0.687486	204.0
GSVT	0.709995	0.706735	0.713310	300.0
SB	0.719807	0.717330	0.722306	892.0
SR	0.713728	0.716497	0.711014	681.0
macro avg	0.709369	0.710317	0.708529	2077.0
micro avg	0.713884	0.713884	0.713884	2077.0
weighted avg	0.713857	0.713894	0.713884	2077.0

The result of Model Number:Dataset Number:Featuregroup Number:Rescale of 46 : 1 : 6 :
1

	f1-score	precision	recall	support
AFIB	0.769123	0.783233	0.755572	204.0
GSVT	0.779267	0.771403	0.787309	300.0
SB	0.798462	0.794306	0.802667	892.0
SR	0.787592	0.792527	0.782735	681.0
macro avg	0.783611	0.785367	0.782071	2077.0
micro avg	0.789288	0.789288	0.789288	2077.0
weighted avg	0.789244	0.789327	0.789288	2077.0

The result of Model Number:Dataset Number:Featuregroup Number:Rescale of 46 : 1 : 7 :
0

	f1-score	precision	recall	support
AFIB	0.825132	0.832743	0.817859	204.0
GSVT	0.855299	0.855329	0.855291	300.0
SB	0.873211	0.871660	0.874775	892.0
SR	0.863944	0.863712	0.864196	681.0
macro avg	0.854396	0.855861	0.853030	2077.0
micro avg	0.862902	0.862902	0.862902	2077.0
weighted avg	0.862863	0.862873	0.862902	2077.0

The result of Model Number:Dataset Number:Featuregroup Number:Rescale of 46 : 1 : 7 :
1

	f1-score	precision	recall	support
AFIB	0.713960	0.789452	0.652016	204.0
GSVT	0.821504	0.811996	0.831393	300.0
SB	0.868558	0.864987	0.872161	892.0
SR	0.849905	0.837317	0.862888	681.0
macro avg	0.813482	0.825938	0.804615	2077.0
micro avg	0.841610	0.841610	0.841610	2077.0
weighted avg	0.840462	0.840842	0.841610	2077.0

The result of Model Number:Dataset Number:Featuregroup Number:Rescale of 46 : 1 : 8 :
0

f1-score precision recall support
AFIB 0.698759 0.702222 0.695405 875.0
GSVT 0.705717 0.706733 0.704810 691.0
SB 0.742862 0.739415 0.746349 1553.0
SR 0.729187 0.731013 0.727410 907.0
macro avg 0.719131 0.719846 0.718493 4026.0
micro avg 0.723881 0.723881 0.723881 4026.0
weighted avg 0.723821 0.723830 0.723881 4026.0
The result of Model Number:Dataset Number:Featuregroup Number:Rescale of 46 : 1 : 8 :
1

f1-score precision recall support
AFIB 0.840818 0.854797 0.827482 204.0
GSVT 0.856941 0.850853 0.863181 300.0
SB 0.876817 0.871890 0.881821 892.0
SR 0.865647 0.870943 0.860442 681.0
macro avg 0.860056 0.862121 0.858232 2077.0
micro avg 0.866782 0.866782 0.866782 2077.0
weighted avg 0.866748 0.866862 0.866782 2077.0
The result of Model Number:Dataset Number:Featuregroup Number:Rescale of 46 : 1 : 9 :
0

f1-score precision recall support
AFIB 0.608191 0.590668 0.667302 875.0
GSVT 0.670308 0.668167 0.672549 691.0
SB 0.565838 0.557499 0.574477 1553.0
SR 0.677524 0.690748 0.664882 907.0
macro avg 0.630465 0.626771 0.644802 4026.0
micro avg 0.631851 0.631851 0.631851 4026.0
weighted avg 0.618135 0.613722 0.631851 4026.0
The result of Model Number:Dataset Number:Featuregroup Number:Rescale of 46 : 1 : 9 :
1

f1-score precision recall support
AFIB 0.710137 0.699523 0.721104 875.0
GSVT 0.723752 0.729942 0.717678 691.0
SB 0.773313 0.770650 0.775999 1553.0
SR 0.750678 0.761875 0.739832 907.0
macro avg 0.739470 0.740498 0.738654 4026.0
micro avg 0.745911 0.745911 0.745911 4026.0
weighted avg 0.745977 0.746228 0.745911 4026.0
The result of Model Number:Dataset Number:Featuregroup Number:Rescale of 46 : 1 :
10 : 0

f1-score precision recall support
AFIB 0.766976 0.756095 0.778194 875.0
GSVT 0.782756 0.790385 0.775278 691.0
SB 0.833005 0.830290 0.835739 1553.0

SR 0.813552 0.823950 0.803422 907.0
macro avg 0.799072 0.800180 0.798158 4026.0
micro avg 0.805575 0.805575 0.805575 4026.0
weighted avg 0.805647 0.805887 0.805575 4026.0
The result of Model Number:Dataset Number:Featuregroup Number:Rescale of 46 : 1 :
10 : 1

f1-score precision recall support
AFIB 0.870828 0.857476 0.884748 875.0
GSVT 0.900856 0.909686 0.892373 691.0
SB 0.958751 0.956511 0.961031 1553.0
SR 0.934801 0.946653 0.923261 907.0
macro avg 0.916309 0.917581 0.915353 4026.0
micro avg 0.924159 0.924159 0.924159 4026.0
weighted avg 0.924309 0.924729 0.924159 4026.0
The result of Model Number:Dataset Number:Featuregroup Number:Rescale of 47 : 0 : 0 :
0

f1-score precision recall support
AFIB 0.839721 0.847466 0.832319 204.0
GSVT 0.870421 0.870452 0.870413 300.0
SB 0.888650 0.887071 0.890242 892.0
SR 0.879219 0.878983 0.879476 681.0
macro avg 0.869503 0.870993 0.868112 2077.0
micro avg 0.878159 0.878159 0.878159 2077.0
weighted avg 0.878119 0.878129 0.878159 2077.0
The result of Model Number:Dataset Number:Featuregroup Number:Rescale of 47 : 0 : 0 :
1

f1-score precision recall support
AFIB 0.686970 0.700993 0.673800 204.0
GSVT 0.711915 0.705729 0.718339 300.0
SB 0.725602 0.724307 0.726904 892.0
SR 0.718848 0.719277 0.718425 681.0
macro avg 0.710834 0.712577 0.709367 2077.0
micro avg 0.717671 0.717671 0.717671 2077.0
weighted avg 0.717616 0.717684 0.717671 2077.0
The result of Model Number:Dataset Number:Featuregroup Number:Rescale of 47 : 0 : 1 :
0

f1-score precision recall support
AFIB 0.786840 0.799617 0.774507 875.0
GSVT 0.836828 0.839450 0.834272 691.0
SB 0.910426 0.907289 0.913590 1553.0
SR 0.861908 0.852308 0.871779 907.0
macro avg 0.849001 0.849666 0.848537 4026.0
micro avg 0.860329 0.860329 0.860329 4026.0
weighted avg 0.860004 0.859858 0.860329 4026.0

The result of Model Number:Dataset Number:Featuregroup Number:Rescale of 47 : 0 : 1 :
1

	f1-score	precision	recall	support
AFIB	0.597718	0.659156	0.547123	204.0
GSVT	0.711267	0.701654	0.721216	300.0
SB	0.757448	0.754419	0.760505	892.0
SR	0.736890	0.726929	0.747160	681.0
macro avg	0.700831	0.710540	0.694001	2077.0
micro avg	0.729496	0.729496	0.729496	2077.0
weighted avg	0.728349	0.728428	0.729496	2077.0

The result of Model Number:Dataset Number:Featuregroup Number:Rescale of 47 : 0 : 2 :
0

	f1-score	precision	recall	support
AFIB	0.779016	0.781930	0.776455	875.0
GSVT	0.796552	0.804236	0.789172	691.0
SB	0.846984	0.838100	0.856123	1553.0
SR	0.817654	0.824850	0.810863	907.0
macro avg	0.810051	0.812279	0.808153	4026.0
micro avg	0.817121	0.817121	0.817121	4026.0
weighted avg	0.816948	0.817095	0.817121	4026.0

The result of Model Number:Dataset Number:Featuregroup Number:Rescale of 47 : 0 : 2 :
1

	f1-score	precision	recall	support
AFIB	0.718700	0.720349	0.717136	875.0
GSVT	0.721205	0.719172	0.723274	691.0
SB	0.756894	0.750626	0.763277	1553.0
SR	0.734187	0.745205	0.723521	907.0
macro avg	0.732746	0.733838	0.731802	4026.0
micro avg	0.737427	0.737427	0.737427	4026.0
weighted avg	0.737352	0.737426	0.737427	4026.0

The result of Model Number:Dataset Number:Featuregroup Number:Rescale of 47 : 0 : 3 :
0

	f1-score	precision	recall	support
AFIB	0.667105	0.656425	0.750628	204.0
GSVT	0.781004	0.771941	0.790566	300.0
SB	0.807155	0.804107	0.810231	892.0
SR	0.633308	0.636583	0.630175	681.0
macro avg	0.722143	0.717264	0.745400	2077.0
micro avg	0.742500	0.742500	0.742500	2077.0
weighted avg	0.732622	0.730028	0.742500	2077.0

The result of Model Number:Dataset Number:Featuregroup Number:Rescale of 47 : 0 : 3 :
1

	f1-score	precision	recall	support
AFIB	0.768669	0.766446	0.770974	875.0

GSVT 0.782915 0.782278 0.783607 691.0
SB 0.831569 0.828125 0.835049 1553.0
SR 0.806605 0.815466 0.797978 907.0
macro avg 0.797439 0.798079 0.796902 4026.0
micro avg 0.803942 0.803942 0.803942 4026.0
weighted avg 0.803924 0.803999 0.803942 4026.0
The result of Model Number:Dataset Number:Featuregroup Number:Rescale of 47 : 0 : 4 :
0

f1-score precision recall support
AFIB 0.612276 0.675211 0.560450 204.0
GSVT 0.728591 0.718745 0.738783 300.0
SB 0.775897 0.772794 0.779028 892.0
SR 0.754838 0.744635 0.765358 681.0
macro avg 0.717901 0.727846 0.710905 2077.0
micro avg 0.747265 0.747265 0.747265 2077.0
weighted avg 0.746089 0.746170 0.747265 2077.0
The result of Model Number:Dataset Number:Featuregroup Number:Rescale of 47 : 0 : 4 :
1

f1-score precision recall support
AFIB 0.683554 0.685907 0.681305 875.0
GSVT 0.696532 0.682635 0.711132 691.0
SB 0.737335 0.733347 0.741370 1553.0
SR 0.708816 0.725297 0.693110 907.0
macro avg 0.706559 0.706796 0.706729 4026.0
micro avg 0.712253 0.712253 0.712253 4026.0
weighted avg 0.712218 0.712519 0.712253 4026.0
The result of Model Number:Dataset Number:Featuregroup Number:Rescale of 47 : 0 : 5 :
0

f1-score precision recall support
AFIB 0.719490 0.727904 0.711404 204.0
GSVT 0.648984 0.624207 0.740481 300.0
SB 0.602124 0.600706 0.603556 892.0
SR 0.747635 0.749073 0.746209 681.0
macro avg 0.679559 0.675472 0.700413 2077.0
micro avg 0.680699 0.680699 0.680699 2077.0
weighted avg 0.668130 0.665239 0.680699 2077.0
The result of Model Number:Dataset Number:Featuregroup Number:Rescale of 47 : 0 : 5 :
1

f1-score precision recall support
AFIB 0.739117 0.741660 0.736684 875.0
GSVT 0.753149 0.738123 0.768935 691.0
SB 0.797268 0.792957 0.801631 1553.0
SR 0.766432 0.784252 0.749449 907.0
macro avg 0.763991 0.764248 0.764175 4026.0

micro avg 0.770148 0.770148 0.770148 4026.0
weighted avg 0.770110 0.770436 0.770148 4026.0
The result of Model Number:Dataset Number:Featuregroup Number:Rescale of 47 : 0 : 6 :
0

	f1-score	precision	recall	support
AFIB	0.679087	0.716308	0.645994	204.0
GSVT	0.646635	0.669306	0.625529	300.0
SB	0.665128	0.639474	0.692936	892.0
SR	0.591982	0.608042	0.576781	681.0
macro avg	0.645708	0.658283	0.635310	2077.0
micro avg	0.640505	0.640505	0.640505	2077.0
weighted avg	0.639845	0.641024	0.640505	2077.0

The result of Model Number:Dataset Number:Featuregroup Number:Rescale of 47 : 0 : 6 :
1

	f1-score	precision	recall	support
AFIB	0.652727	0.654543	0.650955	875.0
GSVT	0.667679	0.667494	0.667871	691.0
SB	0.711099	0.704415	0.717919	1553.0
SR	0.692257	0.702240	0.682562	907.0
macro avg	0.680940	0.682173	0.679827	4026.0
micro avg	0.686810	0.686810	0.686810	4026.0
weighted avg	0.686715	0.686749	0.686810	4026.0

The result of Model Number:Dataset Number:Featuregroup Number:Rescale of 47 : 0 : 7 :
0

	f1-score	precision	recall	support
AFIB	0.764524	0.781812	0.748006	875.0
GSVT	0.810569	0.814018	0.807196	691.0
SB	0.880110	0.875962	0.884302	1553.0
SR	0.833892	0.821101	0.847122	907.0
macro avg	0.822273	0.823223	0.821657	4026.0
micro avg	0.833070	0.833070	0.833070	4026.0
weighted avg	0.832641	0.832509	0.833070	4026.0

The result of Model Number:Dataset Number:Featuregroup Number:Rescale of 47 : 0 : 7 :
1

	f1-score	precision	recall	support
AFIB	0.742156	0.743325	0.741087	204.0
GSVT	0.760105	0.758919	0.761358	300.0
SB	0.775785	0.774839	0.776740	892.0
SR	0.770352	0.771830	0.768883	681.0
macro avg	0.762099	0.762228	0.762017	2077.0
micro avg	0.768440	0.768440	0.768440	2077.0
weighted avg	0.768436	0.768458	0.768440	2077.0

The result of Model Number:Dataset Number:Featuregroup Number:Rescale of 47 : 0 : 8 :
0

f1-score precision recall support
AFIB 0.681112 0.671449 0.691074 875.0
GSVT 0.695125 0.701900 0.688485 691.0
SB 0.739749 0.737338 0.742177 1553.0
SR 0.722473 0.731707 0.713477 907.0
macro avg 0.709615 0.710599 0.708803 4026.0
micro avg 0.715389 0.715389 0.715389 4026.0
weighted avg 0.715454 0.715667 0.715389 4026.0
The result of Model Number:Dataset Number:Featuregroup Number:Rescale of 47 : 0 : 8 :
1

f1-score precision recall support
AFIB 0.890986 0.890932 0.891095 875.0
GSVT 0.892914 0.888087 0.897810 691.0
SB 0.935572 0.929347 0.941893 1553.0
SR 0.910729 0.925672 0.896295 907.0
macro avg 0.907550 0.908509 0.906773 4026.0
micro avg 0.913014 0.913014 0.913014 4026.0
weighted avg 0.912963 0.913088 0.913014 4026.0
The result of Model Number:Dataset Number:Featuregroup Number:Rescale of 47 : 0 : 9 :
0

f1-score precision recall support
AFIB 0.704411 0.706161 0.702718 875.0
GSVT 0.716542 0.718695 0.714493 691.0
SB 0.760122 0.754963 0.765358 1553.0
SR 0.745658 0.751193 0.740232 907.0
macro avg 0.731684 0.732753 0.730700 4026.0
micro avg 0.737353 0.737353 0.737353 4026.0
weighted avg 0.737276 0.737282 0.737353 4026.0
The result of Model Number:Dataset Number:Featuregroup Number:Rescale of 47 : 0 : 9 :
1

f1-score precision recall support
AFIB 0.863565 0.876806 0.850860 204.0
GSVT 0.884041 0.876540 0.891708 300.0
SB 0.899419 0.896517 0.902343 892.0
SR 0.890177 0.893481 0.886908 681.0
macro avg 0.884300 0.885836 0.882955 2077.0
micro avg 0.890690 0.890690 0.890690 2077.0
weighted avg 0.890646 0.890700 0.890690 2077.0
The result of Model Number:Dataset Number:Featuregroup Number:Rescale of 47 : 0 :
10 : 0

f1-score precision recall support
AFIB 0.881034 0.897204 0.865862 204.0
GSVT 0.914480 0.907127 0.922120 300.0
SB 0.931444 0.929781 0.933115 892.0

SR 0.922221 0.923042 0.921407 681.0
macro avg 0.912295 0.914289 0.910626 2077.0
micro avg 0.921082 0.921082 0.921082 2077.0
weighted avg 0.921019 0.921100 0.921082 2077.0
The result of Model Number:Dataset Number:Featuregroup Number:Rescale of 47 : 0 :
10 : 1

f1-score precision recall support
AFIB 0.827600 0.802864 0.882437 875.0
GSVT 0.708717 0.693197 0.725210 691.0
SB 0.940028 0.932369 0.948064 1553.0
SR 0.881882 0.918907 0.849380 907.0
macro avg 0.839557 0.836834 0.851272 4026.0
micro avg 0.873319 0.873319 0.873319 4026.0
weighted avg 0.862793 0.860140 0.873319 4026.0

The result of Model Number:Dataset Number:Featuregroup Number:Rescale of 47 : 1 : 0 :
0

f1-score precision recall support
AFIB 0.760497 0.777280 0.744479 204.0
GSVT 0.777117 0.764230 0.790539 300.0
SB 0.792050 0.785855 0.798352 892.0
SR 0.772828 0.782130 0.763746 681.0
macro avg 0.775623 0.777374 0.774279 2077.0
micro avg 0.780586 0.780586 0.780586 2077.0
weighted avg 0.780491 0.780668 0.780586 2077.0

The result of Model Number:Dataset Number:Featuregroup Number:Rescale of 47 : 1 : 0 :
1

f1-score precision recall support
AFIB 0.745366 0.787768 0.707790 204.0
GSVT 0.787684 0.779010 0.796593 300.0
SB 0.799401 0.791447 0.807544 892.0
SR 0.790114 0.792815 0.787556 681.0
macro avg 0.780641 0.787760 0.774871 2077.0
micro avg 0.789611 0.789611 0.789611 2077.0
weighted avg 0.789356 0.789738 0.789611 2077.0

The result of Model Number:Dataset Number:Featuregroup Number:Rescale of 47 : 1 : 1 :
0

f1-score precision recall support
AFIB 0.879001 0.889054 0.869512 204.0
GSVT 0.899575 0.894252 0.904977 300.0
SB 0.863576 0.831677 0.917421 892.0
SR 0.724404 0.727910 0.720950 681.0
macro avg 0.841639 0.835723 0.853215 2077.0
micro avg 0.846500 0.846500 0.846500 2077.0
weighted avg 0.824659 0.812328 0.846500 2077.0

The result of Model Number:Dataset Number:Featuregroup Number:Rescale of 47 : 1 : 1 : 1

	f1-score	precision	recall	support
AFIB	0.699723	0.689788	0.710027	875.0
GSVT	0.725099	0.734349	0.716188	691.0
SB	0.770580	0.769449	0.771722	1553.0
SR	0.751383	0.757019	0.745832	907.0
macro avg	0.736696	0.737651	0.735942	4026.0
micro avg	0.742949	0.742949	0.742949	4026.0
weighted avg	0.743049	0.743311	0.742949	4026.0

The result of Model Number:Dataset Number:Featuregroup Number:Rescale of 47 : 1 : 2 : 0

	f1-score	precision	recall	support
AFIB	0.768547	0.767311	0.770102	875.0
GSVT	0.786467	0.782367	0.790655	691.0
SB	0.822292	0.815325	0.829385	1553.0
SR	0.790902	0.808485	0.774334	907.0
macro avg	0.792052	0.793372	0.791119	4026.0
micro avg	0.797451	0.797451	0.797451	4026.0
weighted avg	0.797390	0.797692	0.797451	4026.0

The result of Model Number:Dataset Number:Featuregroup Number:Rescale of 47 : 1 : 2 : 1

	f1-score	precision	recall	support
AFIB	0.779697	0.803343	0.757437	875.0
GSVT	0.832338	0.826566	0.838236	691.0
SB	0.910679	0.907196	0.914196	1553.0
SR	0.861283	0.848356	0.874660	907.0
macro avg	0.845999	0.846365	0.846132	4026.0
micro avg	0.858182	0.858182	0.858182	4026.0
weighted avg	0.857638	0.857530	0.858182	4026.0

The result of Model Number:Dataset Number:Featuregroup Number:Rescale of 47 : 1 : 3 : 0

	f1-score	precision	recall	support
AFIB	0.797450	0.790059	0.805026	875.0
GSVT	0.811772	0.816180	0.807424	691.0
SB	0.860118	0.858135	0.862111	1553.0
SR	0.840078	0.847831	0.832493	907.0
macro avg	0.827355	0.828051	0.826763	4026.0
micro avg	0.833646	0.833646	0.833646	4026.0
weighted avg	0.833685	0.833817	0.833646	4026.0

The result of Model Number:Dataset Number:Featuregroup Number:Rescale of 47 : 1 : 3 : 1

	f1-score	precision	recall	support
AFIB	0.879835	0.883839	0.875921	875.0

GSVT 0.884110 0.875298 0.893177 691.0
SB 0.931854 0.921699 0.942234 1553.0
SR 0.891217 0.912316 0.871076 907.0
macro avg 0.896754 0.898288 0.895602 4026.0
micro avg 0.903371 0.903371 0.903371 4026.0
weighted avg 0.903199 0.903393 0.903371 4026.0
The result of Model Number:Dataset Number:Featuregroup Number:Rescale of 47 : 1 : 4 :
0

f1-score precision recall support
AFIB 0.828094 0.875202 0.786348 204.0
GSVT 0.875109 0.865472 0.885007 300.0
SB 0.888126 0.879289 0.897173 892.0
SR 0.877809 0.880810 0.874967 681.0
macro avg 0.867285 0.875193 0.860874 2077.0
micro avg 0.877250 0.877250 0.877250 2077.0
weighted avg 0.876967 0.877391 0.877250 2077.0
The result of Model Number:Dataset Number:Featuregroup Number:Rescale of 47 : 1 : 4 :
1

f1-score precision recall support
AFIB 0.784321 0.801630 0.767801 204.0
GSVT 0.801461 0.788171 0.815304 300.0
SB 0.816862 0.810473 0.823362 892.0
SR 0.797038 0.806631 0.787672 681.0
macro avg 0.799920 0.801726 0.798535 2077.0
micro avg 0.805039 0.805039 0.805039 2077.0
weighted avg 0.804941 0.805123 0.805039 2077.0
The result of Model Number:Dataset Number:Featuregroup Number:Rescale of 47 : 1 : 5 :
0

f1-score precision recall support
AFIB 0.845291 0.857967 0.833224 204.0
GSVT 0.875815 0.873490 0.878158 300.0
SB 0.896562 0.895367 0.897767 892.0
SR 0.887793 0.886648 0.888969 681.0
macro avg 0.876365 0.878368 0.874530 2077.0
micro avg 0.885711 0.885711 0.885711 2077.0
weighted avg 0.885654 0.885675 0.885711 2077.0
The result of Model Number:Dataset Number:Featuregroup Number:Rescale of 47 : 1 : 5 :
1

f1-score precision recall support
AFIB 0.833667 0.853623 0.815843 204.0
GSVT 0.858217 0.846124 0.871018 300.0
SB 0.880516 0.871570 0.889687 892.0
SR 0.859470 0.871880 0.847477 681.0
macro avg 0.857968 0.860800 0.856007 2077.0

micro avg 0.865898 0.865898 0.865898 2077.0
weighted avg 0.865793 0.866234 0.865898 2077.0
The result of Model Number:Dataset Number:Featuregroup Number:Rescale of 47 : 1 : 6 :
0

	f1-score	precision	recall	support
AFIB	0.768642	0.757996	0.779623	875.0
GSVT	0.785690	0.792049	0.779437	691.0
SB	0.834001	0.831604	0.836417	1553.0
SR	0.813712	0.824303	0.803398	907.0
macro avg	0.800512	0.801488	0.799719	4026.0
micro avg	0.806855	0.806855	0.806855	4026.0
weighted avg	0.806934	0.807173	0.806855	4026.0

The result of Model Number:Dataset Number:Featuregroup Number:Rescale of 47 : 1 : 6 :
1

	f1-score	precision	recall	support
AFIB	0.771313	0.770607	0.772113	875.0
GSVT	0.787123	0.785596	0.788738	691.0
SB	0.835240	0.833380	0.837121	1553.0
SR	0.812443	0.817743	0.807240	907.0
macro avg	0.801530	0.801831	0.801303	4026.0
micro avg	0.807957	0.807957	0.807957	4026.0
weighted avg	0.807952	0.808013	0.807957	4026.0

The result of Model Number:Dataset Number:Featuregroup Number:Rescale of 47 : 1 : 7 :
0

	f1-score	precision	recall	support
AFIB	0.813363	0.812047	0.814755	875.0
GSVT	0.820815	0.824079	0.817618	691.0
SB	0.861999	0.858866	0.865162	1553.0
SR	0.847899	0.852189	0.843700	907.0
macro avg	0.836019	0.836795	0.835309	4026.0
micro avg	0.841211	0.841211	0.841211	4026.0
weighted avg	0.841184	0.841215	0.841211	4026.0

The result of Model Number:Dataset Number:Featuregroup Number:Rescale of 47 : 1 : 7 :
1

	f1-score	precision	recall	support
AFIB	0.840064	0.855482	0.825597	204.0
GSVT	0.871954	0.864943	0.879239	300.0
SB	0.888129	0.886544	0.889722	892.0
SR	0.879336	0.880118	0.878559	681.0
macro avg	0.869871	0.871772	0.868280	2077.0
micro avg	0.878250	0.878250	0.878250	2077.0
weighted avg	0.878189	0.878266	0.878250	2077.0

The result of Model Number:Dataset Number:Featuregroup Number:Rescale of 47 : 1 : 8 :
0

f1-score precision recall support
AFIB 0.832452 0.836698 0.828275 875.0
GSVT 0.843940 0.839549 0.848450 691.0
SB 0.884581 0.883790 0.885379 1553.0
SR 0.868292 0.869000 0.867621 907.0
macro avg 0.857316 0.857259 0.857431 4026.0
micro avg 0.862629 0.862629 0.862629 4026.0
weighted avg 0.862606 0.862630 0.862629 4026.0
The result of Model Number:Dataset Number:Featuregroup Number:Rescale of 47 : 1 : 8 :
1

f1-score precision recall support
AFIB 0.627797 0.609710 0.688814 875.0
GSVT 0.691917 0.689707 0.694230 691.0
SB 0.584080 0.575472 0.592996 1553.0
SR 0.699365 0.713016 0.686316 907.0
macro avg 0.650790 0.646976 0.665589 4026.0
micro avg 0.652220 0.652220 0.652220 4026.0
weighted avg 0.638062 0.633506 0.652220 4026.0
The result of Model Number:Dataset Number:Featuregroup Number:Rescale of 47 : 1 : 9 :
0

f1-score precision recall support
AFIB 0.802127 0.817670 0.787524 204.0
GSVT 0.833232 0.826265 0.840471 300.0
SB 0.848779 0.847076 0.850491 892.0
SR 0.840686 0.841557 0.839820 681.0
macro avg 0.831206 0.833142 0.829577 2077.0
micro avg 0.839361 0.839361 0.839361 2077.0
weighted avg 0.839298 0.839372 0.839361 2077.0
The result of Model Number:Dataset Number:Featuregroup Number:Rescale of 47 : 1 : 9 :
1

f1-score precision recall support
AFIB 0.705839 0.701616 0.710208 875.0
GSVT 0.711619 0.715461 0.707921 691.0
SB 0.754210 0.752005 0.756439 1553.0
SR 0.737167 0.742462 0.731961 907.0
macro avg 0.727209 0.727886 0.726632 4026.0
micro avg 0.732549 0.732549 0.732549 4026.0
weighted avg 0.732547 0.732631 0.732549 4026.0
The result of Model Number:Dataset Number:Featuregroup Number:Rescale of 47 : 1 :
10 : 0

f1-score precision recall support
AFIB 0.668816 0.742249 0.608766 204.0
GSVT 0.780933 0.771170 0.791100 300.0
SB 0.830875 0.826635 0.835159 892.0

SR 0.811410 0.800066 0.823084 681.0
macro avg 0.773009 0.785030 0.764527 2077.0
micro avg 0.802600 0.802600 0.802600 2077.0
weighted avg 0.801362 0.801624 0.802600 2077.0
The result of Model Number:Dataset Number:Featuregroup Number:Rescale of 47 : 1 :
10 : 1

f1-score precision recall support
AFIB 0.870691 0.864207 0.877361 875.0
GSVT 0.886930 0.890097 0.883839 691.0
SB 0.941142 0.938912 0.943383 1553.0
SR 0.919664 0.927944 0.911564 907.0
macro avg 0.904607 0.905290 0.904037 4026.0
micro avg 0.911646 0.911646 0.911646 4026.0
weighted avg 0.911687 0.911826 0.911646 4026.0

The result of Model Number:Dataset Number:Featuregroup Number:Rescale of 48 : 0 : 0 :
0

f1-score precision recall support
AFIB 0.665335 0.681004 0.650428 875.0
GSVT 0.701362 0.703133 0.699646 691.0
SB 0.762744 0.759582 0.765935 1553.0
SR 0.725756 0.714326 0.737592 907.0
macro avg 0.713799 0.714511 0.713400 4026.0
micro avg 0.723068 0.723068 0.723068 4026.0
weighted avg 0.722705 0.722620 0.723068 4026.0

The result of Model Number:Dataset Number:Featuregroup Number:Rescale of 48 : 0 : 0 :
1

f1-score precision recall support
AFIB 0.707479 0.712568 0.702464 875.0
GSVT 0.706352 0.702123 0.710644 691.0
SB 0.745098 0.736843 0.753542 1553.0
SR 0.714979 0.727735 0.702686 907.0
macro avg 0.718477 0.719817 0.717334 4026.0
micro avg 0.723621 0.723621 0.723621 4026.0
weighted avg 0.723486 0.723556 0.723621 4026.0

The result of Model Number:Dataset Number:Featuregroup Number:Rescale of 48 : 0 : 1 :
0

f1-score precision recall support
AFIB 0.674127 0.757996 0.607563 204.0
GSVT 0.799803 0.782724 0.817679 300.0
SB 0.853804 0.849452 0.858206 892.0
SR 0.834650 0.824080 0.845548 681.0
macro avg 0.790596 0.803563 0.782249 2077.0
micro avg 0.823584 0.823584 0.823584 2077.0
weighted avg 0.822076 0.822512 0.823584 2077.0

The result of Model Number:Dataset Number:Featuregroup Number:Rescale of 48 : 0 : 1 : 1

	f1-score	precision	recall	support
AFIB	0.822710	0.826787	0.818761	875.0
GSVT	0.830901	0.832098	0.829833	691.0
SB	0.874636	0.870578	0.878741	1553.0
SR	0.858535	0.860685	0.856443	907.0
macro avg	0.846695	0.847537	0.845945	4026.0
micro avg	0.852287	0.852287	0.852287	4026.0
weighted avg	0.852217	0.852227	0.852287	4026.0

The result of Model Number:Dataset Number:Featuregroup Number:Rescale of 48 : 0 : 2 : 0

	f1-score	precision	recall	support
AFIB	0.747202	0.747558	0.746954	875.0
GSVT	0.766553	0.759918	0.773332	691.0
SB	0.818682	0.812716	0.824743	1553.0
SR	0.783706	0.799286	0.768763	907.0
macro avg	0.779036	0.779869	0.778448	4026.0
micro avg	0.786401	0.786401	0.786401	4026.0
weighted avg	0.786320	0.786467	0.786401	4026.0

The result of Model Number:Dataset Number:Featuregroup Number:Rescale of 48 : 0 : 2 : 1

	f1-score	precision	recall	support
AFIB	0.780446	0.792813	0.768563	204.0
GSVT	0.800507	0.793694	0.807441	300.0
SB	0.814327	0.812513	0.816153	892.0
SR	0.806612	0.808405	0.804842	681.0
macro avg	0.800473	0.801856	0.799250	2077.0
micro avg	0.806512	0.806512	0.806512	2077.0
weighted avg	0.806474	0.806513	0.806512	2077.0

The result of Model Number:Dataset Number:Featuregroup Number:Rescale of 48 : 0 : 3 : 0

	f1-score	precision	recall	support
AFIB	0.781640	0.763256	0.822896	875.0
GSVT	0.751086	0.744161	0.768201	691.0
SB	0.814603	0.757246	0.882300	1553.0
SR	0.507915	0.637007	0.422982	907.0
macro avg	0.713811	0.725418	0.724095	4026.0
micro avg	0.746328	0.746328	0.746328	4026.0
weighted avg	0.727445	0.729218	0.746328	4026.0

The result of Model Number:Dataset Number:Featuregroup Number:Rescale of 48 : 0 : 3 : 1

	f1-score	precision	recall	support
AFIB	0.724730	0.726955	0.722634	204.0

GSVT 0.743768 0.741878 0.745735 300.0
SB 0.760384 0.759455 0.761319 892.0
SR 0.754160 0.755610 0.752722 681.0
macro avg 0.745761 0.745974 0.745603 2077.0
micro avg 0.752450 0.752450 0.752450 2077.0
weighted avg 0.752441 0.752463 0.752450 2077.0
The result of Model Number:Dataset Number:Featuregroup Number:Rescale of 48 : 0 : 4 :
0

f1-score precision recall support
AFIB 0.632111 0.627732 0.636679 875.0
GSVT 0.641863 0.644468 0.639383 691.0
SB 0.696422 0.689181 0.703821 1553.0
SR 0.661259 0.676646 0.646617 907.0
macro avg 0.657914 0.659507 0.656625 4026.0
micro avg 0.665282 0.665282 0.665282 4026.0
weighted avg 0.665159 0.665327 0.665282 4026.0
The result of Model Number:Dataset Number:Featuregroup Number:Rescale of 48 : 0 : 4 :
1

f1-score precision recall support
AFIB 0.878546 0.887896 0.869876 204.0
GSVT 0.904364 0.898338 0.910736 300.0
SB 0.923475 0.922650 0.924304 892.0
SR 0.915689 0.916911 0.914476 681.0
macro avg 0.905519 0.906449 0.904848 2077.0
micro avg 0.913776 0.913776 0.913776 2077.0
weighted avg 0.913749 0.913843 0.913776 2077.0
The result of Model Number:Dataset Number:Featuregroup Number:Rescale of 48 : 0 : 5 :
0

f1-score precision recall support
AFIB 0.888014 0.899773 0.876691 204.0
GSVT 0.914812 0.911510 0.918158 300.0
SB 0.926206 0.923324 0.929111 892.0
SR 0.916114 0.917878 0.914382 681.0
macro avg 0.911286 0.913121 0.909585 2077.0
micro avg 0.917551 0.917551 0.917551 2077.0
weighted avg 0.917500 0.917519 0.917551 2077.0
The result of Model Number:Dataset Number:Featuregroup Number:Rescale of 48 : 0 : 5 :
1

f1-score precision recall support
AFIB 0.608463 0.621249 0.596215 875.0
GSVT 0.647941 0.650167 0.645763 691.0
SB 0.705941 0.702614 0.709303 1553.0
SR 0.668253 0.659353 0.677451 907.0
macro avg 0.657650 0.658346 0.657183 4026.0

micro avg 0.666643 0.666643 0.666643 4026.0
weighted avg 0.666310 0.666183 0.666643 4026.0
The result of Model Number:Dataset Number:Featuregroup Number:Rescale of 48 : 0 : 6 :
0

	f1-score	precision	recall	support
AFIB	0.872092	0.907292	0.839591	204.0
GSVT	0.904545	0.889851	0.919888	300.0
SB	0.927946	0.920486	0.935540	892.0
SR	0.902981	0.909483	0.896619	681.0
macro avg	0.901891	0.906778	0.897910	2077.0
micro avg	0.911094	0.911094	0.911094	2077.0
weighted avg	0.910895	0.911158	0.911094	2077.0

The result of Model Number:Dataset Number:Featuregroup Number:Rescale of 48 : 0 : 6 :
1

	f1-score	precision	recall	support
AFIB	0.621320	0.602749	0.662489	875.0
GSVT	0.532069	0.520417	0.544451	691.0
SB	0.705726	0.699976	0.711758	1553.0
SR	0.662072	0.689869	0.637671	907.0
macro avg	0.630297	0.628253	0.639092	4026.0
micro avg	0.655644	0.655644	0.655644	4026.0
weighted avg	0.647741	0.645749	0.655644	4026.0

The result of Model Number:Dataset Number:Featuregroup Number:Rescale of 48 : 0 : 7 :
0

	f1-score	precision	recall	support
AFIB	0.781778	0.775759	0.787951	875.0
GSVT	0.791928	0.795605	0.788458	691.0
SB	0.848661	0.844147	0.853243	1553.0
SR	0.823657	0.835237	0.812484	907.0
macro avg	0.811506	0.812687	0.810534	4026.0
micro avg	0.818751	0.818751	0.818751	4026.0
weighted avg	0.818755	0.818945	0.818751	4026.0

The result of Model Number:Dataset Number:Featuregroup Number:Rescale of 48 : 0 : 7 :
1

	f1-score	precision	recall	support
AFIB	0.685024	0.686930	0.683165	875.0
GSVT	0.700716	0.700522	0.700918	691.0
SB	0.746285	0.739270	0.753442	1553.0
SR	0.726510	0.736987	0.716336	907.0
macro avg	0.714634	0.715927	0.713465	4026.0
micro avg	0.720794	0.720794	0.720794	4026.0
weighted avg	0.720695	0.720730	0.720794	4026.0

The result of Model Number:Dataset Number:Featuregroup Number:Rescale of 48 : 0 : 8 :
0

f1-score precision recall support
AFIB 0.718991 0.700592 0.738449 875.0
GSVT 0.679669 0.718191 0.645227 691.0
SB 0.720687 0.663205 0.789096 1553.0
SR 0.575707 0.699272 0.489358 907.0
macro avg 0.673764 0.695315 0.665533 4026.0
micro avg 0.685869 0.685869 0.685869 4026.0
weighted avg 0.680616 0.688894 0.685869 4026.0
The result of Model Number:Dataset Number:Featuregroup Number:Rescale of 48 : 0 : 8 :
1

f1-score precision recall support
AFIB 0.854285 0.846730 0.862012 875.0
GSVT 0.776693 0.752168 0.864087 691.0
SB 0.700231 0.672318 0.743881 1553.0
SR 0.721690 0.729157 0.714420 907.0
macro avg 0.763225 0.750093 0.796100 4026.0
micro avg 0.783550 0.783550 0.783550 4026.0
weighted avg 0.751671 0.736735 0.783550 4026.0
The result of Model Number:Dataset Number:Featuregroup Number:Rescale of 48 : 0 : 9 :
0

f1-score precision recall support
AFIB 0.845650 0.862037 0.830255 204.0
GSVT 0.878443 0.871098 0.886074 300.0
SB 0.894834 0.893038 0.896639 892.0
SR 0.886301 0.887219 0.885389 681.0
macro avg 0.876307 0.878348 0.874589 2077.0
micro avg 0.884904 0.884904 0.884904 2077.0
weighted avg 0.884838 0.884916 0.884904 2077.0
The result of Model Number:Dataset Number:Featuregroup Number:Rescale of 48 : 0 : 9 :
1

f1-score precision recall support
AFIB 0.688580 0.705103 0.673126 204.0
GSVT 0.713064 0.708931 0.717331 300.0
SB 0.728293 0.725621 0.730986 892.0
SR 0.721964 0.722499 0.721437 681.0
macro avg 0.712975 0.715539 0.710720 2077.0
micro avg 0.720200 0.720200 0.720200 2077.0
weighted avg 0.720117 0.720172 0.720200 2077.0
The result of Model Number:Dataset Number:Featuregroup Number:Rescale of 48 : 0 :
10 : 0

f1-score precision recall support
AFIB 0.727326 0.727094 0.727597 875.0
GSVT 0.738166 0.728677 0.747991 691.0
SB 0.780787 0.779089 0.782496 1553.0

SR 0.759184 0.770313 0.748385 907.0
macro avg 0.751366 0.751293 0.751617 4026.0
micro avg 0.756958 0.756958 0.756958 4026.0
weighted avg 0.756986 0.757159 0.756958 4026.0
The result of Model Number:Dataset Number:Featuregroup Number:Rescale of 48 : 0 :

10 : 1

f1-score precision recall support

AFIB 0.717987 0.744697 0.693449 204.0
GSVT 0.666266 0.697183 0.638035 300.0
SB 0.697939 0.655843 0.745823 892.0
SR 0.612925 0.655511 0.575607 681.0
macro avg 0.673779 0.688309 0.663229 2077.0
micro avg 0.669300 0.669300 0.669300 2077.0
weighted avg 0.667459 0.670433 0.669300 2077.0

The result of Model Number:Dataset Number:Featuregroup Number:Rescale of 48 : 1 : 0 :
0

f1-score precision recall support

AFIB 0.778541 0.802327 0.756212 875.0
GSVT 0.826199 0.823400 0.829089 691.0
SB 0.902824 0.899197 0.906485 1553.0
SR 0.855075 0.840244 0.870523 907.0
macro avg 0.840660 0.841292 0.840577 4026.0
micro avg 0.852439 0.852439 0.852439 4026.0
weighted avg 0.851904 0.851853 0.852439 4026.0

The result of Model Number:Dataset Number:Featuregroup Number:Rescale of 48 : 1 : 0 :
1

f1-score precision recall support

AFIB 0.829800 0.816786 0.843326 875.0
GSVT 0.799567 0.822489 0.777980 691.0
SB 0.840212 0.797621 0.887656 1553.0
SR 0.682667 0.759670 0.619945 907.0
macro avg 0.788061 0.799141 0.782227 4026.0
micro avg 0.798886 0.798886 0.798886 4026.0
weighted avg 0.795480 0.797504 0.798886 4026.0

The result of Model Number:Dataset Number:Featuregroup Number:Rescale of 48 : 1 : 1 :
0

f1-score precision recall support

AFIB 0.910791 0.917709 0.904055 204.0
GSVT 0.929438 0.920360 0.938717 300.0
SB 0.951118 0.948687 0.953570 892.0
SR 0.941029 0.946345 0.935784 681.0
macro avg 0.933094 0.933275 0.933031 2077.0
micro avg 0.940730 0.940730 0.940730 2077.0
weighted avg 0.940718 0.940785 0.940730 2077.0

The result of Model Number:Dataset Number:Featuregroup Number:Rescale of 48 : 1 : 1 : 1

	f1-score	precision	recall	support
AFIB	0.620941	0.692542	0.562840	204.0
GSVT	0.732153	0.719409	0.745512	300.0
SB	0.781713	0.778248	0.785217	892.0
SR	0.763573	0.753132	0.774330	681.0
macro avg	0.724595	0.735833	0.716975	2077.0
micro avg	0.754071	0.754071	0.754071	2077.0
weighted avg	0.752816	0.753097	0.754071	2077.0

The result of Model Number:Dataset Number:Featuregroup Number:Rescale of 48 : 1 : 2 : 0

	f1-score	precision	recall	support
AFIB	0.808125	0.809525	0.806741	875.0
GSVT	0.817923	0.808525	0.827610	691.0
SB	0.861301	0.850916	0.871947	1553.0
SR	0.820361	0.845218	0.796943	907.0
macro avg	0.826927	0.828546	0.825810	4026.0
micro avg	0.833268	0.833268	0.833268	4026.0
weighted avg	0.833076	0.833360	0.833268	4026.0

The result of Model Number:Dataset Number:Featuregroup Number:Rescale of 48 : 1 : 2 : 1

	f1-score	precision	recall	support
AFIB	0.760661	0.771719	0.750261	204.0
GSVT	0.777437	0.766919	0.788310	300.0
SB	0.789138	0.780914	0.797543	892.0
SR	0.773497	0.786297	0.761121	681.0
macro avg	0.775183	0.776462	0.774309	2077.0
micro avg	0.779623	0.779623	0.779623	2077.0
weighted avg	0.779523	0.779754	0.779623	2077.0

The result of Model Number:Dataset Number:Featuregroup Number:Rescale of 48 : 1 : 3 : 0

	f1-score	precision	recall	support
AFIB	0.801729	0.809484	0.794266	204.0
GSVT	0.830099	0.828462	0.831755	300.0
SB	0.847449	0.845948	0.848967	892.0
SR	0.839637	0.840043	0.839266	681.0
macro avg	0.829728	0.830984	0.828563	2077.0
micro avg	0.837927	0.837927	0.837927	2077.0
weighted avg	0.837891	0.837905	0.837927	2077.0

The result of Model Number:Dataset Number:Featuregroup Number:Rescale of 48 : 1 : 3 : 1

	f1-score	precision	recall	support
AFIB	0.831305	0.830544	0.832168	875.0

GSVT 0.848345 0.846699 0.850086 691.0
SB 0.900204 0.898199 0.902232 1553.0
SR 0.875634 0.881346 0.870027 907.0
macro avg 0.863872 0.864197 0.863628 4026.0
micro avg 0.870799 0.870799 0.870799 4026.0
weighted avg 0.870794 0.870859 0.870799 4026.0
The result of Model Number:Dataset Number:Featuregroup Number:Rescale of 48 : 1 : 4 :
0

f1-score precision recall support
AFIB 0.699451 0.737500 0.665315 204.0
GSVT 0.734295 0.723189 0.745776 300.0
SB 0.751744 0.746854 0.756710 892.0
SR 0.742469 0.743139 0.741819 681.0
macro avg 0.731990 0.737670 0.727405 2077.0
micro avg 0.741272 0.741272 0.741272 2077.0
weighted avg 0.741047 0.741299 0.741272 2077.0
The result of Model Number:Dataset Number:Featuregroup Number:Rescale of 48 : 1 : 4 :
1

f1-score precision recall support
AFIB 0.758682 0.768729 0.749008 204.0
GSVT 0.781577 0.778756 0.784436 300.0
SB 0.791312 0.788849 0.793793 892.0
SR 0.782689 0.784197 0.781209 681.0
macro avg 0.778565 0.780133 0.777112 2077.0
micro avg 0.783917 0.783917 0.783917 2077.0
weighted avg 0.783874 0.783890 0.783917 2077.0
The result of Model Number:Dataset Number:Featuregroup Number:Rescale of 48 : 1 : 5 :
0

f1-score precision recall support
AFIB 0.855161 0.863433 0.847201 204.0
GSVT 0.885422 0.883676 0.887189 300.0
SB 0.903928 0.902327 0.905547 892.0
SR 0.895595 0.896028 0.895200 681.0
macro avg 0.885027 0.886366 0.883784 2077.0
micro avg 0.893772 0.893772 0.893772 2077.0
weighted avg 0.893733 0.893748 0.893772 2077.0
The result of Model Number:Dataset Number:Featuregroup Number:Rescale of 48 : 1 : 5 :
1

f1-score precision recall support
AFIB 0.722974 0.717444 0.728685 875.0
GSVT 0.739608 0.743653 0.735651 691.0
SB 0.783186 0.782637 0.783741 1553.0
SR 0.762383 0.766081 0.758760 907.0
macro avg 0.752038 0.752454 0.751709 4026.0

micro avg 0.757893 0.757893 0.757893 4026.0
weighted avg 0.757933 0.758047 0.757893 4026.0
The result of Model Number:Dataset Number:Featuregroup Number:Rescale of 48 : 1 : 6 :
0

	f1-score	precision	recall	support
AFIB	0.697291	0.698639	0.696001	875.0
GSVT	0.675557	0.672590	0.678592	691.0
SB	0.705877	0.662974	0.754737	1553.0
SR	0.568132	0.658300	0.499824	907.0
macro avg	0.661714	0.673125	0.657289	4026.0
micro avg	0.671474	0.671474	0.671474	4026.0
weighted avg	0.667775	0.671322	0.671474	4026.0

The result of Model Number:Dataset Number:Featuregroup Number:Rescale of 48 : 1 : 6 :
1

	f1-score	precision	recall	support
AFIB	0.857973	0.867506	0.849086	204.0
GSVT	0.884549	0.879514	0.889899	300.0
SB	0.902146	0.900937	0.903359	892.0
SR	0.894471	0.895670	0.893288	681.0
macro avg	0.884785	0.885907	0.883908	2077.0
micro avg	0.892782	0.892782	0.892782	2077.0
weighted avg	0.892749	0.892832	0.892782	2077.0

The result of Model Number:Dataset Number:Featuregroup Number:Rescale of 48 : 1 : 7 :
0

	f1-score	precision	recall	support
AFIB	0.661287	0.672026	0.650922	875.0
GSVT	0.703298	0.705503	0.701151	691.0
SB	0.765153	0.762517	0.767812	1553.0
SR	0.724377	0.716309	0.732673	907.0
macro avg	0.713529	0.714089	0.713140	4026.0
micro avg	0.723050	0.723050	0.723050	4026.0
weighted avg	0.722777	0.722654	0.723050	4026.0

The result of Model Number:Dataset Number:Featuregroup Number:Rescale of 48 : 1 : 7 :
1

	f1-score	precision	recall	support
AFIB	0.915894	0.924753	0.907368	204.0
GSVT	0.948303	0.946433	0.950196	300.0
SB	0.968124	0.966409	0.969858	892.0
SR	0.959199	0.959663	0.958776	681.0
macro avg	0.947880	0.949315	0.946549	2077.0
micro avg	0.957247	0.957247	0.957247	2077.0
weighted avg	0.957205	0.957221	0.957247	2077.0

The result of Model Number:Dataset Number:Featuregroup Number:Rescale of 48 : 1 : 8 :
0

f1-score precision recall support
AFIB 0.881383 0.905574 0.858516 204.0
GSVT 0.901317 0.887471 0.915689 300.0
SB 0.921120 0.912211 0.930208 892.0
SR 0.897840 0.909059 0.886901 681.0
macro avg 0.900415 0.903579 0.897828 2077.0
micro avg 0.906870 0.906870 0.906870 2077.0
weighted avg 0.906724 0.906952 0.906870 2077.0
The result of Model Number:Dataset Number:Featuregroup Number:Rescale of 48 : 1 : 8 :
1

f1-score precision recall support
AFIB 0.723953 0.739201 0.709436 204.0
GSVT 0.746462 0.739642 0.753426 300.0
SB 0.758653 0.756962 0.760354 892.0
SR 0.749637 0.750421 0.748863 681.0
macro avg 0.744676 0.746556 0.743020 2077.0
micro avg 0.750585 0.750585 0.750585 2077.0
weighted avg 0.750528 0.750571 0.750585 2077.0
The result of Model Number:Dataset Number:Featuregroup Number:Rescale of 48 : 1 : 9 :
0

f1-score precision recall support
AFIB 0.640170 0.631671 0.648950 875.0
GSVT 0.653163 0.659355 0.647115 691.0
SB 0.695059 0.693415 0.696714 1553.0
SR 0.676203 0.683314 0.669268 907.0
macro avg 0.666149 0.666939 0.665512 4026.0
micro avg 0.671637 0.671637 0.671637 4026.0
weighted avg 0.671691 0.671874 0.671637 4026.0
The result of Model Number:Dataset Number:Featuregroup Number:Rescale of 48 : 1 : 9 :
1

f1-score precision recall support
AFIB 0.730686 0.804898 0.669705 204.0
GSVT 0.674784 0.721446 0.634107 300.0
SB 0.734640 0.686428 0.790147 892.0
SR 0.635843 0.669266 0.605773 681.0
macro avg 0.693988 0.720510 0.674933 2077.0
micro avg 0.695327 0.695327 0.695327 2077.0
weighted avg 0.693213 0.697495 0.695327 2077.0
The result of Model Number:Dataset Number:Featuregroup Number:Rescale of 48 : 1 :
10 : 0

f1-score precision recall support
AFIB 0.650484 0.665307 0.636410 875.0
GSVT 0.692198 0.693566 0.691067 691.0
SB 0.757311 0.753166 0.761504 1553.0

SR 0.715772 0.707090 0.724771 907.0
macro avg 0.703941 0.704782 0.703438 4026.0
micro avg 0.713952 0.713952 0.713952 4026.0
weighted avg 0.713560 0.713461 0.713952 4026.0
The result of Model Number:Dataset Number:Featuregroup Number:Rescale of 48 : 1 :
10 : 1

f1-score precision recall support
AFIB 0.932958 0.944535 0.921975 204.0
GSVT 0.949687 0.943198 0.956365 300.0
SB 0.972177 0.970658 0.973701 892.0
SR 0.965193 0.966758 0.963641 681.0
macro avg 0.955004 0.956287 0.953921 2077.0
micro avg 0.962818 0.962818 0.962818 2077.0
weighted avg 0.962786 0.962847 0.962818 2077.0

The result of Model Number:Dataset Number:Featuregroup Number:Rescale of 49 : 0 : 0 :
0

f1-score precision recall support
AFIB 0.906773 0.914682 0.899227 204.0
GSVT 0.938132 0.936601 0.939692 300.0
SB 0.958073 0.955736 0.960433 892.0
SR 0.949289 0.950720 0.947895 681.0
macro avg 0.938067 0.939435 0.936812 2077.0
micro avg 0.947314 0.947314 0.947314 2077.0
weighted avg 0.947274 0.947295 0.947314 2077.0

The result of Model Number:Dataset Number:Featuregroup Number:Rescale of 49 : 0 : 0 :
1

f1-score precision recall support
AFIB 0.774818 0.796177 0.754730 204.0
GSVT 0.795438 0.780713 0.810805 300.0
SB 0.808338 0.800781 0.816041 892.0
SR 0.788020 0.798726 0.777611 681.0
macro avg 0.791654 0.794099 0.789797 2077.0
micro avg 0.796663 0.796663 0.796663 2077.0
weighted avg 0.796521 0.796757 0.796663 2077.0

The result of Model Number:Dataset Number:Featuregroup Number:Rescale of 49 : 0 : 1 :
0

f1-score precision recall support
AFIB 0.862570 0.892515 0.834686 204.0
GSVT 0.879109 0.869485 0.889056 300.0
SB 0.902512 0.896032 0.909088 892.0
SR 0.886394 0.890752 0.882093 681.0
macro avg 0.882646 0.887196 0.878731 2077.0
micro avg 0.890036 0.890036 0.890036 2077.0
weighted avg 0.889924 0.890121 0.890036 2077.0

The result of Model Number:Dataset Number:Featuregroup Number:Rescale of 49 : 0 : 1 :
1

	f1-score	precision	recall	support
AFIB	0.853023	0.859910	0.846319	204.0
GSVT	0.872596	0.868318	0.876948	300.0
SB	0.889627	0.888640	0.890623	892.0
SR	0.882984	0.884158	0.881819	681.0
macro avg	0.874557	0.875256	0.873927	2077.0
micro avg	0.881410	0.881410	0.881410	2077.0
weighted avg	0.881394	0.881413	0.881410	2077.0

The result of Model Number:Dataset Number:Featuregroup Number:Rescale of 49 : 0 : 2 :
0

	f1-score	precision	recall	support
AFIB	0.691142	0.704652	0.678262	204.0
GSVT	0.710133	0.705017	0.715349	300.0
SB	0.722843	0.720030	0.725679	892.0
SR	0.714942	0.716965	0.712945	681.0
macro avg	0.709765	0.711666	0.708059	2077.0
micro avg	0.715355	0.715355	0.715355	2077.0
weighted avg	0.715303	0.715346	0.715355	2077.0

The result of Model Number:Dataset Number:Featuregroup Number:Rescale of 49 : 0 : 2 :
1

	f1-score	precision	recall	support
AFIB	0.879905	0.903687	0.857525	204.0
GSVT	0.887157	0.874098	0.900735	300.0
SB	0.904342	0.894721	0.914175	892.0
SR	0.887569	0.899765	0.875714	681.0
macro avg	0.889743	0.893068	0.887037	2077.0
micro avg	0.894059	0.894059	0.894059	2077.0
weighted avg	0.893960	0.894277	0.894059	2077.0

The result of Model Number:Dataset Number:Featuregroup Number:Rescale of 49 : 0 : 3 :
0

	f1-score	precision	recall	support
AFIB	0.788616	0.790209	0.787047	204.0
GSVT	0.810556	0.808146	0.812985	300.0
SB	0.823987	0.823253	0.824725	892.0
SR	0.816904	0.818473	0.815352	681.0
macro avg	0.810016	0.810020	0.810027	2077.0
micro avg	0.816256	0.816256	0.816256	2077.0
weighted avg	0.816251	0.816258	0.816256	2077.0

The result of Model Number:Dataset Number:Featuregroup Number:Rescale of 49 : 0 : 3 :
1

	f1-score	precision	recall	support
AFIB	0.929597	0.946681	0.913233	204.0

GSVT 0.945212 0.939022 0.951509 300.0
SB 0.961380 0.956686 0.966122 892.0
SR 0.951443 0.955399 0.947534 681.0
macro avg 0.946908 0.949447 0.944600 2077.0
micro avg 0.952722 0.952722 0.952722 2077.0
weighted avg 0.952665 0.952730 0.952722 2077.0
The result of Model Number:Dataset Number:Featuregroup Number:Rescale of 49 : 0 : 4 :
0

f1-score precision recall support
AFIB 0.822194 0.834273 0.810535 204.0
GSVT 0.843026 0.835859 0.850334 300.0
SB 0.857596 0.854165 0.861057 892.0
SR 0.849114 0.853282 0.844997 681.0
macro avg 0.842982 0.844395 0.841731 2077.0
micro avg 0.849280 0.849280 0.849280 2077.0
weighted avg 0.849233 0.849277 0.849280 2077.0
The result of Model Number:Dataset Number:Featuregroup Number:Rescale of 49 : 0 : 4 :
1

f1-score precision recall support
AFIB 0.782902 0.784846 0.781019 875.0
GSVT 0.796384 0.798777 0.794107 691.0
SB 0.844820 0.839086 0.850639 1553.0
SR 0.828744 0.834896 0.822714 907.0
macro avg 0.813212 0.814401 0.812120 4026.0
micro avg 0.819514 0.819514 0.819514 4026.0
weighted avg 0.819428 0.819435 0.819514 4026.0
The result of Model Number:Dataset Number:Featuregroup Number:Rescale of 49 : 0 : 5 :
0

f1-score precision recall support
AFIB 0.738535 0.729106 0.748254 875.0
GSVT 0.751498 0.755808 0.747258 691.0
SB 0.804432 0.801054 0.807847 1553.0
SR 0.780746 0.793383 0.768519 907.0
macro avg 0.768803 0.769838 0.767969 4026.0
micro avg 0.775636 0.775636 0.775636 4026.0
weighted avg 0.775689 0.775923 0.775636 4026.0
The result of Model Number:Dataset Number:Featuregroup Number:Rescale of 49 : 0 : 5 :
1

f1-score precision recall support
AFIB 0.790094 0.790305 0.790021 875.0
GSVT 0.803852 0.800884 0.806943 691.0
SB 0.859965 0.857877 0.862067 1553.0
SR 0.839456 0.845480 0.833539 907.0
macro avg 0.823341 0.823637 0.823142 4026.0

micro avg 0.830520 0.830520 0.830520 4026.0
weighted avg 0.830528 0.830616 0.830520 4026.0
The result of Model Number:Dataset Number:Featuregroup Number:Rescale of 49 : 0 : 6 :
0

	f1-score	precision	recall	support
AFIB	0.676321	0.744555	0.619939	204.0
GSVT	0.797580	0.786571	0.809028	300.0
SB	0.846875	0.844049	0.849723	892.0
SR	0.825187	0.813771	0.836940	681.0
macro avg	0.786491	0.797237	0.778908	2077.0
micro avg	0.817085	0.817085	0.817085	2077.0
weighted avg	0.815892	0.816048	0.817085	2077.0

The result of Model Number:Dataset Number:Featuregroup Number:Rescale of 49 : 0 : 6 :
1

	f1-score	precision	recall	support
AFIB	0.746498	0.755036	0.738439	204.0
GSVT	0.763971	0.759450	0.768558	300.0
SB	0.733398	0.706307	0.779126	892.0
SR	0.615205	0.618182	0.612272	681.0
macro avg	0.714768	0.709744	0.724599	2077.0
micro avg	0.718896	0.718896	0.718896	2077.0
weighted avg	0.700348	0.689875	0.718896	2077.0

The result of Model Number:Dataset Number:Featuregroup Number:Rescale of 49 : 0 : 7 :
0

	f1-score	precision	recall	support
AFIB	0.871446	0.875412	0.867570	875.0
GSVT	0.875681	0.866953	0.884661	691.0
SB	0.922969	0.912912	0.933251	1553.0
SR	0.882720	0.903618	0.862771	907.0
macro avg	0.888204	0.889724	0.887063	4026.0
micro avg	0.894758	0.894758	0.894758	4026.0
weighted avg	0.894587	0.894780	0.894758	4026.0

The result of Model Number:Dataset Number:Featuregroup Number:Rescale of 49 : 0 : 7 :
1

	f1-score	precision	recall	support
AFIB	0.711111	0.716428	0.705899	204.0
GSVT	0.729281	0.725432	0.733171	300.0
SB	0.741588	0.740596	0.742585	892.0
SR	0.735057	0.736466	0.733655	681.0
macro avg	0.729259	0.729731	0.728827	2077.0
micro avg	0.734694	0.734694	0.734694	2077.0
weighted avg	0.734675	0.734678	0.734694	2077.0

The result of Model Number:Dataset Number:Featuregroup Number:Rescale of 49 : 0 : 8 :
0

f1-score precision recall support
AFIB 0.749086 0.740250 0.758172 875.0
GSVT 0.761775 0.766595 0.757043 691.0
SB 0.812199 0.811107 0.813298 1553.0
SR 0.792246 0.799752 0.784907 907.0
macro avg 0.778827 0.779426 0.778355 4026.0
micro avg 0.785266 0.785266 0.785266 4026.0
weighted avg 0.785333 0.785509 0.785266 4026.0
The result of Model Number:Dataset Number:Featuregroup Number:Rescale of 49 : 0 : 8 :
1

f1-score precision recall support
AFIB 0.629433 0.620495 0.638701 875.0
GSVT 0.652259 0.660580 0.644244 691.0
SB 0.693172 0.692155 0.694199 1553.0
SR 0.675903 0.680973 0.670910 907.0
macro avg 0.662692 0.663551 0.662013 4026.0
micro avg 0.668316 0.668316 0.668316 4026.0
weighted avg 0.668407 0.668642 0.668316 4026.0
The result of Model Number:Dataset Number:Featuregroup Number:Rescale of 49 : 0 : 9 :
0

f1-score precision recall support
AFIB 0.894461 0.907874 0.881693 204.0
GSVT 0.926761 0.924300 0.929240 300.0
SB 0.948714 0.947450 0.949990 892.0
SR 0.939435 0.938224 0.940680 681.0
macro avg 0.927343 0.929462 0.925401 2077.0
micro avg 0.937232 0.937232 0.937232 2077.0
weighted avg 0.937172 0.937194 0.937232 2077.0
The result of Model Number:Dataset Number:Featuregroup Number:Rescale of 49 : 0 : 9 :
1

f1-score precision recall support
AFIB 0.739370 0.727774 0.751422 875.0
GSVT 0.712431 0.732855 0.693198 691.0
SB 0.748647 0.710698 0.790921 1553.0
SR 0.608271 0.676882 0.552384 907.0
macro avg 0.702180 0.712052 0.696981 4026.0
micro avg 0.711825 0.711825 0.711825 4026.0
weighted avg 0.708790 0.710594 0.711825 4026.0
The result of Model Number:Dataset Number:Featuregroup Number:Rescale of 49 : 0 :
10 : 0

f1-score precision recall support
AFIB 0.702458 0.688271 0.717297 875.0
GSVT 0.725747 0.737286 0.714720 691.0
SB 0.772206 0.772162 0.772255 1553.0

SR 0.753483 0.760349 0.746753 907.0
macro avg 0.738473 0.739517 0.737756 4026.0
micro avg 0.744690 0.744690 0.744690 4026.0
weighted avg 0.744855 0.745282 0.744690 4026.0
The result of Model Number:Dataset Number:Featuregroup Number:Rescale of 49 : 0 :
10 : 1

f1-score precision recall support
AFIB 0.822266 0.800666 0.873743 875.0
GSVT 0.791013 0.748703 0.901738 691.0
SB 0.749525 0.744789 0.754345 1553.0
SR 0.728045 0.740589 0.716122 907.0
macro avg 0.772712 0.758687 0.811487 4026.0
micro avg 0.796981 0.796981 0.796981 4026.0
weighted avg 0.767616 0.756659 0.796981 4026.0
The result of Model Number:Dataset Number:Featuregroup Number:Rescale of 49 : 1 : 0 :
0

f1-score precision recall support
AFIB 0.753732 0.831207 0.689932 204.0
GSVT 0.896920 0.884798 0.909466 300.0
SB 0.955155 0.951336 0.959010 892.0
SR 0.929231 0.916670 0.942181 681.0
macro avg 0.883760 0.896003 0.875147 2077.0
micro avg 0.919908 0.919908 0.919908 2077.0
weighted avg 0.918460 0.918560 0.919908 2077.0
The result of Model Number:Dataset Number:Featuregroup Number:Rescale of 49 : 1 : 0 :
1

f1-score precision recall support
AFIB 0.777762 0.779155 0.776398 875.0
GSVT 0.744759 0.748671 0.740908 691.0
SB 0.787774 0.744439 0.836474 1553.0
SR 0.654250 0.736406 0.588643 907.0
macro avg 0.741136 0.752168 0.735606 4026.0
micro avg 0.751182 0.751182 0.751182 4026.0
weighted avg 0.748134 0.750901 0.751182 4026.0
The result of Model Number:Dataset Number:Featuregroup Number:Rescale of 49 : 1 : 1 :
0

f1-score precision recall support
AFIB 0.797082 0.795792 0.798446 875.0
GSVT 0.804385 0.807584 0.801252 691.0
SB 0.844745 0.841674 0.847844 1553.0
SR 0.830927 0.835131 0.826812 907.0
macro avg 0.819285 0.820045 0.818589 4026.0
micro avg 0.824373 0.824373 0.824373 4026.0
weighted avg 0.824346 0.824377 0.824373 4026.0

The result of Model Number:Dataset Number:Featuregroup Number:Rescale of 49 : 1 : 1 : 1

	f1-score	precision	recall	support
AFIB	0.774505	0.773259	0.776071	875.0
GSVT	0.792563	0.788432	0.796784	691.0
SB	0.828666	0.821645	0.835814	1553.0
SR	0.797032	0.814752	0.780336	907.0
macro avg	0.798192	0.799522	0.797251	4026.0
micro avg	0.803632	0.803632	0.803632	4026.0
weighted avg	0.803572	0.803876	0.803632	4026.0

The result of Model Number:Dataset Number:Featuregroup Number:Rescale of 49 : 1 : 2 : 0

	f1-score	precision	recall	support
AFIB	0.828290	0.897435	0.770688	204.0
GSVT	0.888437	0.877266	0.900259	300.0
SB	0.911118	0.898353	0.924356	892.0
SR	0.886264	0.890416	0.882583	681.0
macro avg	0.878527	0.890868	0.869471	2077.0
micro avg	0.892086	0.892086	0.892086	2077.0
weighted avg	0.891558	0.892615	0.892086	2077.0

The result of Model Number:Dataset Number:Featuregroup Number:Rescale of 49 : 1 : 2 : 1

	f1-score	precision	recall	support
AFIB	0.866270	0.874065	0.858885	875.0
GSVT	0.883916	0.865994	0.902805	691.0
SB	0.937399	0.926971	0.948178	1553.0
SR	0.900202	0.926961	0.875156	907.0
macro avg	0.896947	0.898498	0.896256	4026.0
micro avg	0.904533	0.904533	0.904533	4026.0
weighted avg	0.904381	0.905004	0.904533	4026.0

The result of Model Number:Dataset Number:Featuregroup Number:Rescale of 49 : 1 : 3 : 0

	f1-score	precision	recall	support
AFIB	0.867471	0.899632	0.837653	204.0
GSVT	0.893459	0.882287	0.905030	300.0
SB	0.916115	0.907756	0.924637	892.0
SR	0.892030	0.898952	0.885222	681.0
macro avg	0.892268	0.897157	0.888135	2077.0
micro avg	0.900338	0.900338	0.900338	2077.0
weighted avg	0.900168	0.900393	0.900338	2077.0

The result of Model Number:Dataset Number:Featuregroup Number:Rescale of 49 : 1 : 3 : 1

	f1-score	precision	recall	support
AFIB	0.805219	0.794863	0.815906	875.0

GSVT 0.821611 0.828413 0.814953 691.0
SB 0.878467 0.874557 0.882422 1553.0
SR 0.853468 0.866091 0.841228 907.0
macro avg 0.839691 0.840981 0.838627 4026.0
micro avg 0.847105 0.847105 0.847105 4026.0
weighted avg 0.847157 0.847409 0.847105 4026.0
The result of Model Number:Dataset Number:Featuregroup Number:Rescale of 49 : 1 : 4 :
0

f1-score precision recall support

AFIB 0.731351 0.725720 0.737126 875.0
GSVT 0.740846 0.744286 0.737600 691.0
SB 0.793920 0.789696 0.798206 1553.0
SR 0.770529 0.781362 0.760076 907.0
macro avg 0.759161 0.760266 0.758252 4026.0
micro avg 0.765939 0.765939 0.765939 4026.0
weighted avg 0.765942 0.766120 0.765939 4026.0
The result of Model Number:Dataset Number:Featuregroup Number:Rescale of 49 : 1 : 4 :
1

f1-score precision recall support

AFIB 0.809379 0.824227 0.795118 204.0
GSVT 0.820054 0.811778 0.828517 300.0
SB 0.840254 0.835880 0.844679 892.0
SR 0.828814 0.834008 0.823703 681.0
macro avg 0.824625 0.826473 0.823004 2077.0
micro avg 0.830599 0.830599 0.830599 2077.0
weighted avg 0.830553 0.830640 0.830599 2077.0
The result of Model Number:Dataset Number:Featuregroup Number:Rescale of 49 : 1 : 5 :
0

f1-score precision recall support

AFIB 0.749834 0.742804 0.757093 875.0
GSVT 0.710914 0.693827 0.763174 691.0
SB 0.822039 0.819020 0.825103 1553.0
SR 0.639367 0.643851 0.634954 907.0
macro avg 0.730539 0.724876 0.745081 4026.0
micro avg 0.756855 0.756855 0.756855 4026.0
weighted avg 0.746120 0.741505 0.756855 4026.0
The result of Model Number:Dataset Number:Featuregroup Number:Rescale of 49 : 1 : 5 :
1

f1-score precision recall support

AFIB 0.666191 0.680670 0.652497 204.0
GSVT 0.693690 0.689599 0.697850 300.0
SB 0.708594 0.707022 0.710181 892.0
SR 0.701490 0.701094 0.701904 681.0
macro avg 0.692491 0.694596 0.690608 2077.0

micro avg 0.700020 0.700020 0.700020 2077.0
weighted avg 0.699947 0.699974 0.700020 2077.0
The result of Model Number:Dataset Number:Featuregroup Number:Rescale of 49 : 1 : 6 :
0

	f1-score	precision	recall	support
AFIB	0.742229	0.743664	0.740857	875.0
GSVT	0.719095	0.715936	0.722325	691.0
SB	0.751369	0.705700	0.803378	1553.0
SR	0.604747	0.700725	0.532037	907.0
macro avg	0.704360	0.716506	0.699649	4026.0
micro avg	0.714749	0.714749	0.714749	4026.0
weighted avg	0.710811	0.714587	0.714749	4026.0

The result of Model Number:Dataset Number:Featuregroup Number:Rescale of 49 : 1 : 6 :
1

	f1-score	precision	recall	support
AFIB	0.706661	0.722020	0.692135	204.0
GSVT	0.735831	0.731491	0.740244	300.0
SB	0.751640	0.749973	0.753323	892.0
SR	0.744105	0.743685	0.744544	681.0
macro avg	0.734559	0.736792	0.732562	2077.0
micro avg	0.742546	0.742546	0.742546	2077.0
weighted avg	0.742468	0.742496	0.742546	2077.0

The result of Model Number:Dataset Number:Featuregroup Number:Rescale of 49 : 1 : 7 :
0

	f1-score	precision	recall	support
AFIB	0.682422	0.696736	0.668702	204.0
GSVT	0.698253	0.694121	0.702441	300.0
SB	0.715276	0.713600	0.716959	892.0
SR	0.709234	0.709030	0.709444	681.0
macro avg	0.701296	0.703372	0.699387	2077.0
micro avg	0.707658	0.707658	0.707658	2077.0
weighted avg	0.707609	0.707632	0.707658	2077.0

The result of Model Number:Dataset Number:Featuregroup Number:Rescale of 49 : 1 : 7 :
1

	f1-score	precision	recall	support
AFIB	0.896261	0.906220	0.886978	204.0
GSVT	0.924023	0.918763	0.929612	300.0
SB	0.942405	0.941142	0.943673	892.0
SR	0.934388	0.935640	0.933152	681.0
macro avg	0.924269	0.925441	0.923354	2077.0
micro avg	0.932624	0.932624	0.932624	2077.0
weighted avg	0.932589	0.932676	0.932624	2077.0

The result of Model Number:Dataset Number:Featuregroup Number:Rescale of 49 : 1 : 8 :
0

f1-score precision recall support
AFIB 0.664392 0.666817 0.662029 875.0
GSVT 0.675876 0.667075 0.684970 691.0
SB 0.712441 0.704594 0.720469 1553.0
SR 0.675190 0.693842 0.657552 907.0
macro avg 0.681975 0.683082 0.681255 4026.0
micro avg 0.687501 0.687501 0.687501 4026.0
weighted avg 0.687330 0.687522 0.687501 4026.0
The result of Model Number:Dataset Number:Featuregroup Number:Rescale of 49 : 1 : 8 :
1

f1-score precision recall support
AFIB 0.763566 0.753746 0.773700 875.0
GSVT 0.779109 0.785560 0.772796 691.0
SB 0.833025 0.829317 0.836775 1553.0
SR 0.809319 0.821289 0.797712 907.0
macro avg 0.796255 0.797478 0.795246 4026.0
micro avg 0.803285 0.803285 0.803285 4026.0
weighted avg 0.803334 0.803574 0.803285 4026.0
The result of Model Number:Dataset Number:Featuregroup Number:Rescale of 49 : 1 : 9 :
0

f1-score precision recall support
AFIB 0.642608 0.634002 0.651492 875.0
GSVT 0.656976 0.662104 0.651938 691.0
SB 0.697525 0.695343 0.699725 1553.0
SR 0.680657 0.689681 0.671879 907.0
macro avg 0.669442 0.670282 0.668759 4026.0
micro avg 0.674767 0.674767 0.674767 4026.0
weighted avg 0.674830 0.675031 0.674767 4026.0
The result of Model Number:Dataset Number:Featuregroup Number:Rescale of 49 : 1 : 9 :
1

f1-score precision recall support
AFIB 0.615949 0.629877 0.602641 875.0
GSVT 0.653046 0.655825 0.650328 691.0
SB 0.709072 0.705730 0.712450 1553.0
SR 0.671836 0.661531 0.682496 907.0
macro avg 0.662476 0.663241 0.661979 4026.0
micro avg 0.671174 0.671174 0.671174 4026.0
weighted avg 0.670828 0.670722 0.671174 4026.0
The result of Model Number:Dataset Number:Featuregroup Number:Rescale of 49 : 1 :
10 : 0

f1-score precision recall support
AFIB 0.695673 0.709272 0.682709 204.0
GSVT 0.714789 0.709639 0.720039 300.0
SB 0.727582 0.724750 0.730437 892.0

SR 0.719629 0.721665 0.717619 681.0
macro avg 0.714418 0.716332 0.712701 2077.0
micro avg 0.720044 0.720044 0.720044 2077.0
weighted avg 0.719992 0.720036 0.720044 2077.0
The result of Model Number:Dataset Number:Featuregroup Number:Rescale of 49 : 1 :
10 : 1

f1-score precision recall support
AFIB 0.584902 0.646081 0.534479 204.0
GSVT 0.688097 0.679012 0.697502 300.0
SB 0.729724 0.726888 0.732587 892.0
SR 0.712189 0.702039 0.722645 681.0
macro avg 0.678728 0.688505 0.671803 2077.0
micro avg 0.704802 0.704802 0.704802 2077.0
weighted avg 0.703738 0.703889 0.704802 2077.0

The result of Model Number:Dataset Number:Featuregroup Number:Rescale of 50 : 0 : 0 :
0

f1-score precision recall support
AFIB 0.711274 0.694697 0.728777 875.0
GSVT 0.682798 0.690304 0.675500 691.0
SB 0.718536 0.672137 0.771832 1553.0
SR 0.575076 0.690555 0.492993 907.0
macro avg 0.671921 0.686923 0.667276 4026.0
micro avg 0.683122 0.683122 0.683122 4026.0
weighted avg 0.678504 0.684308 0.683122 4026.0

The result of Model Number:Dataset Number:Featuregroup Number:Rescale of 50 : 0 : 0 :
1

f1-score precision recall support
AFIB 0.789198 0.807044 0.772147 875.0
GSVT 0.836729 0.840290 0.833247 691.0
SB 0.908514 0.904232 0.912842 1553.0
SR 0.860805 0.847601 0.874462 907.0
macro avg 0.848811 0.849792 0.848175 4026.0
micro avg 0.859956 0.859956 0.859956 4026.0
weighted avg 0.859513 0.859377 0.859956 4026.0

The result of Model Number:Dataset Number:Featuregroup Number:Rescale of 50 : 0 : 1 :
0

f1-score precision recall support
AFIB 0.859111 0.875875 0.843125 204.0
GSVT 0.880523 0.869161 0.892244 300.0
SB 0.895510 0.886656 0.904545 892.0
SR 0.876792 0.888974 0.864945 681.0
macro avg 0.877984 0.880167 0.876215 2077.0
micro avg 0.883752 0.883752 0.883752 2077.0
weighted avg 0.883633 0.883830 0.883752 2077.0

The result of Model Number:Dataset Number:Featuregroup Number:Rescale of 50 : 0 : 1 :
1

	f1-score	precision	recall	support
AFIB	0.868050	0.849501	0.887478	875.0
GSVT	0.898921	0.912667	0.885663	691.0
SB	0.958248	0.958375	0.958125	1553.0
SR	0.933561	0.943229	0.924093	907.0
macro avg	0.914695	0.915943	0.913840	4026.0
micro avg	0.922667	0.922667	0.922667	4026.0
weighted avg	0.922900	0.923455	0.922667	4026.0

The result of Model Number:Dataset Number:Featuregroup Number:Rescale of 50 : 0 : 2 :
0

	f1-score	precision	recall	support
AFIB	0.778081	0.770254	0.786089	875.0
GSVT	0.785044	0.792033	0.778234	691.0
SB	0.830542	0.827993	0.833108	1553.0
SR	0.814458	0.821588	0.807455	907.0
macro avg	0.802031	0.802967	0.801221	4026.0
micro avg	0.807691	0.807691	0.807691	4026.0
weighted avg	0.807708	0.807829	0.807691	4026.0

The result of Model Number:Dataset Number:Featuregroup Number:Rescale of 50 : 0 : 2 :
1

	f1-score	precision	recall	support
AFIB	0.858239	0.869702	0.847315	204.0
GSVT	0.873400	0.868080	0.878920	300.0
SB	0.894454	0.893661	0.895254	892.0
SR	0.887844	0.887979	0.887715	681.0
macro avg	0.878484	0.879855	0.877301	2077.0
micro avg	0.885715	0.885715	0.885715	2077.0
weighted avg	0.885689	0.885750	0.885715	2077.0

The result of Model Number:Dataset Number:Featuregroup Number:Rescale of 50 : 0 : 3 :
0

	f1-score	precision	recall	support
AFIB	0.854985	0.845010	0.867428	875.0
GSVT	0.879728	0.869064	0.891365	691.0
SB	0.892988	0.858518	0.943548	1553.0
SR	0.709079	0.746482	0.675287	907.0
macro avg	0.834195	0.829769	0.844407	4026.0
micro avg	0.857613	0.857613	0.857613	4026.0
weighted avg	0.841020	0.832152	0.857613	4026.0

The result of Model Number:Dataset Number:Featuregroup Number:Rescale of 50 : 0 : 3 :
1

	f1-score	precision	recall	support
AFIB	0.845298	0.836795	0.853999	875.0

GSVT 0.852862 0.860456 0.845465 691.0
SB 0.902291 0.899522 0.905079 1553.0
SR 0.884818 0.892563 0.877210 907.0
macro avg 0.871317 0.872334 0.870438 4026.0
micro avg 0.877467 0.877467 0.877467 4026.0
weighted avg 0.877484 0.877616 0.877467 4026.0
The result of Model Number:Dataset Number:Featuregroup Number:Rescale of 50 : 0 : 4 :
0

f1-score precision recall support

AFIB 0.796057 0.786154 0.806301 875.0
GSVT 0.820980 0.831260 0.811032 691.0
SB 0.875871 0.874922 0.876828 1553.0
SR 0.852247 0.856618 0.847926 907.0
macro avg 0.836289 0.837238 0.835522 4026.0
micro avg 0.843696 0.843696 0.843696 4026.0
weighted avg 0.843781 0.844012 0.843696 4026.0

The result of Model Number:Dataset Number:Featuregroup Number:Rescale of 50 : 0 : 4 :
1

f1-score precision recall support

AFIB 0.718779 0.724462 0.713210 875.0
GSVT 0.736866 0.735308 0.738458 691.0
SB 0.785521 0.778578 0.792599 1553.0
SR 0.764609 0.772108 0.757273 907.0
macro avg 0.751444 0.752614 0.750385 4026.0
micro avg 0.758094 0.758094 0.758094 4026.0
weighted avg 0.757954 0.757932 0.758094 4026.0

The result of Model Number:Dataset Number:Featuregroup Number:Rescale of 50 : 0 : 5 :
0

f1-score precision recall support

AFIB 0.670588 0.683696 0.658091 204.0
GSVT 0.689014 0.684050 0.694075 300.0
SB 0.701346 0.698617 0.704098 892.0
SR 0.693680 0.695643 0.691743 681.0
macro avg 0.688657 0.690502 0.687002 2077.0
micro avg 0.694081 0.694081 0.694081 2077.0
weighted avg 0.694030 0.694072 0.694081 2077.0

The result of Model Number:Dataset Number:Featuregroup Number:Rescale of 50 : 0 : 5 :
1

f1-score precision recall support

AFIB 0.922047 0.930453 0.913913 204.0
GSVT 0.946109 0.943012 0.949257 300.0
SB 0.963405 0.962763 0.964052 892.0
SR 0.954932 0.954658 0.955220 681.0
macro avg 0.946623 0.947721 0.945610 2077.0

micro avg 0.954095 0.954095 0.954095 2077.0
weighted avg 0.954067 0.954079 0.954095 2077.0
The result of Model Number:Dataset Number:Featuregroup Number:Rescale of 50 : 0 : 6 :
0

	f1-score	precision	recall	support
AFIB	0.858632	0.879185	0.840274	204.0
GSVT	0.883916	0.871462	0.897101	300.0
SB	0.906883	0.897669	0.916329	892.0
SR	0.885207	0.897989	0.872855	681.0
macro avg	0.883659	0.886576	0.881640	2077.0
micro avg	0.891828	0.891828	0.891828	2077.0
weighted avg	0.891719	0.892173	0.891828	2077.0

The result of Model Number:Dataset Number:Featuregroup Number:Rescale of 50 : 0 : 6 :
1

	f1-score	precision	recall	support
AFIB	0.834828	0.865779	0.806132	204.0
GSVT	0.859838	0.849087	0.870974	300.0
SB	0.881642	0.873597	0.889844	892.0
SR	0.858463	0.865125	0.851911	681.0
macro avg	0.858693	0.863397	0.854715	2077.0
micro avg	0.866459	0.866459	0.866459	2077.0
weighted avg	0.866295	0.866511	0.866459	2077.0

The result of Model Number:Dataset Number:Featuregroup Number:Rescale of 50 : 0 : 7 :
0

	f1-score	precision	recall	support
AFIB	0.821480	0.811791	0.831445	875.0
GSVT	0.835396	0.840682	0.830206	691.0
SB	0.890693	0.889496	0.891898	1553.0
SR	0.868812	0.877043	0.860763	907.0
macro avg	0.854095	0.854753	0.853578	4026.0
micro avg	0.861157	0.861157	0.861157	4026.0
weighted avg	0.861230	0.861424	0.861157	4026.0

The result of Model Number:Dataset Number:Featuregroup Number:Rescale of 50 : 0 : 7 :
1

	f1-score	precision	recall	support
AFIB	0.828088	0.819969	0.885392	204.0
GSVT	0.742508	0.734253	0.751137	300.0
SB	0.954169	0.947221	0.961227	892.0
SR	0.938167	0.944665	0.931834	681.0
macro avg	0.865733	0.861527	0.882397	2077.0
micro avg	0.913796	0.913796	0.913796	2077.0
weighted avg	0.905967	0.903123	0.913796	2077.0

The result of Model Number:Dataset Number:Featuregroup Number:Rescale of 50 : 0 : 8 :
0

f1-score precision recall support
AFIB 0.686306 0.681551 0.691265 875.0
GSVT 0.696894 0.699722 0.694201 691.0
SB 0.756131 0.748269 0.764164 1553.0
SR 0.717953 0.734659 0.702056 907.0
macro avg 0.714321 0.716050 0.712922 4026.0
micro avg 0.722320 0.722320 0.722320 4026.0
weighted avg 0.722187 0.722370 0.722320 4026.0
The result of Model Number:Dataset Number:Featuregroup Number:Rescale of 50 : 0 : 8 :
1

f1-score precision recall support
AFIB 0.706486 0.698153 0.715049 875.0
GSVT 0.720369 0.726634 0.714217 691.0
SB 0.767735 0.764797 0.770699 1553.0
SR 0.749621 0.758684 0.740780 907.0
macro avg 0.736052 0.737067 0.735186 4026.0
micro avg 0.742169 0.742169 0.742169 4026.0
weighted avg 0.742213 0.742385 0.742169 4026.0
The result of Model Number:Dataset Number:Featuregroup Number:Rescale of 50 : 0 : 9 :
0

f1-score precision recall support
AFIB 0.842146 0.829234 0.855607 875.0
GSVT 0.871185 0.879724 0.862981 691.0
SB 0.927173 0.925007 0.929379 1553.0
SR 0.904012 0.915474 0.892853 907.0
macro avg 0.886129 0.887360 0.885205 4026.0
micro avg 0.893720 0.893720 0.893720 4026.0
weighted avg 0.893866 0.894272 0.893720 4026.0
The result of Model Number:Dataset Number:Featuregroup Number:Rescale of 50 : 0 : 9 :
1

f1-score precision recall support
AFIB 0.677636 0.728576 0.634060 204.0
GSVT 0.646241 0.666753 0.627051 300.0
SB 0.673291 0.639974 0.710273 892.0
SR 0.596014 0.621632 0.572485 681.0
macro avg 0.648295 0.664234 0.635967 2077.0
micro avg 0.645589 0.645589 0.645589 2077.0
weighted avg 0.644473 0.646531 0.645589 2077.0
The result of Model Number:Dataset Number:Featuregroup Number:Rescale of 50 : 0 :
10 : 0

f1-score precision recall support
AFIB 0.841098 0.867004 0.816864 204.0
GSVT 0.862556 0.851997 0.873474 300.0
SB 0.885984 0.880720 0.891341 892.0

SR 0.871050 0.875346 0.866830 681.0
macro avg 0.865172 0.868767 0.862127 2077.0
micro avg 0.873409 0.873409 0.873409 2077.0
weighted avg 0.873295 0.873462 0.873409 2077.0
The result of Model Number:Dataset Number:Featuregroup Number:Rescale of 50 : 0 :
10 : 1

f1-score precision recall support
AFIB 0.885570 0.877652 0.893671 875.0
GSVT 0.899789 0.903349 0.896289 691.0
SB 0.959367 0.957587 0.961158 1553.0
SR 0.935057 0.943700 0.926604 907.0
macro avg 0.919946 0.920572 0.919430 4026.0
micro avg 0.927572 0.927572 0.927572 4026.0
weighted avg 0.927626 0.927776 0.927572 4026.0
The result of Model Number:Dataset Number:Featuregroup Number:Rescale of 50 : 1 : 0 :
0

f1-score precision recall support
AFIB 0.868792 0.867822 0.869791 875.0
GSVT 0.884684 0.873619 0.896058 691.0
SB 0.929356 0.921884 0.936956 1553.0
SR 0.887892 0.911188 0.865772 907.0
macro avg 0.892681 0.893628 0.892144 4026.0
micro avg 0.899302 0.899302 0.899302 4026.0
weighted avg 0.899185 0.899441 0.899302 4026.0
The result of Model Number:Dataset Number:Featuregroup Number:Rescale of 50 : 1 : 0 :
1

f1-score precision recall support
AFIB 0.870249 0.864220 0.876538 875.0
GSVT 0.883675 0.887261 0.880261 691.0
SB 0.958789 0.948819 0.968975 1553.0
SR 0.910379 0.931562 0.890221 907.0
macro avg 0.905773 0.907965 0.903999 4026.0
micro avg 0.915916 0.915916 0.915916 4026.0
weighted avg 0.915748 0.915979 0.915916 4026.0
The result of Model Number:Dataset Number:Featuregroup Number:Rescale of 50 : 1 : 1 :
0

f1-score precision recall support
AFIB 0.719346 0.713844 0.725029 875.0
GSVT 0.735898 0.739922 0.731960 691.0
SB 0.779256 0.778710 0.779808 1553.0
SR 0.758558 0.762237 0.754953 907.0
macro avg 0.748264 0.748678 0.747938 4026.0
micro avg 0.754091 0.754091 0.754091 4026.0
weighted avg 0.754131 0.754244 0.754091 4026.0

The result of Model Number:Dataset Number:Featuregroup Number:Rescale of 50 : 1 : 1 : 1

	f1-score	precision	recall	support
AFIB	0.771052	0.760372	0.782067	875.0
GSVT	0.788153	0.794532	0.781881	691.0
SB	0.836615	0.834211	0.839039	1553.0
SR	0.816263	0.826887	0.805917	907.0
macro avg	0.803021	0.804001	0.802226	4026.0
micro avg	0.809384	0.809384	0.809384	4026.0
weighted avg	0.809463	0.809703	0.809384	4026.0

The result of Model Number:Dataset Number:Featuregroup Number:Rescale of 50 : 1 : 2 : 0

	f1-score	precision	recall	support
AFIB	0.752133	0.753859	0.750497	875.0
GSVT	0.754755	0.752627	0.756920	691.0
SB	0.792104	0.785544	0.798784	1553.0
SR	0.768341	0.779871	0.757178	907.0
macro avg	0.766833	0.767975	0.765845	4026.0
micro avg	0.771731	0.771731	0.771731	4026.0
weighted avg	0.771653	0.771730	0.771731	4026.0

The result of Model Number:Dataset Number:Featuregroup Number:Rescale of 50 : 1 : 2 : 1

	f1-score	precision	recall	support
AFIB	0.744663	0.755953	0.733724	204.0
GSVT	0.756637	0.750258	0.763164	300.0
SB	0.773420	0.770925	0.775933	892.0
SR	0.765118	0.767960	0.762318	681.0
macro avg	0.759959	0.761274	0.758785	2077.0
micro avg	0.765479	0.765479	0.765479	2077.0
weighted avg	0.765449	0.765497	0.765479	2077.0

The result of Model Number:Dataset Number:Featuregroup Number:Rescale of 50 : 1 : 3 : 0

	f1-score	precision	recall	support
AFIB	0.809862	0.820680	0.799554	204.0
GSVT	0.824169	0.819148	0.829378	300.0
SB	0.844036	0.843287	0.844791	892.0
SR	0.837799	0.837926	0.837677	681.0
macro avg	0.828966	0.830260	0.827850	2077.0
micro avg	0.835789	0.835789	0.835789	2077.0
weighted avg	0.835765	0.835822	0.835789	2077.0

The result of Model Number:Dataset Number:Featuregroup Number:Rescale of 50 : 1 : 3 : 1

	f1-score	precision	recall	support
AFIB	0.826459	0.828056	0.824930	875.0

GSVT 0.800699 0.797182 0.804296 691.0
SB 0.836635 0.785785 0.894546 1553.0
SR 0.673374 0.780245 0.592413 907.0
macro avg 0.784292 0.797817 0.779046 4026.0
micro avg 0.795860 0.795860 0.795860 4026.0
weighted avg 0.791475 0.795680 0.795860 4026.0
The result of Model Number:Dataset Number:Featuregroup Number:Rescale of 50 : 1 : 4 :
0

f1-score precision recall support

AFIB 0.703369 0.705431 0.701373 875.0
GSVT 0.715007 0.705824 0.724525 691.0
SB 0.756716 0.754877 0.758568 1553.0
SR 0.737555 0.746308 0.729013 907.0
macro avg 0.728162 0.728110 0.728369 4026.0
micro avg 0.733636 0.733636 0.733636 4026.0
weighted avg 0.733646 0.733781 0.733636 4026.0
The result of Model Number:Dataset Number:Featuregroup Number:Rescale of 50 : 1 : 4 :
1

f1-score precision recall support

AFIB 0.908721 0.913357 0.904162 875.0
GSVT 0.921262 0.916469 0.926186 691.0
SB 0.965626 0.964764 0.966498 1553.0
SR 0.947846 0.948619 0.947113 907.0
macro avg 0.935864 0.935802 0.935990 4026.0
micro avg 0.941664 0.941664 0.941664 4026.0
weighted avg 0.941639 0.941665 0.941664 4026.0
The result of Model Number:Dataset Number:Featuregroup Number:Rescale of 50 : 1 : 5 :
0

f1-score precision recall support

AFIB 0.790952 0.856980 0.735947 204.0
GSVT 0.848387 0.837719 0.859676 300.0
SB 0.870045 0.857856 0.882687 892.0
SR 0.846312 0.850277 0.842797 681.0
macro avg 0.838924 0.850708 0.830277 2077.0
micro avg 0.851872 0.851872 0.851872 2077.0
weighted avg 0.851367 0.852377 0.851872 2077.0
The result of Model Number:Dataset Number:Featuregroup Number:Rescale of 50 : 1 : 5 :
1

f1-score precision recall support

AFIB 0.662658 0.654842 0.670690 875.0
GSVT 0.675680 0.681556 0.669909 691.0
SB 0.720108 0.717352 0.722888 1553.0
SR 0.703117 0.711618 0.694825 907.0
macro avg 0.690391 0.691342 0.689578 4026.0

micro avg 0.696128 0.696128 0.696128 4026.0
weighted avg 0.696169 0.696331 0.696128 4026.0
The result of Model Number:Dataset Number:Featuregroup Number:Rescale of 50 : 1 : 6 :
0

	f1-score	precision	recall	support
AFIB	0.740479	0.741964	0.739033	875.0
GSVT	0.742313	0.738306	0.746384	691.0
SB	0.775967	0.771821	0.780162	1553.0
SR	0.757403	0.766385	0.748650	907.0
macro avg	0.754040	0.754619	0.753557	4026.0
micro avg	0.758327	0.758327	0.758327	4026.0
weighted avg	0.758296	0.758355	0.758327	4026.0

The result of Model Number:Dataset Number:Featuregroup Number:Rescale of 50 : 1 : 6 :
1

	f1-score	precision	recall	support
AFIB	0.913605	0.926886	0.901114	204.0
GSVT	0.933754	0.921121	0.946813	300.0
SB	0.947808	0.937930	0.957903	892.0
SR	0.929022	0.944395	0.914157	681.0
macro avg	0.931047	0.932583	0.929997	2077.0
micro avg	0.936380	0.936380	0.936380	2077.0
weighted avg	0.936259	0.936537	0.936380	2077.0

The result of Model Number:Dataset Number:Featuregroup Number:Rescale of 50 : 1 : 7 :
0

	f1-score	precision	recall	support
AFIB	0.644219	0.630380	0.658714	875.0
GSVT	0.667157	0.676832	0.657798	691.0
SB	0.710214	0.710079	0.710352	1553.0
SR	0.692414	0.700462	0.684553	907.0
macro avg	0.678501	0.679438	0.677854	4026.0
micro avg	0.684297	0.684297	0.684297	4026.0
weighted avg	0.684471	0.684885	0.684297	4026.0

The result of Model Number:Dataset Number:Featuregroup Number:Rescale of 50 : 1 : 7 :
1

	f1-score	precision	recall	support
AFIB	0.882909	0.882678	0.883225	875.0
GSVT	0.901353	0.897945	0.904884	691.0
SB	0.959626	0.955293	0.964013	1553.0
SR	0.927285	0.937879	0.916963	907.0
macro avg	0.917793	0.918449	0.917271	4026.0
micro avg	0.925706	0.925706	0.925706	4026.0
weighted avg	0.925665	0.925745	0.925706	4026.0

The result of Model Number:Dataset Number:Featuregroup Number:Rescale of 50 : 1 : 8 :
0

f1-score precision recall support
AFIB 0.657975 0.659725 0.656274 875.0
GSVT 0.670628 0.665903 0.675459 691.0
SB 0.708933 0.701704 0.716325 1553.0
SR 0.676526 0.691262 0.662430 907.0
macro avg 0.678515 0.679649 0.677622 4026.0
micro avg 0.684118 0.684118 0.684118 4026.0
weighted avg 0.683982 0.684083 0.684118 4026.0
The result of Model Number:Dataset Number:Featuregroup Number:Rescale of 50 : 1 : 8 :
1

f1-score precision recall support
AFIB 0.760922 0.765897 0.756057 204.0
GSVT 0.779986 0.778190 0.781801 300.0
SB 0.793909 0.792763 0.795064 892.0
SR 0.787652 0.788475 0.786845 681.0
macro avg 0.780617 0.781331 0.779942 2077.0
micro avg 0.786622 0.786622 0.786622 2077.0
weighted avg 0.786607 0.786614 0.786622 2077.0
The result of Model Number:Dataset Number:Featuregroup Number:Rescale of 50 : 1 : 9 :
0

f1-score precision recall support
AFIB 0.772498 0.825244 0.726420 204.0
GSVT 0.816608 0.799967 0.834027 300.0
SB 0.836862 0.829526 0.844361 892.0
SR 0.816220 0.818938 0.813592 681.0
macro avg 0.810547 0.818419 0.804600 2077.0
micro avg 0.821196 0.821196 0.821196 2077.0
weighted avg 0.820847 0.821364 0.821196 2077.0
The result of Model Number:Dataset Number:Featuregroup Number:Rescale of 50 : 1 : 9 :
1

f1-score precision recall support
AFIB 0.913407 0.954653 0.875876 204.0
GSVT 0.945176 0.934561 0.956207 300.0
SB 0.909224 0.869584 0.972883 892.0
SR 0.757509 0.763968 0.751287 681.0
macro avg 0.881329 0.880691 0.889063 2077.0
micro avg 0.888290 0.888290 0.888290 2077.0
weighted avg 0.865084 0.852695 0.888290 2077.0
The result of Model Number:Dataset Number:Featuregroup Number:Rescale of 50 : 1 :
10 : 0

f1-score precision recall support
AFIB 0.678075 0.687132 0.669444 204.0
GSVT 0.690054 0.685850 0.694415 300.0
SB 0.706688 0.706061 0.707320 892.0

SR 0.701466 0.701572 0.701364 681.0
macro avg 0.694071 0.695154 0.693136 2077.0
micro avg 0.699783 0.699783 0.699783 2077.0
weighted avg 0.699763 0.699811 0.699783 2077.0
The result of Model Number:Dataset Number:Featuregroup Number:Rescale of 50 : 1 :
10 : 1

f1-score precision recall support
AFIB 0.691454 0.710143 0.673867 204.0
GSVT 0.697153 0.686890 0.707823 300.0
SB 0.710657 0.703097 0.718384 892.0
SR 0.697477 0.707060 0.688161 681.0
macro avg 0.699185 0.701798 0.697059 2077.0
micro avg 0.702577 0.702577 0.702577 2077.0
weighted avg 0.702499 0.702748 0.702577 2077.0

The result of Model Number:Dataset Number:Featuregroup Number:Rescale of 51 : 0 : 0 :
0

f1-score precision recall support
AFIB 0.873310 0.870482 0.876183 875.0
GSVT 0.883437 0.886182 0.880796 691.0
SB 0.932169 0.930140 0.934210 1553.0
SR 0.914979 0.919295 0.910737 907.0
macro avg 0.900974 0.901525 0.900481 4026.0
micro avg 0.907143 0.907143 0.907143 4026.0
weighted avg 0.907140 0.907186 0.907143 4026.0

The result of Model Number:Dataset Number:Featuregroup Number:Rescale of 51 : 0 : 0 :
1

f1-score precision recall support
AFIB 0.851333 0.856006 0.846766 875.0
GSVT 0.852524 0.841746 0.863715 691.0
SB 0.896576 0.892979 0.900211 1553.0
SR 0.877330 0.887980 0.866986 907.0
macro avg 0.869441 0.869678 0.869420 4026.0
micro avg 0.874847 0.874847 0.874847 4026.0
weighted avg 0.874846 0.875024 0.874847 4026.0

The result of Model Number:Dataset Number:Featuregroup Number:Rescale of 51 : 0 : 1 :
0

f1-score precision recall support
AFIB 0.817303 0.834479 0.800851 875.0
GSVT 0.870332 0.873322 0.867405 691.0
SB 0.948239 0.943770 0.952755 1553.0
SR 0.897614 0.885660 0.909971 907.0
macro avg 0.883372 0.884308 0.882745 4026.0
micro avg 0.895453 0.895453 0.895453 4026.0
weighted avg 0.895005 0.894834 0.895453 4026.0

The result of Model Number:Dataset Number:Featuregroup Number:Rescale of 51 : 0 : 1 : 1

	f1-score	precision	recall	support
AFIB	0.673277	0.685629	0.661415	204.0
GSVT	0.682157	0.675273	0.689197	300.0
SB	0.698960	0.695322	0.702641	892.0
SR	0.689445	0.693765	0.685193	681.0
macro avg	0.685960	0.687497	0.684612	2077.0
micro avg	0.690929	0.690929	0.690929	2077.0
weighted avg	0.690891	0.690964	0.690929	2077.0

The result of Model Number:Dataset Number:Featuregroup Number:Rescale of 51 : 0 : 2 : 0

	f1-score	precision	recall	support
AFIB	0.899701	0.936015	0.866171	204.0
GSVT	0.933182	0.918023	0.949011	300.0
SB	0.957324	0.949627	0.965158	892.0
SR	0.931568	0.938276	0.925004	681.0
macro avg	0.930444	0.935485	0.926336	2077.0
micro avg	0.939938	0.939938	0.939938	2077.0
weighted avg	0.939732	0.940004	0.939938	2077.0

The result of Model Number:Dataset Number:Featuregroup Number:Rescale of 51 : 0 : 2 : 1

	f1-score	precision	recall	support
AFIB	0.741531	0.797275	0.693846	204.0
GSVT	0.707176	0.729623	0.686177	300.0
SB	0.736777	0.700319	0.777246	892.0
SR	0.652213	0.680247	0.626465	681.0
macro avg	0.709424	0.726866	0.695933	2077.0
micro avg	0.706463	0.706463	0.706463	2077.0
weighted avg	0.705242	0.707493	0.706463	2077.0

The result of Model Number:Dataset Number:Featuregroup Number:Rescale of 51 : 0 : 3 : 0

	f1-score	precision	recall	support
AFIB	0.654224	0.660111	0.648647	875.0
GSVT	0.667551	0.654015	0.681816	691.0
SB	0.707942	0.700066	0.716082	1553.0
SR	0.679850	0.700059	0.660935	907.0
macro avg	0.677392	0.678563	0.676870	4026.0
micro avg	0.683121	0.683121	0.683121	4026.0
weighted avg	0.683006	0.683477	0.683121	4026.0

The result of Model Number:Dataset Number:Featuregroup Number:Rescale of 51 : 0 : 3 : 1

	f1-score	precision	recall	support
AFIB	0.738342	0.742001	0.734797	875.0

GSVT 0.745693 0.746767 0.744735 691.0
SB 0.784942 0.781301 0.788627 1553.0
SR 0.770493 0.772422 0.768615 907.0
macro avg 0.759867 0.760623 0.759194 4026.0
micro avg 0.764886 0.764886 0.764886 4026.0
weighted avg 0.764822 0.764832 0.764886 4026.0
The result of Model Number:Dataset Number:Featuregroup Number:Rescale of 51 : 0 : 4 :
0

f1-score precision recall support
AFIB 0.887658 0.898038 0.877681 204.0
GSVT 0.800672 0.770103 0.913555 300.0
SB 0.742860 0.741109 0.744626 892.0
SR 0.922381 0.924154 0.920622 681.0
macro avg 0.838393 0.833351 0.864121 2077.0
micro avg 0.839799 0.839799 0.839799 2077.0
weighted avg 0.824293 0.820726 0.839799 2077.0
The result of Model Number:Dataset Number:Featuregroup Number:Rescale of 51 : 0 : 4 :
1

f1-score precision recall support
AFIB 0.760251 0.758777 0.761829 875.0
GSVT 0.774527 0.760975 0.788644 691.0
SB 0.829737 0.817965 0.841862 1553.0
SR 0.785980 0.821018 0.753844 907.0
macro avg 0.787624 0.789684 0.786545 4026.0
micro avg 0.795505 0.795505 0.795505 4026.0
weighted avg 0.795301 0.796007 0.795505 4026.0
The result of Model Number:Dataset Number:Featuregroup Number:Rescale of 51 : 0 : 5 :
0

f1-score precision recall support
AFIB 0.628649 0.640713 0.617066 875.0
GSVT 0.670120 0.671142 0.669142 691.0
SB 0.729674 0.726468 0.732915 1553.0
SR 0.689520 0.682024 0.697253 907.0
macro avg 0.679491 0.680087 0.679094 4026.0
micro avg 0.688757 0.688757 0.688757 4026.0
weighted avg 0.688450 0.688322 0.688757 4026.0
The result of Model Number:Dataset Number:Featuregroup Number:Rescale of 51 : 0 : 5 :
1

f1-score precision recall support
AFIB 0.852352 0.860218 0.844675 875.0
GSVT 0.872255 0.869900 0.874653 691.0
SB 0.928964 0.920232 0.937872 1553.0
SR 0.903297 0.912361 0.894430 907.0
macro avg 0.889217 0.890678 0.887908 4026.0

micro avg 0.896979 0.896979 0.896979 4026.0
weighted avg 0.896798 0.896777 0.896979 4026.0
The result of Model Number:Dataset Number:Featuregroup Number:Rescale of 51 : 0 : 6 :
0

	f1-score	precision	recall	support
AFIB	0.683773	0.687261	0.680342	875.0
GSVT	0.693209	0.689602	0.696914	691.0
SB	0.726591	0.725942	0.727247	1553.0
SR	0.713212	0.713794	0.712661	907.0
macro avg	0.704196	0.704150	0.704291	4026.0
micro avg	0.708560	0.708560	0.708560	4026.0
weighted avg	0.708541	0.708561	0.708560	4026.0

The result of Model Number:Dataset Number:Featuregroup Number:Rescale of 51 : 0 : 6 :
1

	f1-score	precision	recall	support
AFIB	0.795495	0.780624	0.811028	875.0
GSVT	0.823360	0.836358	0.810862	691.0
SB	0.875608	0.874043	0.877186	1553.0
SR	0.853352	0.862392	0.844504	907.0
macro avg	0.836954	0.838355	0.835895	4026.0
micro avg	0.844061	0.844061	0.844061	4026.0
weighted avg	0.844215	0.844647	0.844061	4026.0

The result of Model Number:Dataset Number:Featuregroup Number:Rescale of 51 : 0 : 7 :
0

	f1-score	precision	recall	support
AFIB	0.837239	0.826257	0.848555	875.0
GSVT	0.850057	0.859505	0.840828	691.0
SB	0.901595	0.899467	0.903738	1553.0
SR	0.879021	0.886933	0.871263	907.0
macro avg	0.866978	0.868040	0.866096	4026.0
micro avg	0.873631	0.873631	0.873631	4026.0
weighted avg	0.873677	0.873873	0.873631	4026.0

The result of Model Number:Dataset Number:Featuregroup Number:Rescale of 51 : 0 : 7 :
1

	f1-score	precision	recall	support
AFIB	0.899679	0.900896	0.898637	875.0
GSVT	0.913692	0.913222	0.914196	691.0
SB	0.954257	0.950842	0.957699	1553.0
SR	0.931405	0.936626	0.926302	907.0
macro avg	0.924758	0.925396	0.924208	4026.0
micro avg	0.930323	0.930323	0.930323	4026.0
weighted avg	0.930284	0.930327	0.930323	4026.0

The result of Model Number:Dataset Number:Featuregroup Number:Rescale of 51 : 0 : 8 :
0

f1-score precision recall support
AFIB 0.853836 0.868031 0.840294 204.0
GSVT 0.870209 0.864026 0.876545 300.0
SB 0.890393 0.885389 0.895474 892.0
SR 0.879049 0.884427 0.873764 681.0
macro avg 0.873372 0.875468 0.871519 2077.0
micro avg 0.880202 0.880202 0.880202 2077.0
weighted avg 0.880168 0.880283 0.880202 2077.0
The result of Model Number:Dataset Number:Featuregroup Number:Rescale of 51 : 0 : 8 :
1

f1-score precision recall support
AFIB 0.687837 0.691445 0.684308 875.0
GSVT 0.702220 0.700958 0.703536 691.0
SB 0.762490 0.756643 0.768431 1553.0
SR 0.735589 0.742952 0.728375 907.0
macro avg 0.722034 0.723000 0.721162 4026.0
micro avg 0.729986 0.729986 0.729986 4026.0
weighted avg 0.729860 0.729831 0.729986 4026.0
The result of Model Number:Dataset Number:Featuregroup Number:Rescale of 51 : 0 : 9 :
0

f1-score precision recall support
AFIB 0.801338 0.780287 0.851504 875.0
GSVT 0.770880 0.729647 0.878787 691.0
SB 0.730448 0.725832 0.735146 1553.0
SR 0.709515 0.721740 0.697895 907.0
macro avg 0.753045 0.739377 0.790833 4026.0
micro avg 0.776696 0.776696 0.776696 4026.0
weighted avg 0.748079 0.737400 0.776696 4026.0
The result of Model Number:Dataset Number:Featuregroup Number:Rescale of 51 : 0 : 9 :
1

f1-score precision recall support
AFIB 0.790098 0.797208 0.783363 875.0
GSVT 0.806193 0.789846 0.823421 691.0
SB 0.854973 0.845461 0.864803 1553.0
SR 0.821046 0.845452 0.798203 907.0
macro avg 0.818078 0.819492 0.817447 4026.0
micro avg 0.824997 0.824997 0.824997 4026.0
weighted avg 0.824858 0.825427 0.824997 4026.0
The result of Model Number:Dataset Number:Featuregroup Number:Rescale of 51 : 0 :
10 : 0

f1-score precision recall support
AFIB 0.706836 0.688267 0.751086 875.0
GSVT 0.679970 0.643600 0.775151 691.0
SB 0.644306 0.640235 0.648450 1553.0

SR 0.625842 0.636625 0.615592 907.0
macro avg 0.664238 0.652182 0.697570 4026.0
micro avg 0.685100 0.685100 0.685100 4026.0
weighted avg 0.659858 0.650438 0.685100 4026.0
The result of Model Number:Dataset Number:Featuregroup Number:Rescale of 51 : 0 :

10 : 1

f1-score precision recall support

AFIB 0.722472 0.726157 0.718847 875.0
GSVT 0.732442 0.728631 0.736356 691.0
SB 0.767714 0.767028 0.768406 1553.0
SR 0.753577 0.754192 0.752995 907.0
macro avg 0.744051 0.744002 0.744151 4026.0
micro avg 0.748662 0.748662 0.748662 4026.0
weighted avg 0.748642 0.748663 0.748662 4026.0

The result of Model Number:Dataset Number:Featuregroup Number:Rescale of 51 : 1 : 0 :
0

f1-score precision recall support

AFIB 0.702392 0.732495 0.674932 204.0
GSVT 0.725995 0.715026 0.737352 300.0
SB 0.740395 0.733072 0.747866 892.0
SR 0.720335 0.726498 0.714303 681.0
macro avg 0.722279 0.726773 0.718613 2077.0
micro avg 0.728180 0.728180 0.728180 2077.0
weighted avg 0.728005 0.728253 0.728180 2077.0

The result of Model Number:Dataset Number:Featuregroup Number:Rescale of 51 : 1 : 0 :
1

f1-score precision recall support

AFIB 0.785854 0.773529 0.798664 875.0
GSVT 0.757222 0.778931 0.736779 691.0
SB 0.795715 0.755380 0.840647 1553.0
SR 0.646514 0.719438 0.587113 907.0
macro avg 0.746326 0.756819 0.740801 4026.0
micro avg 0.756578 0.756578 0.756578 4026.0
weighted avg 0.753352 0.755269 0.756578 4026.0

The result of Model Number:Dataset Number:Featuregroup Number:Rescale of 51 : 1 : 1 :
0

f1-score precision recall support

AFIB 0.871619 0.890855 0.853261 204.0
GSVT 0.890668 0.875898 0.906051 300.0
SB 0.907782 0.900682 0.915005 892.0
SR 0.885752 0.896412 0.875343 681.0
macro avg 0.888955 0.890962 0.887415 2077.0
micro avg 0.894643 0.894643 0.894643 2077.0
weighted avg 0.894535 0.894737 0.894643 2077.0

The result of Model Number:Dataset Number:Featuregroup Number:Rescale of 51 : 1 : 1 : 1

	f1-score	precision	recall	support
AFIB	0.842803	0.851042	0.834919	875.0
GSVT	0.836366	0.830020	0.843084	691.0
SB	0.884970	0.875865	0.894345	1553.0
SR	0.856880	0.870660	0.843770	907.0
macro avg	0.855255	0.856897	0.854030	4026.0
micro avg	0.861238	0.861238	0.861238	4026.0
weighted avg	0.861135	0.861429	0.861238	4026.0

The result of Model Number:Dataset Number:Featuregroup Number:Rescale of 51 : 1 : 2 : 0

	f1-score	precision	recall	support
AFIB	0.740615	0.782747	0.703279	204.0
GSVT	0.782663	0.774044	0.791515	300.0
SB	0.794306	0.786402	0.802397	892.0
SR	0.785078	0.787762	0.782536	681.0
macro avg	0.775665	0.782739	0.769932	2077.0
micro avg	0.784578	0.784578	0.784578	2077.0
weighted avg	0.784325	0.784704	0.784578	2077.0

The result of Model Number:Dataset Number:Featuregroup Number:Rescale of 51 : 1 : 2 : 1

	f1-score	precision	recall	support
AFIB	0.886318	0.884079	0.888706	875.0
GSVT	0.903609	0.898641	0.908681	691.0
SB	0.946150	0.940446	0.951937	1553.0
SR	0.918254	0.934827	0.902275	907.0
macro avg	0.913583	0.914498	0.912900	4026.0
micro avg	0.919582	0.919582	0.919582	4026.0
weighted avg	0.919560	0.919754	0.919582	4026.0

The result of Model Number:Dataset Number:Featuregroup Number:Rescale of 51 : 1 : 3 : 0

	f1-score	precision	recall	support
AFIB	0.809897	0.817372	0.802603	875.0
GSVT	0.828809	0.826571	0.831087	691.0
SB	0.882693	0.874396	0.891158	1553.0
SR	0.858305	0.866917	0.849879	907.0
macro avg	0.844926	0.846314	0.843682	4026.0
micro avg	0.852302	0.852302	0.852302	4026.0
weighted avg	0.852129	0.852109	0.852302	4026.0

The result of Model Number:Dataset Number:Featuregroup Number:Rescale of 51 : 1 : 3 : 1

	f1-score	precision	recall	support
AFIB	0.701454	0.714916	0.688530	875.0

GSVT 0.747728 0.748868 0.746637 691.0
SB 0.814180 0.810601 0.817795 1553.0
SR 0.769374 0.761011 0.778003 907.0
macro avg 0.758184 0.758849 0.757741 4026.0
micro avg 0.768523 0.768523 0.768523 4026.0
weighted avg 0.768181 0.768038 0.768523 4026.0
The result of Model Number:Dataset Number:Featuregroup Number:Rescale of 51 : 1 : 4 :
0

f1-score precision recall support
AFIB 0.785494 0.795676 0.775777 204.0
GSVT 0.815887 0.815360 0.816440 300.0
SB 0.833079 0.831320 0.834851 892.0
SR 0.824700 0.824232 0.825187 681.0
macro avg 0.814790 0.816647 0.813064 2077.0
micro avg 0.823221 0.823221 0.823221 2077.0
weighted avg 0.823175 0.823190 0.823221 2077.0
The result of Model Number:Dataset Number:Featuregroup Number:Rescale of 51 : 1 : 4 :
1

f1-score precision recall support
AFIB 0.702308 0.715917 0.689522 204.0
GSVT 0.729542 0.723442 0.735880 300.0
SB 0.743154 0.741663 0.744654 892.0
SR 0.736068 0.736831 0.735311 681.0
macro avg 0.727768 0.729463 0.726342 2077.0
micro avg 0.734908 0.734908 0.734908 2077.0
weighted avg 0.734853 0.734918 0.734908 2077.0
The result of Model Number:Dataset Number:Featuregroup Number:Rescale of 51 : 1 : 5 :
0

f1-score precision recall support
AFIB 0.676605 0.742936 0.621809 204.0
GSVT 0.793837 0.783137 0.804961 300.0
SB 0.842807 0.839995 0.845641 892.0
SR 0.820903 0.809897 0.832234 681.0
macro avg 0.783538 0.793992 0.776161 2077.0
micro avg 0.813385 0.813385 0.813385 2077.0
weighted avg 0.812228 0.812381 0.813385 2077.0
The result of Model Number:Dataset Number:Featuregroup Number:Rescale of 51 : 1 : 5 :
1

f1-score precision recall support
AFIB 0.893448 0.894245 0.892744 875.0
GSVT 0.909814 0.912201 0.907592 691.0
SB 0.965780 0.959349 0.972306 1553.0
SR 0.946962 0.955608 0.938506 907.0
macro avg 0.929001 0.930351 0.927787 4026.0

micro avg 0.936293 0.936293 0.936293 4026.0
weighted avg 0.936214 0.936265 0.936293 4026.0
The result of Model Number:Dataset Number:Featuregroup Number:Rescale of 51 : 1 : 6 :
0

	f1-score	precision	recall	support
AFIB	0.823955	0.832737	0.815490	204.0
GSVT	0.839108	0.834505	0.843855	300.0
SB	0.858477	0.857046	0.859918	892.0
SR	0.851321	0.852707	0.849949	681.0
macro avg	0.843215	0.844249	0.842303	2077.0
micro avg	0.849966	0.849966	0.849966	2077.0
weighted avg	0.849942	0.849980	0.849966	2077.0

The result of Model Number:Dataset Number:Featuregroup Number:Rescale of 51 : 1 : 6 :
1

	f1-score	precision	recall	support
AFIB	0.708537	0.717722	0.699773	204.0
GSVT	0.735953	0.735477	0.736451	300.0
SB	0.751460	0.749873	0.753059	892.0
SR	0.743902	0.743480	0.744341	681.0
macro avg	0.734963	0.736638	0.733406	2077.0
micro avg	0.742568	0.742568	0.742568	2077.0
weighted avg	0.742526	0.742540	0.742568	2077.0

The result of Model Number:Dataset Number:Featuregroup Number:Rescale of 51 : 1 : 7 :
0

	f1-score	precision	recall	support
AFIB	0.840891	0.870083	0.813707	204.0
GSVT	0.857014	0.847632	0.866711	300.0
SB	0.879829	0.873511	0.886240	892.0
SR	0.864116	0.868365	0.859923	681.0
macro avg	0.860462	0.864898	0.856646	2077.0
micro avg	0.867667	0.867667	0.867667	2077.0
weighted avg	0.867557	0.867749	0.867667	2077.0

The result of Model Number:Dataset Number:Featuregroup Number:Rescale of 51 : 1 : 7 :
1

	f1-score	precision	recall	support
AFIB	0.831508	0.828950	0.834134	875.0
GSVT	0.810311	0.814285	0.806505	691.0
SB	0.851864	0.816514	0.890423	1553.0
SR	0.733100	0.799853	0.676688	907.0
macro avg	0.806696	0.814901	0.801937	4026.0
micro avg	0.815635	0.815635	0.815635	4026.0
weighted avg	0.813552	0.815081	0.815635	4026.0

The result of Model Number:Dataset Number:Featuregroup Number:Rescale of 51 : 1 : 8 :
0

f1-score precision recall support
AFIB 0.743649 0.736677 0.750849 875.0
GSVT 0.705051 0.688104 0.756880 691.0
SB 0.815260 0.812265 0.818298 1553.0
SR 0.634094 0.638541 0.629717 907.0
macro avg 0.724513 0.718897 0.738936 4026.0
micro avg 0.750613 0.750613 0.750613 4026.0
weighted avg 0.739966 0.735389 0.750613 4026.0
The result of Model Number:Dataset Number:Featuregroup Number:Rescale of 51 : 1 : 8 :
1

f1-score precision recall support
AFIB 0.743065 0.759594 0.727400 204.0
GSVT 0.774724 0.769910 0.779629 300.0
SB 0.791541 0.789874 0.793225 892.0
SR 0.783111 0.782557 0.783690 681.0
macro avg 0.773110 0.775484 0.770986 2077.0
micro avg 0.781670 0.781670 0.781670 2077.0
weighted avg 0.781587 0.781617 0.781670 2077.0
The result of Model Number:Dataset Number:Featuregroup Number:Rescale of 51 : 1 : 9 :
0

f1-score precision recall support
AFIB 0.694594 0.707359 0.682367 204.0
GSVT 0.706262 0.701636 0.710967 300.0
SB 0.718343 0.714835 0.721886 892.0
SR 0.710918 0.713874 0.707997 681.0
macro avg 0.707529 0.709426 0.705804 2077.0
micro avg 0.711873 0.711873 0.711873 2077.0
weighted avg 0.711831 0.711879 0.711873 2077.0
The result of Model Number:Dataset Number:Featuregroup Number:Rescale of 51 : 1 : 9 :
1

f1-score precision recall support
AFIB 0.901414 0.917958 0.885891 204.0
GSVT 0.935633 0.928110 0.943450 300.0
SB 0.952990 0.951288 0.954699 892.0
SR 0.943554 0.944394 0.942720 681.0
macro avg 0.933398 0.935438 0.931690 2077.0
micro avg 0.942389 0.942389 0.942389 2077.0
weighted avg 0.942323 0.942406 0.942389 2077.0
The result of Model Number:Dataset Number:Featuregroup Number:Rescale of 51 : 1 :
10 : 0

f1-score precision recall support
AFIB 0.642446 0.626006 0.659833 875.0
GSVT 0.607310 0.641731 0.576535 691.0
SB 0.643961 0.592599 0.705088 1553.0

SR 0.514416 0.624826 0.437260 907.0
macro avg 0.602033 0.621291 0.594679 4026.0
micro avg 0.612850 0.612850 0.612850 4026.0
weighted avg 0.608157 0.615553 0.612850 4026.0
The result of Model Number:Dataset Number:Featuregroup Number:Rescale of 51 : 1 :
10 : 1

f1-score precision recall support
AFIB 0.896213 0.903097 0.889636 204.0
GSVT 0.927773 0.926884 0.928694 300.0
SB 0.946754 0.944549 0.948979 892.0
SR 0.938041 0.939306 0.936801 681.0
macro avg 0.927195 0.928459 0.926028 2077.0
micro avg 0.936228 0.936228 0.936228 2077.0
weighted avg 0.936192 0.936207 0.936228 2077.0

The result of Model Number:Dataset Number:Featuregroup Number:Rescale of 52 : 0 : 0 :
0

f1-score precision recall support
AFIB 0.771169 0.800535 0.744050 204.0
GSVT 0.795739 0.787718 0.803959 300.0
SB 0.811666 0.807625 0.815759 892.0
SR 0.801862 0.802366 0.801384 681.0
macro avg 0.795109 0.799561 0.791288 2077.0
micro avg 0.802298 0.802298 0.802298 2077.0
weighted avg 0.802173 0.802329 0.802298 2077.0

The result of Model Number:Dataset Number:Featuregroup Number:Rescale of 52 : 0 : 0 :
1

f1-score precision recall support
AFIB 0.756818 0.752053 0.852504 204.0
GSVT 0.922574 0.917829 0.927524 300.0
SB 0.948843 0.944328 0.953411 892.0
SR 0.744260 0.746712 0.742273 681.0
macro avg 0.843124 0.840230 0.868928 2077.0
micro avg 0.870534 0.870534 0.870534 2077.0
weighted avg 0.859110 0.856822 0.870534 2077.0

The result of Model Number:Dataset Number:Featuregroup Number:Rescale of 52 : 0 : 1 :
0

f1-score precision recall support
AFIB 0.649307 0.634552 0.664810 875.0
GSVT 0.671559 0.682450 0.661066 691.0
SB 0.716480 0.716485 0.716481 1553.0
SR 0.698143 0.706096 0.690368 907.0
macro avg 0.683872 0.684896 0.683181 4026.0
micro avg 0.689857 0.689857 0.689857 4026.0
weighted avg 0.690040 0.690496 0.689857 4026.0

The result of Model Number:Dataset Number:Featuregroup Number:Rescale of 52 : 0 : 1 :
1

	f1-score	precision	recall	support
AFIB	0.803475	0.822709	0.786297	204.0
GSVT	0.827136	0.815481	0.839474	300.0
SB	0.848627	0.840005	0.857466	892.0
SR	0.828344	0.840304	0.816785	681.0
macro avg	0.826895	0.829625	0.825005	2077.0
micro avg	0.834539	0.834539	0.834539	2077.0
weighted avg	0.834438	0.834862	0.834539	2077.0

The result of Model Number:Dataset Number:Featuregroup Number:Rescale of 52 : 0 : 2 :
0

	f1-score	precision	recall	support
AFIB	0.785372	0.802867	0.768848	204.0
GSVT	0.795061	0.783417	0.807388	300.0
SB	0.813027	0.804948	0.821307	892.0
SR	0.798030	0.809492	0.786912	681.0
macro avg	0.797873	0.800181	0.796114	2077.0
micro avg	0.802867	0.802867	0.802867	2077.0
weighted avg	0.802799	0.803123	0.802867	2077.0

The result of Model Number:Dataset Number:Featuregroup Number:Rescale of 52 : 0 : 2 :
1

	f1-score	precision	recall	support
AFIB	0.865300	0.868457	0.862222	875.0
GSVT	0.880255	0.868793	0.892099	691.0
SB	0.927878	0.917658	0.938334	1553.0
SR	0.879362	0.903654	0.856390	907.0
macro avg	0.888199	0.889641	0.887261	4026.0
micro avg	0.895396	0.895396	0.895396	4026.0
weighted avg	0.895174	0.895423	0.895396	4026.0

The result of Model Number:Dataset Number:Featuregroup Number:Rescale of 52 : 0 : 3 :
0

	f1-score	precision	recall	support
AFIB	0.890207	0.923212	0.859608	204.0
GSVT	0.916877	0.905412	0.928752	300.0
SB	0.940127	0.931548	0.948873	892.0
SR	0.915410	0.922514	0.908424	681.0
macro avg	0.915655	0.920672	0.911414	2077.0
micro avg	0.923937	0.923937	0.923937	2077.0
weighted avg	0.923762	0.923993	0.923937	2077.0

The result of Model Number:Dataset Number:Featuregroup Number:Rescale of 52 : 0 : 3 :
1

	f1-score	precision	recall	support
AFIB	0.819184	0.831219	0.807568	204.0

GSVT 0.839940 0.832799 0.847221 300.0
SB 0.854456 0.851038 0.857904 892.0
SR 0.846006 0.850158 0.841903 681.0
macro avg 0.839897 0.841304 0.838649 2077.0
micro avg 0.846171 0.846171 0.846171 2077.0
weighted avg 0.846124 0.846168 0.846171 2077.0
The result of Model Number:Dataset Number:Featuregroup Number:Rescale of 52 : 0 : 4 :
0

f1-score precision recall support
AFIB 0.868520 0.891258 0.847310 204.0
GSVT 0.817218 0.840969 0.795216 300.0
SB 0.862339 0.831978 0.895016 892.0
SR 0.781605 0.807060 0.757865 681.0
macro avg 0.832421 0.842816 0.823852 2077.0
micro avg 0.830947 0.830947 0.830947 2077.0
weighted avg 0.829958 0.830929 0.830947 2077.0
The result of Model Number:Dataset Number:Featuregroup Number:Rescale of 52 : 0 : 4 :
1

f1-score precision recall support
AFIB 0.780631 0.786933 0.774496 204.0
GSVT 0.798543 0.794627 0.802525 300.0
SB 0.814128 0.813225 0.815040 892.0
SR 0.808049 0.809123 0.806983 681.0
macro avg 0.800338 0.800977 0.799761 2077.0
micro avg 0.806608 0.806608 0.806608 2077.0
weighted avg 0.806594 0.806612 0.806608 2077.0
The result of Model Number:Dataset Number:Featuregroup Number:Rescale of 52 : 0 : 5 :
0

f1-score precision recall support
AFIB 0.768164 0.771971 0.764476 875.0
GSVT 0.775812 0.776930 0.774815 691.0
SB 0.816647 0.812858 0.820480 1553.0
SR 0.801614 0.803621 0.799660 907.0
macro avg 0.790559 0.791345 0.789858 4026.0
micro avg 0.795780 0.795780 0.795780 4026.0
weighted avg 0.795714 0.795724 0.795780 4026.0
The result of Model Number:Dataset Number:Featuregroup Number:Rescale of 52 : 0 : 5 :
1

f1-score precision recall support
AFIB 0.758256 0.781694 0.736843 204.0
GSVT 0.707822 0.723210 0.693598 300.0
SB 0.746573 0.713439 0.782972 892.0
SR 0.672207 0.706749 0.640979 681.0
macro avg 0.721215 0.731273 0.713598 2077.0

micro avg 0.718976 0.718976 0.718976 2077.0
weighted avg 0.717741 0.719361 0.718976 2077.0
The result of Model Number:Dataset Number:Featuregroup Number:Rescale of 52 : 0 : 6 :
0

	f1-score	precision	recall	support
AFIB	0.725991	0.730131	0.722017	204.0
GSVT	0.740928	0.735584	0.746358	300.0
SB	0.755893	0.753132	0.758687	892.0
SR	0.747853	0.752764	0.743026	681.0
macro avg	0.742666	0.742903	0.742522	2077.0
micro avg	0.748170	0.748170	0.748170	2077.0
weighted avg	0.748158	0.748217	0.748170	2077.0

The result of Model Number:Dataset Number:Featuregroup Number:Rescale of 52 : 0 : 6 :
1

	f1-score	precision	recall	support
AFIB	0.803926	0.791600	0.816776	875.0
GSVT	0.831647	0.839798	0.823816	691.0
SB	0.885094	0.883026	0.887199	1553.0
SR	0.862984	0.873926	0.852331	907.0
macro avg	0.845913	0.847088	0.845031	4026.0
micro avg	0.853160	0.853160	0.853160	4026.0
weighted avg	0.853299	0.853686	0.853160	4026.0

The result of Model Number:Dataset Number:Featuregroup Number:Rescale of 52 : 0 : 7 :
0

	f1-score	precision	recall	support
AFIB	0.646699	0.655607	0.638314	875.0
GSVT	0.660817	0.658080	0.663755	691.0
SB	0.703873	0.694644	0.713380	1553.0
SR	0.681774	0.691956	0.672191	907.0
macro avg	0.673291	0.675072	0.671910	4026.0
micro avg	0.679269	0.679269	0.679269	4026.0
weighted avg	0.679078	0.679279	0.679269	4026.0

The result of Model Number:Dataset Number:Featuregroup Number:Rescale of 52 : 0 : 7 :
1

	f1-score	precision	recall	support
AFIB	0.732363	0.768955	0.699464	204.0
GSVT	0.754442	0.740460	0.769224	300.0
SB	0.771707	0.763928	0.779662	892.0
SR	0.750305	0.757007	0.743789	681.0
macro avg	0.752204	0.757588	0.748035	2077.0
micro avg	0.758516	0.758516	0.758516	2077.0
weighted avg	0.758332	0.758763	0.758516	2077.0

The result of Model Number:Dataset Number:Featuregroup Number:Rescale of 52 : 0 : 8 :
0

f1-score precision recall support
AFIB 0.736821 0.731185 0.742642 875.0
GSVT 0.753774 0.757896 0.749741 691.0
SB 0.798186 0.797627 0.798751 1553.0
SR 0.776985 0.780754 0.773292 907.0
macro avg 0.766441 0.766865 0.766107 4026.0
micro avg 0.772409 0.772409 0.772409 4026.0
weighted avg 0.772450 0.772566 0.772409 4026.0
The result of Model Number:Dataset Number:Featuregroup Number:Rescale of 52 : 0 : 8 :
1

f1-score precision recall support
AFIB 0.885461 0.954475 0.826166 204.0
GSVT 0.912464 0.927910 0.897562 300.0
SB 0.967040 0.958140 0.976136 892.0
SR 0.928550 0.915085 0.942461 681.0
macro avg 0.923379 0.938902 0.910581 2077.0
micro avg 0.939016 0.939016 0.939016 2077.0
weighted avg 0.938525 0.939297 0.939016 2077.0
The result of Model Number:Dataset Number:Featuregroup Number:Rescale of 52 : 0 : 9 :
0

f1-score precision recall support
AFIB 0.831442 0.837757 0.825293 204.0
GSVT 0.848464 0.840177 0.856935 300.0
SB 0.868255 0.866036 0.870494 892.0
SR 0.859046 0.863898 0.854257 681.0
macro avg 0.851802 0.851967 0.851745 2077.0
micro avg 0.858772 0.858772 0.858772 2077.0
weighted avg 0.858761 0.858822 0.858772 2077.0
The result of Model Number:Dataset Number:Featuregroup Number:Rescale of 52 : 0 : 9 :
1

f1-score precision recall support
AFIB 0.740448 0.746580 0.834013 204.0
GSVT 0.802966 0.768598 0.905933 300.0
SB 0.733138 0.730590 0.735705 892.0
SR 0.725848 0.725985 0.725716 681.0
macro avg 0.750600 0.742938 0.800342 2077.0
micro avg 0.766673 0.766673 0.766673 2077.0
weighted avg 0.741551 0.736140 0.766673 2077.0
The result of Model Number:Dataset Number:Featuregroup Number:Rescale of 52 : 0 :
10 : 0

f1-score precision recall support
AFIB 0.874793 0.874740 0.874900 875.0
GSVT 0.876686 0.871946 0.881493 691.0
SB 0.918569 0.912457 0.924775 1553.0

SR 0.894178 0.908848 0.880006 907.0
macro avg 0.891056 0.891998 0.890294 4026.0
micro avg 0.896421 0.896421 0.896421 4026.0
weighted avg 0.896371 0.896494 0.896421 4026.0
The result of Model Number:Dataset Number:Featuregroup Number:Rescale of 52 : 0 :
10 : 1

f1-score precision recall support
AFIB 0.829863 0.834596 0.825321 204.0
GSVT 0.846938 0.840829 0.853145 300.0
SB 0.864043 0.860887 0.867238 892.0
SR 0.854854 0.860467 0.849335 681.0
macro avg 0.848925 0.849195 0.848760 2077.0
micro avg 0.855215 0.855215 0.855215 2077.0
weighted avg 0.855202 0.855270 0.855215 2077.0

The result of Model Number:Dataset Number:Featuregroup Number:Rescale of 52 : 1 : 0 :
0

f1-score precision recall support
AFIB 0.828764 0.832148 0.825433 875.0
GSVT 0.771739 0.805799 0.740569 691.0
SB 0.828802 0.750787 0.924922 1553.0
SR 0.625194 0.778113 0.522719 907.0
macro avg 0.763625 0.791712 0.753411 4026.0
micro avg 0.781047 0.781047 0.781047 4026.0
weighted avg 0.773130 0.784068 0.781047 4026.0

The result of Model Number:Dataset Number:Featuregroup Number:Rescale of 52 : 1 : 0 :
1

f1-score precision recall support
AFIB 0.649237 0.669306 0.630903 204.0
GSVT 0.606055 0.619230 0.593876 300.0
SB 0.639235 0.610864 0.670400 892.0
SR 0.575561 0.605136 0.548823 681.0
macro avg 0.617522 0.626134 0.611000 2077.0
micro avg 0.615605 0.615605 0.615605 2077.0
weighted avg 0.614547 0.615935 0.615605 2077.0

The result of Model Number:Dataset Number:Featuregroup Number:Rescale of 52 : 1 : 1 :
0

f1-score precision recall support
AFIB 0.799804 0.810487 0.789624 204.0
GSVT 0.813933 0.808974 0.819077 300.0
SB 0.833553 0.832814 0.834299 892.0
SR 0.827393 0.827519 0.827273 681.0
macro avg 0.818671 0.819949 0.817568 2077.0
micro avg 0.825409 0.825409 0.825409 2077.0
weighted avg 0.825385 0.825442 0.825409 2077.0

The result of Model Number:Dataset Number:Featuregroup Number:Rescale of 52 : 1 : 1 : 1

	f1-score	precision	recall	support
AFIB	0.633878	0.627771	0.640202	875.0
GSVT	0.650485	0.652346	0.648703	691.0
SB	0.691578	0.689987	0.693180	1553.0
SR	0.672124	0.680032	0.664411	907.0
macro avg	0.662016	0.662534	0.661624	4026.0
micro avg	0.667551	0.667551	0.667551	4026.0
weighted avg	0.667602	0.667762	0.667551	4026.0

The result of Model Number:Dataset Number:Featuregroup Number:Rescale of 52 : 1 : 2 : 0

	f1-score	precision	recall	support
AFIB	0.711363	0.712995	0.709815	875.0
GSVT	0.713843	0.711830	0.715890	691.0
SB	0.749167	0.742963	0.755485	1553.0
SR	0.726692	0.737598	0.716134	907.0
macro avg	0.725266	0.726346	0.724331	4026.0
micro avg	0.729898	0.729898	0.729898	4026.0
weighted avg	0.729824	0.729898	0.729898	4026.0

The result of Model Number:Dataset Number:Featuregroup Number:Rescale of 52 : 1 : 2 : 1

	f1-score	precision	recall	support
AFIB	0.779534	0.808533	0.752892	204.0
GSVT	0.723378	0.756946	0.692728	300.0
SB	0.757767	0.712062	0.809756	892.0
SR	0.665466	0.711702	0.624949	681.0
macro avg	0.731536	0.747311	0.720081	2077.0
micro avg	0.726673	0.726673	0.726673	2077.0
weighted avg	0.724675	0.727903	0.726673	2077.0

The result of Model Number:Dataset Number:Featuregroup Number:Rescale of 52 : 1 : 3 : 0

	f1-score	precision	recall	support
AFIB	0.691694	0.699380	0.684530	204.0
GSVT	0.713120	0.709060	0.717433	300.0
SB	0.727306	0.726332	0.728284	892.0
SR	0.721119	0.722085	0.720165	681.0
macro avg	0.713310	0.714214	0.712603	2077.0
micro avg	0.719758	0.719758	0.719758	2077.0
weighted avg	0.719731	0.719798	0.719758	2077.0

The result of Model Number:Dataset Number:Featuregroup Number:Rescale of 52 : 1 : 3 : 1

	f1-score	precision	recall	support
AFIB	0.878676	0.885622	0.871867	875.0

GSVT 0.900786 0.898882 0.902733 691.0
SB 0.960265 0.951777 0.968917 1553.0
SR 0.934701 0.943869 0.925733 907.0
macro avg 0.918607 0.920038 0.917313 4026.0
micro avg 0.926736 0.926736 0.926736 4026.0
weighted avg 0.926565 0.926539 0.926736 4026.0
The result of Model Number:Dataset Number:Featuregroup Number:Rescale of 52 : 1 : 4 :
0

f1-score precision recall support
AFIB 0.839727 0.833262 0.846358 875.0
GSVT 0.850630 0.854579 0.846902 691.0
SB 0.911568 0.906719 0.916489 1553.0
SR 0.884711 0.897149 0.872710 907.0
macro avg 0.871659 0.872927 0.870615 4026.0
micro avg 0.879441 0.879441 0.879441 4026.0
weighted avg 0.879445 0.879649 0.879441 4026.0
The result of Model Number:Dataset Number:Featuregroup Number:Rescale of 52 : 1 : 4 :
1

f1-score precision recall support
AFIB 0.773604 0.789898 0.758092 204.0
GSVT 0.797657 0.790369 0.805098 300.0
SB 0.810684 0.808877 0.812502 892.0
SR 0.801050 0.801887 0.800223 681.0
macro avg 0.795749 0.797758 0.793978 2077.0
micro avg 0.802062 0.802062 0.802062 2077.0
weighted avg 0.802001 0.802048 0.802062 2077.0
The result of Model Number:Dataset Number:Featuregroup Number:Rescale of 52 : 1 : 5 :
0

f1-score precision recall support
AFIB 0.746414 0.828367 0.679396 204.0
GSVT 0.871539 0.860643 0.882885 300.0
SB 0.927275 0.922543 0.932056 892.0
SR 0.905552 0.892892 0.918581 681.0
macro avg 0.862695 0.876111 0.853230 2077.0
micro avg 0.895720 0.895720 0.895720 2077.0
weighted avg 0.894338 0.894631 0.895720 2077.0
The result of Model Number:Dataset Number:Featuregroup Number:Rescale of 52 : 1 : 5 :
1

f1-score precision recall support
AFIB 0.858973 0.848842 0.869384 875.0
GSVT 0.875852 0.883470 0.868373 691.0
SB 0.933442 0.929870 0.937046 1553.0
SR 0.911418 0.922437 0.900669 907.0
macro avg 0.894922 0.896155 0.893868 4026.0

micro avg 0.902359 0.902359 0.902359 4026.0
weighted avg 0.902411 0.902621 0.902359 4026.0
The result of Model Number:Dataset Number:Featuregroup Number:Rescale of 52 : 1 : 6 :
0

	f1-score	precision	recall	support
AFIB	0.675802	0.681938	0.670123	204.0
GSVT	0.698138	0.693919	0.702592	300.0
SB	0.712744	0.711788	0.713702	892.0
SR	0.706149	0.707613	0.704696	681.0
macro avg	0.698208	0.698814	0.697778	2077.0
micro avg	0.704864	0.704864	0.704864	2077.0
weighted avg	0.704843	0.704906	0.704864	2077.0

The result of Model Number:Dataset Number:Featuregroup Number:Rescale of 52 : 1 : 6 :
1

	f1-score	precision	recall	support
AFIB	0.772687	0.791487	0.754949	204.0
GSVT	0.782400	0.771629	0.793580	300.0
SB	0.798198	0.790227	0.806337	892.0
SR	0.784262	0.794554	0.774255	681.0
macro avg	0.784386	0.786974	0.782280	2077.0
micro avg	0.788928	0.788928	0.788928	2077.0
weighted avg	0.788841	0.789083	0.788928	2077.0

The result of Model Number:Dataset Number:Featuregroup Number:Rescale of 52 : 1 : 7 :
0

	f1-score	precision	recall	support
AFIB	0.793755	0.799691	0.787938	204.0
GSVT	0.814037	0.809741	0.818380	300.0
SB	0.827775	0.826668	0.828887	892.0
SR	0.820484	0.822057	0.818919	681.0
macro avg	0.814013	0.814539	0.813531	2077.0
micro avg	0.820079	0.820079	0.820079	2077.0
weighted avg	0.820059	0.820062	0.820079	2077.0

The result of Model Number:Dataset Number:Featuregroup Number:Rescale of 52 : 1 : 7 :
1

	f1-score	precision	recall	support
AFIB	0.838788	0.882122	0.799761	204.0
GSVT	0.879541	0.870944	0.888329	300.0
SB	0.895049	0.887849	0.902372	892.0
SR	0.883994	0.885070	0.882956	681.0
macro avg	0.874343	0.881496	0.868355	2077.0
micro avg	0.883899	0.883899	0.883899	2077.0
weighted avg	0.883658	0.883933	0.883899	2077.0

The result of Model Number:Dataset Number:Featuregroup Number:Rescale of 52 : 1 : 8 :
0

f1-score precision recall support
AFIB 0.659892 0.657984 0.661871 875.0
GSVT 0.672122 0.671576 0.672717 691.0
SB 0.713891 0.710935 0.716879 1553.0
SR 0.692460 0.700067 0.685053 907.0
macro avg 0.684591 0.685140 0.684130 4026.0
micro avg 0.690174 0.690174 0.690174 4026.0
weighted avg 0.690158 0.690223 0.690174 4026.0
The result of Model Number:Dataset Number:Featuregroup Number:Rescale of 52 : 1 : 8 :
1

f1-score precision recall support
AFIB 0.778604 0.771642 0.785726 875.0
GSVT 0.791105 0.794235 0.788028 691.0
SB 0.843487 0.841921 0.845061 1553.0
SR 0.822113 0.829712 0.814681 907.0
macro avg 0.808827 0.809378 0.808374 4026.0
micro avg 0.815532 0.815532 0.815532 4026.0
weighted avg 0.815579 0.815712 0.815532 4026.0
The result of Model Number:Dataset Number:Featuregroup Number:Rescale of 52 : 1 : 9 :
0

f1-score precision recall support
AFIB 0.763229 0.761022 0.765518 875.0
GSVT 0.777374 0.776742 0.778062 691.0
SB 0.825684 0.822264 0.829139 1553.0
SR 0.800896 0.809695 0.792330 907.0
macro avg 0.791796 0.792431 0.791262 4026.0
micro avg 0.798253 0.798253 0.798253 4026.0
weighted avg 0.798234 0.798309 0.798253 4026.0
The result of Model Number:Dataset Number:Featuregroup Number:Rescale of 52 : 1 : 9 :
1

f1-score precision recall support
AFIB 0.652397 0.676585 0.629972 204.0
GSVT 0.671942 0.663541 0.680645 300.0
SB 0.688981 0.682695 0.695391 892.0
SR 0.670868 0.676074 0.665747 681.0
macro avg 0.671047 0.674724 0.667939 2077.0
micro avg 0.677116 0.677116 0.677116 2077.0
weighted avg 0.676988 0.677157 0.677116 2077.0
The result of Model Number:Dataset Number:Featuregroup Number:Rescale of 52 : 1 :
10 : 0

f1-score precision recall support
AFIB 0.751801 0.779674 0.725959 204.0
GSVT 0.774324 0.764642 0.784352 300.0
SB 0.793959 0.786714 0.801345 892.0

SR 0.773085 0.779085 0.767185 681.0
macro avg 0.773292 0.777529 0.769710 2077.0
micro avg 0.780286 0.780286 0.780286 2077.0
weighted avg 0.780138 0.780333 0.780286 2077.0
The result of Model Number:Dataset Number:Featuregroup Number:Rescale of 52 : 1 :
10 : 1

f1-score precision recall support
AFIB 0.824071 0.825663 0.822547 875.0
GSVT 0.798385 0.794878 0.801971 691.0
SB 0.834218 0.783514 0.891961 1553.0
SR 0.671429 0.777990 0.590701 907.0
macro avg 0.782026 0.795511 0.776795 4026.0
micro avg 0.793560 0.793560 0.793560 4026.0
weighted avg 0.789188 0.793381 0.793560 4026.0

The result of Model Number:Dataset Number:Featuregroup Number:Rescale of 53 : 0 : 0 :
0

f1-score precision recall support
AFIB 0.859858 0.864245 0.855544 875.0
GSVT 0.871725 0.867189 0.876383 691.0
SB 0.913704 0.912887 0.914528 1553.0
SR 0.896879 0.897610 0.896186 907.0
macro avg 0.885541 0.885483 0.885660 4026.0
micro avg 0.891030 0.891030 0.891030 4026.0
weighted avg 0.891006 0.891030 0.891030 4026.0

The result of Model Number:Dataset Number:Featuregroup Number:Rescale of 53 : 0 : 0 :
1

f1-score precision recall support
AFIB 0.763453 0.782785 0.745124 204.0
GSVT 0.780033 0.771551 0.788833 300.0
SB 0.802004 0.798001 0.806049 892.0
SR 0.789573 0.793115 0.786094 681.0
macro avg 0.783766 0.786363 0.781525 2077.0
micro avg 0.791036 0.791036 0.791036 2077.0
weighted avg 0.790968 0.791084 0.791036 2077.0

The result of Model Number:Dataset Number:Featuregroup Number:Rescale of 53 : 0 : 1 :
0

f1-score precision recall support
AFIB 0.559168 0.617654 0.510963 204.0
GSVT 0.657822 0.649137 0.666813 300.0
SB 0.697618 0.694907 0.700354 892.0
SR 0.680854 0.671151 0.690850 681.0
macro avg 0.648866 0.658212 0.642245 2077.0
micro avg 0.673792 0.673792 0.673792 2077.0
weighted avg 0.672775 0.672919 0.673792 2077.0

The result of Model Number:Dataset Number:Featuregroup Number:Rescale of 53 : 0 : 1 :
1

	f1-score	precision	recall	support
AFIB	0.790838	0.800086	0.781949	204.0
GSVT	0.713340	0.686106	0.813911	300.0
SB	0.661834	0.660274	0.663407	892.0
SR	0.821774	0.823354	0.820207	681.0
macro avg	0.746946	0.742455	0.769868	2077.0
micro avg	0.748200	0.748200	0.748200	2077.0
weighted avg	0.734385	0.731207	0.748200	2077.0

The result of Model Number:Dataset Number:Featuregroup Number:Rescale of 53 : 0 : 2 :
0

	f1-score	precision	recall	support
AFIB	0.822398	0.824585	0.820272	875.0
GSVT	0.838212	0.832307	0.844251	691.0
SB	0.886089	0.877055	0.895329	1553.0
SR	0.845585	0.864003	0.827965	907.0
macro avg	0.848071	0.849487	0.846954	4026.0
micro avg	0.855074	0.855074	0.855074	4026.0
weighted avg	0.854904	0.855030	0.855074	4026.0

The result of Model Number:Dataset Number:Featuregroup Number:Rescale of 53 : 0 : 2 :
1

	f1-score	precision	recall	support
AFIB	0.904123	0.910884	0.897497	204.0
GSVT	0.927225	0.922332	0.932172	300.0
SB	0.942873	0.941612	0.944141	892.0
SR	0.934569	0.936361	0.932786	681.0
macro avg	0.927198	0.927797	0.926649	2077.0
micro avg	0.934108	0.934108	0.934108	2077.0
weighted avg	0.934084	0.934088	0.934108	2077.0

The result of Model Number:Dataset Number:Featuregroup Number:Rescale of 53 : 0 : 3 :
0

	f1-score	precision	recall	support
AFIB	0.777807	0.767033	0.788918	875.0
GSVT	0.795058	0.801492	0.788730	691.0
SB	0.843944	0.841519	0.846389	1553.0
SR	0.823414	0.834131	0.812977	907.0
macro avg	0.810056	0.811044	0.809253	4026.0
micro avg	0.816475	0.816475	0.816475	4026.0
weighted avg	0.816554	0.816796	0.816475	4026.0

The result of Model Number:Dataset Number:Featuregroup Number:Rescale of 53 : 0 : 3 :
1

	f1-score	precision	recall	support
AFIB	0.690958	0.692195	0.689746	875.0

GSVT 0.661638 0.665114 0.658217 691.0
SB 0.699853 0.661354 0.743117 1553.0
SR 0.581231 0.654218 0.522946 907.0
macro avg 0.658420 0.668220 0.653507 4026.0
micro avg 0.667344 0.667344 0.667344 4026.0
weighted avg 0.664637 0.667095 0.667344 4026.0
The result of Model Number:Dataset Number:Featuregroup Number:Rescale of 53 : 0 : 4 :
0

f1-score precision recall support
AFIB 0.776369 0.796363 0.757386 204.0
GSVT 0.712454 0.680740 0.804004 300.0
SB 0.817391 0.815479 0.819314 892.0
SR 0.648452 0.648573 0.648338 681.0
macro avg 0.738666 0.735289 0.757260 2077.0
micro avg 0.754961 0.754961 0.754961 2077.0
weighted avg 0.742814 0.739415 0.754961 2077.0
The result of Model Number:Dataset Number:Featuregroup Number:Rescale of 53 : 0 : 4 :
1

f1-score precision recall support
AFIB 0.718620 0.734628 0.703501 204.0
GSVT 0.727486 0.716831 0.738765 300.0
SB 0.743925 0.736532 0.751501 892.0
SR 0.730202 0.740690 0.720030 681.0
macro avg 0.730058 0.732170 0.728449 2077.0
micro avg 0.734628 0.734628 0.734628 2077.0
weighted avg 0.734566 0.734863 0.734628 2077.0
The result of Model Number:Dataset Number:Featuregroup Number:Rescale of 53 : 0 : 5 :
0

f1-score precision recall support
AFIB 0.681064 0.687273 0.675055 204.0
GSVT 0.698837 0.696549 0.701162 300.0
SB 0.711613 0.711138 0.712090 892.0
SR 0.705354 0.705151 0.705567 681.0
macro avg 0.699217 0.700028 0.698469 2077.0
micro avg 0.704736 0.704736 0.704736 2077.0
weighted avg 0.704715 0.704724 0.704736 2077.0
The result of Model Number:Dataset Number:Featuregroup Number:Rescale of 53 : 0 : 5 :
1

f1-score precision recall support
AFIB 0.622418 0.617727 0.706436 204.0
GSVT 0.754560 0.750092 0.759088 300.0
SB 0.617124 0.615837 0.618421 892.0
SR 0.763239 0.762017 0.764473 681.0
macro avg 0.689335 0.686418 0.712105 2077.0

micro avg 0.695271 0.695271 0.695271 2077.0
weighted avg 0.685403 0.683343 0.695271 2077.0
The result of Model Number:Dataset Number:Featuregroup Number:Rescale of 53 : 0 : 6 :
0

	f1-score	precision	recall	support
AFIB	0.892573	0.941127	0.849011	204.0
GSVT	0.937037	0.922865	0.951688	300.0
SB	0.959304	0.953064	0.965641	892.0
SR	0.947469	0.948323	0.946639	681.0
macro avg	0.934096	0.941344	0.928245	2077.0
micro avg	0.945940	0.945940	0.945940	2077.0
weighted avg	0.945653	0.945975	0.945940	2077.0

The result of Model Number:Dataset Number:Featuregroup Number:Rescale of 53 : 0 : 6 :
1

	f1-score	precision	recall	support
AFIB	0.900650	0.919036	0.883384	204.0
GSVT	0.933354	0.925245	0.941777	300.0
SB	0.951299	0.949601	0.953006	892.0
SR	0.942445	0.943007	0.941889	681.0
macro avg	0.931937	0.934222	0.930014	2077.0
micro avg	0.940901	0.940901	0.940901	2077.0
weighted avg	0.940830	0.940919	0.940901	2077.0

The result of Model Number:Dataset Number:Featuregroup Number:Rescale of 53 : 0 : 7 :
0

	f1-score	precision	recall	support
AFIB	0.847277	0.851722	0.842929	875.0
GSVT	0.864993	0.863440	0.866615	691.0
SB	0.939235	0.932032	0.946552	1553.0
SR	0.906098	0.915167	0.897212	907.0
macro avg	0.889401	0.890590	0.888327	4026.0
micro avg	0.899195	0.899195	0.899195	4026.0
weighted avg	0.899041	0.899005	0.899195	4026.0

The result of Model Number:Dataset Number:Featuregroup Number:Rescale of 53 : 0 : 7 :
1

	f1-score	precision	recall	support
AFIB	0.841267	0.834574	0.848147	875.0
GSVT	0.807910	0.792549	0.823946	691.0
SB	0.847931	0.782714	0.925018	1553.0
SR	0.649280	0.830199	0.533224	907.0
macro avg	0.786597	0.810009	0.782584	4026.0
micro avg	0.802698	0.802698	0.802698	4026.0
weighted avg	0.794861	0.806371	0.802698	4026.0

The result of Model Number:Dataset Number:Featuregroup Number:Rescale of 53 : 0 : 8 :
0

f1-score precision recall support
AFIB 0.793766 0.799864 0.787942 204.0
GSVT 0.821719 0.820931 0.822535 300.0
SB 0.838530 0.836577 0.840501 892.0
SR 0.830813 0.831933 0.829715 681.0
macro avg 0.821207 0.822326 0.820173 2077.0
micro avg 0.829207 0.829207 0.829207 2077.0
weighted avg 0.829175 0.829189 0.829207 2077.0
The result of Model Number:Dataset Number:Featuregroup Number:Rescale of 53 : 0 : 8 :
1

f1-score precision recall support
AFIB 0.775882 0.840652 0.721925 204.0
GSVT 0.832223 0.821758 0.843297 300.0
SB 0.853468 0.841512 0.865869 892.0
SR 0.830187 0.834076 0.826739 681.0
macro avg 0.822940 0.834500 0.814457 2077.0
micro avg 0.835641 0.835641 0.835641 2077.0
weighted avg 0.835146 0.836136 0.835641 2077.0
The result of Model Number:Dataset Number:Featuregroup Number:Rescale of 53 : 0 : 9 :
0

f1-score precision recall support
AFIB 0.688192 0.725913 0.654656 204.0
GSVT 0.655305 0.678281 0.633916 300.0
SB 0.674046 0.648049 0.702227 892.0
SR 0.599919 0.616195 0.584515 681.0
macro avg 0.654366 0.667109 0.643829 2077.0
micro avg 0.649093 0.649093 0.649093 2077.0
weighted avg 0.648424 0.649619 0.649093 2077.0
The result of Model Number:Dataset Number:Featuregroup Number:Rescale of 53 : 0 : 9 :
1

f1-score precision recall support
AFIB 0.854011 0.863996 0.844418 204.0
GSVT 0.877504 0.873469 0.881600 300.0
SB 0.889928 0.887161 0.892719 892.0
SR 0.882264 0.884765 0.879815 681.0
macro avg 0.875927 0.877348 0.874638 2077.0
micro avg 0.882138 0.882138 0.882138 2077.0
weighted avg 0.882093 0.882122 0.882138 2077.0
The result of Model Number:Dataset Number:Featuregroup Number:Rescale of 53 : 0 :
10 : 0

f1-score precision recall support
AFIB 0.654796 0.657186 0.652467 875.0
GSVT 0.666114 0.657440 0.675076 691.0
SB 0.702151 0.694418 0.710063 1553.0

SR 0.665438 0.683820 0.648054 907.0
macro avg 0.672125 0.673216 0.671415 4026.0
micro avg 0.677571 0.677571 0.677571 4026.0
weighted avg 0.677403 0.677592 0.677571 4026.0
The result of Model Number:Dataset Number:Featuregroup Number:Rescale of 53 : 0 :

10 : 1

f1-score precision recall support

AFIB 0.722593 0.729154 0.716521 204.0
GSVT 0.746476 0.741964 0.751238 300.0
SB 0.762093 0.761071 0.763118 892.0
SR 0.755041 0.756607 0.753487 681.0
macro avg 0.746551 0.747199 0.746091 2077.0
micro avg 0.753667 0.753667 0.753667 2077.0
weighted avg 0.753645 0.753713 0.753667 2077.0

The result of Model Number:Dataset Number:Featuregroup Number:Rescale of 53 : 1 : 0 :

0

f1-score precision recall support

AFIB 0.904569 0.921164 0.888632 204.0
GSVT 0.916500 0.907251 0.925958 300.0
SB 0.939075 0.934187 0.944021 892.0
SR 0.926291 0.932095 0.920579 681.0
macro avg 0.921609 0.923674 0.919797 2077.0
micro avg 0.928286 0.928286 0.928286 2077.0
weighted avg 0.928234 0.928331 0.928286 2077.0

The result of Model Number:Dataset Number:Featuregroup Number:Rescale of 53 : 1 : 0 :

1

f1-score precision recall support

AFIB 0.798330 0.806052 0.790898 204.0
GSVT 0.826579 0.824949 0.828228 300.0
SB 0.843856 0.842361 0.845367 892.0
SR 0.836076 0.836481 0.835708 681.0
macro avg 0.826210 0.827461 0.825050 2077.0
micro avg 0.834375 0.834375 0.834375 2077.0
weighted avg 0.834338 0.834352 0.834375 2077.0

The result of Model Number:Dataset Number:Featuregroup Number:Rescale of 53 : 1 : 1 :

0

f1-score precision recall support

AFIB 0.696349 0.766604 0.638297 204.0
GSVT 0.821199 0.809864 0.832987 300.0
SB 0.871954 0.869045 0.874886 892.0
SR 0.849624 0.837870 0.861724 681.0
macro avg 0.809781 0.820845 0.801974 2077.0
micro avg 0.841281 0.841281 0.841281 2077.0
weighted avg 0.840054 0.840213 0.841281 2077.0

The result of Model Number:Dataset Number:Featuregroup Number:Rescale of 53 : 1 : 1 :
1

	f1-score	precision	recall	support
AFIB	0.879500	0.918098	0.844237	204.0
GSVT	0.818757	0.824652	0.813282	300.0
SB	0.849116	0.806476	0.896520	892.0
SR	0.753299	0.803035	0.709523	681.0
macro avg	0.825168	0.838065	0.815891	2077.0
micro avg	0.818050	0.818050	0.818050	2077.0
weighted avg	0.816299	0.818936	0.818050	2077.0

The result of Model Number:Dataset Number:Featuregroup Number:Rescale of 53 : 1 : 2 :
0

	f1-score	precision	recall	support
AFIB	0.901802	0.914568	0.890127	204.0
GSVT	0.920525	0.903576	0.938290	300.0
SB	0.940144	0.929750	0.950790	892.0
SR	0.920386	0.939132	0.902429	681.0
macro avg	0.920714	0.921756	0.920409	2077.0
micro avg	0.927170	0.927170	0.927170	2077.0
weighted avg	0.927066	0.927554	0.927170	2077.0

The result of Model Number:Dataset Number:Featuregroup Number:Rescale of 53 : 1 : 2 :
1

	f1-score	precision	recall	support
AFIB	0.676804	0.725724	0.634529	204.0
GSVT	0.641074	0.644542	0.637906	300.0
SB	0.669614	0.629462	0.715254	892.0
SR	0.587972	0.634554	0.547836	681.0
macro avg	0.643866	0.658570	0.633881	2077.0
micro avg	0.641261	0.641261	0.641261	2077.0
weighted avg	0.639429	0.642764	0.641261	2077.0

The result of Model Number:Dataset Number:Featuregroup Number:Rescale of 53 : 1 : 3 :
0

	f1-score	precision	recall	support
AFIB	0.653439	0.652388	0.654761	875.0
GSVT	0.668675	0.665189	0.672236	691.0
SB	0.699134	0.693211	0.705165	1553.0
SR	0.672446	0.687395	0.658359	907.0
macro avg	0.673424	0.674546	0.672630	4026.0
micro avg	0.678014	0.678014	0.678014	4026.0
weighted avg	0.677963	0.678219	0.678014	4026.0

The result of Model Number:Dataset Number:Featuregroup Number:Rescale of 53 : 1 : 3 :
1

	f1-score	precision	recall	support
AFIB	0.766780	0.780577	0.753689	204.0

GSVT 0.784079 0.773054 0.795552 300.0
SB 0.796143 0.786736 0.805781 892.0
SR 0.780131 0.794020 0.766728 681.0
macro avg 0.781783 0.783597 0.780438 2077.0
micro avg 0.786383 0.786383 0.786383 2077.0
weighted avg 0.786267 0.786543 0.786383 2077.0
The result of Model Number:Dataset Number:Featuregroup Number:Rescale of 53 : 1 : 4 :
0

f1-score precision recall support
AFIB 0.715056 0.716500 0.713633 204.0
GSVT 0.734949 0.732764 0.737151 300.0
SB 0.747127 0.746461 0.747797 892.0
SR 0.740705 0.742128 0.739298 681.0
macro avg 0.734459 0.734463 0.734470 2077.0
micro avg 0.740117 0.740117 0.740117 2077.0
weighted avg 0.740113 0.740119 0.740117 2077.0
The result of Model Number:Dataset Number:Featuregroup Number:Rescale of 53 : 1 : 4 :
1

f1-score precision recall support
AFIB 0.765288 0.771466 0.759274 204.0
GSVT 0.782848 0.779010 0.786752 300.0
SB 0.798127 0.797242 0.799021 892.0
SR 0.792167 0.793221 0.791122 681.0
macro avg 0.784608 0.785235 0.784042 2077.0
micro avg 0.790755 0.790755 0.790755 2077.0
weighted avg 0.790741 0.790758 0.790755 2077.0
The result of Model Number:Dataset Number:Featuregroup Number:Rescale of 53 : 1 : 5 :
0

f1-score precision recall support
AFIB 0.654746 0.651450 0.658106 875.0
GSVT 0.667500 0.670731 0.664310 691.0
SB 0.710928 0.709292 0.712574 1553.0
SR 0.693130 0.696839 0.689468 907.0
macro avg 0.681576 0.682078 0.681114 4026.0
micro avg 0.687247 0.687247 0.687247 4026.0
weighted avg 0.687254 0.687297 0.687247 4026.0
The result of Model Number:Dataset Number:Featuregroup Number:Rescale of 53 : 1 : 5 :
1

f1-score precision recall support
AFIB 0.770425 0.775926 0.765139 204.0
GSVT 0.797364 0.796850 0.797894 300.0
SB 0.813318 0.811513 0.815139 892.0
SR 0.806048 0.807023 0.805100 681.0
macro avg 0.796789 0.797828 0.795818 2077.0

micro avg 0.804445 0.804445 0.804445 2077.0
weighted avg 0.804417 0.804428 0.804445 2077.0
The result of Model Number:Dataset Number:Featuregroup Number:Rescale of 53 : 1 : 6 :
0

	f1-score	precision	recall	support
AFIB	0.847966	0.856169	0.840073	204.0
GSVT	0.877972	0.876241	0.879724	300.0
SB	0.896323	0.894735	0.897928	892.0
SR	0.888060	0.888490	0.887668	681.0
macro avg	0.877580	0.878909	0.876348	2077.0
micro avg	0.886252	0.886252	0.886252	2077.0
weighted avg	0.886214	0.886228	0.886252	2077.0

The result of Model Number:Dataset Number:Featuregroup Number:Rescale of 53 : 1 : 6 :
1

	f1-score	precision	recall	support
AFIB	0.618188	0.689472	0.560345	204.0
GSVT	0.728907	0.716220	0.742207	300.0
SB	0.778248	0.774798	0.781736	892.0
SR	0.760187	0.749793	0.770897	681.0
macro avg	0.721382	0.732571	0.713796	2077.0
micro avg	0.750728	0.750728	0.750728	2077.0
weighted avg	0.749478	0.749758	0.750728	2077.0

The result of Model Number:Dataset Number:Featuregroup Number:Rescale of 53 : 1 : 7 :
0

	f1-score	precision	recall	support
AFIB	0.683138	0.697083	0.670041	204.0
GSVT	0.707944	0.701793	0.714332	300.0
SB	0.721555	0.720267	0.722849	892.0
SR	0.714839	0.715265	0.714417	681.0
macro avg	0.706869	0.708602	0.705410	2077.0
micro avg	0.713668	0.713668	0.713668	2077.0
weighted avg	0.713614	0.713681	0.713668	2077.0

The result of Model Number:Dataset Number:Featuregroup Number:Rescale of 53 : 1 : 7 :
1

	f1-score	precision	recall	support
AFIB	0.699883	0.707499	0.692634	204.0
GSVT	0.723568	0.720551	0.726728	300.0
SB	0.738396	0.737735	0.739058	892.0
SR	0.731417	0.731424	0.731418	681.0
macro avg	0.723316	0.724302	0.722459	2077.0
micro avg	0.730212	0.730212	0.730212	2077.0
weighted avg	0.730183	0.730214	0.730212	2077.0

The result of Model Number:Dataset Number:Featuregroup Number:Rescale of 53 : 1 : 8 :
0

f1-score precision recall support
AFIB 0.664649 0.689958 0.641275 204.0
GSVT 0.685824 0.678912 0.692909 300.0
SB 0.699552 0.696069 0.703079 892.0
SR 0.691102 0.691537 0.690690 681.0
macro avg 0.685282 0.689119 0.681988 2077.0
micro avg 0.691478 0.691478 0.691478 2077.0
weighted avg 0.691370 0.691505 0.691478 2077.0
The result of Model Number:Dataset Number:Featuregroup Number:Rescale of 53 : 1 : 8 :
1

f1-score precision recall support
AFIB 0.813383 0.818251 0.808614 204.0
GSVT 0.835050 0.832568 0.837553 300.0
SB 0.847838 0.846799 0.848882 892.0
SR 0.841657 0.842650 0.840673 681.0
macro avg 0.834482 0.835067 0.833930 2077.0
micro avg 0.840599 0.840599 0.840599 2077.0
weighted avg 0.840580 0.840579 0.840599 2077.0
The result of Model Number:Dataset Number:Featuregroup Number:Rescale of 53 : 1 : 9 :
0

f1-score precision recall support
AFIB 0.676819 0.689273 0.665150 204.0
GSVT 0.701790 0.695912 0.707889 300.0
SB 0.714967 0.713769 0.716170 892.0
SR 0.708655 0.709284 0.708030 681.0
macro avg 0.700558 0.702060 0.699310 2077.0
micro avg 0.707294 0.707294 0.707294 2077.0
weighted avg 0.707247 0.707314 0.707294 2077.0
The result of Model Number:Dataset Number:Featuregroup Number:Rescale of 53 : 1 : 9 :
1

f1-score precision recall support
AFIB 0.686119 0.758667 0.626591 204.0
GSVT 0.789469 0.780333 0.798973 300.0
SB 0.834689 0.831257 0.838151 892.0
SR 0.816764 0.804666 0.829240 681.0
macro avg 0.781760 0.793731 0.773239 2077.0
micro avg 0.808792 0.808792 0.808792 2077.0
weighted avg 0.807688 0.808053 0.808792 2077.0
The result of Model Number:Dataset Number:Featuregroup Number:Rescale of 53 : 1 :
10 : 0

f1-score precision recall support
AFIB 0.771072 0.773029 0.769152 875.0
GSVT 0.784678 0.776179 0.793399 691.0
SB 0.827008 0.817653 0.836592 1553.0

SR 0.789196 0.810802 0.768743 907.0
macro avg 0.792989 0.794416 0.791972 4026.0
micro avg 0.799236 0.799236 0.799236 4026.0
weighted avg 0.799067 0.799293 0.799236 4026.0
The result of Model Number:Dataset Number:Featuregroup Number:Rescale of 53 : 1 :
10 : 1

f1-score precision recall support
AFIB 0.740576 0.780862 0.704433 204.0
GSVT 0.777468 0.765710 0.789625 300.0
SB 0.795944 0.790766 0.801202 892.0
SR 0.786124 0.786833 0.785435 681.0
macro avg 0.775028 0.781043 0.770174 2077.0
micro avg 0.784856 0.784856 0.784856 2077.0
weighted avg 0.784618 0.784885 0.784856 2077.0

The result of Model Number:Dataset Number:Featuregroup Number:Rescale of 54 : 0 : 0 :
0

f1-score precision recall support
AFIB 0.868609 0.906229 0.834235 204.0
GSVT 0.811999 0.819576 0.804967 300.0
SB 0.841696 0.800314 0.887650 892.0
SR 0.750179 0.797521 0.708384 681.0
macro avg 0.818121 0.830910 0.808809 2077.0
micro avg 0.811684 0.811684 0.811684 2077.0
weighted avg 0.810043 0.812583 0.811684 2077.0

The result of Model Number:Dataset Number:Featuregroup Number:Rescale of 54 : 0 : 0 :
1

f1-score precision recall support
AFIB 0.879585 0.870738 0.888639 875.0
GSVT 0.887456 0.895358 0.879758 691.0
SB 0.938890 0.936008 0.941791 1553.0
SR 0.920708 0.928768 0.912791 907.0
macro avg 0.906660 0.907718 0.905745 4026.0
micro avg 0.913059 0.913059 0.913059 4026.0
weighted avg 0.913077 0.913214 0.913059 4026.0

The result of Model Number:Dataset Number:Featuregroup Number:Rescale of 54 : 0 : 1 :
0

f1-score precision recall support
AFIB 0.782559 0.752642 0.831785 875.0
GSVT 0.810864 0.782879 0.848822 691.0
SB 0.903453 0.887506 0.920976 1553.0
SR 0.765204 0.920114 0.660650 907.0
macro avg 0.815520 0.835785 0.815558 4026.0
micro avg 0.830560 0.830560 0.830560 4026.0
weighted avg 0.830141 0.847583 0.830560 4026.0

The result of Model Number:Dataset Number:Featuregroup Number:Rescale of 54 : 0 : 1 : 1

	f1-score	precision	recall	support
AFIB	0.873174	0.881679	0.865043	204.0
GSVT	0.893366	0.889264	0.897536	300.0
SB	0.905711	0.902595	0.908856	892.0
SR	0.898062	0.901547	0.894648	681.0
macro avg	0.892578	0.893771	0.891521	2077.0
micro avg	0.898259	0.898259	0.898259	2077.0
weighted avg	0.898224	0.898271	0.898259	2077.0

The result of Model Number:Dataset Number:Featuregroup Number:Rescale of 54 : 0 : 2 : 0

	f1-score	precision	recall	support
AFIB	0.657927	0.663781	0.652211	875.0
GSVT	0.671737	0.664365	0.679317	691.0
SB	0.722449	0.716824	0.728169	1553.0
SR	0.698441	0.708341	0.688817	907.0
macro avg	0.687638	0.688328	0.687128	4026.0
micro avg	0.694410	0.694410	0.694410	4026.0
weighted avg	0.694313	0.694381	0.694410	4026.0

The result of Model Number:Dataset Number:Featuregroup Number:Rescale of 54 : 0 : 2 : 1

	f1-score	precision	recall	support
AFIB	0.834132	0.850865	0.818210	204.0
GSVT	0.853463	0.844592	0.862568	300.0
SB	0.869247	0.865866	0.872658	892.0
SR	0.860113	0.863702	0.856574	681.0
macro avg	0.854239	0.856256	0.852502	2077.0
micro avg	0.860579	0.860579	0.860579	2077.0
weighted avg	0.860524	0.860610	0.860579	2077.0

The result of Model Number:Dataset Number:Featuregroup Number:Rescale of 54 : 0 : 3 : 0

	f1-score	precision	recall	support
AFIB	0.877197	0.922515	0.836383	204.0
GSVT	0.919816	0.910825	0.929006	300.0
SB	0.936034	0.928504	0.943693	892.0
SR	0.924473	0.925598	0.923388	681.0
macro avg	0.914380	0.921861	0.908117	2077.0
micro avg	0.924374	0.924374	0.924374	2077.0
weighted avg	0.924122	0.924409	0.924374	2077.0

The result of Model Number:Dataset Number:Featuregroup Number:Rescale of 54 : 0 : 3 : 1

	f1-score	precision	recall	support
AFIB	0.904581	0.914424	0.895211	204.0

GSVT 0.935193 0.931293 0.939278 300.0
SB 0.954357 0.953503 0.955213 892.0
SR 0.945338 0.945346 0.945338 681.0
macro avg 0.934867 0.936142 0.933760 2077.0
micro avg 0.943780 0.943780 0.943780 2077.0
weighted avg 0.943743 0.943782 0.943780 2077.0
The result of Model Number:Dataset Number:Featuregroup Number:Rescale of 54 : 0 : 4 :
0

f1-score precision recall support

AFIB 0.841075 0.876647 0.808557 204.0
GSVT 0.774569 0.775925 0.784836 300.0
SB 0.833895 0.794169 0.878613 892.0
SR 0.737204 0.796580 0.687399 681.0
macro avg 0.796686 0.810830 0.789851 2077.0
micro avg 0.795493 0.795493 0.795493 2077.0
weighted avg 0.794328 0.800425 0.795493 2077.0
The result of Model Number:Dataset Number:Featuregroup Number:Rescale of 54 : 0 : 4 :
1

f1-score precision recall support

AFIB 0.756983 0.764357 0.749935 204.0
GSVT 0.774488 0.770932 0.778104 300.0
SB 0.785191 0.782490 0.787917 892.0
SR 0.778560 0.781581 0.775600 681.0
macro avg 0.773806 0.774840 0.772889 2077.0
micro avg 0.778730 0.778730 0.778730 2077.0
weighted avg 0.778700 0.778741 0.778730 2077.0
The result of Model Number:Dataset Number:Featuregroup Number:Rescale of 54 : 0 : 5 :
0

f1-score precision recall support

AFIB 0.607113 0.630704 0.585266 875.0
GSVT 0.652666 0.647846 0.657644 691.0
SB 0.717230 0.713534 0.720968 1553.0
SR 0.674978 0.662107 0.688433 907.0
macro avg 0.662997 0.663548 0.663078 4026.0
micro avg 0.673277 0.673277 0.673277 4026.0
weighted avg 0.672697 0.672672 0.673277 4026.0
The result of Model Number:Dataset Number:Featuregroup Number:Rescale of 54 : 0 : 5 :
1

f1-score precision recall support

AFIB 0.747012 0.735296 0.759189 875.0
GSVT 0.719795 0.740431 0.700363 691.0
SB 0.756385 0.718044 0.799096 1553.0
SR 0.614559 0.683879 0.558094 907.0
macro avg 0.709438 0.719412 0.704186 4026.0

micro avg 0.719183 0.719183 0.719183 4026.0
weighted avg 0.716117 0.717939 0.719183 4026.0
The result of Model Number:Dataset Number:Featuregroup Number:Rescale of 54 : 0 : 6 :
0

	f1-score	precision	recall	support
AFIB	0.631393	0.634705	0.628153	875.0
GSVT	0.644595	0.643437	0.645803	691.0
SB	0.699920	0.694552	0.705373	1553.0
SR	0.675226	0.681985	0.668604	907.0
macro avg	0.662784	0.663670	0.661983	4026.0
micro avg	0.670083	0.670083	0.670083	4026.0
weighted avg	0.669968	0.669941	0.670083	4026.0

The result of Model Number:Dataset Number:Featuregroup Number:Rescale of 54 : 0 : 6 :
1

	f1-score	precision	recall	support
AFIB	0.767682	0.779453	0.756388	204.0
GSVT	0.785885	0.779217	0.792701	300.0
SB	0.799556	0.796976	0.802155	892.0
SR	0.791340	0.794277	0.788434	681.0
macro avg	0.786116	0.787481	0.784919	2077.0
micro avg	0.791795	0.791795	0.791795	2077.0
weighted avg	0.791757	0.791805	0.791795	2077.0

The result of Model Number:Dataset Number:Featuregroup Number:Rescale of 54 : 0 : 7 :
0

	f1-score	precision	recall	support
AFIB	0.669735	0.663812	0.675793	875.0
GSVT	0.608905	0.589679	0.677419	691.0
SB	0.548961	0.527079	0.583182	1553.0
SR	0.565784	0.571639	0.560085	907.0
macro avg	0.598347	0.588052	0.624120	4026.0
micro avg	0.614281	0.614281	0.614281	4026.0
weighted avg	0.589288	0.577579	0.614281	4026.0

The result of Model Number:Dataset Number:Featuregroup Number:Rescale of 54 : 0 : 7 :
1

	f1-score	precision	recall	support
AFIB	0.862414	0.868964	0.856035	204.0
GSVT	0.880070	0.871474	0.888856	300.0
SB	0.900598	0.898296	0.902920	892.0
SR	0.891045	0.896079	0.886079	681.0
macro avg	0.883532	0.883703	0.883472	2077.0
micro avg	0.890762	0.890762	0.890762	2077.0
weighted avg	0.890751	0.890814	0.890762	2077.0

The result of Model Number:Dataset Number:Featuregroup Number:Rescale of 54 : 0 : 8 :
0

f1-score precision recall support
AFIB 0.683921 0.686274 0.681670 875.0
GSVT 0.696905 0.683001 0.711513 691.0
SB 0.737730 0.733740 0.741767 1553.0
SR 0.709196 0.725685 0.693481 907.0
macro avg 0.706938 0.707175 0.707108 4026.0
micro avg 0.712635 0.712635 0.712635 4026.0
weighted avg 0.712600 0.712901 0.712635 4026.0
The result of Model Number:Dataset Number:Featuregroup Number:Rescale of 54 : 0 : 8 :
1

f1-score precision recall support
AFIB 0.746584 0.764499 0.729828 204.0
GSVT 0.773130 0.768649 0.777757 300.0
SB 0.789642 0.786745 0.792562 892.0
SR 0.782780 0.783360 0.782209 681.0
macro avg 0.773034 0.775813 0.770589 2077.0
micro avg 0.780868 0.780868 0.780868 2077.0
weighted avg 0.780778 0.780837 0.780868 2077.0
The result of Model Number:Dataset Number:Featuregroup Number:Rescale of 54 : 0 : 9 :
0

f1-score precision recall support
AFIB 0.844316 0.849369 0.839365 204.0
GSVT 0.866808 0.864231 0.869406 300.0
SB 0.880081 0.879003 0.881165 892.0
SR 0.873666 0.874696 0.872644 681.0
macro avg 0.866218 0.866825 0.865645 2077.0
micro avg 0.872567 0.872567 0.872567 2077.0
weighted avg 0.872548 0.872547 0.872567 2077.0
The result of Model Number:Dataset Number:Featuregroup Number:Rescale of 54 : 0 : 9 :
1

f1-score precision recall support
AFIB 0.587680 0.583979 0.661980 204.0
GSVT 0.716391 0.712706 0.720235 300.0
SB 0.736789 0.733283 0.740336 892.0
SR 0.577928 0.579832 0.576385 681.0
macro avg 0.654697 0.652450 0.674734 2077.0
micro avg 0.675981 0.675981 0.675981 2077.0
weighted avg 0.667111 0.665334 0.675981 2077.0
The result of Model Number:Dataset Number:Featuregroup Number:Rescale of 54 : 0 :
10 : 0

f1-score precision recall support
AFIB 0.838040 0.830184 0.846154 875.0
GSVT 0.794543 0.775445 0.852951 691.0
SB 0.918740 0.915366 0.922164 1553.0

SR 0.714579 0.719591 0.709647 907.0
macro avg 0.816476 0.810147 0.832729 4026.0
micro avg 0.845888 0.845888 0.845888 4026.0
weighted avg 0.833890 0.828732 0.845888 4026.0
The result of Model Number:Dataset Number:Featuregroup Number:Rescale of 54 : 0 :
10 : 1

f1-score precision recall support
AFIB 0.722316 0.742142 0.703576 204.0
GSVT 0.738653 0.727305 0.750431 300.0
SB 0.754882 0.747581 0.762329 892.0
SR 0.735803 0.744998 0.726838 681.0
macro avg 0.737914 0.740506 0.735794 2077.0
micro avg 0.743203 0.743203 0.743203 2077.0
weighted avg 0.743084 0.743271 0.743203 2077.0
The result of Model Number:Dataset Number:Featuregroup Number:Rescale of 54 : 1 : 0 :
0

f1-score precision recall support
AFIB 0.653037 0.642582 0.734799 204.0
GSVT 0.764534 0.755663 0.773895 300.0
SB 0.790133 0.787149 0.793145 892.0
SR 0.619953 0.623158 0.616886 681.0
macro avg 0.706914 0.702138 0.729681 2077.0
micro avg 0.726842 0.726842 0.726842 2077.0
weighted avg 0.717172 0.714633 0.726842 2077.0
The result of Model Number:Dataset Number:Featuregroup Number:Rescale of 54 : 1 : 0 :
1

f1-score precision recall support
AFIB 0.646151 0.638113 0.654466 875.0
GSVT 0.666381 0.674725 0.658306 691.0
SB 0.710935 0.710165 0.711712 1553.0
SR 0.691760 0.695307 0.688252 907.0
macro avg 0.678807 0.679578 0.678184 4026.0
micro avg 0.684819 0.684819 0.684819 4026.0
weighted avg 0.684888 0.685075 0.684819 4026.0
The result of Model Number:Dataset Number:Featuregroup Number:Rescale of 54 : 1 : 1 :
0

f1-score precision recall support
AFIB 0.182599 0.184517 0.180721 175.0
GSVT 0.182893 0.180950 0.184878 138.2
SB 0.192619 0.191880 0.193363 310.6
SR 0.188161 0.189104 0.187228 181.4
macro avg 0.186568 0.186613 0.186547 805.2
micro avg 0.187777 0.187777 0.187777 805.2
weighted avg 0.187768 0.187779 0.187777 805.2

The result of Model Number:Dataset Number:Featuregroup Number:Rescale of 54 : 1 : 1 : 1

	f1-score	precision	recall	support
AFIB	0.693247	0.679437	0.707666	875.0
GSVT	0.564242	0.524715	0.707261	691.0
SB	0.457820	0.458609	0.457034	1553.0
SR	0.742185	0.748720	0.735794	907.0
macro avg	0.614373	0.602870	0.651939	4026.0
micro avg	0.617254	0.617254	0.617254	4026.0
weighted avg	0.591316	0.583307	0.617254	4026.0

The result of Model Number:Dataset Number:Featuregroup Number:Rescale of 54 : 1 : 2 : 0

	f1-score	precision	recall	support
AFIB	0.825591	0.817939	0.833433	875.0
GSVT	0.840417	0.844981	0.835916	691.0
SB	0.890470	0.888417	0.892533	1553.0
SR	0.869723	0.877749	0.861870	907.0
macro avg	0.856550	0.857272	0.855938	4026.0
micro avg	0.863063	0.863063	0.863063	4026.0
weighted avg	0.863105	0.863241	0.863063	4026.0

The result of Model Number:Dataset Number:Featuregroup Number:Rescale of 54 : 1 : 2 : 1

	f1-score	precision	recall	support
AFIB	0.839881	0.853190	0.827092	204.0
GSVT	0.861469	0.854138	0.868932	300.0
SB	0.876343	0.874390	0.878308	892.0
SR	0.868039	0.869969	0.866135	681.0
macro avg	0.861433	0.862922	0.860117	2077.0
micro avg	0.867932	0.867932	0.867932	2077.0
weighted avg	0.867891	0.867933	0.867932	2077.0

The result of Model Number:Dataset Number:Featuregroup Number:Rescale of 54 : 1 : 3 : 0

	f1-score	precision	recall	support
AFIB	0.763037	0.762350	0.763799	875.0
GSVT	0.776256	0.769149	0.783557	691.0
SB	0.814588	0.807426	0.821879	1553.0
SR	0.776238	0.795428	0.758020	907.0
macro avg	0.782530	0.783588	0.781814	4026.0
micro avg	0.788292	0.788292	0.788292	4026.0
weighted avg	0.788166	0.788357	0.788292	4026.0

The result of Model Number:Dataset Number:Featuregroup Number:Rescale of 54 : 1 : 3 : 1

	f1-score	precision	recall	support
AFIB	0.804307	0.840054	0.771590	204.0

GSVT 0.837824 0.831247 0.844525 300.0
SB 0.850622 0.844060 0.857295 892.0
SR 0.841211 0.842600 0.839856 681.0
macro avg 0.833491 0.839490 0.828316 2077.0
micro avg 0.841315 0.841315 0.841315 2077.0
weighted avg 0.841139 0.841337 0.841315 2077.0
The result of Model Number:Dataset Number:Featuregroup Number:Rescale of 54 : 1 : 4 :
0

f1-score precision recall support
AFIB 0.767269 0.781351 0.754056 204.0
GSVT 0.796396 0.789993 0.803050 300.0
SB 0.811169 0.809721 0.812624 892.0
SR 0.803138 0.803853 0.802428 681.0
macro avg 0.794493 0.796229 0.793040 2077.0
micro avg 0.802146 0.802146 0.802146 2077.0
weighted avg 0.802090 0.802161 0.802146 2077.0
The result of Model Number:Dataset Number:Featuregroup Number:Rescale of 54 : 1 : 4 :
1

f1-score precision recall support
AFIB 0.660890 0.674381 0.648220 204.0
GSVT 0.684888 0.678937 0.691068 300.0
SB 0.698055 0.696809 0.699308 892.0
SR 0.691558 0.691970 0.691150 681.0
macro avg 0.683848 0.685524 0.682436 2077.0
micro avg 0.690425 0.690425 0.690425 2077.0
weighted avg 0.690373 0.690438 0.690425 2077.0
The result of Model Number:Dataset Number:Featuregroup Number:Rescale of 54 : 1 : 5 :
0

f1-score precision recall support
AFIB 0.842154 0.850329 0.834655 204.0
GSVT 0.867398 0.863298 0.871766 300.0
SB 0.884963 0.883975 0.885954 892.0
SR 0.877176 0.878085 0.876274 681.0
macro avg 0.867922 0.868922 0.867162 2077.0
micro avg 0.875693 0.875693 0.875693 2077.0
weighted avg 0.875668 0.875752 0.875693 2077.0
The result of Model Number:Dataset Number:Featuregroup Number:Rescale of 54 : 1 : 5 :
1

f1-score precision recall support
AFIB 0.811526 0.811743 0.811451 875.0
GSVT 0.825658 0.822609 0.828832 691.0
SB 0.883292 0.881148 0.885451 1553.0
SR 0.862227 0.868415 0.856150 907.0
macro avg 0.845676 0.845979 0.845471 4026.0

micro avg 0.853049 0.853049 0.853049 4026.0
weighted avg 0.853057 0.853148 0.853049 4026.0
The result of Model Number:Dataset Number:Featuregroup Number:Rescale of 54 : 1 : 6 :
0

	f1-score	precision	recall	support
AFIB	0.784962	0.780567	0.789444	875.0
GSVT	0.791354	0.796023	0.786788	691.0
SB	0.833626	0.831017	0.836254	1553.0
SR	0.817123	0.822529	0.811806	907.0
macro avg	0.806766	0.807534	0.806073	4026.0
micro avg	0.812083	0.812083	0.812083	4026.0
weighted avg	0.812076	0.812134	0.812083	4026.0

The result of Model Number:Dataset Number:Featuregroup Number:Rescale of 54 : 1 : 6 :
1

	f1-score	precision	recall	support
AFIB	0.668614	0.740835	0.609346	204.0
GSVT	0.775067	0.762461	0.788218	300.0
SB	0.826561	0.822798	0.830360	892.0
SR	0.806589	0.796325	0.817133	681.0
macro avg	0.769208	0.780605	0.761264	2077.0
micro avg	0.798228	0.798228	0.798228	2077.0
weighted avg	0.797061	0.797353	0.798228	2077.0

The result of Model Number:Dataset Number:Featuregroup Number:Rescale of 54 : 1 : 7 :
0

	f1-score	precision	recall	support
AFIB	0.834378	0.847600	0.821673	204.0
GSVT	0.855825	0.848542	0.863238	300.0
SB	0.870600	0.868660	0.872553	892.0
SR	0.862352	0.864269	0.860460	681.0
macro avg	0.855789	0.857268	0.854481	2077.0
micro avg	0.862245	0.862245	0.862245	2077.0
weighted avg	0.862204	0.862246	0.862245	2077.0

The result of Model Number:Dataset Number:Featuregroup Number:Rescale of 54 : 1 : 7 :
1

	f1-score	precision	recall	support
AFIB	0.849648	0.842888	0.856596	875.0
GSVT	0.815959	0.800445	0.832154	691.0
SB	0.856378	0.790512	0.934233	1553.0
SR	0.655748	0.838470	0.538536	907.0
macro avg	0.794433	0.818079	0.790380	4026.0
micro avg	0.810695	0.810695	0.810695	4026.0
weighted avg	0.802779	0.814404	0.810695	4026.0

The result of Model Number:Dataset Number:Featuregroup Number:Rescale of 54 : 1 : 8 :
0

f1-score precision recall support
AFIB 0.709830 0.740252 0.682079 204.0
GSVT 0.733682 0.722597 0.745160 300.0
SB 0.748235 0.740835 0.755786 892.0
SR 0.727963 0.734191 0.721867 681.0
macro avg 0.729927 0.734469 0.726223 2077.0
micro avg 0.735890 0.735890 0.735890 2077.0
weighted avg 0.735714 0.735965 0.735890 2077.0
The result of Model Number:Dataset Number:Featuregroup Number:Rescale of 54 : 1 : 8 :
1

f1-score precision recall support
AFIB 0.786188 0.813481 0.760772 204.0
GSVT 0.801262 0.792491 0.810329 300.0
SB 0.822593 0.816686 0.828587 892.0
SR 0.807902 0.811874 0.803982 681.0
macro avg 0.804486 0.808633 0.800917 2077.0
micro avg 0.811222 0.811222 0.811222 2077.0
weighted avg 0.811119 0.811299 0.811222 2077.0
The result of Model Number:Dataset Number:Featuregroup Number:Rescale of 54 : 1 : 9 :
0

f1-score precision recall support
AFIB 0.631104 0.683788 0.587215 204.0
GSVT 0.676932 0.668420 0.685940 300.0
SB 0.694214 0.684488 0.704300 892.0
SR 0.675277 0.678440 0.672472 681.0
macro avg 0.669382 0.678784 0.662482 2077.0
micro avg 0.679713 0.679713 0.679713 2077.0
weighted avg 0.679310 0.680115 0.679713 2077.0
The result of Model Number:Dataset Number:Featuregroup Number:Rescale of 54 : 1 : 9 :
1

f1-score precision recall support
AFIB 0.757717 0.756109 0.759366 875.0
GSVT 0.769555 0.765866 0.773344 691.0
SB 0.809953 0.800284 0.819861 1553.0
SR 0.772313 0.794193 0.751622 907.0
macro avg 0.777384 0.779113 0.776048 4026.0
micro avg 0.783356 0.783356 0.783356 4026.0
weighted avg 0.783187 0.783404 0.783356 4026.0
The result of Model Number:Dataset Number:Featuregroup Number:Rescale of 54 : 1 :
10 : 0

f1-score precision recall support
AFIB 0.707168 0.711049 0.703374 875.0
GSVT 0.708157 0.699204 0.717453 691.0
SB 0.744749 0.741761 0.747769 1553.0

SR 0.728762 0.737609 0.720170 907.0
macro avg 0.722209 0.722406 0.722191 4026.0
micro avg 0.726699 0.726699 0.726699 4026.0
weighted avg 0.726699 0.726846 0.726699 4026.0
The result of Model Number:Dataset Number:Featuregroup Number:Rescale of 54 : 1 :
10 : 1

f1-score precision recall support
AFIB 0.765957 0.758447 0.818961 204.0
GSVT 0.686799 0.679162 0.694780 300.0
SB 0.882579 0.876152 0.889107 892.0
SR 0.867777 0.873787 0.861919 681.0
macro avg 0.800778 0.796887 0.816192 2077.0
micro avg 0.845235 0.845235 0.845235 2077.0
weighted avg 0.837993 0.835363 0.845235 2077.0

The result of Model Number:Dataset Number:Featuregroup Number:Rescale of 55 : 0 : 0 :
0

f1-score precision recall support
AFIB 0.812753 0.829633 0.796733 875.0
GSVT 0.792596 0.765067 0.857294 691.0
SB 0.934198 0.929985 0.938464 1553.0
SR 0.710222 0.698755 0.722135 907.0
macro avg 0.812442 0.805860 0.828657 4026.0
micro avg 0.844993 0.844993 0.844993 4026.0
weighted avg 0.833041 0.827776 0.844993 4026.0

The result of Model Number:Dataset Number:Featuregroup Number:Rescale of 55 : 0 : 0 :
1

f1-score precision recall support
AFIB 0.800843 0.825509 0.777769 204.0
GSVT 0.821274 0.811220 0.831670 300.0
SB 0.843581 0.838569 0.848682 892.0
SR 0.829362 0.833452 0.825344 681.0
macro avg 0.823765 0.827188 0.820866 2077.0
micro avg 0.831608 0.831608 0.831608 2077.0
weighted avg 0.831499 0.831658 0.831608 2077.0

The result of Model Number:Dataset Number:Featuregroup Number:Rescale of 55 : 0 : 1 :
0

f1-score precision recall support
AFIB 0.877543 0.878166 0.876937 875.0
GSVT 0.889368 0.891122 0.887697 691.0
SB 0.944658 0.941519 0.947822 1553.0
SR 0.922461 0.925890 0.919088 907.0
macro avg 0.908508 0.909174 0.907886 4026.0
micro avg 0.915623 0.915623 0.915623 4026.0
weighted avg 0.915581 0.915579 0.915623 4026.0

The result of Model Number:Dataset Number:Featuregroup Number:Rescale of 55 : 0 : 1 :
1

	f1-score	precision	recall	support
AFIB	0.801669	0.807279	0.796164	204.0
GSVT	0.820320	0.816276	0.824417	300.0
SB	0.836624	0.835232	0.838032	892.0
SR	0.828298	0.830264	0.826351	681.0
macro avg	0.821728	0.822263	0.821241	2077.0
micro avg	0.828123	0.828123	0.828123	2077.0
weighted avg	0.828106	0.828120	0.828123	2077.0

The result of Model Number:Dataset Number:Featuregroup Number:Rescale of 55 : 0 : 2 :
0

	f1-score	precision	recall	support
AFIB	0.851210	0.882768	0.821951	204.0
GSVT	0.876710	0.865748	0.888065	300.0
SB	0.898942	0.890739	0.907305	892.0
SR	0.875308	0.882101	0.868628	681.0
macro avg	0.875543	0.880339	0.871487	2077.0
micro avg	0.883461	0.883461	0.883461	2077.0
weighted avg	0.883294	0.883515	0.883461	2077.0

The result of Model Number:Dataset Number:Featuregroup Number:Rescale of 55 : 0 : 2 :
1

	f1-score	precision	recall	support
AFIB	0.882768	0.904246	0.862503	204.0
GSVT	0.893864	0.881559	0.906637	300.0
SB	0.911913	0.902807	0.921212	892.0
SR	0.895992	0.907750	0.884560	681.0
macro avg	0.896134	0.899091	0.893728	2077.0
micro avg	0.901323	0.901323	0.901323	2077.0
weighted avg	0.901224	0.901500	0.901323	2077.0

The result of Model Number:Dataset Number:Featuregroup Number:Rescale of 55 : 0 : 3 :
0

	f1-score	precision	recall	support
AFIB	0.713046	0.747280	0.681954	204.0
GSVT	0.744061	0.737743	0.750509	300.0
SB	0.755754	0.750250	0.761344	892.0
SR	0.747804	0.748151	0.747480	681.0
macro avg	0.740166	0.745856	0.735322	2077.0
micro avg	0.747436	0.747436	0.747436	2077.0
weighted avg	0.747264	0.747464	0.747436	2077.0

The result of Model Number:Dataset Number:Featuregroup Number:Rescale of 55 : 0 : 3 :
1

	f1-score	precision	recall	support
AFIB	0.865682	0.887602	0.844898	204.0

GSVT 0.884482 0.874864 0.894461 300.0
SB 0.909395 0.904856 0.913982 892.0
SR 0.895299 0.899316 0.891354 681.0
macro avg 0.888714 0.891660 0.886174 2077.0
micro avg 0.896958 0.896958 0.896958 2077.0
weighted avg 0.896881 0.897013 0.896958 2077.0
The result of Model Number:Dataset Number:Featuregroup Number:Rescale of 55 : 0 : 4 :
0

f1-score precision recall support
AFIB 0.627910 0.684010 0.663086 204.0
GSVT 0.852876 0.838934 0.867583 300.0
SB 0.726061 0.720530 0.731730 892.0
SR 0.887854 0.877808 0.898159 681.0
macro avg 0.773675 0.780320 0.790140 2077.0
micro avg 0.799179 0.799179 0.799179 2077.0
weighted avg 0.787786 0.785613 0.799179 2077.0
The result of Model Number:Dataset Number:Featuregroup Number:Rescale of 55 : 0 : 4 :
1

f1-score precision recall support
AFIB 0.810483 0.800135 0.821149 875.0
GSVT 0.824709 0.829439 0.820055 691.0
SB 0.882800 0.879092 0.886548 1553.0
SR 0.856806 0.870675 0.843388 907.0
macro avg 0.843700 0.844835 0.842785 4026.0
micro avg 0.851199 0.851199 0.851199 4026.0
weighted avg 0.851256 0.851513 0.851199 4026.0
The result of Model Number:Dataset Number:Featuregroup Number:Rescale of 55 : 0 : 5 :
0

f1-score precision recall support
AFIB 0.744954 0.759229 0.731397 204.0
GSVT 0.768644 0.764685 0.772716 300.0
SB 0.787653 0.786426 0.788889 892.0
SR 0.779892 0.779117 0.780693 681.0
macro avg 0.770286 0.772364 0.768424 2077.0
micro avg 0.778219 0.778219 0.778219 2077.0
weighted avg 0.778169 0.778218 0.778219 2077.0
The result of Model Number:Dataset Number:Featuregroup Number:Rescale of 55 : 0 : 5 :
1

f1-score precision recall support
AFIB 0.769318 0.852416 0.701123 204.0
GSVT 0.891803 0.877299 0.906936 300.0
SB 0.951053 0.946723 0.955424 892.0
SR 0.928074 0.916264 0.940205 681.0
macro avg 0.885062 0.898176 0.875922 2077.0

micro avg 0.918454 0.918454 0.918454 2077.0
weighted avg 0.917111 0.917446 0.918454 2077.0
The result of Model Number:Dataset Number:Featuregroup Number:Rescale of 55 : 0 : 6 :
0

	f1-score	precision	recall	support
AFIB	0.773920	0.792317	0.756444	204.0
GSVT	0.794012	0.790948	0.797183	300.0
SB	0.813687	0.811871	0.815511	892.0
SR	0.803450	0.801834	0.805102	681.0
macro avg	0.796267	0.799242	0.793560	2077.0
micro avg	0.803649	0.803649	0.803649	2077.0
weighted avg	0.803583	0.803637	0.803649	2077.0

The result of Model Number:Dataset Number:Featuregroup Number:Rescale of 55 : 0 : 6 :
1

	f1-score	precision	recall	support
AFIB	0.878749	0.888311	0.869647	204.0
GSVT	0.908487	0.904698	0.912454	300.0
SB	0.927103	0.926274	0.927934	892.0
SR	0.918342	0.918350	0.918342	681.0
macro avg	0.908170	0.909408	0.907094	2077.0
micro avg	0.916828	0.916828	0.916828	2077.0
weighted avg	0.916792	0.916831	0.916828	2077.0

The result of Model Number:Dataset Number:Featuregroup Number:Rescale of 55 : 0 : 7 :
0

	f1-score	precision	recall	support
AFIB	0.811032	0.810301	0.811842	875.0
GSVT	0.825082	0.817528	0.832842	691.0
SB	0.865825	0.858213	0.873575	1553.0
SR	0.825063	0.845460	0.805699	907.0
macro avg	0.831751	0.832876	0.830990	4026.0
micro avg	0.837875	0.837875	0.837875	4026.0
weighted avg	0.837741	0.837944	0.837875	4026.0

The result of Model Number:Dataset Number:Featuregroup Number:Rescale of 55 : 0 : 7 :
1

	f1-score	precision	recall	support
AFIB	0.720417	0.700436	0.743839	875.0
GSVT	0.729822	0.760563	0.705960	691.0
SB	0.801735	0.801330	0.802151	1553.0
SR	0.781621	0.786513	0.776796	907.0
macro avg	0.758399	0.762210	0.757186	4026.0
micro avg	0.767256	0.767256	0.767256	4026.0
weighted avg	0.767187	0.769067	0.767256	4026.0

The result of Model Number:Dataset Number:Featuregroup Number:Rescale of 55 : 0 : 8 :
0

f1-score precision recall support
AFIB 0.847368 0.863931 0.831576 204.0
GSVT 0.870652 0.864379 0.877046 300.0
SB 0.886234 0.882785 0.889711 892.0
SR 0.876547 0.879027 0.874099 681.0
macro avg 0.870200 0.872531 0.868108 2077.0
micro avg 0.877053 0.877053 0.877053 2077.0
weighted avg 0.876990 0.877042 0.877053 2077.0
The result of Model Number:Dataset Number:Featuregroup Number:Rescale of 55 : 0 : 8 :
1

f1-score precision recall support
AFIB 0.699650 0.730356 0.671599 204.0
GSVT 0.651329 0.656018 0.646973 300.0
SB 0.675479 0.641559 0.713190 892.0
SR 0.599256 0.638822 0.564432 681.0
macro avg 0.656429 0.666689 0.649048 2077.0
micro avg 0.650766 0.650766 0.650766 2077.0
weighted avg 0.649373 0.651471 0.650766 2077.0
The result of Model Number:Dataset Number:Featuregroup Number:Rescale of 55 : 0 : 9 :
0

f1-score precision recall support
AFIB 0.803622 0.809036 0.798398 875.0
GSVT 0.817964 0.806602 0.829799 691.0
SB 0.871629 0.865661 0.877688 1553.0
SR 0.836307 0.850753 0.822389 907.0
macro avg 0.832380 0.833013 0.832069 4026.0
micro avg 0.839778 0.839778 0.839778 4026.0
weighted avg 0.839680 0.839859 0.839778 4026.0
The result of Model Number:Dataset Number:Featuregroup Number:Rescale of 55 : 0 : 9 :
1

f1-score precision recall support
AFIB 0.860727 0.888683 0.834645 204.0
GSVT 0.884490 0.873212 0.896241 300.0
SB 0.909444 0.906015 0.912909 892.0
SR 0.896724 0.898348 0.895141 681.0
macro avg 0.887846 0.891565 0.884734 2077.0
micro avg 0.896989 0.896989 0.896989 2077.0
weighted avg 0.896884 0.897061 0.896989 2077.0
The result of Model Number:Dataset Number:Featuregroup Number:Rescale of 55 : 0 :
10 : 0

f1-score precision recall support
AFIB 0.620684 0.616005 0.704467 204.0
GSVT 0.752456 0.748001 0.756973 300.0
SB 0.615404 0.614120 0.616698 892.0

SR 0.761111 0.759893 0.762343 681.0
macro avg 0.687414 0.684505 0.710120 2077.0
micro avg 0.693333 0.693333 0.693333 2077.0
weighted avg 0.683492 0.681438 0.693333 2077.0
The result of Model Number:Dataset Number:Featuregroup Number:Rescale of 55 : 0 :
10 : 1

f1-score precision recall support
AFIB 0.736281 0.815811 0.671014 204.0
GSVT 0.853506 0.839625 0.867989 300.0
SB 0.910212 0.906068 0.914395 892.0
SR 0.888219 0.876916 0.899830 681.0
macro avg 0.847054 0.859605 0.838307 2077.0
micro avg 0.879012 0.879012 0.879012 2077.0
weighted avg 0.877727 0.878048 0.879012 2077.0
The result of Model Number:Dataset Number:Featuregroup Number:Rescale of 55 : 1 : 0 :
0

f1-score precision recall support
AFIB 0.878065 0.891979 0.864694 204.0
GSVT 0.900634 0.892970 0.908436 300.0
SB 0.916184 0.914142 0.918238 892.0
SR 0.907503 0.909520 0.905512 681.0
macro avg 0.900596 0.902153 0.899220 2077.0
micro avg 0.907391 0.907391 0.907391 2077.0
weighted avg 0.907347 0.907392 0.907391 2077.0
The result of Model Number:Dataset Number:Featuregroup Number:Rescale of 55 : 1 : 0 :
1

f1-score precision recall support
AFIB 0.910732 0.921382 0.900496 204.0
GSVT 0.821485 0.790122 0.937303 300.0
SB 0.762170 0.760374 0.763982 892.0
SR 0.946358 0.948177 0.944553 681.0
macro avg 0.860186 0.855014 0.886584 2077.0
micro avg 0.861630 0.861630 0.861630 2077.0
weighted avg 0.845720 0.842061 0.861630 2077.0
The result of Model Number:Dataset Number:Featuregroup Number:Rescale of 55 : 1 : 1 :
0

f1-score precision recall support
AFIB 0.814429 0.816560 0.812470 204.0
GSVT 0.832805 0.829581 0.836124 300.0
SB 0.851482 0.850346 0.852626 892.0
SR 0.844663 0.847036 0.842306 681.0
macro avg 0.835845 0.835881 0.835881 2077.0
micro avg 0.842915 0.842915 0.842915 2077.0
weighted avg 0.842909 0.842943 0.842915 2077.0

The result of Model Number:Dataset Number:Featuregroup Number:Rescale of 55 : 1 : 1 : 1

	f1-score	precision	recall	support
AFIB	0.892569	0.912960	0.873295	204.0
GSVT	0.933117	0.927309	0.939022	300.0
SB	0.953270	0.950313	0.956259	892.0
SR	0.942353	0.942789	0.941943	681.0
macro avg	0.930327	0.933343	0.927630	2077.0
micro avg	0.940927	0.940927	0.940927	2077.0
weighted avg	0.940818	0.940855	0.940927	2077.0

The result of Model Number:Dataset Number:Featuregroup Number:Rescale of 55 : 1 : 2 : 0

	f1-score	precision	recall	support
AFIB	0.912789	0.927253	0.898890	204.0
GSVT	0.936251	0.928283	0.944361	300.0
SB	0.952415	0.950293	0.954551	892.0
SR	0.943391	0.945489	0.941322	681.0
macro avg	0.936212	0.937829	0.934781	2077.0
micro avg	0.943275	0.943275	0.943275	2077.0
weighted avg	0.943230	0.943276	0.943275	2077.0

The result of Model Number:Dataset Number:Featuregroup Number:Rescale of 55 : 1 : 2 : 1

	f1-score	precision	recall	support
AFIB	0.693278	0.714708	0.673700	204.0
GSVT	0.647166	0.661236	0.634161	300.0
SB	0.682597	0.652302	0.715877	892.0
SR	0.614604	0.646186	0.586052	681.0
macro avg	0.659411	0.668608	0.652447	2077.0
micro avg	0.657365	0.657365	0.657365	2077.0
weighted avg	0.656235	0.657716	0.657365	2077.0

The result of Model Number:Dataset Number:Featuregroup Number:Rescale of 55 : 1 : 3 : 0

	f1-score	precision	recall	support
AFIB	0.724519	0.715973	0.733300	875.0
GSVT	0.738756	0.745181	0.732447	691.0
SB	0.787331	0.784318	0.790371	1553.0
SR	0.768755	0.778049	0.759688	907.0
macro avg	0.754840	0.755880	0.753952	4026.0
micro avg	0.761113	0.761113	0.761113	4026.0
weighted avg	0.761158	0.761335	0.761113	4026.0

The result of Model Number:Dataset Number:Featuregroup Number:Rescale of 55 : 1 : 3 : 1

	f1-score	precision	recall	support
AFIB	0.927397	0.941616	0.913753	204.0

GSVT 0.949386 0.941332 0.957620 300.0
SB 0.965901 0.962784 0.969042 892.0
SR 0.955976 0.959525 0.952466 681.0
macro avg 0.949665 0.951314 0.948220 2077.0
micro avg 0.956527 0.956527 0.956527 2077.0
weighted avg 0.956480 0.956538 0.956527 2077.0
The result of Model Number:Dataset Number:Featuregroup Number:Rescale of 55 : 1 : 4 :
0

f1-score precision recall support

AFIB 0.798489 0.801061 0.796007 875.0
GSVT 0.809714 0.796859 0.823065 691.0
SB 0.853166 0.846042 0.860416 1553.0
SR 0.810280 0.830859 0.790725 907.0
macro avg 0.817912 0.818705 0.817553 4026.0
micro avg 0.824307 0.824307 0.824307 4026.0
weighted avg 0.824163 0.824404 0.824307 4026.0

The result of Model Number:Dataset Number:Featuregroup Number:Rescale of 55 : 1 : 4 :
1

f1-score precision recall support

AFIB 0.642986 0.636792 0.649402 875.0
GSVT 0.659833 0.661720 0.658025 691.0
SB 0.701516 0.699902 0.703141 1553.0
SR 0.681782 0.689804 0.673959 907.0
macro avg 0.671529 0.672055 0.671132 4026.0
micro avg 0.677144 0.677144 0.677144 4026.0
weighted avg 0.677195 0.677358 0.677144 4026.0

The result of Model Number:Dataset Number:Featuregroup Number:Rescale of 55 : 1 : 5 :
0

f1-score precision recall support

AFIB 0.724543 0.725759 0.742501 204.0
GSVT 0.717731 0.745584 0.692810 300.0
SB 0.761310 0.719559 0.808516 892.0
SR 0.659893 0.720792 0.610154 681.0
macro avg 0.715869 0.727923 0.713495 2077.0
micro avg 0.720281 0.720281 0.720281 2077.0
weighted avg 0.718152 0.724331 0.720281 2077.0

The result of Model Number:Dataset Number:Featuregroup Number:Rescale of 55 : 1 : 5 :
1

f1-score precision recall support

AFIB 0.693302 0.698334 0.688393 875.0
GSVT 0.708511 0.701925 0.715274 691.0
SB 0.761441 0.756844 0.766099 1553.0
SR 0.736486 0.744709 0.728445 907.0
macro avg 0.724935 0.725453 0.724553 4026.0

micro avg 0.732004 0.732004 0.732004 4026.0
weighted avg 0.731925 0.731968 0.732004 4026.0
The result of Model Number:Dataset Number:Featuregroup Number:Rescale of 55 : 1 : 6 :
0

	f1-score	precision	recall	support
AFIB	0.668476	0.713786	0.629019	204.0
GSVT	0.629862	0.648551	0.612458	300.0
SB	0.658363	0.626759	0.693700	892.0
SR	0.584176	0.610698	0.560499	681.0
macro avg	0.635220	0.649949	0.623919	2077.0
micro avg	0.631939	0.631939	0.631939	2077.0
weighted avg	0.630916	0.633188	0.631939	2077.0

The result of Model Number:Dataset Number:Featuregroup Number:Rescale of 55 : 1 : 6 :
1

	f1-score	precision	recall	support
AFIB	0.691215	0.673056	0.734486	875.0
GSVT	0.664942	0.629376	0.758020	691.0
SB	0.630067	0.626085	0.634119	1553.0
SR	0.612010	0.622555	0.601987	907.0
macro avg	0.649558	0.637768	0.682153	4026.0
micro avg	0.669959	0.669959	0.669959	4026.0
weighted avg	0.645274	0.636063	0.669959	4026.0

The result of Model Number:Dataset Number:Featuregroup Number:Rescale of 55 : 1 : 7 :
0

	f1-score	precision	recall	support
AFIB	0.645721	0.651532	0.640217	875.0
GSVT	0.658875	0.645515	0.672955	691.0
SB	0.698741	0.690968	0.706775	1553.0
SR	0.671014	0.690960	0.652345	907.0
macro avg	0.668588	0.669744	0.668073	4026.0
micro avg	0.674243	0.674243	0.674243	4026.0
weighted avg	0.674129	0.674594	0.674243	4026.0

The result of Model Number:Dataset Number:Featuregroup Number:Rescale of 55 : 1 : 7 :
1

	f1-score	precision	recall	support
AFIB	0.780945	0.780230	0.781755	875.0
GSVT	0.796952	0.795406	0.798588	691.0
SB	0.845670	0.843786	0.847575	1553.0
SR	0.822588	0.827954	0.817321	907.0
macro avg	0.811539	0.811844	0.811309	4026.0
micro avg	0.818046	0.818046	0.818046	4026.0
weighted avg	0.818041	0.818103	0.818046	4026.0

The result of Model Number:Dataset Number:Featuregroup Number:Rescale of 55 : 1 : 8 :
0

f1-score precision recall support
AFIB 0.600284 0.666193 0.546387 204.0
GSVT 0.700913 0.692150 0.710038 300.0
SB 0.745737 0.741932 0.749583 892.0
SR 0.728267 0.718086 0.738745 681.0
macro avg 0.693801 0.704590 0.686188 2077.0
micro avg 0.720360 0.720360 0.720360 2077.0
weighted avg 0.719249 0.719484 0.720360 2077.0
The result of Model Number:Dataset Number:Featuregroup Number:Rescale of 55 : 1 : 8 :
1

f1-score precision recall support
AFIB 0.728684 0.721853 0.735739 875.0
GSVT 0.690862 0.674257 0.741649 691.0
SB 0.798853 0.795920 0.801831 1553.0
SR 0.621333 0.625691 0.617045 907.0
macro avg 0.709933 0.704430 0.724066 4026.0
micro avg 0.735507 0.735507 0.735507 4026.0
weighted avg 0.725075 0.720590 0.735507 4026.0
The result of Model Number:Dataset Number:Featuregroup Number:Rescale of 55 : 1 : 9 :
0

f1-score precision recall support
AFIB 0.740746 0.744812 0.736772 875.0
GSVT 0.741782 0.732404 0.751520 691.0
SB 0.780112 0.776982 0.783275 1553.0
SR 0.763366 0.772633 0.754366 907.0
macro avg 0.756502 0.756708 0.756483 4026.0
micro avg 0.761205 0.761205 0.761205 4026.0
weighted avg 0.761205 0.761359 0.761205 4026.0
The result of Model Number:Dataset Number:Featuregroup Number:Rescale of 55 : 1 : 9 :
1

f1-score precision recall support
AFIB 0.674242 0.672373 0.676171 875.0
GSVT 0.679577 0.682819 0.676434 691.0
SB 0.711398 0.709125 0.713688 1553.0
SR 0.700025 0.703406 0.696708 907.0
macro avg 0.691310 0.691931 0.690751 4026.0
micro avg 0.695315 0.695315 0.695315 4026.0
weighted avg 0.695299 0.695334 0.695315 4026.0
The result of Model Number:Dataset Number:Featuregroup Number:Rescale of 55 : 1 :
10 : 0

f1-score precision recall support
AFIB 0.728997 0.724636 0.733509 875.0
GSVT 0.734967 0.738935 0.731147 691.0
SB 0.778955 0.776677 0.781257 1553.0

SR 0.761353 0.766822 0.755977 907.0
macro avg 0.751068 0.751768 0.750473 4026.0
micro avg 0.756584 0.756584 0.756584 4026.0
weighted avg 0.756582 0.756669 0.756584 4026.0
The result of Model Number:Dataset Number:Featuregroup Number:Rescale of 55 : 1 :
10 : 1

f1-score precision recall support
AFIB 0.853417 0.865955 0.841315 204.0
GSVT 0.875040 0.867601 0.882626 300.0
SB 0.890163 0.886602 0.893755 892.0
SR 0.881359 0.885685 0.877086 681.0
macro avg 0.874995 0.876461 0.873696 2077.0
micro avg 0.881532 0.881532 0.881532 2077.0
weighted avg 0.881483 0.881529 0.881532 2077.0

The result of Model Number:Dataset Number:Featuregroup Number:Rescale of 56 : 0 : 0 :
0

f1-score precision recall support
AFIB 0.791878 0.797800 0.786074 204.0
GSVT 0.812112 0.807826 0.816444 300.0
SB 0.825817 0.824713 0.826927 892.0
SR 0.818544 0.820113 0.816982 681.0
macro avg 0.812088 0.812613 0.811607 2077.0
micro avg 0.818140 0.818140 0.818140 2077.0
weighted avg 0.818119 0.818122 0.818140 2077.0

The result of Model Number:Dataset Number:Featuregroup Number:Rescale of 56 : 0 : 0 :
1

f1-score precision recall support
AFIB 0.635554 0.704039 0.579722 204.0
GSVT 0.749152 0.738651 0.760149 300.0
SB 0.795418 0.792857 0.798004 892.0
SR 0.775053 0.763265 0.787232 681.0
macro avg 0.738795 0.749703 0.731277 2077.0
micro avg 0.767565 0.767565 0.767565 2077.0
weighted avg 0.766357 0.766602 0.767565 2077.0

The result of Model Number:Dataset Number:Featuregroup Number:Rescale of 56 : 0 : 1 :
0

f1-score precision recall support
AFIB 0.655811 0.655639 0.656046 875.0
GSVT 0.669510 0.666979 0.672133 691.0
SB 0.712795 0.709577 0.716053 1553.0
SR 0.688772 0.696642 0.681105 907.0
macro avg 0.681722 0.682209 0.681334 4026.0
micro avg 0.687600 0.687600 0.687600 4026.0
weighted avg 0.687569 0.687629 0.687600 4026.0

The result of Model Number:Dataset Number:Featuregroup Number:Rescale of 56 : 0 : 1 : 1

	f1-score	precision	recall	support
AFIB	0.862883	0.871319	0.854812	875.0
GSVT	0.856293	0.849795	0.863171	691.0
SB	0.906055	0.896733	0.915653	1553.0
SR	0.877295	0.891404	0.863874	907.0
macro avg	0.875632	0.877313	0.874377	4026.0
micro avg	0.881757	0.881757	0.881757	4026.0
weighted avg	0.881652	0.881953	0.881757	4026.0

The result of Model Number:Dataset Number:Featuregroup Number:Rescale of 56 : 0 : 2 : 0

	f1-score	precision	recall	support
AFIB	0.697518	0.699373	0.695714	875.0
GSVT	0.710931	0.705923	0.716053	691.0
SB	0.751538	0.743875	0.759375	1553.0
SR	0.717184	0.732805	0.702240	907.0
macro avg	0.719292	0.720494	0.718345	4026.0
micro avg	0.725232	0.725232	0.725232	4026.0
weighted avg	0.725088	0.725195	0.725232	4026.0

The result of Model Number:Dataset Number:Featuregroup Number:Rescale of 56 : 0 : 2 : 1

	f1-score	precision	recall	support
AFIB	0.885598	0.886796	0.884572	875.0
GSVT	0.899392	0.898929	0.899888	691.0
SB	0.939321	0.935961	0.942710	1553.0
SR	0.916828	0.921967	0.911805	907.0
macro avg	0.910285	0.910913	0.909744	4026.0
micro avg	0.915762	0.915762	0.915762	4026.0
weighted avg	0.915725	0.915767	0.915762	4026.0

The result of Model Number:Dataset Number:Featuregroup Number:Rescale of 56 : 0 : 3 : 0

	f1-score	precision	recall	support
AFIB	0.857963	0.867994	0.848326	204.0
GSVT	0.881565	0.877512	0.885680	300.0
SB	0.894046	0.891266	0.896850	892.0
SR	0.886347	0.888859	0.883887	681.0
macro avg	0.879980	0.881408	0.878686	2077.0
micro avg	0.886220	0.886220	0.886220	2077.0
weighted avg	0.886175	0.886205	0.886220	2077.0

The result of Model Number:Dataset Number:Featuregroup Number:Rescale of 56 : 0 : 3 : 1

	f1-score	precision	recall	support
AFIB	0.829800	0.845879	0.814692	204.0

GSVT 0.861977 0.854770 0.869466 300.0
SB 0.878061 0.876299 0.879833 892.0
SR 0.869688 0.870589 0.868793 681.0
macro avg 0.859882 0.861884 0.858196 2077.0
micro avg 0.868318 0.868318 0.868318 2077.0
weighted avg 0.868253 0.868330 0.868318 2077.0
The result of Model Number:Dataset Number:Featuregroup Number:Rescale of 56 : 0 : 4 :
0

f1-score precision recall support
AFIB 0.715743 0.722345 0.709434 204.0
GSVT 0.741911 0.741937 0.741904 300.0
SB 0.757448 0.756103 0.758805 892.0
SR 0.749410 0.749209 0.749628 681.0
macro avg 0.741128 0.742398 0.739943 2077.0
micro avg 0.748506 0.748506 0.748506 2077.0
weighted avg 0.748472 0.748481 0.748506 2077.0
The result of Model Number:Dataset Number:Featuregroup Number:Rescale of 56 : 0 : 4 :
1

f1-score precision recall support
AFIB 0.884983 0.915932 0.856466 204.0
GSVT 0.922357 0.916735 0.928175 300.0
SB 0.941298 0.937430 0.945200 892.0
SR 0.932595 0.931235 0.933965 681.0
macro avg 0.920308 0.925333 0.915952 2077.0
micro avg 0.930342 0.930342 0.930342 2077.0
weighted avg 0.930177 0.930298 0.930342 2077.0
The result of Model Number:Dataset Number:Featuregroup Number:Rescale of 56 : 0 : 5 :
0

f1-score precision recall support
AFIB 0.712338 0.719622 0.705261 875.0
GSVT 0.712124 0.701123 0.723560 691.0
SB 0.751196 0.746710 0.755742 1553.0
SR 0.731313 0.741101 0.721802 907.0
macro avg 0.726743 0.727139 0.726591 4026.0
micro avg 0.731601 0.731601 0.731601 4026.0
weighted avg 0.731565 0.731735 0.731601 4026.0
The result of Model Number:Dataset Number:Featuregroup Number:Rescale of 56 : 0 : 5 :
1

f1-score precision recall support
AFIB 0.684615 0.684941 0.684388 875.0
GSVT 0.702345 0.696266 0.708556 691.0
SB 0.750107 0.744641 0.755661 1553.0
SR 0.718062 0.732336 0.704370 907.0
macro avg 0.713782 0.714546 0.713244 4026.0

micro avg 0.720531 0.720531 0.720531 4026.0
weighted avg 0.720456 0.720591 0.720531 4026.0
The result of Model Number:Dataset Number:Featuregroup Number:Rescale of 56 : 0 : 6 :
0

	f1-score	precision	recall	support
AFIB	0.744756	0.748158	0.741426	875.0
GSVT	0.757172	0.750768	0.763741	691.0
SB	0.800346	0.792173	0.808694	1553.0
SR	0.759040	0.775041	0.743727	907.0
macro avg	0.765329	0.766535	0.764397	4026.0
micro avg	0.771722	0.771722	0.771722	4026.0
weighted avg	0.771549	0.771641	0.771722	4026.0

The result of Model Number:Dataset Number:Featuregroup Number:Rescale of 56 : 0 : 6 :
1

	f1-score	precision	recall	support
AFIB	0.817754	0.812228	0.823468	875.0
GSVT	0.837705	0.838038	0.837479	691.0
SB	0.889891	0.887620	0.892183	1553.0
SR	0.865660	0.875332	0.856211	907.0
macro avg	0.852752	0.853304	0.852335	4026.0
micro avg	0.859756	0.859756	0.859756	4026.0
weighted avg	0.859797	0.859956	0.859756	4026.0

The result of Model Number:Dataset Number:Featuregroup Number:Rescale of 56 : 0 : 7 :
0

	f1-score	precision	recall	support
AFIB	0.724912	0.738251	0.712414	204.0
GSVT	0.751657	0.745362	0.758190	300.0
SB	0.765771	0.764488	0.767059	892.0
SR	0.759010	0.759684	0.758341	681.0
macro avg	0.750337	0.751946	0.749001	2077.0
micro avg	0.757552	0.757552	0.757552	2077.0
weighted avg	0.757502	0.757573	0.757552	2077.0

The result of Model Number:Dataset Number:Featuregroup Number:Rescale of 56 : 0 : 7 :
1

	f1-score	precision	recall	support
AFIB	0.658685	0.652580	0.664942	875.0
GSVT	0.670514	0.674156	0.666923	691.0
SB	0.710448	0.708810	0.712094	1553.0
SR	0.693895	0.700299	0.687630	907.0
macro avg	0.683386	0.683961	0.682897	4026.0
micro avg	0.688582	0.688582	0.688582	4026.0
weighted avg	0.688615	0.688724	0.688582	4026.0

The result of Model Number:Dataset Number:Featuregroup Number:Rescale of 56 : 0 : 8 :
0

f1-score precision recall support
AFIB 0.789224 0.779148 0.799610 875.0
GSVT 0.803077 0.807682 0.798545 691.0
SB 0.859644 0.856034 0.863293 1553.0
SR 0.834332 0.847837 0.821266 907.0
macro avg 0.821569 0.822675 0.820679 4026.0
micro avg 0.828871 0.828871 0.828871 4026.0
weighted avg 0.828928 0.829178 0.828871 4026.0
The result of Model Number:Dataset Number:Featuregroup Number:Rescale of 56 : 0 : 8 :
1

f1-score precision recall support
AFIB 0.756073 0.753887 0.758341 875.0
GSVT 0.770086 0.769460 0.770767 691.0
SB 0.817943 0.814556 0.821366 1553.0
SR 0.793388 0.802104 0.784902 907.0
macro avg 0.784373 0.785002 0.783844 4026.0
micro avg 0.790769 0.790769 0.790769 4026.0
weighted avg 0.790751 0.790825 0.790769 4026.0
The result of Model Number:Dataset Number:Featuregroup Number:Rescale of 56 : 0 : 9 :
0

f1-score precision recall support
AFIB 0.698039 0.711661 0.685051 204.0
GSVT 0.715437 0.706205 0.724961 300.0
SB 0.727614 0.720421 0.734956 892.0
SR 0.712405 0.722304 0.702780 681.0
macro avg 0.713374 0.715148 0.711937 2077.0
micro avg 0.718061 0.718061 0.718061 2077.0
weighted avg 0.717964 0.718124 0.718061 2077.0
The result of Model Number:Dataset Number:Featuregroup Number:Rescale of 56 : 0 : 9 :
1

f1-score precision recall support
AFIB 0.853909 0.856659 0.851255 875.0
GSVT 0.865914 0.852166 0.880190 691.0
SB 0.912381 0.904763 0.920135 1553.0
SR 0.866518 0.888526 0.845607 907.0
macro avg 0.874680 0.875528 0.874297 4026.0
micro avg 0.881519 0.881519 0.881519 4026.0
weighted avg 0.881365 0.881623 0.881519 4026.0
The result of Model Number:Dataset Number:Featuregroup Number:Rescale of 56 : 0 :
10 : 0

f1-score precision recall support
AFIB 0.754742 0.766998 0.742912 875.0
GSVT 0.802691 0.805206 0.800239 691.0
SB 0.873287 0.870278 0.876322 1553.0

SR 0.826748 0.817540 0.836217 907.0
macro avg 0.814367 0.815005 0.813922 4026.0
micro avg 0.825233 0.825233 0.825233 4026.0
weighted avg 0.824921 0.824782 0.825233 4026.0
The result of Model Number:Dataset Number:Featuregroup Number:Rescale of 56 : 0 :
10 : 1

f1-score precision recall support
AFIB 0.670190 0.726137 0.623583 204.0
GSVT 0.718856 0.709817 0.728421 300.0
SB 0.737207 0.726879 0.747919 892.0
SR 0.717098 0.720457 0.714119 681.0
macro avg 0.710838 0.720823 0.703511 2077.0
micro avg 0.721808 0.721808 0.721808 2077.0
weighted avg 0.721381 0.722236 0.721808 2077.0

The result of Model Number:Dataset Number:Featuregroup Number:Rescale of 56 : 1 : 0 :
0

f1-score precision recall support
AFIB 0.782660 0.783719 0.781754 875.0
GSVT 0.794850 0.794442 0.795289 691.0
SB 0.830139 0.827169 0.833133 1553.0
SR 0.810260 0.814801 0.805821 907.0
macro avg 0.804477 0.805033 0.803999 4026.0
micro avg 0.809318 0.809318 0.809318 4026.0
weighted avg 0.809285 0.809322 0.809318 4026.0

The result of Model Number:Dataset Number:Featuregroup Number:Rescale of 56 : 1 : 0 :
1

f1-score precision recall support
AFIB 0.770421 0.845949 0.708027 204.0
GSVT 0.903907 0.891724 0.916573 300.0
SB 0.959667 0.956466 0.962894 892.0
SR 0.934727 0.922194 0.947628 681.0
macro avg 0.892180 0.904083 0.883780 2077.0
micro avg 0.926165 0.926165 0.926165 2077.0
weighted avg 0.924848 0.925023 0.926165 2077.0

The result of Model Number:Dataset Number:Featuregroup Number:Rescale of 56 : 1 : 1 :
0

f1-score precision recall support
AFIB 0.840972 0.821372 0.861667 875.0
GSVT 0.807304 0.816178 0.798675 691.0
SB 0.849558 0.794699 0.912573 1553.0
SR 0.679939 0.816475 0.582888 907.0
macro avg 0.794443 0.812181 0.788951 4026.0
micro avg 0.807687 0.807687 0.807687 4026.0
weighted avg 0.802227 0.809088 0.807687 4026.0

The result of Model Number:Dataset Number:Featuregroup Number:Rescale of 56 : 1 : 1 : 1

	f1-score	precision	recall	support
AFIB	0.883051	0.899251	0.867492	204.0
GSVT	0.894697	0.885668	0.903931	300.0
SB	0.916736	0.911964	0.921564	892.0
SR	0.904256	0.909922	0.898679	681.0
macro avg	0.899685	0.901701	0.897917	2077.0
micro avg	0.906203	0.906203	0.906203	2077.0
weighted avg	0.906152	0.906248	0.906203	2077.0

The result of Model Number:Dataset Number:Featuregroup Number:Rescale of 56 : 1 : 2 : 0

	f1-score	precision	recall	support
AFIB	0.784910	0.773091	0.803630	875.0
GSVT	0.749447	0.747266	0.755840	691.0
SB	0.800313	0.745764	0.870127	1553.0
SR	0.592841	0.792453	0.491240	907.0
macro avg	0.731878	0.764643	0.730209	4026.0
micro avg	0.750701	0.750701	0.750701	4026.0
weighted avg	0.741494	0.762479	0.750701	4026.0

The result of Model Number:Dataset Number:Featuregroup Number:Rescale of 56 : 1 : 2 : 1

	f1-score	precision	recall	support
AFIB	0.701139	0.710504	0.692214	204.0
GSVT	0.713525	0.709178	0.718034	300.0
SB	0.730724	0.730076	0.731378	892.0
SR	0.725325	0.725435	0.725219	681.0
macro avg	0.717678	0.718798	0.716712	2077.0
micro avg	0.723585	0.723585	0.723585	2077.0
weighted avg	0.723564	0.723614	0.723585	2077.0

The result of Model Number:Dataset Number:Featuregroup Number:Rescale of 56 : 1 : 3 : 0

	f1-score	precision	recall	support
AFIB	0.754431	0.742598	0.766728	875.0
GSVT	0.726943	0.747783	0.707318	691.0
SB	0.763897	0.725174	0.807032	1553.0
SR	0.620662	0.690670	0.563636	907.0
macro avg	0.716483	0.726557	0.711178	4026.0
micro avg	0.726324	0.726324	0.726324	4026.0
weighted avg	0.723228	0.725068	0.726324	4026.0

The result of Model Number:Dataset Number:Featuregroup Number:Rescale of 56 : 1 : 3 : 1

	f1-score	precision	recall	support
AFIB	0.685569	0.684941	0.686280	875.0

GSVT 0.699621 0.698264 0.701057 691.0
SB 0.742389 0.740735 0.744061 1553.0
SR 0.722126 0.726837 0.717502 907.0
macro avg 0.712426 0.712694 0.712225 4026.0
micro avg 0.718139 0.718139 0.718139 4026.0
weighted avg 0.718134 0.718189 0.718139 4026.0
The result of Model Number:Dataset Number:Featuregroup Number:Rescale of 56 : 1 : 4 :
0

f1-score precision recall support
AFIB 0.795191 0.784011 0.806733 875.0
GSVT 0.812312 0.818407 0.806328 691.0
SB 0.863801 0.861262 0.866358 1553.0
SR 0.842523 0.854179 0.831195 907.0
macro avg 0.828457 0.829465 0.827654 4026.0
micro avg 0.835174 0.835174 0.835174 4026.0
weighted avg 0.835258 0.835521 0.835174 4026.0
The result of Model Number:Dataset Number:Featuregroup Number:Rescale of 56 : 1 : 4 :
1

f1-score precision recall support
AFIB 0.729877 0.724441 0.735468 875.0
GSVT 0.743489 0.746144 0.740898 691.0
SB 0.788933 0.787064 0.790812 1553.0
SR 0.770929 0.777870 0.764139 907.0
macro avg 0.758307 0.758880 0.757829 4026.0
micro avg 0.764208 0.764208 0.764208 4026.0
weighted avg 0.764242 0.764359 0.764208 4026.0
The result of Model Number:Dataset Number:Featuregroup Number:Rescale of 56 : 1 : 5 :
0

f1-score precision recall support
AFIB 0.591288 0.596185 0.666005 204.0
GSVT 0.641212 0.613767 0.723437 300.0
SB 0.585450 0.583416 0.587501 892.0
SR 0.579629 0.579739 0.579524 681.0
macro avg 0.599395 0.593277 0.639117 2077.0
micro avg 0.612230 0.612230 0.612230 2077.0
weighted avg 0.592169 0.587848 0.612230 2077.0
The result of Model Number:Dataset Number:Featuregroup Number:Rescale of 56 : 1 : 5 :
1

f1-score precision recall support
AFIB 0.813540 0.811962 0.815228 875.0
GSVT 0.828816 0.814315 0.843923 691.0
SB 0.887896 0.875298 0.900871 1553.0
SR 0.841072 0.878566 0.806683 907.0
macro avg 0.842831 0.845035 0.841677 4026.0

micro avg 0.851264 0.851264 0.851264 4026.0
weighted avg 0.851047 0.851802 0.851264 4026.0
The result of Model Number:Dataset Number:Featuregroup Number:Rescale of 56 : 1 : 6 :
0

	f1-score	precision	recall	support
AFIB	0.906010	0.907826	0.904241	875.0
GSVT	0.908254	0.903351	0.913235	691.0
SB	0.949431	0.944358	0.954564	1553.0
SR	0.926717	0.937707	0.916008	907.0
macro avg	0.922603	0.923311	0.922012	4026.0
micro avg	0.927847	0.927847	0.927847	4026.0
weighted avg	0.927809	0.927882	0.927847	4026.0

The result of Model Number:Dataset Number:Featuregroup Number:Rescale of 56 : 1 : 6 :
1

	f1-score	precision	recall	support
AFIB	0.640382	0.665267	0.617339	875.0
GSVT	0.688432	0.683348	0.693683	691.0
SB	0.756534	0.752636	0.760477	1553.0
SR	0.711967	0.698391	0.726159	907.0
macro avg	0.699329	0.699910	0.699415	4026.0
micro avg	0.710172	0.710172	0.710172	4026.0
weighted avg	0.709561	0.709535	0.710172	4026.0

The result of Model Number:Dataset Number:Featuregroup Number:Rescale of 56 : 1 : 7 :
0

	f1-score	precision	recall	support
AFIB	0.701652	0.696791	0.706722	875.0
GSVT	0.712476	0.715368	0.709724	691.0
SB	0.773038	0.765000	0.781251	1553.0
SR	0.734007	0.751086	0.717754	907.0
macro avg	0.730293	0.732061	0.728863	4026.0
micro avg	0.738472	0.738472	0.738472	4026.0
weighted avg	0.738336	0.738523	0.738472	4026.0

The result of Model Number:Dataset Number:Featuregroup Number:Rescale of 56 : 1 : 7 :
1

	f1-score	precision	recall	support
AFIB	0.818512	0.808607	0.828699	875.0
GSVT	0.829591	0.838097	0.821321	691.0
SB	0.881110	0.878243	0.884003	1553.0
SR	0.861838	0.870694	0.853191	907.0
macro avg	0.847763	0.848910	0.846803	4026.0
micro avg	0.854283	0.854283	0.854283	4026.0
weighted avg	0.854321	0.854517	0.854283	4026.0

The result of Model Number:Dataset Number:Featuregroup Number:Rescale of 56 : 1 : 8 :
0

f1-score precision recall support
AFIB 0.781083 0.812609 0.751974 204.0
GSVT 0.810150 0.796989 0.823892 300.0
SB 0.831109 0.824427 0.837910 892.0
SR 0.808749 0.814573 0.803050 681.0
macro avg 0.807772 0.812149 0.804206 2077.0
micro avg 0.816015 0.816015 0.816015 2077.0
weighted avg 0.815837 0.816072 0.816015 2077.0
The result of Model Number:Dataset Number:Featuregroup Number:Rescale of 56 : 1 : 8 :
1

f1-score precision recall support
AFIB 0.858807 0.852194 0.865588 875.0
GSVT 0.869957 0.873996 0.866145 691.0
SB 0.932280 0.927321 0.937313 1553.0
SR 0.904812 0.917533 0.892538 907.0
macro avg 0.891464 0.892761 0.890396 4026.0
micro avg 0.899423 0.899423 0.899423 4026.0
weighted avg 0.899427 0.899636 0.899423 4026.0
The result of Model Number:Dataset Number:Featuregroup Number:Rescale of 56 : 1 : 9 :
0

f1-score precision recall support
AFIB 0.797573 0.802121 0.793207 204.0
GSVT 0.813983 0.808112 0.819948 300.0
SB 0.830423 0.827390 0.833493 892.0
SR 0.821591 0.826986 0.816287 681.0
macro avg 0.815892 0.816152 0.815734 2077.0
micro avg 0.821938 0.821938 0.821938 2077.0
weighted avg 0.821926 0.821991 0.821938 2077.0
The result of Model Number:Dataset Number:Featuregroup Number:Rescale of 56 : 1 : 9 :
1

f1-score precision recall support
AFIB 0.763113 0.773306 0.753400 204.0
GSVT 0.776594 0.771863 0.781502 300.0
SB 0.795314 0.794609 0.796025 892.0
SR 0.789437 0.789557 0.789322 681.0
macro avg 0.781114 0.782334 0.780062 2077.0
micro avg 0.787543 0.787543 0.787543 2077.0
weighted avg 0.787520 0.787575 0.787543 2077.0
The result of Model Number:Dataset Number:Featuregroup Number:Rescale of 56 : 1 :
10 : 0

f1-score precision recall support
AFIB 0.735172 0.737217 0.733177 875.0
GSVT 0.752013 0.751804 0.752229 691.0
SB 0.800917 0.793389 0.808598 1553.0

SR 0.779695 0.790939 0.768776 907.0
macro avg 0.766949 0.768338 0.765695 4026.0
micro avg 0.773560 0.773560 0.773560 4026.0
weighted avg 0.773454 0.773492 0.773560 4026.0
The result of Model Number:Dataset Number:Featuregroup Number:Rescale of 56 : 1 : 10 : 1

f1-score precision recall support
AFIB 0.852737 0.851717 0.853904 875.0
GSVT 0.869360 0.872350 0.866480 691.0
SB 0.920782 0.915109 0.926532 1553.0
SR 0.902044 0.910854 0.893502 907.0
macro avg 0.886231 0.887508 0.885105 4026.0
micro avg 0.892999 0.892999 0.892999 4026.0
weighted avg 0.892946 0.893034 0.892999 4026.0
The result of Model Number:Dataset Number:Featuregroup Number:Rescale of 57 : 0 : 0 : 0

f1-score precision recall support
AFIB 0.670696 0.684150 0.657893 204.0
GSVT 0.686239 0.679106 0.693560 300.0
SB 0.698931 0.696212 0.701673 892.0
SR 0.691586 0.694472 0.688741 681.0
macro avg 0.686863 0.688485 0.685467 2077.0
micro avg 0.691961 0.691961 0.691961 2077.0
weighted avg 0.691916 0.691986 0.691961 2077.0
The result of Model Number:Dataset Number:Featuregroup Number:Rescale of 57 : 0 : 0 : 1

f1-score precision recall support
AFIB 0.843325 0.913725 0.784678 204.0
GSVT 0.904563 0.893189 0.916600 300.0
SB 0.927656 0.914660 0.941134 892.0
SR 0.902351 0.906578 0.898603 681.0
macro avg 0.894474 0.907038 0.885254 2077.0
micro avg 0.908278 0.908278 0.908278 2077.0
weighted avg 0.907741 0.908817 0.908278 2077.0
The result of Model Number:Dataset Number:Featuregroup Number:Rescale of 57 : 0 : 1 : 0

f1-score precision recall support
AFIB 0.880669 0.898412 0.864178 204.0
GSVT 0.908927 0.901627 0.916521 300.0
SB 0.928604 0.927669 0.929541 892.0
SR 0.920140 0.919612 0.920679 681.0
macro avg 0.909585 0.911830 0.907730 2077.0
micro avg 0.918335 0.918335 0.918335 2077.0
weighted avg 0.918279 0.918392 0.918335 2077.0

The result of Model Number:Dataset Number:Featuregroup Number:Rescale of 57 : 0 : 1 :
1

	f1-score	precision	recall	support
AFIB	0.728442	0.717554	0.739692	875.0
GSVT	0.742408	0.748758	0.736178	691.0
SB	0.793246	0.790515	0.796002	1553.0
SR	0.770028	0.781513	0.758902	907.0
macro avg	0.758531	0.759585	0.757693	4026.0
micro avg	0.765138	0.765138	0.765138	4026.0
weighted avg	0.765206	0.765463	0.765138	4026.0

The result of Model Number:Dataset Number:Featuregroup Number:Rescale of 57 : 0 : 2 :
0

	f1-score	precision	recall	support
AFIB	0.722537	0.727696	0.717580	204.0
GSVT	0.747802	0.747320	0.748299	300.0
SB	0.762764	0.761072	0.764472	892.0
SR	0.755946	0.756860	0.755057	681.0
macro avg	0.747262	0.748237	0.746352	2077.0
micro avg	0.754443	0.754443	0.754443	2077.0
weighted avg	0.754416	0.754427	0.754443	2077.0

The result of Model Number:Dataset Number:Featuregroup Number:Rescale of 57 : 0 : 2 :
1

	f1-score	precision	recall	support
AFIB	0.835619	0.826289	0.845171	875.0
GSVT	0.852244	0.860050	0.844592	691.0
SB	0.908957	0.905997	0.911940	1553.0
SR	0.885394	0.894263	0.876701	907.0
macro avg	0.870553	0.871650	0.869601	4026.0
micro avg	0.877931	0.877931	0.877931	4026.0
weighted avg	0.877976	0.878144	0.877931	4026.0

The result of Model Number:Dataset Number:Featuregroup Number:Rescale of 57 : 0 : 3 :
0

	f1-score	precision	recall	support
AFIB	0.652244	0.657414	0.647171	875.0
GSVT	0.660513	0.657601	0.663473	691.0
SB	0.702378	0.699601	0.705182	1553.0
SR	0.685118	0.687054	0.683226	907.0
macro avg	0.675063	0.675417	0.674763	4026.0
micro avg	0.680469	0.680469	0.680469	4026.0
weighted avg	0.680408	0.680397	0.680469	4026.0

The result of Model Number:Dataset Number:Featuregroup Number:Rescale of 57 : 0 : 3 :
1

	f1-score	precision	recall	support
AFIB	0.638481	0.628259	0.718420	204.0

GSVT 0.747492 0.738819 0.756644 300.0
SB 0.772521 0.769604 0.775465 892.0
SR 0.606134 0.609268 0.603135 681.0
macro avg 0.691157 0.686487 0.713416 2077.0
micro avg 0.710641 0.710641 0.710641 2077.0
weighted avg 0.701186 0.698704 0.710641 2077.0
The result of Model Number:Dataset Number:Featuregroup Number:Rescale of 57 : 0 : 4 :
0

f1-score precision recall support
AFIB 0.726108 0.723155 0.729103 875.0
GSVT 0.736722 0.741175 0.732350 691.0
SB 0.777012 0.776066 0.777962 1553.0
SR 0.760802 0.762007 0.759623 907.0
macro avg 0.750161 0.750601 0.749759 4026.0
micro avg 0.755383 0.755383 0.755383 4026.0
weighted avg 0.755381 0.755411 0.755383 4026.0
The result of Model Number:Dataset Number:Featuregroup Number:Rescale of 57 : 0 : 4 :
1

f1-score precision recall support
AFIB 0.678178 0.684784 0.671863 204.0
GSVT 0.693861 0.690675 0.697100 300.0
SB 0.703449 0.701029 0.705892 892.0
SR 0.697509 0.700215 0.694857 681.0
macro avg 0.693249 0.694176 0.692428 2077.0
micro avg 0.697661 0.697661 0.697661 2077.0
weighted avg 0.697635 0.697671 0.697661 2077.0
The result of Model Number:Dataset Number:Featuregroup Number:Rescale of 57 : 0 : 5 :
0

f1-score precision recall support
AFIB 0.705343 0.719992 0.691440 875.0
GSVT 0.687849 0.663959 0.743998 691.0
SB 0.810738 0.807082 0.814441 1553.0
SR 0.616361 0.606410 0.626700 907.0
macro avg 0.705073 0.699361 0.719144 4026.0
micro avg 0.733322 0.733322 0.733322 4026.0
weighted avg 0.722949 0.718381 0.733322 4026.0
The result of Model Number:Dataset Number:Featuregroup Number:Rescale of 57 : 0 : 5 :
1

f1-score precision recall support
AFIB 0.844379 0.871444 0.819196 204.0
GSVT 0.869640 0.854679 0.885263 300.0
SB 0.884684 0.875938 0.893608 892.0
SR 0.861029 0.871803 0.850536 681.0
macro avg 0.864933 0.868466 0.862151 2077.0

micro avg 0.870972 0.870972 0.870972 2077.0
weighted avg 0.870796 0.871070 0.870972 2077.0
The result of Model Number:Dataset Number:Featuregroup Number:Rescale of 57 : 0 : 6 :
0

	f1-score	precision	recall	support
AFIB	0.643601	0.625058	0.706154	875.0
GSVT	0.709335	0.707069	0.711706	691.0
SB	0.598783	0.589958	0.607924	1553.0
SR	0.716971	0.730965	0.703593	907.0
macro avg	0.667172	0.663263	0.682344	4026.0
micro avg	0.668639	0.668639	0.668639	4026.0
weighted avg	0.654124	0.649454	0.668639	4026.0

The result of Model Number:Dataset Number:Featuregroup Number:Rescale of 57 : 0 : 6 :
1

	f1-score	precision	recall	support
AFIB	0.563633	0.622586	0.515043	204.0
GSVT	0.663075	0.654320	0.672138	300.0
SB	0.703188	0.700455	0.705947	892.0
SR	0.686291	0.676510	0.696366	681.0
macro avg	0.654047	0.663468	0.647373	2077.0
micro avg	0.679172	0.679172	0.679172	2077.0
weighted avg	0.678147	0.678292	0.679172	2077.0

The result of Model Number:Dataset Number:Featuregroup Number:Rescale of 57 : 0 : 7 :
0

	f1-score	precision	recall	support
AFIB	0.702869	0.708426	0.697423	875.0
GSVT	0.720556	0.719032	0.722112	691.0
SB	0.768133	0.761344	0.775055	1553.0
SR	0.747685	0.755018	0.740511	907.0
macro avg	0.734811	0.735955	0.733775	4026.0
micro avg	0.741313	0.741313	0.741313	4026.0
weighted avg	0.741176	0.741155	0.741313	4026.0

The result of Model Number:Dataset Number:Featuregroup Number:Rescale of 57 : 0 : 7 :
1

	f1-score	precision	recall	support
AFIB	0.647154	0.637232	0.657499	875.0
GSVT	0.669469	0.676031	0.663165	691.0
SB	0.712494	0.710830	0.714189	1553.0
SR	0.694695	0.703504	0.686120	907.0
macro avg	0.680953	0.681899	0.680243	4026.0
micro avg	0.686787	0.686787	0.686787	4026.0
weighted avg	0.686899	0.687211	0.686787	4026.0

The result of Model Number:Dataset Number:Featuregroup Number:Rescale of 57 : 0 : 8 :
0

f1-score precision recall support
AFIB 0.887143 0.893352 0.881052 204.0
GSVT 0.907784 0.903308 0.912318 300.0
SB 0.925826 0.924285 0.927383 892.0
SR 0.916612 0.918788 0.914457 681.0
macro avg 0.909341 0.909934 0.908803 2077.0
micro avg 0.916419 0.916419 0.916419 2077.0
weighted avg 0.916400 0.916415 0.916419 2077.0
The result of Model Number:Dataset Number:Featuregroup Number:Rescale of 57 : 0 : 8 :
1

f1-score precision recall support
AFIB 0.627159 0.583211 0.736480 875.0
GSVT 0.537870 0.502177 0.608385 691.0
SB 0.642720 0.637297 0.648251 1553.0
SR 0.619489 0.634505 0.605383 907.0
macro avg 0.606810 0.589298 0.649625 4026.0
micro avg 0.650926 0.650926 0.650926 4026.0
weighted avg 0.616109 0.601722 0.650926 4026.0
The result of Model Number:Dataset Number:Featuregroup Number:Rescale of 57 : 0 : 9 :
0

f1-score precision recall support
AFIB 0.902200 0.899279 0.905168 875.0
GSVT 0.912662 0.915497 0.909934 691.0
SB 0.963006 0.960910 0.965115 1553.0
SR 0.945247 0.949707 0.940865 907.0
macro avg 0.930779 0.931348 0.930270 4026.0
micro avg 0.937152 0.937152 0.937152 4026.0
weighted avg 0.937149 0.937197 0.937152 4026.0
The result of Model Number:Dataset Number:Featuregroup Number:Rescale of 57 : 0 : 9 :
1

f1-score precision recall support
AFIB 0.706034 0.697797 0.716309 875.0
GSVT 0.726467 0.717661 0.736076 691.0
SB 0.737416 0.708952 0.779169 1553.0
SR 0.585547 0.616434 0.557642 907.0
macro avg 0.688866 0.685211 0.697299 4026.0
micro avg 0.708204 0.708204 0.708204 4026.0
weighted avg 0.694503 0.687179 0.708204 4026.0
The result of Model Number:Dataset Number:Featuregroup Number:Rescale of 57 : 0 :
10 : 0

f1-score precision recall support
AFIB 0.700227 0.701833 0.698703 875.0
GSVT 0.702668 0.700687 0.704683 691.0
SB 0.737439 0.731332 0.743658 1553.0

SR 0.715316 0.726051 0.704924 907.0
macro avg 0.713912 0.714976 0.712992 4026.0
micro avg 0.718472 0.718472 0.718472 4026.0
weighted avg 0.718399 0.718471 0.718472 4026.0
The result of Model Number:Dataset Number:Featuregroup Number:Rescale of 57 : 0 :
10 : 1

f1-score precision recall support
AFIB 0.898188 0.915745 0.881449 204.0
GSVT 0.922868 0.916219 0.929646 300.0
SB 0.939385 0.935729 0.943071 892.0
SR 0.929117 0.931746 0.926522 681.0
macro avg 0.922389 0.924860 0.920172 2077.0
micro avg 0.929654 0.929654 0.929654 2077.0
weighted avg 0.929586 0.929642 0.929654 2077.0

The result of Model Number:Dataset Number:Featuregroup Number:Rescale of 57 : 1 : 0 :
0

f1-score precision recall support
AFIB 0.662174 0.678064 0.647313 204.0
GSVT 0.685719 0.681745 0.689823 300.0
SB 0.700364 0.697795 0.702954 892.0
SR 0.694278 0.694793 0.693771 681.0
macro avg 0.685634 0.688099 0.683465 2077.0
micro avg 0.692582 0.692582 0.692582 2077.0
weighted avg 0.692502 0.692554 0.692582 2077.0

The result of Model Number:Dataset Number:Featuregroup Number:Rescale of 57 : 1 : 0 :
1

f1-score precision recall support
AFIB 0.765011 0.770514 0.759588 875.0
GSVT 0.763792 0.759219 0.768433 691.0
SB 0.805689 0.796762 0.814820 1553.0
SR 0.773121 0.786914 0.759828 907.0
macro avg 0.776903 0.778352 0.775667 4026.0
micro avg 0.782465 0.782465 0.782465 4026.0
weighted avg 0.782320 0.782395 0.782465 4026.0

The result of Model Number:Dataset Number:Featuregroup Number:Rescale of 57 : 1 : 1 :
0

f1-score precision recall support
AFIB 0.803520 0.786258 0.821600 875.0
GSVT 0.832129 0.844197 0.820457 691.0
SB 0.885834 0.885666 0.886007 1553.0
SR 0.863633 0.873671 0.853827 907.0
macro avg 0.846279 0.847448 0.845473 4026.0
micro avg 0.853508 0.853508 0.853508 4026.0
weighted avg 0.853725 0.854241 0.853508 4026.0

The result of Model Number:Dataset Number:Featuregroup Number:Rescale of 57 : 1 : 1 : 1

	f1-score	precision	recall	support
AFIB	0.901187	0.939811	0.865955	204.0
GSVT	0.931470	0.917397	0.946042	300.0
SB	0.949945	0.940551	0.959532	892.0
SR	0.924209	0.932116	0.916470	681.0
macro avg	0.926703	0.932468	0.922000	2077.0
micro avg	0.934273	0.934273	0.934273	2077.0
weighted avg	0.934049	0.934368	0.934273	2077.0

The result of Model Number:Dataset Number:Featuregroup Number:Rescale of 57 : 1 : 2 : 0

	f1-score	precision	recall	support
AFIB	0.886128	0.889177	0.883212	875.0
GSVT	0.902951	0.884936	0.921878	691.0
SB	0.955846	0.950677	0.961077	1553.0
SR	0.918876	0.940240	0.898515	907.0
macro avg	0.915950	0.916258	0.916170	4026.0
micro avg	0.923332	0.923332	0.923332	4026.0
weighted avg	0.923286	0.923676	0.923332	4026.0

The result of Model Number:Dataset Number:Featuregroup Number:Rescale of 57 : 1 : 2 : 1

	f1-score	precision	recall	support
AFIB	0.775078	0.809526	0.743550	204.0
GSVT	0.807377	0.801039	0.813835	300.0
SB	0.819710	0.813387	0.826140	892.0
SR	0.810641	0.811980	0.809336	681.0
macro avg	0.803202	0.808983	0.798215	2077.0
micro avg	0.810741	0.810741	0.810741	2077.0
weighted avg	0.810572	0.810763	0.810741	2077.0

The result of Model Number:Dataset Number:Featuregroup Number:Rescale of 57 : 1 : 3 : 0

	f1-score	precision	recall	support
AFIB	0.778409	0.785413	0.771773	875.0
GSVT	0.794266	0.778161	0.811239	691.0
SB	0.842324	0.832953	0.852009	1553.0
SR	0.808899	0.832944	0.786394	907.0
macro avg	0.805975	0.807368	0.805354	4026.0
micro avg	0.812791	0.812791	0.812791	4026.0
weighted avg	0.812654	0.813215	0.812791	4026.0

The result of Model Number:Dataset Number:Featuregroup Number:Rescale of 57 : 1 : 3 : 1

	f1-score	precision	recall	support
AFIB	0.704917	0.759859	0.657712	204.0

GSVT 0.726413 0.738710 0.714550 300.0
SB 0.769861 0.762776 0.777103 892.0
SR 0.739220 0.728501 0.750294 681.0
macro avg 0.735103 0.747461 0.724915 2077.0
micro avg 0.747552 0.747552 0.747552 2077.0
weighted avg 0.747161 0.747775 0.747552 2077.0
The result of Model Number:Dataset Number:Featuregroup Number:Rescale of 57 : 1 : 4 :
0

f1-score precision recall support
AFIB 0.815272 0.851506 0.782108 204.0
GSVT 0.849245 0.842579 0.856038 300.0
SB 0.862218 0.855567 0.868982 892.0
SR 0.852679 0.854087 0.851306 681.0
macro avg 0.844854 0.850935 0.839608 2077.0
micro avg 0.852784 0.852784 0.852784 2077.0
weighted avg 0.852606 0.852807 0.852784 2077.0
The result of Model Number:Dataset Number:Featuregroup Number:Rescale of 57 : 1 : 4 :
1

f1-score precision recall support
AFIB 0.743308 0.743070 0.743584 875.0
GSVT 0.754385 0.744688 0.764426 691.0
SB 0.797944 0.796208 0.799690 1553.0
SR 0.775866 0.787239 0.764829 907.0
macro avg 0.767876 0.767801 0.768133 4026.0
micro avg 0.773590 0.773590 0.773590 4026.0
weighted avg 0.773619 0.773796 0.773590 4026.0
The result of Model Number:Dataset Number:Featuregroup Number:Rescale of 57 : 1 : 5 :
0

f1-score precision recall support
AFIB 0.814678 0.834499 0.795976 204.0
GSVT 0.824918 0.813562 0.836706 300.0
SB 0.841575 0.833171 0.850157 892.0
SR 0.826882 0.837733 0.816332 681.0
macro avg 0.827013 0.829741 0.824793 2077.0
micro avg 0.831802 0.831802 0.831802 2077.0
weighted avg 0.831710 0.831965 0.831802 2077.0
The result of Model Number:Dataset Number:Featuregroup Number:Rescale of 57 : 1 : 5 :
1

f1-score precision recall support
AFIB 0.643015 0.635016 0.651290 875.0
GSVT 0.663147 0.671451 0.655112 691.0
SB 0.707485 0.706719 0.708259 1553.0
SR 0.688404 0.691934 0.684913 907.0
macro avg 0.675513 0.676280 0.674893 4026.0

micro avg 0.681496 0.681496 0.681496 4026.0
weighted avg 0.681565 0.681751 0.681496 4026.0
The result of Model Number:Dataset Number:Featuregroup Number:Rescale of 57 : 1 : 6 :
0

	f1-score	precision	recall	support
AFIB	0.825796	0.845244	0.807295	875.0
GSVT	0.870512	0.872710	0.868382	691.0
SB	0.946697	0.942773	0.950658	1553.0
SR	0.900789	0.886602	0.915479	907.0
macro avg	0.885949	0.886832	0.885453	4026.0
micro avg	0.897453	0.897453	0.897453	4026.0
weighted avg	0.897002	0.896897	0.897453	4026.0

The result of Model Number:Dataset Number:Featuregroup Number:Rescale of 57 : 1 : 6 :
1

	f1-score	precision	recall	support
AFIB	0.891026	0.903978	0.878843	204.0
GSVT	0.910676	0.898356	0.923413	300.0
SB	0.924383	0.914749	0.934228	892.0
SR	0.906061	0.921055	0.891564	681.0
macro avg	0.908037	0.909534	0.907012	2077.0
micro avg	0.913237	0.913237	0.913237	2077.0
weighted avg	0.913120	0.913391	0.913237	2077.0

The result of Model Number:Dataset Number:Featuregroup Number:Rescale of 57 : 1 : 7 :
0

	f1-score	precision	recall	support
AFIB	0.750042	0.804255	0.703192	204.0
GSVT	0.710445	0.714288	0.706934	300.0
SB	0.742074	0.697577	0.792652	892.0
SR	0.651597	0.703219	0.607118	681.0
macro avg	0.713539	0.729835	0.702474	2077.0
micro avg	0.710652	0.710652	0.710652	2077.0
weighted avg	0.708623	0.712318	0.710652	2077.0

The result of Model Number:Dataset Number:Featuregroup Number:Rescale of 57 : 1 : 7 :
1

	f1-score	precision	recall	support
AFIB	0.581085	0.642527	0.530669	204.0
GSVT	0.668614	0.660876	0.676663	300.0
SB	0.706911	0.704004	0.709843	892.0
SR	0.691730	0.681484	0.702296	681.0
macro avg	0.662085	0.672223	0.654868	2077.0
micro avg	0.684978	0.684978	0.684978	2077.0
weighted avg	0.684043	0.684353	0.684978	2077.0

The result of Model Number:Dataset Number:Featuregroup Number:Rescale of 57 : 1 : 8 :
0

f1-score precision recall support
AFIB 0.754592 0.779105 0.731718 204.0
GSVT 0.768897 0.762014 0.776058 300.0
SB 0.787180 0.781785 0.792652 892.0
SR 0.774342 0.777609 0.771148 681.0
macro avg 0.771253 0.775128 0.767894 2077.0
micro avg 0.777220 0.777220 0.777220 2077.0
weighted avg 0.777129 0.777297 0.777220 2077.0
The result of Model Number:Dataset Number:Featuregroup Number:Rescale of 57 : 1 : 8 :
1

f1-score precision recall support
AFIB 0.847201 0.845061 0.849484 875.0
GSVT 0.863729 0.858981 0.868577 691.0
SB 0.904393 0.898941 0.909924 1553.0
SR 0.877728 0.893569 0.862454 907.0
macro avg 0.873263 0.874138 0.872610 4026.0
micro avg 0.878998 0.878998 0.878998 4026.0
weighted avg 0.878976 0.879162 0.878998 4026.0
The result of Model Number:Dataset Number:Featuregroup Number:Rescale of 57 : 1 : 9 :
0

f1-score precision recall support
AFIB 0.619719 0.610388 0.634500 875.0
GSVT 0.591720 0.589998 0.596768 691.0
SB 0.631881 0.588812 0.687002 1553.0
SR 0.468073 0.625675 0.387855 907.0
macro avg 0.577848 0.603718 0.576531 4026.0
micro avg 0.592711 0.592711 0.592711 4026.0
weighted avg 0.585441 0.602010 0.592711 4026.0
The result of Model Number:Dataset Number:Featuregroup Number:Rescale of 57 : 1 : 9 :
1

f1-score precision recall support
AFIB 0.773988 0.768068 0.780103 875.0
GSVT 0.791797 0.796126 0.787560 691.0
SB 0.838449 0.837861 0.839043 1553.0
SR 0.816178 0.820137 0.812299 907.0
macro avg 0.805103 0.805548 0.804751 4026.0
micro avg 0.811372 0.811372 0.811372 4026.0
weighted avg 0.811415 0.811536 0.811372 4026.0
The result of Model Number:Dataset Number:Featuregroup Number:Rescale of 57 : 1 :
10 : 0

f1-score precision recall support
AFIB 0.814688 0.808206 0.821350 875.0
GSVT 0.782385 0.767509 0.797914 691.0
SB 0.821141 0.757985 0.895793 1553.0

SR 0.628766 0.803970 0.516377 907.0
macro avg 0.761745 0.784417 0.757859 4026.0
micro avg 0.777338 0.777338 0.777338 4026.0
weighted avg 0.769747 0.780894 0.777338 4026.0
The result of Model Number:Dataset Number:Featuregroup Number:Rescale of 57 : 1 :
10 : 1

f1-score precision recall support
AFIB 0.713401 0.698156 0.729368 875.0
GSVT 0.738772 0.750069 0.727876 691.0
SB 0.787529 0.787633 0.787428 1553.0
SR 0.767241 0.775186 0.759459 907.0
macro avg 0.751736 0.752761 0.751033 4026.0
micro avg 0.758287 0.758287 0.758287 4026.0
weighted avg 0.758479 0.758935 0.758287 4026.0
The result of Model Number:Dataset Number:Featuregroup Number:Rescale of 58 : 0 : 0 :
0

f1-score precision recall support
AFIB 0.703686 0.695348 0.712286 875.0
GSVT 0.713702 0.720601 0.707003 691.0
SB 0.757476 0.754578 0.760402 1553.0
SR 0.739816 0.748351 0.731494 907.0
macro avg 0.728670 0.729719 0.727796 4026.0
micro avg 0.734267 0.734267 0.734267 4026.0
weighted avg 0.734294 0.734471 0.734267 4026.0
The result of Model Number:Dataset Number:Featuregroup Number:Rescale of 58 : 0 : 0 :
1

f1-score precision recall support
AFIB 0.701832 0.720378 0.684286 204.0
GSVT 0.721080 0.715089 0.727303 300.0
SB 0.740949 0.738230 0.743690 892.0
SR 0.729477 0.730361 0.728615 681.0
macro avg 0.723335 0.726015 0.720974 2077.0
micro avg 0.730546 0.730546 0.730546 2077.0
weighted avg 0.730476 0.730554 0.730546 2077.0
The result of Model Number:Dataset Number:Featuregroup Number:Rescale of 58 : 0 : 1 :
0

f1-score precision recall support
AFIB 0.673372 0.698232 0.650284 204.0
GSVT 0.687765 0.680706 0.695078 300.0
SB 0.706602 0.703307 0.709929 892.0
SR 0.695585 0.696021 0.695172 681.0
macro avg 0.690831 0.694567 0.687616 2077.0
micro avg 0.697087 0.697087 0.697087 2077.0
weighted avg 0.697005 0.697155 0.697087 2077.0

The result of Model Number:Dataset Number:Featuregroup Number:Rescale of 58 : 0 : 1 : 1

	f1-score	precision	recall	support
AFIB	0.725756	0.721693	0.729900	875.0
GSVT	0.731666	0.735983	0.727445	691.0
SB	0.770750	0.768338	0.773180	1553.0
SR	0.755491	0.760489	0.750576	907.0
macro avg	0.745916	0.746626	0.745275	4026.0
micro avg	0.750832	0.750832	0.750832	4026.0
weighted avg	0.750825	0.750879	0.750832	4026.0

The result of Model Number:Dataset Number:Featuregroup Number:Rescale of 58 : 0 : 2 : 0

	f1-score	precision	recall	support
AFIB	0.672461	0.689206	0.656542	875.0
GSVT	0.710503	0.713520	0.707542	691.0
SB	0.770670	0.767721	0.773646	1553.0
SR	0.733076	0.719416	0.747305	907.0
macro avg	0.721677	0.722466	0.721259	4026.0
micro avg	0.730915	0.730915	0.730915	4026.0
weighted avg	0.730529	0.730471	0.730915	4026.0

The result of Model Number:Dataset Number:Featuregroup Number:Rescale of 58 : 0 : 2 : 1

	f1-score	precision	recall	support
AFIB	0.892279	0.909720	0.875650	204.0
GSVT	0.916797	0.910191	0.923530	300.0
SB	0.933205	0.929573	0.936867	892.0
SR	0.923004	0.925616	0.920427	681.0
macro avg	0.916321	0.918775	0.914118	2077.0
micro avg	0.923537	0.923537	0.923537	2077.0
weighted avg	0.923471	0.923526	0.923537	2077.0

The result of Model Number:Dataset Number:Featuregroup Number:Rescale of 58 : 0 : 3 : 0

	f1-score	precision	recall	support
AFIB	0.762462	0.780587	0.745244	204.0
GSVT	0.782256	0.779238	0.785380	300.0
SB	0.801640	0.799852	0.803438	892.0
SR	0.791555	0.789962	0.793182	681.0
macro avg	0.784478	0.787410	0.781811	2077.0
micro avg	0.791751	0.791751	0.791751	2077.0
weighted avg	0.791686	0.791739	0.791751	2077.0

The result of Model Number:Dataset Number:Featuregroup Number:Rescale of 58 : 0 : 3 : 1

	f1-score	precision	recall	support
AFIB	0.876289	0.897317	0.856623	204.0

GSVT 0.907448 0.902188 0.912879 300.0
SB 0.926828 0.923428 0.930256 892.0
SR 0.918774 0.919455 0.918104 681.0
macro avg 0.907335 0.910597 0.904465 2077.0
micro avg 0.916529 0.916529 0.916529 2077.0
weighted avg 0.916424 0.916493 0.916529 2077.0
The result of Model Number:Dataset Number:Featuregroup Number:Rescale of 58 : 0 : 4 :
0

f1-score precision recall support
AFIB 0.695801 0.687381 0.704461 875.0
GSVT 0.705220 0.712450 0.698190 691.0
SB 0.749015 0.746578 0.751474 1553.0
SR 0.732632 0.740160 0.725281 907.0
macro avg 0.720667 0.721642 0.719852 4026.0
micro avg 0.726210 0.726210 0.726210 4026.0
weighted avg 0.726242 0.726409 0.726210 4026.0
The result of Model Number:Dataset Number:Featuregroup Number:Rescale of 58 : 0 : 4 :
1

f1-score precision recall support
AFIB 0.845629 0.876849 0.816635 204.0
GSVT 0.863704 0.854839 0.872888 300.0
SB 0.887360 0.883222 0.891538 892.0
SR 0.873524 0.874071 0.873006 681.0
macro avg 0.867554 0.872245 0.863517 2077.0
micro avg 0.875411 0.875411 0.875411 2077.0
weighted avg 0.875308 0.875496 0.875411 2077.0
The result of Model Number:Dataset Number:Featuregroup Number:Rescale of 58 : 0 : 5 :
0

f1-score precision recall support
AFIB 0.870353 0.893877 0.848216 204.0
GSVT 0.877527 0.864609 0.890957 300.0
SB 0.894525 0.885009 0.904251 892.0
SR 0.877934 0.889997 0.866207 681.0
macro avg 0.880084 0.883373 0.877408 2077.0
micro avg 0.884353 0.884353 0.884353 2077.0
weighted avg 0.884256 0.884569 0.884353 2077.0
The result of Model Number:Dataset Number:Featuregroup Number:Rescale of 58 : 0 : 5 :
1

f1-score precision recall support
AFIB 0.883281 0.873419 0.893378 875.0
GSVT 0.900854 0.909106 0.892765 691.0
SB 0.960802 0.957674 0.963956 1553.0
SR 0.935895 0.945270 0.926706 907.0
macro avg 0.920208 0.921367 0.919201 4026.0

micro avg 0.928006 0.928006 0.928006 4026.0
weighted avg 0.928054 0.928232 0.928006 4026.0
The result of Model Number:Dataset Number:Featuregroup Number:Rescale of 58 : 0 : 6 :
0

	f1-score	precision	recall	support
AFIB	0.869408	0.858227	0.880946	875.0
GSVT	0.887106	0.894450	0.879917	691.0
SB	0.948495	0.944273	0.952765	1553.0
SR	0.921502	0.935132	0.908287	907.0
macro avg	0.906628	0.908020	0.905479	4026.0
micro avg	0.914633	0.914633	0.914633	4026.0
weighted avg	0.914689	0.914961	0.914633	4026.0

The result of Model Number:Dataset Number:Featuregroup Number:Rescale of 58 : 0 : 6 :
1

	f1-score	precision	recall	support
AFIB	0.765205	0.755167	0.775547	875.0
GSVT	0.776920	0.785556	0.768486	691.0
SB	0.824024	0.822079	0.825983	1553.0
SR	0.803393	0.810624	0.796301	907.0
macro avg	0.792385	0.793356	0.791579	4026.0
micro avg	0.798466	0.798466	0.798466	4026.0
weighted avg	0.798508	0.798687	0.798466	4026.0

The result of Model Number:Dataset Number:Featuregroup Number:Rescale of 58 : 0 : 7 :
0

	f1-score	precision	recall	support
AFIB	0.741345	0.747040	0.735905	204.0
GSVT	0.767452	0.766716	0.768214	300.0
SB	0.783153	0.781329	0.784993	892.0
SR	0.775946	0.776991	0.774920	681.0
macro avg	0.766974	0.768019	0.766008	2077.0
micro avg	0.774446	0.774446	0.774446	2077.0
weighted avg	0.774416	0.774428	0.774446	2077.0

The result of Model Number:Dataset Number:Featuregroup Number:Rescale of 58 : 0 : 7 :
1

	f1-score	precision	recall	support
AFIB	0.793423	0.845119	0.748038	204.0
GSVT	0.828182	0.807825	0.849703	300.0
SB	0.852470	0.841519	0.863739	892.0
SR	0.830328	0.840243	0.820700	681.0
macro avg	0.826101	0.833677	0.820545	2077.0
micro avg	0.836236	0.836236	0.836236	2077.0
weighted avg	0.835903	0.836588	0.836236	2077.0

The result of Model Number:Dataset Number:Featuregroup Number:Rescale of 58 : 0 : 8 :
0

f1-score precision recall support
AFIB 0.761518 0.776403 0.747326 204.0
GSVT 0.782443 0.776805 0.788189 300.0
SB 0.796446 0.793347 0.799571 892.0
SR 0.787741 0.789970 0.785541 681.0
macro avg 0.782037 0.784131 0.780157 2077.0
micro avg 0.788196 0.788196 0.788196 2077.0
weighted avg 0.788138 0.788186 0.788196 2077.0
The result of Model Number:Dataset Number:Featuregroup Number:Rescale of 58 : 0 : 8 :
1

f1-score precision recall support
AFIB 0.817582 0.836213 0.799893 875.0
GSVT 0.870012 0.871731 0.868590 691.0
SB 0.951851 0.946641 0.957121 1553.0
SR 0.899642 0.888729 0.910951 907.0
macro avg 0.884772 0.885829 0.884139 4026.0
micro avg 0.897353 0.897353 0.897353 4026.0
weighted avg 0.896861 0.896737 0.897353 4026.0
The result of Model Number:Dataset Number:Featuregroup Number:Rescale of 58 : 0 : 9 :
0

f1-score precision recall support
AFIB 0.687660 0.670063 0.706270 875.0
GSVT 0.650051 0.686894 0.617110 691.0
SB 0.689282 0.634305 0.754710 1553.0
SR 0.550619 0.668799 0.468033 907.0
macro avg 0.644403 0.665015 0.636531 4026.0
micro avg 0.655981 0.655981 0.655981 4026.0
weighted avg 0.650957 0.658874 0.655981 4026.0
The result of Model Number:Dataset Number:Featuregroup Number:Rescale of 58 : 0 : 9 :
1

f1-score precision recall support
AFIB 0.704530 0.686022 0.748635 875.0
GSVT 0.677751 0.641500 0.772622 691.0
SB 0.642204 0.638146 0.646334 1553.0
SR 0.623800 0.634548 0.613584 907.0
macro avg 0.662071 0.650054 0.695294 4026.0
micro avg 0.682865 0.682865 0.682865 4026.0
weighted avg 0.657705 0.648316 0.682865 4026.0
The result of Model Number:Dataset Number:Featuregroup Number:Rescale of 58 : 0 :
10 : 0

f1-score precision recall support
AFIB 0.672889 0.679099 0.666828 875.0
GSVT 0.688601 0.686743 0.690494 691.0
SB 0.733370 0.726477 0.740403 1553.0

SR 0.713108 0.720263 0.706107 907.0
macro avg 0.701992 0.703145 0.700958 4026.0
micro avg 0.708120 0.708120 0.708120 4026.0
weighted avg 0.707977 0.707960 0.708120 4026.0
The result of Model Number:Dataset Number:Featuregroup Number:Rescale of 58 : 0 :
10 : 1

f1-score precision recall support
AFIB 0.869073 0.877959 0.860438 875.0
GSVT 0.868812 0.855389 0.882764 691.0
SB 0.916480 0.911007 0.922027 1553.0
SR 0.892222 0.904164 0.880618 907.0
macro avg 0.886647 0.887130 0.886462 4026.0
micro avg 0.892574 0.892574 0.892574 4026.0
weighted avg 0.892530 0.892737 0.892574 4026.0
The result of Model Number:Dataset Number:Featuregroup Number:Rescale of 58 : 1 : 0 :
0

f1-score precision recall support
AFIB 0.680455 0.699604 0.662466 204.0
GSVT 0.698047 0.693147 0.703148 300.0
SB 0.717243 0.714373 0.720137 892.0
SR 0.707709 0.708152 0.707288 681.0
macro avg 0.700863 0.703819 0.698260 2077.0
micro avg 0.707806 0.707806 0.707806 2077.0
weighted avg 0.707731 0.707817 0.707806 2077.0
The result of Model Number:Dataset Number:Featuregroup Number:Rescale of 58 : 1 : 0 :
1

f1-score precision recall support
AFIB 0.751423 0.767928 0.735893 204.0
GSVT 0.775639 0.769370 0.782118 300.0
SB 0.791895 0.790921 0.792872 892.0
SR 0.785210 0.784527 0.785899 681.0
macro avg 0.776042 0.778187 0.774195 2077.0
micro avg 0.783436 0.783436 0.783436 2077.0
weighted avg 0.783380 0.783454 0.783436 2077.0
The result of Model Number:Dataset Number:Featuregroup Number:Rescale of 58 : 1 : 1 :
0

f1-score precision recall support
AFIB 0.903143 0.911473 0.895182 204.0
GSVT 0.936161 0.936194 0.936153 300.0
SB 0.955767 0.954069 0.957479 892.0
SR 0.945623 0.945370 0.945900 681.0
macro avg 0.935173 0.936777 0.933678 2077.0
micro avg 0.944483 0.944483 0.944483 2077.0
weighted avg 0.944441 0.944451 0.944483 2077.0

The result of Model Number:Dataset Number:Featuregroup Number:Rescale of 58 : 1 : 1 : 1

	f1-score	precision	recall	support
AFIB	0.716582	0.718049	0.715200	204.0
GSVT	0.732343	0.729497	0.735263	300.0
SB	0.748601	0.747602	0.749607	892.0
SR	0.743102	0.745299	0.740921	681.0
macro avg	0.735157	0.735112	0.735248	2077.0
micro avg	0.741308	0.741308	0.741308	2077.0
weighted avg	0.741305	0.741329	0.741308	2077.0

The result of Model Number:Dataset Number:Featuregroup Number:Rescale of 58 : 1 : 2 : 0

	f1-score	precision	recall	support
AFIB	0.902653	0.910979	0.894697	204.0
GSVT	0.935654	0.935687	0.935645	300.0
SB	0.955249	0.953552	0.956960	892.0
SR	0.945111	0.944858	0.945387	681.0
macro avg	0.934667	0.936269	0.933172	2077.0
micro avg	0.943971	0.943971	0.943971	2077.0
weighted avg	0.943929	0.943940	0.943971	2077.0

The result of Model Number:Dataset Number:Featuregroup Number:Rescale of 58 : 1 : 2 : 1

	f1-score	precision	recall	support
AFIB	0.686400	0.686584	0.686337	875.0
GSVT	0.698353	0.695775	0.701038	691.0
SB	0.747102	0.745288	0.748928	1553.0
SR	0.729284	0.734518	0.724144	907.0
macro avg	0.715285	0.715541	0.715112	4026.0
micro avg	0.721522	0.721522	0.721522	4026.0
weighted avg	0.721528	0.721605	0.721522	4026.0

The result of Model Number:Dataset Number:Featuregroup Number:Rescale of 58 : 1 : 3 : 0

	f1-score	precision	recall	support
AFIB	0.747704	0.747837	0.747603	875.0
GSVT	0.755615	0.758167	0.753127	691.0
SB	0.793734	0.790998	0.796494	1553.0
SR	0.778662	0.781288	0.776082	907.0
macro avg	0.768929	0.769573	0.768326	4026.0
micro avg	0.773826	0.773826	0.773826	4026.0
weighted avg	0.773792	0.773795	0.773826	4026.0

The result of Model Number:Dataset Number:Featuregroup Number:Rescale of 58 : 1 : 3 : 1

	f1-score	precision	recall	support
AFIB	0.761490	0.761626	0.761387	875.0

GSVT 0.769546 0.772146 0.767013 691.0
SB 0.808369 0.805582 0.811179 1553.0
SR 0.793019 0.795693 0.790391 907.0
macro avg 0.783106 0.783762 0.782493 4026.0
micro avg 0.788094 0.788094 0.788094 4026.0
weighted avg 0.788059 0.788062 0.788094 4026.0
The result of Model Number:Dataset Number:Featuregroup Number:Rescale of 58 : 1 : 4 :
0

f1-score precision recall support
AFIB 0.707315 0.700380 0.756261 204.0
GSVT 0.634217 0.627165 0.641587 300.0
SB 0.815008 0.809073 0.821036 892.0
SR 0.801339 0.806889 0.795930 681.0
macro avg 0.739470 0.735877 0.753704 2077.0
micro avg 0.780523 0.780523 0.780523 2077.0
weighted avg 0.773836 0.771407 0.780523 2077.0
The result of Model Number:Dataset Number:Featuregroup Number:Rescale of 58 : 1 : 4 :
1

f1-score precision recall support
AFIB 0.789118 0.803620 0.775227 204.0
GSVT 0.802373 0.797118 0.807719 300.0
SB 0.816098 0.812113 0.820123 892.0
SR 0.807662 0.811021 0.804344 681.0
macro avg 0.803813 0.805968 0.801853 2077.0
micro avg 0.808748 0.808748 0.808748 2077.0
weighted avg 0.808700 0.808755 0.808748 2077.0
The result of Model Number:Dataset Number:Featuregroup Number:Rescale of 58 : 1 : 5 :
0

f1-score precision recall support
AFIB 0.676398 0.672611 0.680260 875.0
GSVT 0.681906 0.685929 0.677971 691.0
SB 0.718332 0.716083 0.720596 1553.0
SR 0.704111 0.708769 0.699530 907.0
macro avg 0.695186 0.695848 0.694589 4026.0
micro avg 0.699768 0.699768 0.699768 4026.0
weighted avg 0.699762 0.699812 0.699768 4026.0
The result of Model Number:Dataset Number:Featuregroup Number:Rescale of 58 : 1 : 5 :
1

f1-score precision recall support
AFIB 0.788829 0.806238 0.772215 204.0
GSVT 0.806069 0.792702 0.819991 300.0
SB 0.821558 0.815132 0.828095 892.0
SR 0.801620 0.811268 0.792200 681.0
macro avg 0.804519 0.806335 0.803125 2077.0

micro avg 0.809667 0.809667 0.809667 2077.0
weighted avg 0.809569 0.809752 0.809667 2077.0
The result of Model Number:Dataset Number:Featuregroup Number:Rescale of 58 : 1 : 6 :
0

	f1-score	precision	recall	support
AFIB	0.742452	0.740931	0.744518	875.0
GSVT	0.752580	0.744680	0.760785	691.0
SB	0.793719	0.783002	0.804889	1553.0
SR	0.755097	0.783893	0.728513	907.0
macro avg	0.760962	0.763127	0.759676	4026.0
micro avg	0.766992	0.766992	0.766992	4026.0
weighted avg	0.766815	0.767482	0.766992	4026.0

The result of Model Number:Dataset Number:Featuregroup Number:Rescale of 58 : 1 : 6 :
1

	f1-score	precision	recall	support
AFIB	0.679646	0.681334	0.678012	875.0
GSVT	0.691350	0.693427	0.689373	691.0
SB	0.733398	0.728420	0.738450	1553.0
SR	0.719442	0.724783	0.714207	907.0
macro avg	0.705959	0.706991	0.705011	4026.0
micro avg	0.711430	0.711430	0.711430	4026.0
weighted avg	0.711355	0.711361	0.711430	4026.0

The result of Model Number:Dataset Number:Featuregroup Number:Rescale of 58 : 1 : 7 :
0

	f1-score	precision	recall	support
AFIB	0.780342	0.786510	0.774295	875.0
GSVT	0.799977	0.798286	0.801706	691.0
SB	0.852799	0.845262	0.860483	1553.0
SR	0.830097	0.838238	0.822132	907.0
macro avg	0.815804	0.817074	0.814654	4026.0
micro avg	0.823023	0.823023	0.823023	4026.0
weighted avg	0.822871	0.822848	0.823023	4026.0

The result of Model Number:Dataset Number:Featuregroup Number:Rescale of 58 : 1 : 7 :
1

	f1-score	precision	recall	support
AFIB	0.814536	0.816802	0.812325	875.0
GSVT	0.833194	0.832963	0.833434	691.0
SB	0.887378	0.879037	0.895888	1553.0
SR	0.863865	0.876323	0.851767	907.0
macro avg	0.849743	0.851281	0.848353	4026.0
micro avg	0.857067	0.857067	0.857067	4026.0
weighted avg	0.856950	0.856992	0.857067	4026.0

The result of Model Number:Dataset Number:Featuregroup Number:Rescale of 58 : 1 : 8 :
0

f1-score precision recall support
AFIB 0.634110 0.707230 0.574776 204.0
GSVT 0.747680 0.734666 0.761323 300.0
SB 0.798292 0.794753 0.801870 892.0
SR 0.779766 0.769104 0.790751 681.0
macro avg 0.739962 0.751438 0.732180 2077.0
micro avg 0.770063 0.770063 0.770063 2077.0
weighted avg 0.768782 0.769068 0.770063 2077.0
The result of Model Number:Dataset Number:Featuregroup Number:Rescale of 58 : 1 : 8 :
1

f1-score precision recall support
AFIB 0.752687 0.763628 0.742395 204.0
GSVT 0.769286 0.758879 0.780045 300.0
SB 0.780864 0.772726 0.789181 892.0
SR 0.765388 0.778053 0.753141 681.0
macro avg 0.767056 0.768322 0.766191 2077.0
micro avg 0.771450 0.771450 0.771450 2077.0
weighted avg 0.771350 0.771579 0.771450 2077.0
The result of Model Number:Dataset Number:Featuregroup Number:Rescale of 58 : 1 : 9 :
0

f1-score precision recall support
AFIB 0.626473 0.690100 0.574189 204.0
GSVT 0.578544 0.618551 0.543669 300.0
SB 0.629863 0.588528 0.677454 892.0
SR 0.545157 0.573813 0.519376 681.0
macro avg 0.595009 0.617748 0.578672 2077.0
micro avg 0.596157 0.596157 0.596157 2077.0
weighted avg 0.594345 0.598016 0.596157 2077.0
The result of Model Number:Dataset Number:Featuregroup Number:Rescale of 58 : 1 : 9 :
1

f1-score precision recall support
AFIB 0.879562 0.908134 0.852899 204.0
GSVT 0.896236 0.888213 0.904582 300.0
SB 0.917547 0.911258 0.923925 892.0
SR 0.902583 0.906391 0.898860 681.0
macro avg 0.898982 0.903499 0.895067 2077.0
micro avg 0.905937 0.905937 0.905937 2077.0
weighted avg 0.905832 0.906027 0.905937 2077.0
The result of Model Number:Dataset Number:Featuregroup Number:Rescale of 58 : 1 :
10 : 0

f1-score precision recall support
AFIB 0.824833 0.827618 0.822096 875.0
GSVT 0.822655 0.816860 0.828607 691.0
SB 0.865584 0.857550 0.873776 1553.0

SR 0.832676 0.848723 0.817266 907.0
macro avg 0.836437 0.837688 0.835436 4026.0
micro avg 0.842060 0.842060 0.842060 4026.0
weighted avg 0.841946 0.842073 0.842060 4026.0
The result of Model Number:Dataset Number:Featuregroup Number:Rescale of 58 : 1 :

10 : 1

f1-score precision recall support

AFIB 0.751688 0.750472 0.752975 875.0
GSVT 0.758576 0.761593 0.755622 691.0
SB 0.796637 0.793741 0.799560 1553.0
SR 0.783606 0.787571 0.779726 907.0
macro avg 0.772627 0.773344 0.771971 4026.0
micro avg 0.777426 0.777426 0.777426 4026.0
weighted avg 0.777400 0.777429 0.777426 4026.0

The result of Model Number:Dataset Number:Featuregroup Number:Rescale of 59 : 0 : 0 : 0

f1-score precision recall support

AFIB 0.681862 0.698452 0.666209 204.0
GSVT 0.690433 0.680928 0.700299 300.0
SB 0.704374 0.697340 0.711557 892.0
SR 0.692076 0.701158 0.683246 681.0
macro avg 0.692186 0.694470 0.690328 2077.0
micro avg 0.696194 0.696194 0.696194 2077.0
weighted avg 0.696117 0.696331 0.696194 2077.0

The result of Model Number:Dataset Number:Featuregroup Number:Rescale of 59 : 0 : 0 : 1

f1-score precision recall support

AFIB 0.731293 0.739076 0.724076 204.0
GSVT 0.752784 0.747768 0.758088 300.0
SB 0.768692 0.768005 0.769381 892.0
SR 0.762210 0.763227 0.761201 681.0
macro avg 0.753745 0.754519 0.753187 2077.0
micro avg 0.760618 0.760618 0.760618 2077.0
weighted avg 0.760596 0.760674 0.760618 2077.0

The result of Model Number:Dataset Number:Featuregroup Number:Rescale of 59 : 0 : 1 : 0

f1-score precision recall support

AFIB 0.674520 0.704979 0.646805 204.0
GSVT 0.697981 0.690142 0.706127 300.0
SB 0.671431 0.642158 0.718441 892.0
SR 0.559395 0.564164 0.554800 681.0
macro avg 0.650832 0.650361 0.656543 2077.0
micro avg 0.655972 0.655972 0.655972 2077.0
weighted avg 0.638835 0.629687 0.655972 2077.0

The result of Model Number:Dataset Number:Featuregroup Number:Rescale of 59 : 0 : 1 :
1

	f1-score	precision	recall	support
AFIB	0.784038	0.819443	0.751823	204.0
GSVT	0.811308	0.802196	0.820777	300.0
SB	0.780448	0.746422	0.835091	892.0
SR	0.650220	0.655765	0.644880	681.0
macro avg	0.756504	0.755956	0.763143	2077.0
micro avg	0.762479	0.762479	0.762479	2077.0
weighted avg	0.742560	0.731926	0.762479	2077.0

The result of Model Number:Dataset Number:Featuregroup Number:Rescale of 59 : 0 : 2 :
0

	f1-score	precision	recall	support
AFIB	0.809330	0.822473	0.796644	875.0
GSVT	0.860746	0.863444	0.858118	691.0
SB	0.936449	0.933222	0.939703	1553.0
SR	0.886544	0.876669	0.896697	907.0
macro avg	0.873267	0.873952	0.872791	4026.0
micro avg	0.884920	0.884920	0.884920	4026.0
weighted avg	0.884585	0.884435	0.884920	4026.0

The result of Model Number:Dataset Number:Featuregroup Number:Rescale of 59 : 0 : 2 :
1

	f1-score	precision	recall	support
AFIB	0.827295	0.816216	0.838733	875.0
GSVT	0.845793	0.852394	0.839307	691.0
SB	0.897995	0.895186	0.900828	1553.0
SR	0.876280	0.887897	0.864978	907.0
macro avg	0.861841	0.862923	0.860961	4026.0
micro avg	0.868697	0.868697	0.868697	4026.0
weighted avg	0.868778	0.869036	0.868697	4026.0

The result of Model Number:Dataset Number:Featuregroup Number:Rescale of 59 : 0 : 3 :
0

	f1-score	precision	recall	support
AFIB	0.854033	0.874477	0.835774	204.0
GSVT	0.879183	0.866795	0.892297	300.0
SB	0.902026	0.892862	0.911422	892.0
SR	0.880467	0.893180	0.868180	681.0
macro avg	0.878927	0.881828	0.876918	2077.0
micro avg	0.887051	0.887051	0.887051	2077.0
weighted avg	0.886944	0.887395	0.887051	2077.0

The result of Model Number:Dataset Number:Featuregroup Number:Rescale of 59 : 0 : 3 :
1

	f1-score	precision	recall	support
AFIB	0.661988	0.678497	0.646313	875.0

GSVT 0.704239 0.706939 0.701593 691.0
SB 0.762632 0.758939 0.766363 1553.0
SR 0.722636 0.710591 0.735143 907.0
macro avg 0.712874 0.713742 0.712353 4026.0
micro avg 0.722121 0.722121 0.722121 4026.0
weighted avg 0.721725 0.721639 0.722121 4026.0
The result of Model Number:Dataset Number:Featuregroup Number:Rescale of 59 : 0 : 4 :
0

f1-score precision recall support
AFIB 0.669619 0.670971 0.668287 204.0
GSVT 0.688249 0.686203 0.690311 300.0
SB 0.699653 0.699029 0.700280 892.0
SR 0.693639 0.694971 0.692321 681.0
macro avg 0.687790 0.687794 0.687800 2077.0
micro avg 0.693088 0.693088 0.693088 2077.0
weighted avg 0.693084 0.693090 0.693088 2077.0
The result of Model Number:Dataset Number:Featuregroup Number:Rescale of 59 : 0 : 4 :
1

f1-score precision recall support
AFIB 0.841811 0.857433 0.826956 204.0
GSVT 0.860321 0.855810 0.864897 300.0
SB 0.874056 0.870949 0.877190 892.0
SR 0.865057 0.866617 0.863541 681.0
macro avg 0.860311 0.862702 0.858146 2077.0
micro avg 0.866006 0.866006 0.866006 2077.0
weighted avg 0.865955 0.866014 0.866006 2077.0
The result of Model Number:Dataset Number:Featuregroup Number:Rescale of 59 : 0 : 5 :
0

f1-score precision recall support
AFIB 0.806622 0.804290 0.809041 875.0
GSVT 0.821572 0.820904 0.822298 691.0
SB 0.872629 0.869014 0.876280 1553.0
SR 0.846431 0.855730 0.837378 907.0
macro avg 0.836813 0.837485 0.836249 4026.0
micro avg 0.843637 0.843637 0.843637 4026.0
weighted avg 0.843618 0.843697 0.843637 4026.0
The result of Model Number:Dataset Number:Featuregroup Number:Rescale of 59 : 0 : 5 :
1

f1-score precision recall support
AFIB 0.681742 0.683556 0.679980 875.0
GSVT 0.694852 0.689957 0.699858 691.0
SB 0.734541 0.727051 0.742200 1553.0
SR 0.700964 0.716232 0.686358 907.0
macro avg 0.703025 0.704199 0.702099 4026.0

micro avg 0.708830 0.708830 0.708830 4026.0
weighted avg 0.708689 0.708794 0.708830 4026.0
The result of Model Number:Dataset Number:Featuregroup Number:Rescale of 59 : 0 : 6 :
0

	f1-score	precision	recall	support
AFIB	0.783354	0.787653	0.779151	875.0
GSVT	0.784449	0.774532	0.794747	691.0
SB	0.824984	0.821674	0.828329	1553.0
SR	0.807274	0.817074	0.797757	907.0
macro avg	0.800015	0.800233	0.799996	4026.0
micro avg	0.804989	0.804989	0.804989	4026.0
weighted avg	0.804989	0.805152	0.804989	4026.0

The result of Model Number:Dataset Number:Featuregroup Number:Rescale of 59 : 0 : 6 :
1

	f1-score	precision	recall	support
AFIB	0.757084	0.780402	0.735270	204.0
GSVT	0.776398	0.766894	0.786226	300.0
SB	0.797486	0.792748	0.802308	892.0
SR	0.784044	0.787911	0.780245	681.0
macro avg	0.778753	0.781988	0.776012	2077.0
micro avg	0.786167	0.786167	0.786167	2077.0
weighted avg	0.786065	0.786215	0.786167	2077.0

The result of Model Number:Dataset Number:Featuregroup Number:Rescale of 59 : 0 : 7 :
0

	f1-score	precision	recall	support
AFIB	0.928951	0.938000	0.920301	204.0
GSVT	0.950433	0.946069	0.954870	300.0
SB	0.963567	0.960252	0.966912	892.0
SR	0.955430	0.959136	0.951797	681.0
macro avg	0.949595	0.950864	0.948470	2077.0
micro avg	0.955639	0.955639	0.955639	2077.0
weighted avg	0.955602	0.955652	0.955639	2077.0

The result of Model Number:Dataset Number:Featuregroup Number:Rescale of 59 : 0 : 7 :
1

	f1-score	precision	recall	support
AFIB	0.754519	0.743158	0.772515	875.0
GSVT	0.720430	0.718333	0.726575	691.0
SB	0.769326	0.716889	0.836437	1553.0
SR	0.569888	0.761771	0.472221	907.0
macro avg	0.703541	0.735038	0.701937	4026.0
micro avg	0.721636	0.721636	0.721636	4026.0
weighted avg	0.712785	0.732958	0.721636	4026.0

The result of Model Number:Dataset Number:Featuregroup Number:Rescale of 59 : 0 : 8 :
0

f1-score precision recall support
AFIB 0.741894 0.740701 0.743395 875.0
GSVT 0.759192 0.755235 0.763235 691.0
SB 0.793775 0.787050 0.800622 1553.0
SR 0.763473 0.780446 0.747480 907.0
macro avg 0.764584 0.765858 0.763683 4026.0
micro avg 0.769795 0.769795 0.769795 4026.0
weighted avg 0.769737 0.770028 0.769795 4026.0
The result of Model Number:Dataset Number:Featuregroup Number:Rescale of 59 : 0 : 8 :
1

f1-score precision recall support
AFIB 0.769906 0.770043 0.769802 875.0
GSVT 0.778051 0.780679 0.775489 691.0
SB 0.817302 0.814485 0.820144 1553.0
SR 0.801783 0.804487 0.799126 907.0
macro avg 0.791760 0.792423 0.791140 4026.0
micro avg 0.796803 0.796803 0.796803 4026.0
weighted avg 0.796768 0.796771 0.796803 4026.0
The result of Model Number:Dataset Number:Featuregroup Number:Rescale of 59 : 0 : 9 :
0

f1-score precision recall support
AFIB 0.765064 0.786595 0.744838 204.0
GSVT 0.784844 0.779335 0.790579 300.0
SB 0.806427 0.803200 0.809681 892.0
SR 0.795708 0.796205 0.795234 681.0
macro avg 0.788011 0.791334 0.785083 2077.0
micro avg 0.795816 0.795816 0.795816 2077.0
weighted avg 0.795732 0.795828 0.795816 2077.0
The result of Model Number:Dataset Number:Featuregroup Number:Rescale of 59 : 0 : 9 :
1

f1-score precision recall support
AFIB 0.811453 0.847065 0.778919 204.0
GSVT 0.755410 0.760849 0.750358 300.0
SB 0.783420 0.744079 0.827156 892.0
SR 0.695016 0.740904 0.654627 681.0
macro avg 0.761325 0.773224 0.752765 2077.0
micro avg 0.754757 0.754757 0.754757 2077.0
weighted avg 0.753142 0.755575 0.754757 2077.0
The result of Model Number:Dataset Number:Featuregroup Number:Rescale of 59 : 0 :
10 : 0

f1-score precision recall support
AFIB 0.675165 0.668836 0.681702 875.0
GSVT 0.640121 0.624735 0.687178 691.0
SB 0.740181 0.737463 0.742939 1553.0

SR 0.575699 0.579737 0.571726 907.0
macro avg 0.657792 0.652693 0.670886 4026.0
micro avg 0.681488 0.681488 0.681488 4026.0
weighted avg 0.671821 0.667666 0.681488 4026.0
The result of Model Number:Dataset Number:Featuregroup Number:Rescale of 59 : 0 :
10 : 1

f1-score precision recall support
AFIB 0.786149 0.845246 0.735594 204.0
GSVT 0.749726 0.773524 0.727463 300.0
SB 0.781108 0.742456 0.824012 892.0
SR 0.691456 0.721177 0.664159 681.0
macro avg 0.752110 0.770601 0.737807 2077.0
micro avg 0.748970 0.748970 0.748970 2077.0
weighted avg 0.747676 0.750062 0.748970 2077.0

The result of Model Number:Dataset Number:Featuregroup Number:Rescale of 59 : 1 : 0 :
0

f1-score precision recall support
AFIB 0.775391 0.814132 0.740559 204.0
GSVT 0.798767 0.783964 0.814418 300.0
SB 0.817047 0.808811 0.825469 892.0
SR 0.794387 0.801483 0.787488 681.0
macro avg 0.796398 0.802097 0.791983 2077.0
micro avg 0.803080 0.803080 0.803080 2077.0
weighted avg 0.802885 0.803342 0.803080 2077.0

The result of Model Number:Dataset Number:Featuregroup Number:Rescale of 59 : 1 : 0 :
1

f1-score precision recall support
AFIB 0.701112 0.711862 0.690797 204.0
GSVT 0.717736 0.711647 0.723961 300.0
SB 0.730222 0.727865 0.732596 892.0
SR 0.722718 0.725401 0.720064 681.0
macro avg 0.717947 0.719194 0.716855 2077.0
micro avg 0.723134 0.723134 0.723134 2077.0
weighted avg 0.723099 0.723143 0.723134 2077.0

The result of Model Number:Dataset Number:Featuregroup Number:Rescale of 59 : 1 : 1 :
0

f1-score precision recall support
AFIB 0.745967 0.760996 0.731998 204.0
GSVT 0.769903 0.763719 0.776335 300.0
SB 0.786570 0.785778 0.787364 892.0
SR 0.779400 0.778953 0.779857 681.0
macro avg 0.770460 0.772362 0.768889 2077.0
micro avg 0.777872 0.777872 0.777872 2077.0
weighted avg 0.777824 0.777920 0.777872 2077.0

The result of Model Number:Dataset Number:Featuregroup Number:Rescale of 59 : 1 : 1 : 1

	f1-score	precision	recall	support
AFIB	0.740834	0.740470	0.741256	875.0
GSVT	0.756916	0.753192	0.760725	691.0
SB	0.791748	0.786572	0.796998	1553.0
SR	0.769209	0.781739	0.757096	907.0
macro avg	0.764677	0.765493	0.764019	4026.0
micro avg	0.769668	0.769668	0.769668	4026.0
weighted avg	0.769627	0.769734	0.769668	4026.0

The result of Model Number:Dataset Number:Featuregroup Number:Rescale of 59 : 1 : 2 : 0

	f1-score	precision	recall	support
AFIB	0.639919	0.666636	0.615377	875.0
GSVT	0.691336	0.687836	0.694955	691.0
SB	0.758070	0.753804	0.762406	1553.0
SR	0.709819	0.694057	0.726325	907.0
macro avg	0.699786	0.700583	0.699766	4026.0
micro avg	0.710745	0.710745	0.710745	4026.0
weighted avg	0.710067	0.710077	0.710745	4026.0

The result of Model Number:Dataset Number:Featuregroup Number:Rescale of 59 : 1 : 2 : 1

	f1-score	precision	recall	support
AFIB	0.668002	0.661283	0.674877	875.0
GSVT	0.673980	0.679980	0.668133	691.0
SB	0.713041	0.710852	0.715244	1553.0
SR	0.699233	0.705353	0.693220	907.0
macro avg	0.688564	0.689367	0.687869	4026.0
micro avg	0.693423	0.693423	0.693423	4026.0
weighted avg	0.693437	0.693541	0.693423	4026.0

The result of Model Number:Dataset Number:Featuregroup Number:Rescale of 59 : 1 : 3 : 0

	f1-score	precision	recall	support
AFIB	0.884035	0.875841	0.892433	875.0
GSVT	0.899911	0.904798	0.895091	691.0
SB	0.953507	0.951309	0.955716	1553.0
SR	0.931291	0.939885	0.922882	907.0
macro avg	0.917186	0.917958	0.916530	4026.0
micro avg	0.924160	0.924160	0.924160	4026.0
weighted avg	0.924204	0.924350	0.924160	4026.0

The result of Model Number:Dataset Number:Featuregroup Number:Rescale of 59 : 1 : 3 : 1

	f1-score	precision	recall	support
AFIB	0.755388	0.760674	0.750201	204.0

GSVT 0.772963 0.769152 0.776823 300.0
SB 0.788326 0.787014 0.789651 892.0
SR 0.780480 0.782333 0.778645 681.0
macro avg 0.774289 0.774793 0.773830 2077.0
micro avg 0.780315 0.780315 0.780315 2077.0
weighted avg 0.780299 0.780312 0.780315 2077.0
The result of Model Number:Dataset Number:Featuregroup Number:Rescale of 59 : 1 : 4 :
0

f1-score precision recall support
AFIB 0.697686 0.727903 0.670076 204.0
GSVT 0.652215 0.658302 0.646567 300.0
SB 0.676068 0.642830 0.712980 892.0
SR 0.602560 0.640586 0.568990 681.0
macro avg 0.657132 0.667405 0.649653 2077.0
micro avg 0.651962 0.651962 0.651962 2077.0
weighted avg 0.650645 0.652685 0.651962 2077.0
The result of Model Number:Dataset Number:Featuregroup Number:Rescale of 59 : 1 : 4 :
1

f1-score precision recall support
AFIB 0.875088 0.894400 0.856657 204.0
GSVT 0.894213 0.879384 0.909657 300.0
SB 0.911395 0.904267 0.918647 892.0
SR 0.889277 0.899980 0.878827 681.0
macro avg 0.892493 0.894508 0.890947 2077.0
micro avg 0.898204 0.898204 0.898204 2077.0
weighted avg 0.898095 0.898298 0.898204 2077.0
The result of Model Number:Dataset Number:Featuregroup Number:Rescale of 59 : 1 : 5 :
0

f1-score precision recall support
AFIB 0.799027 0.807906 0.790752 204.0
GSVT 0.823778 0.819088 0.828761 300.0
SB 0.840166 0.839040 0.841296 892.0
SR 0.833019 0.834134 0.831916 681.0
macro avg 0.823997 0.825042 0.823181 2077.0
micro avg 0.831446 0.831446 0.831446 2077.0
weighted avg 0.831415 0.831492 0.831446 2077.0
The result of Model Number:Dataset Number:Featuregroup Number:Rescale of 59 : 1 : 5 :
1

f1-score precision recall support
AFIB 0.750318 0.743682 0.757104 875.0
GSVT 0.682169 0.660629 0.758927 691.0
SB 0.615012 0.590497 0.653350 1553.0
SR 0.633859 0.640418 0.627475 907.0
macro avg 0.670340 0.658806 0.699214 4026.0

micro avg 0.688191 0.688191 0.688191 4026.0
weighted avg 0.660192 0.647073 0.688191 4026.0
The result of Model Number:Dataset Number:Featuregroup Number:Rescale of 59 : 1 : 6 :
0

	f1-score	precision	recall	support
AFIB	0.748001	0.746469	0.750082	875.0
GSVT	0.758205	0.750246	0.766471	691.0
SB	0.799651	0.788854	0.810904	1553.0
SR	0.760740	0.789751	0.733958	907.0
macro avg	0.766649	0.768830	0.765354	4026.0
micro avg	0.772724	0.772724	0.772724	4026.0
weighted avg	0.772546	0.773218	0.772724	4026.0

The result of Model Number:Dataset Number:Featuregroup Number:Rescale of 59 : 1 : 6 :
1

	f1-score	precision	recall	support
AFIB	0.880116	0.879324	0.880995	875.0
GSVT	0.895364	0.887165	0.903785	691.0
SB	0.939577	0.931317	0.947987	1553.0
SR	0.895343	0.917477	0.874330	907.0
macro avg	0.902600	0.903821	0.901774	4026.0
micro avg	0.909246	0.909246	0.909246	4026.0
weighted avg	0.909100	0.909321	0.909246	4026.0

The result of Model Number:Dataset Number:Featuregroup Number:Rescale of 59 : 1 : 7 :
0

	f1-score	precision	recall	support
AFIB	0.722622	0.760670	0.688393	204.0
GSVT	0.758909	0.752261	0.765708	300.0
SB	0.778601	0.773794	0.783482	892.0
SR	0.767978	0.766421	0.769561	681.0
macro avg	0.757027	0.763286	0.751786	2077.0
micro avg	0.767010	0.767010	0.767010	2077.0
weighted avg	0.766775	0.766977	0.767010	2077.0

The result of Model Number:Dataset Number:Featuregroup Number:Rescale of 59 : 1 : 7 :
1

	f1-score	precision	recall	support
AFIB	0.781555	0.773112	0.889670	204.0
GSVT	0.935080	0.927795	0.942562	300.0
SB	0.763115	0.761519	0.764719	892.0
SR	0.946279	0.946014	0.946557	681.0
macro avg	0.856507	0.852110	0.885877	2077.0
micro avg	0.862299	0.862299	0.862299	2077.0
weighted avg	0.849820	0.847166	0.862299	2077.0

The result of Model Number:Dataset Number:Featuregroup Number:Rescale of 59 : 1 : 8 :
0

f1-score precision recall support
AFIB 0.752250 0.758213 0.746400 875.0
GSVT 0.761787 0.758429 0.765202 691.0
SB 0.810071 0.806869 0.813305 1553.0
SR 0.790165 0.792398 0.787983 907.0
macro avg 0.778568 0.778977 0.778222 4026.0
micro avg 0.784803 0.784803 0.784803 4026.0
weighted avg 0.784733 0.784720 0.784803 4026.0
The result of Model Number:Dataset Number:Featuregroup Number:Rescale of 59 : 1 : 8 :
1

f1-score precision recall support
AFIB 0.885495 0.895623 0.875936 204.0
GSVT 0.906222 0.900859 0.911663 300.0
SB 0.869956 0.837821 0.924199 892.0
SR 0.729756 0.733288 0.726277 681.0
macro avg 0.847857 0.841898 0.859519 2077.0
micro avg 0.852754 0.852754 0.852754 2077.0
weighted avg 0.830752 0.818330 0.852754 2077.0
The result of Model Number:Dataset Number:Featuregroup Number:Rescale of 59 : 1 : 9 :
0

f1-score precision recall support
AFIB 0.852590 0.852171 0.853076 875.0
GSVT 0.871098 0.866812 0.875481 691.0
SB 0.911184 0.905227 0.917226 1553.0
SR 0.885245 0.899665 0.871305 907.0
macro avg 0.880029 0.880969 0.879272 4026.0
micro avg 0.885773 0.885773 0.885773 4026.0
weighted avg 0.885726 0.885850 0.885773 4026.0
The result of Model Number:Dataset Number:Featuregroup Number:Rescale of 59 : 1 : 9 :
1

f1-score precision recall support
AFIB 0.852582 0.857685 0.847584 204.0
GSVT 0.875294 0.872693 0.877918 300.0
SB 0.888698 0.887609 0.889793 892.0
SR 0.882219 0.883260 0.881188 681.0
macro avg 0.874699 0.875312 0.874121 2077.0
micro avg 0.881111 0.881111 0.881111 2077.0
weighted avg 0.881091 0.881090 0.881111 2077.0
The result of Model Number:Dataset Number:Featuregroup Number:Rescale of 59 : 1 :
10 : 0

f1-score precision recall support
AFIB 0.723424 0.730496 0.716657 875.0
GSVT 0.717899 0.712452 0.723665 691.0
SB 0.759618 0.751803 0.767665 1553.0

SR 0.735507 0.747335 0.724254 907.0
macro avg 0.734112 0.735522 0.733061 4026.0
micro avg 0.739248 0.739248 0.739248 4026.0
weighted avg 0.739159 0.739412 0.739248 4026.0
The result of Model Number:Dataset Number:Featuregroup Number:Rescale of 59 : 1 : 10 : 1

f1-score precision recall support
AFIB 0.910894 0.932752 0.890451 204.0
GSVT 0.943283 0.937816 0.948928 300.0
SB 0.963429 0.959894 0.966992 892.0
SR 0.955056 0.955765 0.954360 681.0
macro avg 0.943165 0.946557 0.940183 2077.0
micro avg 0.952723 0.952723 0.952723 2077.0
weighted avg 0.952614 0.952686 0.952723 2077.0

The result of Model Number:Dataset Number:Featuregroup Number:Rescale of 60 : 0 : 0 : 0

f1-score precision recall support
AFIB 0.790408 0.796673 0.784260 875.0
GSVT 0.800428 0.796900 0.804016 691.0
SB 0.851161 0.847796 0.854559 1553.0
SR 0.830245 0.832591 0.827953 907.0
macro avg 0.818061 0.818490 0.817697 4026.0
micro avg 0.824612 0.824612 0.824612 4026.0
weighted avg 0.824538 0.824524 0.824612 4026.0

The result of Model Number:Dataset Number:Featuregroup Number:Rescale of 60 : 0 : 0 : 1

f1-score precision recall support
AFIB 0.842639 0.832060 0.853736 875.0
GSVT 0.781802 0.805472 0.762097 691.0
SB 0.841734 0.779632 0.916812 1553.0
SR 0.654475 0.801028 0.558085 907.0
macro avg 0.780163 0.804548 0.772682 4026.0
micro avg 0.795733 0.795733 0.795733 4026.0
weighted avg 0.789458 0.800282 0.795733 4026.0

The result of Model Number:Dataset Number:Featuregroup Number:Rescale of 60 : 0 : 1 : 0

f1-score precision recall support
AFIB 0.659897 0.656592 0.663452 875.0
GSVT 0.674807 0.675719 0.674032 691.0
SB 0.718577 0.716210 0.720978 1553.0
SR 0.697474 0.704713 0.690464 907.0
macro avg 0.687688 0.688308 0.687232 4026.0
micro avg 0.693544 0.693544 0.693544 4026.0
weighted avg 0.693557 0.693713 0.693544 4026.0

The result of Model Number:Dataset Number:Featuregroup Number:Rescale of 60 : 0 : 1 : 1

	f1-score	precision	recall	support
AFIB	0.780150	0.797928	0.763271	875.0
GSVT	0.830179	0.831820	0.828822	691.0
SB	0.908271	0.903300	0.913300	1553.0
SR	0.858452	0.848039	0.869244	907.0
macro avg	0.844263	0.845272	0.843659	4026.0
micro avg	0.856269	0.856269	0.856269	4026.0
weighted avg	0.855799	0.855681	0.856269	4026.0

The result of Model Number:Dataset Number:Featuregroup Number:Rescale of 60 : 0 : 2 : 0

	f1-score	precision	recall	support
AFIB	0.713295	0.708475	0.718279	875.0
GSVT	0.730697	0.730988	0.730501	691.0
SB	0.776217	0.774236	0.778216	1553.0
SR	0.755082	0.763518	0.746840	907.0
macro avg	0.743823	0.744304	0.743459	4026.0
micro avg	0.749931	0.749931	0.749931	4026.0
weighted avg	0.749968	0.750106	0.749931	4026.0

The result of Model Number:Dataset Number:Featuregroup Number:Rescale of 60 : 0 : 2 : 1

	f1-score	precision	recall	support
AFIB	0.716142	0.737860	0.695696	875.0
GSVT	0.764492	0.759190	0.769909	691.0
SB	0.836447	0.833247	0.839677	1553.0
SR	0.791077	0.779204	0.803364	907.0
macro avg	0.777039	0.777375	0.777161	4026.0
micro avg	0.788229	0.788229	0.788229	4026.0
weighted avg	0.787729	0.787630	0.788229	4026.0

The result of Model Number:Dataset Number:Featuregroup Number:Rescale of 60 : 0 : 3 : 0

	f1-score	precision	recall	support
AFIB	0.746569	0.839451	0.672852	204.0
GSVT	0.885749	0.866835	0.905546	300.0
SB	0.945554	0.940734	0.950428	892.0
SR	0.924341	0.912636	0.936410	681.0
macro avg	0.875553	0.889914	0.866309	2077.0
micro avg	0.912086	0.912086	0.912086	2077.0
weighted avg	0.910417	0.910899	0.912086	2077.0

The result of Model Number:Dataset Number:Featuregroup Number:Rescale of 60 : 0 : 3 : 1

	f1-score	precision	recall	support
AFIB	0.776893	0.786964	0.767283	204.0

GSVT 0.806954 0.806432 0.807501 300.0
SB 0.823957 0.822217 0.825710 892.0
SR 0.815670 0.815207 0.816152 681.0
macro avg 0.805869 0.807705 0.804161 2077.0
micro avg 0.814207 0.814207 0.814207 2077.0
weighted avg 0.814162 0.814176 0.814207 2077.0
The result of Model Number:Dataset Number:Featuregroup Number:Rescale of 60 : 0 : 4 :
0

f1-score precision recall support

AFIB 0.735621 0.733582 0.737726 875.0
GSVT 0.741442 0.744978 0.738013 691.0
SB 0.776160 0.773679 0.778658 1553.0
SR 0.763751 0.767440 0.760133 907.0
macro avg 0.754243 0.754920 0.753633 4026.0
micro avg 0.758613 0.758613 0.758613 4026.0
weighted avg 0.758595 0.758633 0.758613 4026.0

The result of Model Number:Dataset Number:Featuregroup Number:Rescale of 60 : 0 : 4 :
1

f1-score precision recall support

AFIB 0.684734 0.686555 0.682964 875.0
GSVT 0.697901 0.692985 0.702929 691.0
SB 0.737764 0.730241 0.745457 1553.0
SR 0.704039 0.719374 0.689369 907.0
macro avg 0.706109 0.707289 0.705180 4026.0
micro avg 0.711940 0.711940 0.711940 4026.0
weighted avg 0.711799 0.711904 0.711940 4026.0

The result of Model Number:Dataset Number:Featuregroup Number:Rescale of 60 : 0 : 5 :
0

f1-score precision recall support

AFIB 0.838641 0.904005 0.782481 204.0
GSVT 0.864215 0.878844 0.850102 300.0
SB 0.915905 0.907476 0.924521 892.0
SR 0.879451 0.866698 0.892626 681.0
macro avg 0.874553 0.889256 0.862432 2077.0
micro avg 0.889363 0.889363 0.889363 2077.0
weighted avg 0.888898 0.889629 0.889363 2077.0

The result of Model Number:Dataset Number:Featuregroup Number:Rescale of 60 : 0 : 5 :
1

f1-score precision recall support

AFIB 0.865850 0.849665 0.882757 875.0
GSVT 0.896180 0.910328 0.882577 691.0
SB 0.953049 0.951346 0.954767 1553.0
SR 0.928824 0.938665 0.919194 907.0
macro avg 0.910976 0.912501 0.909824 4026.0

micro avg 0.918712 0.918712 0.918712 4026.0
weighted avg 0.918880 0.919350 0.918712 4026.0
The result of Model Number:Dataset Number:Featuregroup Number:Rescale of 60 : 0 : 6 :
0

	f1-score	precision	recall	support
AFIB	0.702436	0.718320	0.687260	875.0
GSVT	0.744742	0.747911	0.741643	691.0
SB	0.808635	0.804824	0.812487	1553.0
SR	0.766171	0.754418	0.778327	907.0
macro avg	0.755496	0.756368	0.754929	4026.0
micro avg	0.765415	0.765415	0.765415	4026.0
weighted avg	0.765021	0.764900	0.765415	4026.0

The result of Model Number:Dataset Number:Featuregroup Number:Rescale of 60 : 0 : 6 :
1

	f1-score	precision	recall	support
AFIB	0.684169	0.708095	0.662122	204.0
GSVT	0.713062	0.708715	0.717560	300.0
SB	0.727704	0.724715	0.730722	892.0
SR	0.720977	0.719926	0.722036	681.0
macro avg	0.711478	0.715363	0.708110	2077.0
micro avg	0.719235	0.719235	0.719235	2077.0
weighted avg	0.719108	0.719201	0.719235	2077.0

The result of Model Number:Dataset Number:Featuregroup Number:Rescale of 60 : 0 : 7 :
0

	f1-score	precision	recall	support
AFIB	0.838958	0.838539	0.839414	875.0
GSVT	0.849393	0.855076	0.843853	691.0
SB	0.900473	0.898404	0.902557	1553.0
SR	0.874392	0.874185	0.874751	907.0
macro avg	0.865804	0.866551	0.865144	4026.0
micro avg	0.872494	0.872494	0.872494	4026.0
weighted avg	0.872461	0.872501	0.872494	4026.0

The result of Model Number:Dataset Number:Featuregroup Number:Rescale of 60 : 0 : 7 :
1

	f1-score	precision	recall	support
AFIB	0.863587	0.863157	0.864057	875.0
GSVT	0.874329	0.880179	0.868627	691.0
SB	0.926909	0.924779	0.929054	1553.0
SR	0.900062	0.899849	0.900431	907.0
macro avg	0.891222	0.891991	0.890542	4026.0
micro avg	0.898108	0.898108	0.898108	4026.0
weighted avg	0.898074	0.898115	0.898108	4026.0

The result of Model Number:Dataset Number:Featuregroup Number:Rescale of 60 : 0 : 8 :
0

f1-score precision recall support
AFIB 0.828310 0.816549 0.840507 875.0
GSVT 0.858349 0.869299 0.847801 691.0
SB 0.912188 0.910850 0.913539 1553.0
SR 0.889463 0.896135 0.882892 907.0
macro avg 0.872078 0.873208 0.871185 4026.0
micro avg 0.879479 0.879479 0.879479 4026.0
weighted avg 0.879598 0.879908 0.879479 4026.0
The result of Model Number:Dataset Number:Featuregroup Number:Rescale of 60 : 0 : 8 :
1

f1-score precision recall support
AFIB 0.755965 0.762768 0.749521 875.0
GSVT 0.771365 0.755724 0.787848 691.0
SB 0.818037 0.808937 0.827443 1553.0
SR 0.785576 0.808928 0.763720 907.0
macro avg 0.782736 0.784089 0.782133 4026.0
micro avg 0.789356 0.789356 0.789356 4026.0
weighted avg 0.789223 0.789767 0.789356 4026.0
The result of Model Number:Dataset Number:Featuregroup Number:Rescale of 60 : 0 : 9 :
0

f1-score precision recall support
AFIB 0.682698 0.696043 0.669975 204.0
GSVT 0.701457 0.696403 0.706609 300.0
SB 0.714011 0.711233 0.716813 892.0
SR 0.706207 0.708205 0.704235 681.0
macro avg 0.701093 0.702971 0.699408 2077.0
micro avg 0.706615 0.706615 0.706615 2077.0
weighted avg 0.706564 0.706606 0.706615 2077.0
The result of Model Number:Dataset Number:Featuregroup Number:Rescale of 60 : 0 : 9 :
1

f1-score precision recall support
AFIB 0.661398 0.652892 0.670176 875.0
GSVT 0.674862 0.680449 0.669393 691.0
SB 0.721563 0.718351 0.724812 1553.0
SR 0.701029 0.711397 0.690975 907.0
macro avg 0.689713 0.690772 0.688839 4026.0
micro avg 0.695803 0.695803 0.695803 4026.0
weighted avg 0.695845 0.696053 0.695803 4026.0
The result of Model Number:Dataset Number:Featuregroup Number:Rescale of 60 : 0 :
10 : 0

f1-score precision recall support
AFIB 0.746256 0.826864 0.680106 204.0
GSVT 0.865071 0.851001 0.879749 300.0
SB 0.922545 0.918344 0.926784 892.0

SR 0.900254 0.888798 0.912022 681.0
macro avg 0.858531 0.871252 0.849665 2077.0
micro avg 0.890922 0.890922 0.890922 2077.0
weighted avg 0.889620 0.889945 0.890922 2077.0
The result of Model Number:Dataset Number:Featuregroup Number:Rescale of 60 : 0 :
10 : 1

f1-score precision recall support
AFIB 0.661171 0.651289 0.671382 875.0
GSVT 0.673848 0.679611 0.668192 691.0
SB 0.719991 0.717512 0.722492 1553.0
SR 0.698917 0.709341 0.688818 907.0
macro avg 0.688482 0.689438 0.687721 4026.0
micro avg 0.694478 0.694478 0.694478 4026.0
weighted avg 0.694540 0.694773 0.694478 4026.0

The result of Model Number:Dataset Number:Featuregroup Number:Rescale of 60 : 1 : 0 :
0

f1-score precision recall support
AFIB 0.596977 0.651044 0.552197 204.0
GSVT 0.692901 0.684984 0.701218 300.0
SB 0.734781 0.732900 0.736675 892.0
SR 0.716791 0.707084 0.726788 681.0
macro avg 0.685363 0.694003 0.679219 2077.0
micro avg 0.710193 0.710193 0.710193 2077.0
weighted avg 0.709298 0.709475 0.710193 2077.0

The result of Model Number:Dataset Number:Featuregroup Number:Rescale of 60 : 1 : 0 :
1

f1-score precision recall support
AFIB 0.767427 0.775778 0.759478 204.0
GSVT 0.793398 0.790089 0.796863 300.0
SB 0.809656 0.808932 0.810382 892.0
SR 0.802005 0.802011 0.802005 681.0
macro avg 0.793121 0.794203 0.792182 2077.0
micro avg 0.800683 0.800683 0.800683 2077.0
weighted avg 0.800651 0.800685 0.800683 2077.0

The result of Model Number:Dataset Number:Featuregroup Number:Rescale of 60 : 1 : 1 :
0

f1-score precision recall support
AFIB 0.873850 0.912687 0.838304 204.0
GSVT 0.910265 0.903119 0.917545 300.0
SB 0.924169 0.917040 0.931419 892.0
SR 0.913945 0.915454 0.912473 681.0
macro avg 0.905557 0.912075 0.899935 2077.0
micro avg 0.914057 0.914057 0.914057 2077.0
weighted avg 0.913866 0.914082 0.914057 2077.0

The result of Model Number:Dataset Number:Featuregroup Number:Rescale of 60 : 1 : 1 : 1

	f1-score	precision	recall	support
AFIB	0.814993	0.821572	0.808587	204.0
GSVT	0.833693	0.829605	0.837850	300.0
SB	0.849964	0.849021	0.850916	892.0
SR	0.843617	0.844739	0.842504	681.0
macro avg	0.835567	0.836234	0.834965	2077.0
micro avg	0.842114	0.842114	0.842114	2077.0
weighted avg	0.842098	0.842117	0.842114	2077.0

The result of Model Number:Dataset Number:Featuregroup Number:Rescale of 60 : 1 : 2 : 0

	f1-score	precision	recall	support
AFIB	0.653539	0.649630	0.657585	875.0
GSVT	0.658891	0.662449	0.655467	691.0
SB	0.698326	0.696285	0.700390	1553.0
SR	0.682546	0.687449	0.677726	907.0
macro avg	0.673326	0.673953	0.672792	4026.0
micro avg	0.678271	0.678271	0.678271	4026.0
weighted avg	0.678269	0.678347	0.678271	4026.0

The result of Model Number:Dataset Number:Featuregroup Number:Rescale of 60 : 1 : 2 : 1

	f1-score	precision	recall	support
AFIB	0.701577	0.713241	0.690449	204.0
GSVT	0.715030	0.709950	0.720236	300.0
SB	0.731615	0.727503	0.735790	892.0
SR	0.722294	0.726713	0.717951	681.0
macro avg	0.717629	0.719352	0.716107	2077.0
micro avg	0.723241	0.723241	0.723241	2077.0
weighted avg	0.723213	0.723308	0.723241	2077.0

The result of Model Number:Dataset Number:Featuregroup Number:Rescale of 60 : 1 : 3 : 0

	f1-score	precision	recall	support
AFIB	0.750470	0.757807	0.743450	875.0
GSVT	0.744738	0.739087	0.750720	691.0
SB	0.788017	0.779910	0.796365	1553.0
SR	0.763005	0.775275	0.751332	907.0
macro avg	0.761558	0.763020	0.760467	4026.0
micro avg	0.766885	0.766885	0.766885	4026.0
weighted avg	0.766794	0.767055	0.766885	4026.0

The result of Model Number:Dataset Number:Featuregroup Number:Rescale of 60 : 1 : 3 : 1

	f1-score	precision	recall	support
AFIB	0.670069	0.734563	0.616214	204.0

GSVT 0.779292 0.771285 0.787613 300.0
SB 0.826109 0.822896 0.829350 892.0
SR 0.806969 0.795810 0.818459 681.0
macro avg 0.770610 0.781139 0.762909 2077.0
micro avg 0.798817 0.798817 0.798817 2077.0
weighted avg 0.797745 0.797885 0.798817 2077.0
The result of Model Number:Dataset Number:Featuregroup Number:Rescale of 60 : 1 : 4 :
0

f1-score precision recall support
AFIB 0.730609 0.737352 0.724029 875.0
GSVT 0.747669 0.745651 0.749725 691.0
SB 0.796278 0.788794 0.803914 1553.0
SR 0.774278 0.782047 0.766677 907.0
macro avg 0.762209 0.763461 0.761086 4026.0
micro avg 0.768862 0.768862 0.768862 4026.0
weighted avg 0.768707 0.768689 0.768862 4026.0
The result of Model Number:Dataset Number:Featuregroup Number:Rescale of 60 : 1 : 4 :
1

f1-score precision recall support
AFIB 0.760768 0.777691 0.744729 204.0
GSVT 0.793181 0.788252 0.798202 300.0
SB 0.810399 0.808692 0.812123 892.0
SR 0.801767 0.801200 0.802360 681.0
macro avg 0.791529 0.793959 0.789354 2077.0
micro avg 0.800292 0.800292 0.800292 2077.0
weighted avg 0.800207 0.800238 0.800292 2077.0
The result of Model Number:Dataset Number:Featuregroup Number:Rescale of 60 : 1 : 5 :
0

f1-score precision recall support
AFIB 0.787563 0.794569 0.780720 875.0
GSVT 0.804093 0.795269 0.813167 691.0
SB 0.864797 0.858064 0.871644 1553.0
SR 0.836059 0.847909 0.824538 907.0
macro avg 0.823128 0.823953 0.822517 4026.0
micro avg 0.831234 0.831234 0.831234 4026.0
weighted avg 0.831118 0.831199 0.831234 4026.0
The result of Model Number:Dataset Number:Featuregroup Number:Rescale of 60 : 1 : 5 :
1

f1-score precision recall support
AFIB 0.798632 0.805776 0.791713 875.0
GSVT 0.813885 0.798409 0.830129 691.0
SB 0.863871 0.856387 0.871490 1553.0
SR 0.828389 0.847436 0.810217 907.0
macro avg 0.826194 0.827002 0.825887 4026.0

micro avg 0.833248 0.833248 0.833248 4026.0
weighted avg 0.833119 0.833420 0.833248 4026.0
The result of Model Number:Dataset Number:Featuregroup Number:Rescale of 60 : 1 : 6 :
0

	f1-score	precision	recall	support
AFIB	0.699328	0.728525	0.672507	875.0
GSVT	0.755518	0.751693	0.759474	691.0
SB	0.828448	0.823786	0.833186	1553.0
SR	0.775717	0.758492	0.793756	907.0
macro avg	0.764753	0.765624	0.764731	4026.0
micro avg	0.776730	0.776730	0.776730	4026.0
weighted avg	0.775989	0.775999	0.776730	4026.0

The result of Model Number:Dataset Number:Featuregroup Number:Rescale of 60 : 1 : 6 :
1

	f1-score	precision	recall	support
AFIB	0.886152	0.884337	0.888618	875.0
GSVT	0.898240	0.888811	0.908033	691.0
SB	0.947342	0.934550	0.960674	1553.0
SR	0.901245	0.935614	0.869516	907.0
macro avg	0.908245	0.910828	0.906710	4026.0
micro avg	0.915442	0.915442	0.915442	4026.0
weighted avg	0.915231	0.916026	0.915442	4026.0

The result of Model Number:Dataset Number:Featuregroup Number:Rescale of 60 : 1 : 7 :
0

	f1-score	precision	recall	support
AFIB	0.830766	0.833571	0.828009	875.0
GSVT	0.828572	0.822736	0.834566	691.0
SB	0.871810	0.863718	0.880060	1553.0
SR	0.838666	0.854828	0.823144	907.0
macro avg	0.842453	0.843713	0.841445	4026.0
micro avg	0.848117	0.848117	0.848117	4026.0
weighted avg	0.848001	0.848129	0.848117	4026.0

The result of Model Number:Dataset Number:Featuregroup Number:Rescale of 60 : 1 : 7 :
1

	f1-score	precision	recall	support
AFIB	0.775266	0.763679	0.787239	875.0
GSVT	0.790130	0.796888	0.783499	691.0
SB	0.844236	0.841329	0.847169	1553.0
SR	0.819526	0.831749	0.807685	907.0
macro avg	0.807290	0.808411	0.806398	4026.0
micro avg	0.814321	0.814321	0.814321	4026.0
weighted avg	0.814393	0.814667	0.814321	4026.0

The result of Model Number:Dataset Number:Featuregroup Number:Rescale of 60 : 1 : 8 :
0

	f1-score	precision	recall	support
AFIB	0.809736	0.821199	0.799254	204.0
GSVT	0.826548	0.811330	0.842500	300.0
SB	0.844165	0.834831	0.853723	892.0
SR	0.826424	0.843256	0.810300	681.0
macro avg	0.826718	0.827654	0.826444	2077.0
micro avg	0.832515	0.832515	0.832515	2077.0
weighted avg	0.832422	0.832860	0.832515	2077.0

The result of Model Number:Dataset Number:Featuregroup Number:Rescale of 60 : 1 : 8 : 1

	f1-score	precision	recall	support
AFIB	0.860934	0.902153	0.823520	204.0
GSVT	0.906795	0.897088	0.916749	300.0
SB	0.926057	0.920941	0.931241	892.0
SR	0.915595	0.914801	0.916406	681.0
macro avg	0.902345	0.908746	0.896979	2077.0
micro avg	0.913704	0.913704	0.913704	2077.0
weighted avg	0.913448	0.913637	0.913704	2077.0

The result of Model Number:Dataset Number:Featuregroup Number:Rescale of 60 : 1 : 9 : 0

	f1-score	precision	recall	support
AFIB	0.642630	0.628825	0.657089	875.0
GSVT	0.665511	0.675162	0.656175	691.0
SB	0.708462	0.708327	0.708600	1553.0
SR	0.690706	0.698734	0.682864	907.0
macro avg	0.676827	0.677762	0.676182	4026.0
micro avg	0.682609	0.682609	0.682609	4026.0
weighted avg	0.682782	0.683195	0.682609	4026.0

The result of Model Number:Dataset Number:Featuregroup Number:Rescale of 60 : 1 : 9 : 1

	f1-score	precision	recall	support
AFIB	0.714932	0.699655	0.730933	875.0
GSVT	0.740358	0.751679	0.729439	691.0
SB	0.789220	0.789324	0.789119	1553.0
SR	0.768888	0.776850	0.761090	907.0
macro avg	0.753350	0.754377	0.752645	4026.0
micro avg	0.759915	0.759915	0.759915	4026.0
weighted avg	0.760108	0.760564	0.759915	4026.0

The result of Model Number:Dataset Number:Featuregroup Number:Rescale of 60 : 1 : 10 : 0

	f1-score	precision	recall	support
AFIB	0.783697	0.790187	0.882727	204.0
GSVT	0.849866	0.813491	0.958848	300.0
SB	0.775959	0.773263	0.778677	892.0

SR 0.768244 0.768389 0.768104 681.0
macro avg 0.794442 0.786333 0.847089 2077.0
micro avg 0.811454 0.811454 0.811454 2077.0
weighted avg 0.784865 0.779138 0.811454 2077.0
The result of Model Number:Dataset Number:Featuregroup Number:Rescale of 60 : 1 :

10 : 1

f1-score precision recall support

AFIB 0.690603 0.679546 0.777068 204.0
GSVT 0.808514 0.799132 0.818413 300.0
SB 0.835586 0.832430 0.838770 892.0
SR 0.655616 0.659005 0.652372 681.0
macro avg 0.747579 0.742529 0.771656 2077.0
micro avg 0.768654 0.768654 0.768654 2077.0
weighted avg 0.758427 0.755743 0.768654 2077.0

The result of Model Number:Dataset Number:Featuregroup Number:Rescale of 61 : 0 : 0 : 0

f1-score precision recall support

AFIB 0.758149 0.767886 0.748693 875.0
GSVT 0.766536 0.760337 0.772960 691.0
SB 0.819974 0.817509 0.822457 1553.0
SR 0.799670 0.799334 0.800017 907.0
macro avg 0.786082 0.786266 0.786031 4026.0
micro avg 0.792874 0.792874 0.792874 4026.0
weighted avg 0.792791 0.792817 0.792874 4026.0

The result of Model Number:Dataset Number:Featuregroup Number:Rescale of 61 : 0 : 0 : 1

f1-score precision recall support

AFIB 0.837762 0.830353 0.845339 875.0
GSVT 0.761671 0.737620 0.847374 691.0
SB 0.686688 0.659315 0.729494 1553.0
SR 0.707731 0.715054 0.700602 907.0
macro avg 0.748463 0.735586 0.780702 4026.0
micro avg 0.768395 0.768395 0.768395 4026.0
weighted avg 0.737132 0.722485 0.768395 4026.0

The result of Model Number:Dataset Number:Featuregroup Number:Rescale of 61 : 0 : 1 : 0

f1-score precision recall support

AFIB 0.702790 0.774169 0.644137 204.0
GSVT 0.649023 0.693903 0.609899 300.0
SB 0.706593 0.660222 0.759981 892.0
SR 0.611568 0.643716 0.582647 681.0
macro avg 0.667494 0.693002 0.649166 2077.0
micro avg 0.668782 0.668782 0.668782 2077.0
weighted avg 0.666748 0.670867 0.668782 2077.0

The result of Model Number:Dataset Number:Featuregroup Number:Rescale of 61 : 0 : 1 :
1

	f1-score	precision	recall	support
AFIB	0.704459	0.697858	0.711213	875.0
GSVT	0.716299	0.722043	0.710716	691.0
SB	0.759314	0.756407	0.762248	1553.0
SR	0.742325	0.749860	0.734960	907.0
macro avg	0.730599	0.731542	0.729784	4026.0
micro avg	0.736164	0.736164	0.736164	4026.0
weighted avg	0.736182	0.736309	0.736164	4026.0

The result of Model Number:Dataset Number:Featuregroup Number:Rescale of 61 : 0 : 2 :
0

	f1-score	precision	recall	support
AFIB	0.675488	0.678705	0.672332	875.0
GSVT	0.683833	0.671405	0.696799	691.0
SB	0.723547	0.720776	0.726341	1553.0
SR	0.702161	0.714179	0.690551	907.0
macro avg	0.696257	0.696266	0.696506	4026.0
micro avg	0.701469	0.701469	0.701469	4026.0
weighted avg	0.701468	0.701673	0.701469	4026.0

The result of Model Number:Dataset Number:Featuregroup Number:Rescale of 61 : 0 : 2 :
1

	f1-score	precision	recall	support
AFIB	0.703144	0.776690	0.642527	204.0
GSVT	0.827200	0.816278	0.838507	300.0
SB	0.877243	0.873833	0.880684	892.0
SR	0.856163	0.843961	0.868732	681.0
macro avg	0.815937	0.827691	0.807612	2077.0
micro avg	0.847282	0.847282	0.847282	2077.0
weighted avg	0.846003	0.846184	0.847282	2077.0

The result of Model Number:Dataset Number:Featuregroup Number:Rescale of 61 : 0 : 3 :
0

	f1-score	precision	recall	support
AFIB	0.580522	0.652746	0.523201	204.0
GSVT	0.688747	0.674040	0.704141	300.0
SB	0.735250	0.731502	0.739041	892.0
SR	0.718756	0.709654	0.728140	681.0
macro avg	0.680819	0.691985	0.673631	2077.0
micro avg	0.709226	0.709226	0.709226	2077.0
weighted avg	0.707928	0.708303	0.709226	2077.0

The result of Model Number:Dataset Number:Featuregroup Number:Rescale of 61 : 0 : 3 :
1

	f1-score	precision	recall	support
AFIB	0.745045	0.744678	0.745469	875.0

GSVT 0.761218 0.757472 0.765048 691.0
SB 0.796247 0.791042 0.801527 1553.0
SR 0.773581 0.786181 0.761398 907.0
macro avg 0.769023 0.769843 0.768361 4026.0
micro avg 0.774042 0.774042 0.774042 4026.0
weighted avg 0.774000 0.774109 0.774042 4026.0
The result of Model Number:Dataset Number:Featuregroup Number:Rescale of 61 : 0 : 4 :
0

f1-score precision recall support

AFIB 0.729861 0.724929 0.734961 875.0
GSVT 0.747667 0.747965 0.747466 691.0
SB 0.794244 0.792217 0.796290 1553.0
SR 0.772618 0.781250 0.764185 907.0
macro avg 0.761098 0.761590 0.760725 4026.0
micro avg 0.767348 0.767348 0.767348 4026.0
weighted avg 0.767385 0.767527 0.767348 4026.0
The result of Model Number:Dataset Number:Featuregroup Number:Rescale of 61 : 0 : 4 :
1

f1-score precision recall support

AFIB 0.815830 0.820483 0.811365 204.0
GSVT 0.832616 0.826611 0.838718 300.0
SB 0.849432 0.846329 0.852572 892.0
SR 0.840398 0.845916 0.834973 681.0
macro avg 0.834569 0.834835 0.834407 2077.0
micro avg 0.840753 0.840753 0.840753 2077.0
weighted avg 0.840741 0.840807 0.840753 2077.0
The result of Model Number:Dataset Number:Featuregroup Number:Rescale of 61 : 0 : 5 :
0

f1-score precision recall support

AFIB 0.734327 0.748398 0.720963 204.0
GSVT 0.757679 0.753776 0.761692 300.0
SB 0.776417 0.775207 0.777635 892.0
SR 0.768766 0.768002 0.769555 681.0
macro avg 0.759297 0.761346 0.757461 2077.0
micro avg 0.767117 0.767117 0.767117 2077.0
weighted avg 0.767068 0.767116 0.767117 2077.0
The result of Model Number:Dataset Number:Featuregroup Number:Rescale of 61 : 0 : 5 :
1

f1-score precision recall support

AFIB 0.860929 0.928030 0.803276 204.0
GSVT 0.887183 0.902201 0.872694 300.0
SB 0.940247 0.931593 0.949091 892.0
SR 0.902824 0.889732 0.916349 681.0
macro avg 0.897795 0.912889 0.885353 2077.0

micro avg 0.912999 0.912999 0.912999 2077.0
weighted avg 0.912522 0.913272 0.912999 2077.0
The result of Model Number:Dataset Number:Featuregroup Number:Rescale of 61 : 0 : 6 :
0

	f1-score	precision	recall	support
AFIB	0.638523	0.706039	0.583124	204.0
GSVT	0.734704	0.726201	0.743549	300.0
SB	0.776787	0.773593	0.780009	892.0
SR	0.760105	0.748846	0.771716	681.0
macro avg	0.727530	0.738670	0.719599	2077.0
micro avg	0.752686	0.752686	0.752686	2077.0
weighted avg	0.751659	0.751999	0.752686	2077.0

The result of Model Number:Dataset Number:Featuregroup Number:Rescale of 61 : 0 : 6 :
1

	f1-score	precision	recall	support
AFIB	0.793691	0.784330	0.803319	875.0
GSVT	0.807136	0.812243	0.802122	691.0
SB	0.860563	0.859406	0.861727	1553.0
SR	0.839422	0.847374	0.831645	907.0
macro avg	0.825203	0.825838	0.824703	4026.0
micro avg	0.832025	0.832025	0.832025	4026.0
weighted avg	0.832097	0.832284	0.832025	4026.0

The result of Model Number:Dataset Number:Featuregroup Number:Rescale of 61 : 0 : 7 :
0

	f1-score	precision	recall	support
AFIB	0.774323	0.791849	0.757655	204.0
GSVT	0.794929	0.791037	0.798894	300.0
SB	0.811191	0.808848	0.813553	892.0
SR	0.805979	0.805631	0.806340	681.0
macro avg	0.796606	0.799341	0.794110	2077.0
micro avg	0.803580	0.803580	0.803580	2077.0
weighted avg	0.803512	0.803551	0.803580	2077.0

The result of Model Number:Dataset Number:Featuregroup Number:Rescale of 61 : 0 : 7 :
1

	f1-score	precision	recall	support
AFIB	0.817246	0.818662	0.815848	875.0
GSVT	0.827155	0.817651	0.836952	691.0
SB	0.871023	0.860520	0.881789	1553.0
SR	0.829621	0.854758	0.805939	907.0
macro avg	0.836262	0.837898	0.835132	4026.0
micro avg	0.842674	0.842674	0.842674	4026.0
weighted avg	0.842479	0.842767	0.842674	4026.0

The result of Model Number:Dataset Number:Featuregroup Number:Rescale of 61 : 0 : 8 :
0

f1-score precision recall support
AFIB 0.912616 0.942258 0.884962 204.0
GSVT 0.937813 0.925855 0.950272 300.0
SB 0.964271 0.960635 0.967945 892.0
SR 0.950784 0.952506 0.949105 681.0
macro avg 0.941371 0.945313 0.938071 2077.0
micro avg 0.951065 0.951065 0.951065 2077.0
weighted avg 0.950954 0.951141 0.951065 2077.0
The result of Model Number:Dataset Number:Featuregroup Number:Rescale of 61 : 0 : 8 :
1

f1-score precision recall support
AFIB 0.725246 0.723015 0.727536 875.0
GSVT 0.706758 0.710224 0.703438 691.0
SB 0.743001 0.712168 0.776632 1553.0
SR 0.639414 0.697637 0.590211 907.0
macro avg 0.703605 0.710761 0.699454 4026.0
micro avg 0.711401 0.711401 0.711401 4026.0
weighted avg 0.709585 0.710918 0.711401 4026.0
The result of Model Number:Dataset Number:Featuregroup Number:Rescale of 61 : 0 : 9 :
0

f1-score precision recall support
AFIB 0.770329 0.780530 0.760507 204.0
GSVT 0.793575 0.790711 0.796478 300.0
SB 0.803460 0.800959 0.805979 892.0
SR 0.794705 0.796236 0.793202 681.0
macro avg 0.790517 0.792109 0.789042 2077.0
micro avg 0.795951 0.795951 0.795951 2077.0
weighted avg 0.795907 0.795924 0.795951 2077.0
The result of Model Number:Dataset Number:Featuregroup Number:Rescale of 61 : 0 : 9 :
1

f1-score precision recall support
AFIB 0.696834 0.712357 0.682173 204.0
GSVT 0.705431 0.695099 0.716368 300.0
SB 0.721372 0.714203 0.728717 892.0
SR 0.708065 0.718235 0.698201 681.0
macro avg 0.707925 0.709973 0.706365 2077.0
micro avg 0.712356 0.712356 0.712356 2077.0
weighted avg 0.712296 0.712584 0.712356 2077.0
The result of Model Number:Dataset Number:Featuregroup Number:Rescale of 61 : 0 :
10 : 0

f1-score precision recall support
AFIB 0.717120 0.708117 0.726564 875.0
GSVT 0.665346 0.685490 0.648576 691.0
SB 0.716350 0.663499 0.780245 1553.0

SR 0.556985 0.681707 0.474953 907.0
macro avg 0.663950 0.684703 0.657585 4026.0
micro avg 0.677201 0.677201 0.677201 4026.0
weighted avg 0.671861 0.681073 0.677201 4026.0
The result of Model Number:Dataset Number:Featuregroup Number:Rescale of 61 : 0 :
10 : 1

f1-score precision recall support
AFIB 0.737274 0.746743 0.728079 875.0
GSVT 0.745430 0.739402 0.751677 691.0
SB 0.797397 0.795000 0.799811 1553.0
SR 0.777652 0.777325 0.777990 907.0
macro avg 0.764438 0.764618 0.764389 4026.0
micro avg 0.771044 0.771044 0.771044 4026.0
weighted avg 0.770963 0.770988 0.771044 4026.0
The result of Model Number:Dataset Number:Featuregroup Number:Rescale of 61 : 1 : 0 :
0

f1-score precision recall support
AFIB 0.744219 0.836808 0.670734 204.0
GSVT 0.882961 0.864107 0.902696 300.0
SB 0.942578 0.937773 0.947437 892.0
SR 0.921432 0.909763 0.933463 681.0
macro avg 0.872797 0.887113 0.863582 2077.0
micro avg 0.909215 0.909215 0.909215 2077.0
weighted avg 0.907551 0.908032 0.909215 2077.0
The result of Model Number:Dataset Number:Featuregroup Number:Rescale of 61 : 1 : 0 :
1

f1-score precision recall support
AFIB 0.634374 0.628262 0.640703 875.0
GSVT 0.650994 0.652856 0.649210 691.0
SB 0.692119 0.690527 0.693723 1553.0
SR 0.672649 0.680564 0.664931 907.0
macro avg 0.662534 0.663052 0.662142 4026.0
micro avg 0.668073 0.668073 0.668073 4026.0
weighted avg 0.668124 0.668285 0.668073 4026.0
The result of Model Number:Dataset Number:Featuregroup Number:Rescale of 61 : 1 : 1 :
0

f1-score precision recall support
AFIB 0.755667 0.746180 0.765618 875.0
GSVT 0.701109 0.722337 0.683438 691.0
SB 0.754856 0.699163 0.822185 1553.0
SR 0.586924 0.718351 0.500483 907.0
macro avg 0.699639 0.721507 0.692931 4026.0
micro avg 0.713602 0.713602 0.713602 4026.0
weighted avg 0.707975 0.717682 0.713602 4026.0

The result of Model Number:Dataset Number:Featuregroup Number:Rescale of 61 : 1 : 1 : 1

	f1-score	precision	recall	support
AFIB	0.716385	0.748734	0.686949	204.0
GSVT	0.741301	0.732976	0.749953	300.0
SB	0.713104	0.682014	0.763032	892.0
SR	0.594114	0.599179	0.589234	681.0
macro avg	0.691226	0.690726	0.697292	2077.0
micro avg	0.696686	0.696686	0.696686	2077.0
weighted avg	0.678485	0.668768	0.696686	2077.0

The result of Model Number:Dataset Number:Featuregroup Number:Rescale of 61 : 1 : 2 : 0

	f1-score	precision	recall	support
AFIB	0.746065	0.747560	0.744608	875.0
GSVT	0.747913	0.743875	0.752014	691.0
SB	0.781820	0.777643	0.786047	1553.0
SR	0.763116	0.772166	0.754297	907.0
macro avg	0.759728	0.760311	0.759242	4026.0
micro avg	0.764047	0.764047	0.764047	4026.0
weighted avg	0.764016	0.764075	0.764047	4026.0

The result of Model Number:Dataset Number:Featuregroup Number:Rescale of 61 : 1 : 2 : 1

	f1-score	precision	recall	support
AFIB	0.886639	0.895307	0.878345	875.0
GSVT	0.879867	0.873191	0.886935	691.0
SB	0.930999	0.921420	0.940861	1553.0
SR	0.901448	0.915945	0.887657	907.0
macro avg	0.899738	0.901466	0.898449	4026.0
micro avg	0.906032	0.906032	0.906032	4026.0
weighted avg	0.905924	0.906233	0.906032	4026.0

The result of Model Number:Dataset Number:Featuregroup Number:Rescale of 61 : 1 : 3 : 0

	f1-score	precision	recall	support
AFIB	0.864583	0.923186	0.813551	204.0
GSVT	0.814642	0.838812	0.792131	300.0
SB	0.851504	0.810628	0.897207	892.0
SR	0.755553	0.789856	0.724929	681.0
macro avg	0.821570	0.840620	0.806954	2077.0
micro avg	0.817327	0.817327	0.817327	2077.0
weighted avg	0.816004	0.818943	0.817327	2077.0

The result of Model Number:Dataset Number:Featuregroup Number:Rescale of 61 : 1 : 3 : 1

	f1-score	precision	recall	support
AFIB	0.841135	0.852370	0.830429	204.0

GSVT 0.855994 0.850780 0.861404 300.0
SB 0.876628 0.875851 0.877413 892.0
SR 0.870151 0.870283 0.870024 681.0
macro avg 0.860977 0.862321 0.859818 2077.0
micro avg 0.868063 0.868063 0.868063 2077.0
weighted avg 0.868038 0.868098 0.868063 2077.0
The result of Model Number:Dataset Number:Featuregroup Number:Rescale of 61 : 1 : 4 :
0

f1-score precision recall support
AFIB 0.723746 0.730796 0.717007 204.0
GSVT 0.740483 0.737083 0.743939 300.0
SB 0.750716 0.748133 0.753322 892.0
SR 0.744376 0.747264 0.741545 681.0
macro avg 0.739830 0.740819 0.738953 2077.0
micro avg 0.744539 0.744539 0.744539 2077.0
weighted avg 0.744510 0.744549 0.744539 2077.0
The result of Model Number:Dataset Number:Featuregroup Number:Rescale of 61 : 1 : 4 :
1

f1-score precision recall support
AFIB 0.812736 0.837566 0.789426 875.0
GSVT 0.862487 0.859566 0.865504 691.0
SB 0.942478 0.938692 0.946300 1553.0
SR 0.892632 0.877149 0.908759 907.0
macro avg 0.877583 0.878243 0.877497 4026.0
micro avg 0.889880 0.889880 0.889880 4026.0
weighted avg 0.889321 0.889268 0.889880 4026.0
The result of Model Number:Dataset Number:Featuregroup Number:Rescale of 61 : 1 : 5 :
0

f1-score precision recall support
AFIB 0.629133 0.610329 0.670820 875.0
GSVT 0.538759 0.526961 0.551297 691.0
SB 0.714600 0.708778 0.720709 1553.0
SR 0.670398 0.698544 0.645690 907.0
macro avg 0.638223 0.636153 0.647129 4026.0
micro avg 0.663889 0.663889 0.663889 4026.0
weighted avg 0.655887 0.653870 0.663889 4026.0
The result of Model Number:Dataset Number:Featuregroup Number:Rescale of 61 : 1 : 5 :
1

f1-score precision recall support
AFIB 0.633688 0.638287 0.629200 875.0
GSVT 0.647588 0.641569 0.653770 691.0
SB 0.695967 0.691766 0.700225 1553.0
SR 0.673158 0.680674 0.665808 907.0
macro avg 0.662600 0.663074 0.662251 4026.0

micro avg 0.669061 0.669061 0.669061 4026.0
weighted avg 0.668989 0.669028 0.669061 4026.0
The result of Model Number:Dataset Number:Featuregroup Number:Rescale of 61 : 1 : 6 :
0

	f1-score	precision	recall	support
AFIB	0.901895	0.926757	0.878512	204.0
GSVT	0.925897	0.908757	0.943784	300.0
SB	0.940913	0.932117	0.949879	892.0
SR	0.917263	0.929724	0.905146	681.0
macro avg	0.921492	0.924339	0.919330	2077.0
micro avg	0.927322	0.927322	0.927322	2077.0
weighted avg	0.927157	0.927432	0.927322	2077.0

The result of Model Number:Dataset Number:Featuregroup Number:Rescale of 61 : 1 : 6 :
1

	f1-score	precision	recall	support
AFIB	0.677496	0.675538	0.679528	875.0
GSVT	0.690053	0.689492	0.690663	691.0
SB	0.732936	0.729901	0.736003	1553.0
SR	0.710933	0.718743	0.703329	907.0
macro avg	0.702855	0.703418	0.702381	4026.0
micro avg	0.708586	0.708586	0.708586	4026.0
weighted avg	0.708570	0.708636	0.708586	4026.0

The result of Model Number:Dataset Number:Featuregroup Number:Rescale of 61 : 1 : 7 :
0

	f1-score	precision	recall	support
AFIB	0.777345	0.802262	0.754162	204.0
GSVT	0.800601	0.786827	0.814984	300.0
SB	0.814450	0.806399	0.822666	892.0
SR	0.792673	0.802593	0.783014	681.0
macro avg	0.796267	0.799520	0.793706	2077.0
micro avg	0.801827	0.801827	0.801827	2077.0
weighted avg	0.801665	0.801918	0.801827	2077.0

The result of Model Number:Dataset Number:Featuregroup Number:Rescale of 61 : 1 : 7 :
1

	f1-score	precision	recall	support
AFIB	0.763023	0.777045	0.749591	204.0
GSVT	0.775839	0.770758	0.781008	300.0
SB	0.789110	0.785258	0.793003	892.0
SR	0.780954	0.784201	0.777745	681.0
macro avg	0.777232	0.779315	0.775337	2077.0
micro avg	0.782004	0.782004	0.782004	2077.0
weighted avg	0.781957	0.782010	0.782004	2077.0

The result of Model Number:Dataset Number:Featuregroup Number:Rescale of 61 : 1 : 8 :
0

f1-score precision recall support
AFIB 0.699128 0.690202 0.708329 875.0
GSVT 0.711399 0.715479 0.707385 691.0
SB 0.761509 0.758311 0.764742 1553.0
SR 0.739087 0.751050 0.727512 907.0
macro avg 0.727781 0.728761 0.726992 4026.0
micro avg 0.734250 0.734250 0.734250 4026.0
weighted avg 0.734299 0.734521 0.734250 4026.0
The result of Model Number:Dataset Number:Featuregroup Number:Rescale of 61 : 1 : 8 :
1

f1-score precision recall support
AFIB 0.922799 0.941392 0.905520 204.0
GSVT 0.952409 0.944760 0.960367 300.0
SB 0.973028 0.972048 0.974010 892.0
SR 0.964158 0.963605 0.964724 681.0
macro avg 0.953099 0.955451 0.951155 2077.0
micro avg 0.962268 0.962268 0.962268 2077.0
weighted avg 0.962208 0.962328 0.962268 2077.0
The result of Model Number:Dataset Number:Featuregroup Number:Rescale of 61 : 1 : 9 :
0

f1-score precision recall support
AFIB 0.747003 0.766559 0.728761 204.0
GSVT 0.702878 0.723306 0.683955 300.0
SB 0.741687 0.715574 0.769792 892.0
SR 0.672249 0.694142 0.651830 681.0
macro avg 0.715954 0.724895 0.708584 2077.0
micro avg 0.714687 0.714687 0.714687 2077.0
weighted avg 0.713836 0.714671 0.714687 2077.0
The result of Model Number:Dataset Number:Featuregroup Number:Rescale of 61 : 1 : 9 :
1

f1-score precision recall support
AFIB 0.624824 0.622902 0.626797 875.0
GSVT 0.608896 0.611882 0.606036 691.0
SB 0.640120 0.613556 0.669094 1553.0
SR 0.550877 0.601037 0.508487 907.0
macro avg 0.606179 0.612344 0.602603 4026.0
micro avg 0.612896 0.612896 0.612896 4026.0
weighted avg 0.611331 0.612480 0.612896 4026.0
The result of Model Number:Dataset Number:Featuregroup Number:Rescale of 61 : 1 :
10 : 0

f1-score precision recall support
AFIB 0.791633 0.803635 0.780004 204.0
GSVT 0.804362 0.797581 0.811301 300.0
SB 0.822204 0.819551 0.824875 892.0

SR 0.813378 0.816399 0.810401 681.0
macro avg 0.807894 0.809292 0.806645 2077.0
micro avg 0.813762 0.813762 0.813762 2077.0
weighted avg 0.813730 0.813781 0.813762 2077.0
The result of Model Number:Dataset Number:Featuregroup Number:Rescale of 61 : 1 :

10 : 1

f1-score precision recall support

AFIB 0.780288 0.780039 0.780579 875.0
GSVT 0.791917 0.781738 0.802458 691.0
SB 0.837642 0.835820 0.839476 1553.0
SR 0.814466 0.826405 0.802881 907.0
macro avg 0.806078 0.806000 0.806348 4026.0
micro avg 0.812077 0.812077 0.812077 4026.0
weighted avg 0.812108 0.812293 0.812077 4026.0

The result of Model Number:Dataset Number:Featuregroup Number:Rescale of 62 : 0 : 0 : 0

f1-score precision recall support

AFIB 0.697427 0.697551 0.697333 875.0
GSVT 0.704805 0.707186 0.702485 691.0
SB 0.740362 0.737809 0.742936 1553.0
SR 0.726303 0.728753 0.723896 907.0
macro avg 0.717224 0.717825 0.716662 4026.0
micro avg 0.721792 0.721792 0.721792 4026.0
weighted avg 0.721760 0.721763 0.721792 4026.0

The result of Model Number:Dataset Number:Featuregroup Number:Rescale of 62 : 0 : 0 : 1

f1-score precision recall support

AFIB 0.818187 0.836689 0.800510 875.0
GSVT 0.867464 0.871156 0.863854 691.0
SB 0.941886 0.937447 0.946373 1553.0
SR 0.892424 0.878735 0.906583 907.0
macro avg 0.879990 0.881007 0.879330 4026.0
micro avg 0.891544 0.891544 0.891544 4026.0
weighted avg 0.891085 0.890944 0.891544 4026.0

The result of Model Number:Dataset Number:Featuregroup Number:Rescale of 62 : 0 : 1 : 0

f1-score precision recall support

AFIB 0.908576 0.928816 0.889460 204.0
GSVT 0.919785 0.906314 0.934046 300.0
SB 0.940570 0.931223 0.950148 892.0
SR 0.923220 0.936480 0.910358 681.0
macro avg 0.923038 0.925708 0.921003 2077.0
micro avg 0.928815 0.928815 0.928815 2077.0
weighted avg 0.928737 0.929112 0.928815 2077.0

The result of Model Number:Dataset Number:Featuregroup Number:Rescale of 62 : 0 : 1 : 1

	f1-score	precision	recall	support
AFIB	0.763098	0.845326	0.696061	204.0
GSVT	0.899493	0.886885	0.912697	300.0
SB	0.955044	0.951969	0.958148	892.0
SR	0.930592	0.916437	0.945215	681.0
macro avg	0.887057	0.900154	0.878030	2077.0
micro avg	0.921601	0.921601	0.921601	2077.0
weighted avg	0.920150	0.920444	0.921601	2077.0

The result of Model Number:Dataset Number:Featuregroup Number:Rescale of 62 : 0 : 2 : 0

	f1-score	precision	recall	support
AFIB	0.726868	0.723208	0.730597	875.0
GSVT	0.741025	0.744613	0.737484	691.0
SB	0.789237	0.787421	0.791065	1553.0
SR	0.769479	0.773596	0.765414	907.0
macro avg	0.756652	0.757209	0.756140	4026.0
micro avg	0.762948	0.762948	0.762948	4026.0
weighted avg	0.762956	0.763003	0.762948	4026.0

The result of Model Number:Dataset Number:Featuregroup Number:Rescale of 62 : 0 : 2 : 1

	f1-score	precision	recall	support
AFIB	0.642062	0.652488	0.631998	875.0
GSVT	0.682852	0.684991	0.680766	691.0
SB	0.742908	0.740348	0.745490	1553.0
SR	0.703317	0.695484	0.711372	907.0
macro avg	0.692785	0.693328	0.692407	4026.0
micro avg	0.702029	0.702029	0.702029	4026.0
weighted avg	0.701763	0.701644	0.702029	4026.0

The result of Model Number:Dataset Number:Featuregroup Number:Rescale of 62 : 0 : 3 : 0

	f1-score	precision	recall	support
AFIB	0.660524	0.660618	0.660516	875.0
GSVT	0.672060	0.666489	0.677775	691.0
SB	0.703638	0.697551	0.709843	1553.0
SR	0.680451	0.695823	0.665768	907.0
macro avg	0.679168	0.680120	0.678475	4026.0
micro avg	0.683689	0.683689	0.683689	4026.0
weighted avg	0.683624	0.683803	0.683689	4026.0

The result of Model Number:Dataset Number:Featuregroup Number:Rescale of 62 : 0 : 3 : 1

	f1-score	precision	recall	support
AFIB	0.864543	0.845971	0.883996	875.0

GSVT 0.895325 0.908309 0.882766 691.0
SB 0.953109 0.952928 0.953294 1553.0
SR 0.929221 0.940021 0.918671 907.0
macro avg 0.910550 0.911807 0.909682 4026.0
micro avg 0.918328 0.918328 0.918328 4026.0
weighted avg 0.918561 0.919116 0.918328 4026.0
The result of Model Number:Dataset Number:Featuregroup Number:Rescale of 62 : 0 : 4 :
0

f1-score precision recall support
AFIB 0.675208 0.744611 0.618055 204.0
GSVT 0.803478 0.792620 0.814718 300.0
SB 0.855647 0.852225 0.859100 892.0
SR 0.832423 0.821171 0.844025 681.0
macro avg 0.791689 0.802657 0.783974 2077.0
micro avg 0.824071 0.824071 0.824071 2077.0
weighted avg 0.822775 0.822864 0.824071 2077.0
The result of Model Number:Dataset Number:Featuregroup Number:Rescale of 62 : 0 : 4 :
1

f1-score precision recall support
AFIB 0.775284 0.782323 0.768769 204.0
GSVT 0.800908 0.796068 0.806017 300.0
SB 0.817664 0.816568 0.818764 892.0
SR 0.810098 0.811778 0.808431 681.0
macro avg 0.800989 0.801684 0.800495 2077.0
micro avg 0.808624 0.808624 0.808624 2077.0
weighted avg 0.808601 0.808673 0.808624 2077.0
The result of Model Number:Dataset Number:Featuregroup Number:Rescale of 62 : 0 : 5 :
0

f1-score precision recall support
AFIB 0.774119 0.789120 0.760026 204.0
GSVT 0.804138 0.797414 0.811124 300.0
SB 0.819142 0.817498 0.820795 892.0
SR 0.811331 0.812172 0.810496 681.0
macro avg 0.802182 0.804051 0.800610 2077.0
micro avg 0.810052 0.810052 0.810052 2077.0
weighted avg 0.809992 0.810063 0.810052 2077.0
The result of Model Number:Dataset Number:Featuregroup Number:Rescale of 62 : 0 : 5 :
1

f1-score precision recall support
AFIB 0.648854 0.676956 0.623177 204.0
GSVT 0.606566 0.612226 0.601313 300.0
SB 0.628749 0.597837 0.663077 892.0
SR 0.560386 0.595751 0.529166 681.0
macro avg 0.611139 0.620693 0.604183 2077.0

micro avg 0.606331 0.606331 0.606331 2077.0
weighted avg 0.605105 0.607002 0.606331 2077.0
The result of Model Number:Dataset Number:Featuregroup Number:Rescale of 62 : 0 : 6 :
0

	f1-score	precision	recall	support
AFIB	0.681127	0.697472	0.665841	204.0
GSVT	0.705346	0.701258	0.709568	300.0
SB	0.720410	0.717767	0.723074	892.0
SR	0.714150	0.714679	0.713629	681.0
macro avg	0.705258	0.707794	0.703028	2077.0
micro avg	0.712405	0.712405	0.712405	2077.0
weighted avg	0.712323	0.712377	0.712405	2077.0

The result of Model Number:Dataset Number:Featuregroup Number:Rescale of 62 : 0 : 6 :
1

	f1-score	precision	recall	support
AFIB	0.819276	0.827201	0.811650	204.0
GSVT	0.848267	0.846594	0.849960	300.0
SB	0.865997	0.864463	0.867548	892.0
SR	0.858014	0.858429	0.857635	681.0
macro avg	0.847888	0.849172	0.846698	2077.0
micro avg	0.856267	0.856267	0.856267	2077.0
weighted avg	0.856230	0.856244	0.856267	2077.0

The result of Model Number:Dataset Number:Featuregroup Number:Rescale of 62 : 0 : 7 :
0

	f1-score	precision	recall	support
AFIB	0.648567	0.623773	0.689364	875.0
GSVT	0.672026	0.648832	0.703485	691.0
SB	0.748761	0.735545	0.763284	1553.0
SR	0.634184	0.762569	0.547532	907.0
macro avg	0.675885	0.692680	0.675916	4026.0
micro avg	0.688349	0.688349	0.688349	4026.0
weighted avg	0.688002	0.702458	0.688349	4026.0

The result of Model Number:Dataset Number:Featuregroup Number:Rescale of 62 : 0 : 7 :
1

	f1-score	precision	recall	support
AFIB	0.790215	0.861783	0.730939	204.0
GSVT	0.917188	0.906708	0.928197	300.0
SB	0.972624	0.970134	0.975132	892.0
SR	0.948810	0.935962	0.962043	681.0
macro avg	0.907209	0.918647	0.899078	2077.0
micro avg	0.940077	0.940077	0.940077	2077.0
weighted avg	0.938893	0.939127	0.940077	2077.0

The result of Model Number:Dataset Number:Featuregroup Number:Rescale of 62 : 0 : 8 :
0

f1-score precision recall support
AFIB 0.712204 0.760479 0.670166 204.0
GSVT 0.671065 0.690976 0.652522 300.0
SB 0.701430 0.667759 0.739078 892.0
SR 0.622390 0.650647 0.597164 681.0
macro avg 0.676773 0.692465 0.664733 2077.0
micro avg 0.673277 0.673277 0.673277 2077.0
weighted avg 0.672187 0.674609 0.673277 2077.0
The result of Model Number:Dataset Number:Featuregroup Number:Rescale of 62 : 0 : 8 :
1

f1-score precision recall support
AFIB 0.739336 0.737287 0.741452 875.0
GSVT 0.745187 0.748741 0.741740 691.0
SB 0.780080 0.777587 0.782591 1553.0
SR 0.767608 0.771316 0.763972 907.0
macro avg 0.758052 0.758732 0.757439 4026.0
micro avg 0.762444 0.762444 0.762444 4026.0
weighted avg 0.762426 0.762464 0.762444 4026.0
The result of Model Number:Dataset Number:Featuregroup Number:Rescale of 62 : 0 : 9 :
0

f1-score precision recall support
AFIB 0.688005 0.689196 0.686827 875.0
GSVT 0.696347 0.688345 0.704594 691.0
SB 0.733277 0.724435 0.742340 1553.0
SR 0.698422 0.719584 0.678485 907.0
macro avg 0.704013 0.705390 0.703061 4026.0
micro avg 0.709411 0.709411 0.709411 4026.0
weighted avg 0.709247 0.709489 0.709411 4026.0
The result of Model Number:Dataset Number:Featuregroup Number:Rescale of 62 : 0 : 9 :
1

f1-score precision recall support
AFIB 0.857913 0.863918 0.852023 204.0
GSVT 0.877874 0.873546 0.882258 300.0
SB 0.895322 0.893832 0.896828 892.0
SR 0.886411 0.888515 0.884327 681.0
macro avg 0.879380 0.879953 0.878859 2077.0
micro avg 0.886224 0.886224 0.886224 2077.0
weighted avg 0.886206 0.886220 0.886224 2077.0
The result of Model Number:Dataset Number:Featuregroup Number:Rescale of 62 : 0 :
10 : 0

f1-score precision recall support
AFIB 0.849157 0.851266 0.847116 875.0
GSVT 0.863781 0.866376 0.861310 691.0
SB 0.916316 0.910096 0.922627 1553.0

SR 0.898879 0.905552 0.892338 907.0
macro avg 0.882033 0.883322 0.880848 4026.0
micro avg 0.888868 0.888868 0.888868 4026.0
weighted avg 0.888775 0.888782 0.888868 4026.0
The result of Model Number:Dataset Number:Featuregroup Number:Rescale of 62 : 0 :
10 : 1

f1-score precision recall support
AFIB 0.815905 0.806032 0.826060 875.0
GSVT 0.826950 0.835428 0.818706 691.0
SB 0.878304 0.875446 0.881188 1553.0
SR 0.859093 0.867921 0.850474 907.0
macro avg 0.845063 0.846207 0.844107 4026.0
micro avg 0.851563 0.851563 0.851563 4026.0
weighted avg 0.851601 0.851796 0.851563 4026.0
The result of Model Number:Dataset Number:Featuregroup Number:Rescale of 62 : 1 : 0 :
0

f1-score precision recall support
AFIB 0.634978 0.643724 0.626745 875.0
GSVT 0.648840 0.646153 0.651725 691.0
SB 0.691116 0.682055 0.700450 1553.0
SR 0.669418 0.679415 0.660008 907.0
macro avg 0.661088 0.662837 0.659732 4026.0
micro avg 0.666957 0.666957 0.666957 4026.0
weighted avg 0.666771 0.666967 0.666957 4026.0
The result of Model Number:Dataset Number:Featuregroup Number:Rescale of 62 : 1 : 0 :
1

f1-score precision recall support
AFIB 0.685002 0.703885 0.667242 204.0
GSVT 0.703232 0.690214 0.716817 300.0
SB 0.714637 0.707956 0.721447 892.0
SR 0.696674 0.706139 0.687471 681.0
macro avg 0.699886 0.702048 0.698244 2077.0
micro avg 0.704314 0.704314 0.704314 2077.0
weighted avg 0.704189 0.704397 0.704314 2077.0
The result of Model Number:Dataset Number:Featuregroup Number:Rescale of 62 : 1 : 1 :
0

f1-score precision recall support
AFIB 0.714886 0.721246 0.708675 875.0
GSVT 0.729891 0.721881 0.738128 691.0
SB 0.784994 0.778882 0.791209 1553.0
SR 0.758907 0.769664 0.748450 907.0
macro avg 0.747170 0.747919 0.746615 4026.0
micro avg 0.754528 0.754528 0.754528 4026.0
weighted avg 0.754422 0.754496 0.754528 4026.0

The result of Model Number:Dataset Number:Featuregroup Number:Rescale of 62 : 1 : 1 : 1

	f1-score	precision	recall	support
AFIB	0.737036	0.814968	0.673090	204.0
GSVT	0.848056	0.838241	0.858266	300.0
SB	0.896632	0.892945	0.900351	892.0
SR	0.877376	0.864381	0.890778	681.0
macro avg	0.839775	0.852634	0.830621	2077.0
micro avg	0.868812	0.868812	0.868812	2077.0
weighted avg	0.867627	0.868019	0.868812	2077.0

The result of Model Number:Dataset Number:Featuregroup Number:Rescale of 62 : 1 : 2 : 0

	f1-score	precision	recall	support
AFIB	0.875299	0.898215	0.853924	204.0
GSVT	0.823596	0.847533	0.801423	300.0
SB	0.869070	0.838472	0.902002	892.0
SR	0.787706	0.813359	0.763780	681.0
macro avg	0.838918	0.849395	0.830282	2077.0
micro avg	0.837433	0.837433	0.837433	2077.0
weighted avg	0.836437	0.837415	0.837433	2077.0

The result of Model Number:Dataset Number:Featuregroup Number:Rescale of 62 : 1 : 2 : 1

	f1-score	precision	recall	support
AFIB	0.679650	0.693964	0.666021	204.0
GSVT	0.700781	0.694379	0.707319	300.0
SB	0.712226	0.710638	0.713823	892.0
SR	0.703762	0.704498	0.703036	681.0
macro avg	0.699105	0.700870	0.697550	2077.0
micro avg	0.704652	0.704652	0.704652	2077.0
weighted avg	0.704598	0.704639	0.704652	2077.0

The result of Model Number:Dataset Number:Featuregroup Number:Rescale of 62 : 1 : 3 : 0

	f1-score	precision	recall	support
AFIB	0.549768	0.598886	0.580567	204.0
GSVT	0.746737	0.734530	0.759614	300.0
SB	0.635704	0.630862	0.640668	892.0
SR	0.777362	0.768567	0.786385	681.0
macro avg	0.677393	0.683211	0.691808	2077.0
micro avg	0.699723	0.699723	0.699723	2077.0
weighted avg	0.689747	0.687845	0.699723	2077.0

The result of Model Number:Dataset Number:Featuregroup Number:Rescale of 62 : 1 : 3 : 1

	f1-score	precision	recall	support
AFIB	0.821817	0.841489	0.804246	204.0

GSVT 0.846017 0.834097 0.858637 300.0
SB 0.867999 0.859181 0.877040 892.0
SR 0.847253 0.859486 0.835430 681.0
macro avg 0.845771 0.848563 0.843838 2077.0
micro avg 0.853589 0.853589 0.853589 2077.0
weighted avg 0.853486 0.853920 0.853589 2077.0
The result of Model Number:Dataset Number:Featuregroup Number:Rescale of 62 : 1 : 4 :
0

f1-score precision recall support
AFIB 0.688829 0.691405 0.686564 875.0
GSVT 0.704334 0.711129 0.697809 691.0
SB 0.748927 0.741072 0.757008 1553.0
SR 0.722993 0.729356 0.716988 907.0
macro avg 0.716271 0.718240 0.714592 4026.0
micro avg 0.722522 0.722522 0.722522 4026.0
weighted avg 0.722369 0.722499 0.722522 4026.0
The result of Model Number:Dataset Number:Featuregroup Number:Rescale of 62 : 1 : 4 :
1

f1-score precision recall support
AFIB 0.821368 0.825120 0.817696 875.0
GSVT 0.835061 0.827999 0.842306 691.0
SB 0.882677 0.873663 0.891883 1553.0
SR 0.837121 0.854769 0.820233 907.0
macro avg 0.844057 0.845388 0.843029 4026.0
micro avg 0.851108 0.851108 0.851108 4026.0
weighted avg 0.850917 0.851019 0.851108 4026.0
The result of Model Number:Dataset Number:Featuregroup Number:Rescale of 62 : 1 : 5 :
0

f1-score precision recall support
AFIB 0.695820 0.697165 0.694534 875.0
GSVT 0.674133 0.671171 0.677161 691.0
SB 0.704388 0.661575 0.753145 1553.0
SR 0.566934 0.656911 0.498770 907.0
macro avg 0.660319 0.671706 0.655902 4026.0
micro avg 0.670058 0.670058 0.670058 4026.0
weighted avg 0.666367 0.669907 0.670058 4026.0
The result of Model Number:Dataset Number:Featuregroup Number:Rescale of 62 : 1 : 5 :
1

f1-score precision recall support
AFIB 0.725716 0.708802 0.743575 875.0
GSVT 0.696662 0.704320 0.689216 691.0
SB 0.733125 0.685785 0.787504 1553.0
SR 0.586753 0.704576 0.503003 907.0
macro avg 0.685564 0.700871 0.680824 4026.0

micro avg 0.696993 0.696993 0.696993 4026.0
weighted avg 0.692281 0.698202 0.696993 4026.0
The result of Model Number:Dataset Number:Featuregroup Number:Rescale of 62 : 1 : 6 :
0

	f1-score	precision	recall	support
AFIB	0.740048	0.745733	0.734618	204.0
GSVT	0.766109	0.765375	0.766870	300.0
SB	0.781783	0.779962	0.783620	892.0
SR	0.774588	0.775632	0.773564	681.0
macro avg	0.765632	0.766676	0.764668	2077.0
micro avg	0.773091	0.773091	0.773091	2077.0
weighted avg	0.773061	0.773074	0.773091	2077.0

The result of Model Number:Dataset Number:Featuregroup Number:Rescale of 62 : 1 : 6 :
1

	f1-score	precision	recall	support
AFIB	0.701421	0.756090	0.654450	204.0
GSVT	0.722811	0.735046	0.711007	300.0
SB	0.766043	0.758993	0.773250	892.0
SR	0.735554	0.724888	0.746573	681.0
macro avg	0.731457	0.743754	0.721320	2077.0
micro avg	0.743844	0.743844	0.743844	2077.0
weighted avg	0.743455	0.744067	0.743844	2077.0

The result of Model Number:Dataset Number:Featuregroup Number:Rescale of 62 : 1 : 7 :
0

	f1-score	precision	recall	support
AFIB	0.756625	0.735640	0.781225	875.0
GSVT	0.766503	0.798789	0.741441	691.0
SB	0.842030	0.841604	0.842467	1553.0
SR	0.820906	0.826043	0.815838	907.0
macro avg	0.796516	0.800519	0.795243	4026.0
micro avg	0.805818	0.805818	0.805818	4026.0
weighted avg	0.805746	0.807720	0.805818	4026.0

The result of Model Number:Dataset Number:Featuregroup Number:Rescale of 62 : 1 : 7 :
1

	f1-score	precision	recall	support
AFIB	0.671149	0.692948	0.650812	204.0
GSVT	0.689679	0.680885	0.698842	300.0
SB	0.709136	0.706462	0.711839	892.0
SR	0.699218	0.700484	0.697984	681.0
macro avg	0.692296	0.695195	0.689869	2077.0
micro avg	0.699425	0.699425	0.699425	2077.0
weighted avg	0.699343	0.699481	0.699425	2077.0

The result of Model Number:Dataset Number:Featuregroup Number:Rescale of 62 : 1 : 8 :
0

f1-score precision recall support
AFIB 0.736534 0.747827 0.725698 204.0
GSVT 0.753998 0.747601 0.760537 300.0
SB 0.767114 0.764639 0.769608 892.0
SR 0.759231 0.762050 0.756443 681.0
macro avg 0.754219 0.755529 0.753072 2077.0
micro avg 0.759669 0.759669 0.759669 2077.0
weighted avg 0.759631 0.759678 0.759669 2077.0
The result of Model Number:Dataset Number:Featuregroup Number:Rescale of 62 : 1 : 8 :
1

f1-score precision recall support
AFIB 0.768807 0.800905 0.739322 875.0
GSVT 0.830580 0.826375 0.834929 691.0
SB 0.910756 0.905631 0.915964 1553.0
SR 0.852786 0.833849 0.872617 907.0
macro avg 0.840732 0.841690 0.840708 4026.0
micro avg 0.853899 0.853899 0.853899 4026.0
weighted avg 0.853084 0.853096 0.853899 4026.0
The result of Model Number:Dataset Number:Featuregroup Number:Rescale of 62 : 1 : 9 :
0

f1-score precision recall support
AFIB 0.641335 0.639363 0.643361 875.0
GSVT 0.624987 0.628052 0.622051 691.0
SB 0.657036 0.629770 0.686776 1553.0
SR 0.565434 0.616921 0.521924 907.0
macro avg 0.622198 0.628526 0.618528 4026.0
micro avg 0.629092 0.629092 0.629092 4026.0
weighted avg 0.627486 0.628665 0.629092 4026.0
The result of Model Number:Dataset Number:Featuregroup Number:Rescale of 62 : 1 : 9 :
1

f1-score precision recall support
AFIB 0.750123 0.757045 0.743366 875.0
GSVT 0.767638 0.765566 0.769749 691.0
SB 0.817546 0.809861 0.825386 1553.0
SR 0.794958 0.802934 0.787153 907.0
macro avg 0.782566 0.783852 0.781413 4026.0
micro avg 0.789397 0.789397 0.789397 4026.0
weighted avg 0.789238 0.789219 0.789397 4026.0
The result of Model Number:Dataset Number:Featuregroup Number:Rescale of 62 : 1 :
10 : 0

f1-score precision recall support
AFIB 0.710404 0.707515 0.713335 875.0
GSVT 0.720788 0.725146 0.716511 691.0
SB 0.760207 0.759281 0.761137 1553.0

SR 0.744348 0.745527 0.743194 907.0
macro avg 0.733937 0.734367 0.733544 4026.0
micro avg 0.739046 0.739046 0.739046 4026.0
weighted avg 0.739044 0.739073 0.739046 4026.0
The result of Model Number:Dataset Number:Featuregroup Number:Rescale of 62 : 1 : 10 : 1

f1-score precision recall support
AFIB 0.754025 0.755568 0.752570 204.0
GSVT 0.770609 0.767614 0.773682 300.0
SB 0.787716 0.786665 0.788775 892.0
SR 0.781931 0.784242 0.779635 681.0
macro avg 0.773570 0.773522 0.773665 2077.0
micro avg 0.780042 0.780042 0.780042 2077.0
weighted avg 0.780039 0.780065 0.780042 2077.0

The result of Model Number:Dataset Number:Featuregroup Number:Rescale of 63 : 0 : 0 : 0

f1-score precision recall support
AFIB 0.783256 0.777265 0.789444 875.0
GSVT 0.801278 0.805659 0.796991 691.0
SB 0.848488 0.847894 0.849090 1553.0
SR 0.825951 0.829958 0.822026 907.0
macro avg 0.814743 0.815194 0.814388 4026.0
micro avg 0.821087 0.821087 0.821087 4026.0
weighted avg 0.821131 0.821254 0.821087 4026.0

The result of Model Number:Dataset Number:Featuregroup Number:Rescale of 63 : 0 : 0 : 1

f1-score precision recall support
AFIB 0.871892 0.899342 0.846280 204.0
GSVT 0.828344 0.846037 0.811513 300.0
SB 0.855283 0.825355 0.887495 892.0
SR 0.781090 0.807488 0.756419 681.0
macro avg 0.834152 0.844556 0.825427 2077.0
micro avg 0.829496 0.829496 0.829496 2077.0
weighted avg 0.828697 0.829751 0.829496 2077.0

The result of Model Number:Dataset Number:Featuregroup Number:Rescale of 63 : 0 : 1 : 0

f1-score precision recall support
AFIB 0.838508 0.847446 0.829893 204.0
GSVT 0.853928 0.849244 0.858759 300.0
SB 0.873640 0.872183 0.875106 892.0
SR 0.866357 0.867768 0.864962 681.0
macro avg 0.858108 0.859160 0.857180 2077.0
micro avg 0.864978 0.864978 0.864978 2077.0
weighted avg 0.864954 0.864993 0.864978 2077.0

The result of Model Number:Dataset Number:Featuregroup Number:Rescale of 63 : 0 : 1 : 1

	f1-score	precision	recall	support
AFIB	0.593035	0.666815	0.534478	204.0
GSVT	0.703592	0.688568	0.719318	300.0
SB	0.751098	0.747269	0.754970	892.0
SR	0.734248	0.724950	0.743835	681.0
macro avg	0.695493	0.706901	0.688150	2077.0
micro avg	0.724513	0.724513	0.724513	2077.0
weighted avg	0.723187	0.723570	0.724513	2077.0

The result of Model Number:Dataset Number:Featuregroup Number:Rescale of 63 : 0 : 2 : 0

	f1-score	precision	recall	support
AFIB	0.908335	0.929927	0.887823	204.0
GSVT	0.931916	0.928320	0.935638	300.0
SB	0.955009	0.952878	0.957150	892.0
SR	0.942994	0.941097	0.944932	681.0
macro avg	0.934563	0.938055	0.931386	2077.0
micro avg	0.943228	0.943228	0.943228	2077.0
weighted avg	0.943150	0.943214	0.943228	2077.0

The result of Model Number:Dataset Number:Featuregroup Number:Rescale of 63 : 0 : 2 : 1

	f1-score	precision	recall	support
AFIB	0.910712	0.932361	0.890147	204.0
GSVT	0.934355	0.930749	0.938087	300.0
SB	0.957508	0.955372	0.959655	892.0
SR	0.945462	0.943560	0.947405	681.0
macro avg	0.937009	0.940510	0.933823	2077.0
micro avg	0.945696	0.945696	0.945696	2077.0
weighted avg	0.945618	0.945682	0.945696	2077.0

The result of Model Number:Dataset Number:Featuregroup Number:Rescale of 63 : 0 : 3 : 0

	f1-score	precision	recall	support
AFIB	0.754887	0.761603	0.748328	875.0
GSVT	0.770732	0.762274	0.779429	691.0
SB	0.828918	0.822464	0.835481	1553.0
SR	0.801371	0.812730	0.790329	907.0
macro avg	0.788977	0.789768	0.788392	4026.0
micro avg	0.796747	0.796747	0.796747	4026.0
weighted avg	0.796636	0.796713	0.796747	4026.0

The result of Model Number:Dataset Number:Featuregroup Number:Rescale of 63 : 0 : 3 : 1

	f1-score	precision	recall	support
AFIB	0.895966	0.921181	0.872280	204.0

GSVT 0.919130 0.912679 0.925847 300.0
SB 0.944406 0.940627 0.948217 892.0
SR 0.931853 0.932436 0.931299 681.0
macro avg 0.922839 0.926731 0.919411 2077.0
micro avg 0.931980 0.931980 0.931980 2077.0
weighted avg 0.931882 0.931994 0.931980 2077.0
The result of Model Number:Dataset Number:Featuregroup Number:Rescale of 63 : 0 : 4 :
0

f1-score precision recall support

AFIB 0.833649 0.841799 0.825851 875.0
GSVT 0.827282 0.821005 0.833927 691.0
SB 0.875358 0.866352 0.884631 1553.0
SR 0.847573 0.861204 0.834606 907.0
macro avg 0.845965 0.847590 0.844754 4026.0
micro avg 0.851883 0.851883 0.851883 4026.0
weighted avg 0.851782 0.852073 0.851883 4026.0

The result of Model Number:Dataset Number:Featuregroup Number:Rescale of 63 : 0 : 4 :
1

f1-score precision recall support

AFIB 0.737910 0.815093 0.674297 204.0
GSVT 0.868101 0.856639 0.879966 300.0
SB 0.920617 0.917039 0.924229 892.0
SR 0.898495 0.885690 0.911686 681.0
macro avg 0.856281 0.868615 0.847544 2077.0
micro avg 0.889175 0.889175 0.889175 2077.0
weighted avg 0.887833 0.888023 0.889175 2077.0

The result of Model Number:Dataset Number:Featuregroup Number:Rescale of 63 : 0 : 5 :
0

f1-score precision recall support

AFIB 0.669431 0.738240 0.612766 204.0
GSVT 0.796603 0.785837 0.807746 300.0
SB 0.848325 0.844933 0.851748 892.0
SR 0.825300 0.814144 0.836802 681.0
macro avg 0.784915 0.795789 0.777266 2077.0
micro avg 0.817020 0.817020 0.817020 2077.0
weighted avg 0.815734 0.815823 0.817020 2077.0

The result of Model Number:Dataset Number:Featuregroup Number:Rescale of 63 : 0 : 5 :
1

f1-score precision recall support

AFIB 0.645784 0.647580 0.644031 875.0
GSVT 0.660577 0.660393 0.660766 691.0
SB 0.703535 0.696922 0.710282 1553.0
SR 0.684893 0.694770 0.675301 907.0
macro avg 0.673697 0.674916 0.672595 4026.0

micro avg 0.679504 0.679504 0.679504 4026.0
weighted avg 0.679411 0.679444 0.679504 4026.0
The result of Model Number:Dataset Number:Featuregroup Number:Rescale of 63 : 0 : 6 :
0

	f1-score	precision	recall	support
AFIB	0.644081	0.702414	0.595767	204.0
GSVT	0.747574	0.739032	0.756546	300.0
SB	0.792758	0.790728	0.794801	892.0
SR	0.773348	0.762875	0.784134	681.0
macro avg	0.739440	0.748762	0.732812	2077.0
micro avg	0.766229	0.766229	0.766229	2077.0
weighted avg	0.765264	0.765455	0.766229	2077.0

The result of Model Number:Dataset Number:Featuregroup Number:Rescale of 63 : 0 : 6 :
1

	f1-score	precision	recall	support
AFIB	0.783901	0.785136	0.782773	204.0
GSVT	0.802860	0.801607	0.804184	300.0
SB	0.819422	0.818422	0.820430	892.0
SR	0.813684	0.815245	0.812131	681.0
macro avg	0.804967	0.805103	0.804880	2077.0
micro avg	0.811664	0.811664	0.811664	2077.0
weighted avg	0.811660	0.811683	0.811664	2077.0

The result of Model Number:Dataset Number:Featuregroup Number:Rescale of 63 : 0 : 7 :
0

	f1-score	precision	recall	support
AFIB	0.903211	0.916904	0.889943	204.0
GSVT	0.917734	0.909998	0.925651	300.0
SB	0.938091	0.935065	0.941139	892.0
SR	0.928021	0.931468	0.924624	681.0
macro avg	0.921764	0.923359	0.920339	2077.0
micro avg	0.928459	0.928459	0.928459	2077.0
weighted avg	0.928423	0.928481	0.928459	2077.0

The result of Model Number:Dataset Number:Featuregroup Number:Rescale of 63 : 0 : 7 :
1

	f1-score	precision	recall	support
AFIB	0.717773	0.727078	0.708895	204.0
GSVT	0.745547	0.745065	0.746052	300.0
SB	0.761256	0.759649	0.762876	892.0
SR	0.753600	0.753171	0.754044	681.0
macro avg	0.744544	0.746241	0.742967	2077.0
micro avg	0.752248	0.752248	0.752248	2077.0
weighted avg	0.752206	0.752219	0.752248	2077.0

The result of Model Number:Dataset Number:Featuregroup Number:Rescale of 63 : 0 : 8 :
0

f1-score precision recall support
AFIB 0.834850 0.815879 0.854784 875.0
GSVT 0.863462 0.877464 0.849970 691.0
SB 0.921219 0.921225 0.921220 1553.0
SR 0.897641 0.907868 0.887645 907.0
macro avg 0.879293 0.880609 0.878405 4026.0
micro avg 0.886988 0.886988 0.886988 4026.0
weighted avg 0.887223 0.887809 0.886988 4026.0
The result of Model Number:Dataset Number:Featuregroup Number:Rescale of 63 : 0 : 8 :
1

f1-score precision recall support
AFIB 0.831406 0.823612 0.839455 875.0
GSVT 0.788253 0.769306 0.846198 691.0
SB 0.911467 0.908120 0.914864 1553.0
SR 0.708922 0.713894 0.704029 907.0
macro avg 0.810012 0.803733 0.826137 4026.0
micro avg 0.839191 0.839191 0.839191 4026.0
weighted avg 0.827288 0.822171 0.839191 4026.0
The result of Model Number:Dataset Number:Featuregroup Number:Rescale of 63 : 0 : 9 :
0

f1-score precision recall support
AFIB 0.735687 0.739883 0.731661 204.0
GSVT 0.750825 0.745409 0.756327 300.0
SB 0.765988 0.763191 0.768820 892.0
SR 0.757842 0.762818 0.752950 681.0
macro avg 0.752585 0.752825 0.752439 2077.0
micro avg 0.758162 0.758162 0.758162 2077.0
weighted avg 0.758151 0.758211 0.758162 2077.0
The result of Model Number:Dataset Number:Featuregroup Number:Rescale of 63 : 0 : 9 :
1

f1-score precision recall support
AFIB 0.892329 0.894546 0.890184 875.0
GSVT 0.907696 0.910423 0.905100 691.0
SB 0.962902 0.956366 0.969534 1553.0
SR 0.944579 0.951591 0.937706 907.0
macro avg 0.926877 0.928231 0.925631 4026.0
micro avg 0.934059 0.934059 0.934059 4026.0
weighted avg 0.933961 0.933969 0.934059 4026.0
The result of Model Number:Dataset Number:Featuregroup Number:Rescale of 63 : 0 :
10 : 0

f1-score precision recall support
AFIB 0.854645 0.842773 0.866937 875.0
GSVT 0.885186 0.896995 0.873799 691.0
SB 0.940355 0.938428 0.942293 1553.0

SR 0.915880 0.922957 0.908912 907.0
macro avg 0.899016 0.900288 0.897985 4026.0
micro avg 0.906639 0.906639 0.906639 4026.0
weighted avg 0.906744 0.907042 0.906639 4026.0
The result of Model Number:Dataset Number:Featuregroup Number:Rescale of 63 : 0 :
10 : 1

f1-score precision recall support
AFIB 0.783168 0.785863 0.780591 875.0
GSVT 0.798037 0.782115 0.814764 691.0
SB 0.844786 0.840217 0.849409 1553.0
SR 0.812111 0.830994 0.794116 907.0
macro avg 0.809526 0.809797 0.809720 4026.0
micro avg 0.816049 0.816049 0.816049 4026.0
weighted avg 0.816009 0.816354 0.816049 4026.0
The result of Model Number:Dataset Number:Featuregroup Number:Rescale of 63 : 1 : 0 :
0

f1-score precision recall support
AFIB 0.845760 0.861282 0.831195 204.0
GSVT 0.877866 0.870808 0.885201 300.0
SB 0.894151 0.892555 0.895755 892.0
SR 0.885297 0.886085 0.884515 681.0
macro avg 0.875768 0.877682 0.874166 2077.0
micro avg 0.884204 0.884204 0.884204 2077.0
weighted avg 0.884143 0.884221 0.884204 2077.0
The result of Model Number:Dataset Number:Featuregroup Number:Rescale of 63 : 1 : 0 :
1

f1-score precision recall support
AFIB 0.878711 0.881542 0.875981 875.0
GSVT 0.891065 0.876918 0.905756 691.0
SB 0.938882 0.931042 0.946861 1553.0
SR 0.891687 0.914334 0.870168 907.0
macro avg 0.900086 0.900959 0.899691 4026.0
micro avg 0.907123 0.907123 0.907123 4026.0
weighted avg 0.906965 0.907230 0.907123 4026.0
The result of Model Number:Dataset Number:Featuregroup Number:Rescale of 63 : 1 : 1 :
0

f1-score precision recall support
AFIB 0.828902 0.845455 0.813111 204.0
GSVT 0.838211 0.827737 0.849079 300.0
SB 0.854213 0.846046 0.862542 892.0
SR 0.838701 0.849703 0.828002 681.0
macro avg 0.840007 0.842235 0.838184 2077.0
micro avg 0.844418 0.844418 0.844418 2077.0
weighted avg 0.844330 0.844542 0.844418 2077.0

The result of Model Number:Dataset Number:Featuregroup Number:Rescale of 63 : 1 : 1 :
1

	f1-score	precision	recall	support
AFIB	0.771367	0.767505	0.775523	875.0
GSVT	0.788796	0.789863	0.787891	691.0
SB	0.839960	0.837194	0.842767	1553.0
SR	0.815292	0.823754	0.807099	907.0
macro avg	0.803854	0.804579	0.803320	4026.0
micro avg	0.810698	0.810698	0.810698	4026.0
weighted avg	0.810713	0.810896	0.810698	4026.0

The result of Model Number:Dataset Number:Featuregroup Number:Rescale of 63 : 1 : 2 :
0

	f1-score	precision	recall	support
AFIB	0.697758	0.691036	0.704720	875.0
GSVT	0.716039	0.718087	0.714077	691.0
SB	0.761273	0.759522	0.763037	1553.0
SR	0.739858	0.748563	0.731368	907.0
macro avg	0.728732	0.729302	0.728300	4026.0
micro avg	0.734825	0.734825	0.734825	4026.0
weighted avg	0.734880	0.735057	0.734825	4026.0

The result of Model Number:Dataset Number:Featuregroup Number:Rescale of 63 : 1 : 2 :
1

	f1-score	precision	recall	support
AFIB	0.879375	0.900771	0.859188	204.0
GSVT	0.890429	0.878171	0.903153	300.0
SB	0.908408	0.899337	0.917671	892.0
SR	0.892548	0.904261	0.881160	681.0
macro avg	0.892690	0.895635	0.890293	2077.0
micro avg	0.897859	0.897859	0.897859	2077.0
weighted avg	0.897760	0.898035	0.897859	2077.0

The result of Model Number:Dataset Number:Featuregroup Number:Rescale of 63 : 1 : 3 :
0

	f1-score	precision	recall	support
AFIB	0.652366	0.680996	0.626210	204.0
GSVT	0.607310	0.611683	0.603249	300.0
SB	0.629828	0.598200	0.664990	892.0
SR	0.558756	0.595648	0.526286	681.0
macro avg	0.612065	0.621632	0.605184	2077.0
micro avg	0.606785	0.606785	0.606785	2077.0
weighted avg	0.605487	0.607443	0.606785	2077.0

The result of Model Number:Dataset Number:Featuregroup Number:Rescale of 63 : 1 : 3 :
1

	f1-score	precision	recall	support
AFIB	0.742611	0.766735	0.720100	204.0

GSVT 0.756689 0.749916 0.763736 300.0
SB 0.774682 0.769372 0.780067 892.0
SR 0.762048 0.765263 0.758905 681.0
macro avg 0.759008 0.762821 0.755702 2077.0
micro avg 0.764880 0.764880 0.764880 2077.0
weighted avg 0.764791 0.764956 0.764880 2077.0
The result of Model Number:Dataset Number:Featuregroup Number:Rescale of 63 : 1 : 4 :
0

f1-score precision recall support
AFIB 0.670994 0.687056 0.656648 204.0
GSVT 0.690753 0.681020 0.701057 300.0
SB 0.708701 0.701501 0.716083 892.0
SR 0.691762 0.701750 0.682109 681.0
macro avg 0.690552 0.692832 0.688974 2077.0
micro avg 0.696936 0.696936 0.696936 2077.0
weighted avg 0.696851 0.697206 0.696936 2077.0
The result of Model Number:Dataset Number:Featuregroup Number:Rescale of 63 : 1 : 4 :
1

f1-score precision recall support
AFIB 0.701085 0.705992 0.696272 204.0
GSVT 0.717397 0.713860 0.720980 300.0
SB 0.731655 0.730438 0.732886 892.0
SR 0.724374 0.726093 0.722671 681.0
macro avg 0.718628 0.719096 0.718202 2077.0
micro avg 0.724221 0.724221 0.724221 2077.0
weighted avg 0.724206 0.724218 0.724221 2077.0
The result of Model Number:Dataset Number:Featuregroup Number:Rescale of 63 : 1 : 5 :
0

f1-score precision recall support
AFIB 0.738803 0.730048 0.747832 875.0
GSVT 0.749318 0.756562 0.742285 691.0
SB 0.795276 0.792233 0.798348 1553.0
SR 0.776735 0.785696 0.767998 907.0
macro avg 0.765033 0.766135 0.764116 4026.0
micro avg 0.770909 0.770909 0.770909 4026.0
weighted avg 0.770937 0.771123 0.770909 4026.0
The result of Model Number:Dataset Number:Featuregroup Number:Rescale of 63 : 1 : 5 :
1

f1-score precision recall support
AFIB 0.662741 0.666379 0.659186 875.0
GSVT 0.663668 0.655278 0.672381 691.0
SB 0.697962 0.695161 0.700792 1553.0
SR 0.682979 0.691270 0.674927 907.0
macro avg 0.676838 0.677022 0.676821 4026.0

micro avg 0.681046 0.681046 0.681046 4026.0
weighted avg 0.681046 0.681184 0.681046 4026.0
The result of Model Number:Dataset Number:Featuregroup Number:Rescale of 63 : 1 : 6 :
0

	f1-score	precision	recall	support
AFIB	0.657087	0.689917	0.627569	204.0
GSVT	0.676897	0.664352	0.690159	300.0
SB	0.692387	0.685408	0.699525	892.0
SR	0.673185	0.679198	0.667338	681.0
macro avg	0.674889	0.679719	0.671148	2077.0
micro avg	0.680551	0.680551	0.680551	2077.0
weighted avg	0.680386	0.680773	0.680551	2077.0

The result of Model Number:Dataset Number:Featuregroup Number:Rescale of 63 : 1 : 6 :
1

	f1-score	precision	recall	support
AFIB	0.603031	0.587600	0.619351	875.0
GSVT	0.570051	0.602359	0.541164	691.0
SB	0.604453	0.556242	0.661829	1553.0
SR	0.482856	0.586492	0.410433	907.0
macro avg	0.565098	0.583173	0.558194	4026.0
micro avg	0.575251	0.575251	0.575251	4026.0
weighted avg	0.570845	0.577787	0.575251	4026.0

The result of Model Number:Dataset Number:Featuregroup Number:Rescale of 63 : 1 : 7 :
0

	f1-score	precision	recall	support
AFIB	0.794419	0.782545	0.806688	875.0
GSVT	0.809650	0.816574	0.802855	691.0
SB	0.865093	0.862114	0.868098	1553.0
SR	0.839772	0.852297	0.827638	907.0
macro avg	0.827233	0.828383	0.826320	4026.0
micro avg	0.834438	0.834438	0.834438	4026.0
weighted avg	0.834512	0.834793	0.834438	4026.0

The result of Model Number:Dataset Number:Featuregroup Number:Rescale of 63 : 1 : 7 :
1

	f1-score	precision	recall	support
AFIB	0.704999	0.712833	0.697698	204.0
GSVT	0.726837	0.722700	0.731234	300.0
SB	0.741297	0.740303	0.742294	892.0
SR	0.734991	0.735975	0.734018	681.0
macro avg	0.727031	0.727953	0.726311	2077.0
micro avg	0.733603	0.733603	0.733603	2077.0
weighted avg	0.733575	0.733644	0.733603	2077.0

The result of Model Number:Dataset Number:Featuregroup Number:Rescale of 63 : 1 : 8 :
0

f1-score precision recall support
AFIB 0.680418 0.701053 0.660992 875.0
GSVT 0.726356 0.721319 0.731503 691.0
SB 0.794722 0.791682 0.797791 1553.0
SR 0.751616 0.740335 0.763290 907.0
macro avg 0.738278 0.738597 0.738394 4026.0
micro avg 0.748910 0.748910 0.748910 4026.0
weighted avg 0.748434 0.748340 0.748910 4026.0
The result of Model Number:Dataset Number:Featuregroup Number:Rescale of 63 : 1 : 8 :
1

f1-score precision recall support
AFIB 0.811632 0.813890 0.809429 875.0
GSVT 0.830224 0.829994 0.830463 691.0
SB 0.884215 0.875904 0.892695 1553.0
SR 0.860786 0.873199 0.848731 907.0
macro avg 0.846714 0.848247 0.845329 4026.0
micro avg 0.854013 0.854013 0.854013 4026.0
weighted avg 0.853895 0.853937 0.854013 4026.0
The result of Model Number:Dataset Number:Featuregroup Number:Rescale of 63 : 1 : 9 :
0

f1-score precision recall support
AFIB 0.856725 0.848693 0.865019 875.0
GSVT 0.812257 0.792734 0.871968 691.0
SB 0.939224 0.935775 0.942725 1553.0
SR 0.730511 0.735634 0.725469 907.0
macro avg 0.834679 0.828209 0.851295 4026.0
micro avg 0.864747 0.864747 0.864747 4026.0
weighted avg 0.852482 0.847209 0.864747 4026.0
The result of Model Number:Dataset Number:Featuregroup Number:Rescale of 63 : 1 : 9 :
1

f1-score precision recall support
AFIB 0.773954 0.784910 0.763935 204.0
GSVT 0.790023 0.775477 0.805270 300.0
SB 0.806861 0.797940 0.815997 892.0
SR 0.789904 0.805992 0.774493 681.0
macro avg 0.790185 0.791080 0.789924 2077.0
micro avg 0.795726 0.795726 0.795726 2077.0
weighted avg 0.795637 0.796056 0.795726 2077.0
The result of Model Number:Dataset Number:Featuregroup Number:Rescale of 63 : 1 :
10 : 0

f1-score precision recall support
AFIB 0.797797 0.806288 0.789924 204.0
GSVT 0.821243 0.815771 0.827029 300.0
SB 0.838597 0.837848 0.839349 892.0

SR 0.831526 0.832636 0.830425 681.0
macro avg 0.822291 0.823136 0.821682 2077.0
micro avg 0.829789 0.829789 0.829789 2077.0
weighted avg 0.829765 0.829850 0.829789 2077.0
The result of Model Number:Dataset Number:Featuregroup Number:Rescale of 63 : 1 :

10 : 1

f1-score precision recall support

AFIB 0.726914 0.734663 0.719446 204.0
GSVT 0.740283 0.736222 0.744471 300.0
SB 0.757371 0.756108 0.758642 892.0
SR 0.751057 0.752281 0.749847 681.0
macro avg 0.743906 0.744818 0.743102 2077.0
micro avg 0.749862 0.749862 0.749862 2077.0
weighted avg 0.749841 0.749875 0.749862 2077.0

The result of Model Number:Dataset Number:Featuregroup Number:Rescale of 64 : 0 : 0 : 0

f1-score precision recall support

AFIB 0.767340 0.774336 0.760571 204.0
GSVT 0.787365 0.784787 0.789985 300.0
SB 0.801759 0.801224 0.802297 892.0
SR 0.794708 0.794479 0.794948 681.0
macro avg 0.787793 0.788707 0.786950 2077.0
micro avg 0.794011 0.794011 0.794011 2077.0
weighted avg 0.793988 0.793998 0.794011 2077.0

The result of Model Number:Dataset Number:Featuregroup Number:Rescale of 64 : 0 : 0 : 1

f1-score precision recall support

AFIB 0.828941 0.812428 0.846182 875.0
GSVT 0.674685 0.627421 0.845698 691.0
SB 0.547432 0.548375 0.546492 1553.0
SR 0.887457 0.895272 0.879815 907.0
macro avg 0.734629 0.720874 0.779547 4026.0
micro avg 0.738073 0.738073 0.738073 4026.0
weighted avg 0.707058 0.697481 0.738073 4026.0

The result of Model Number:Dataset Number:Featuregroup Number:Rescale of 64 : 0 : 1 : 0

f1-score precision recall support

AFIB 0.707247 0.706610 0.707954 875.0
GSVT 0.719500 0.712912 0.726267 691.0
SB 0.755029 0.748391 0.761787 1553.0
SR 0.719483 0.737270 0.702597 907.0
macro avg 0.725315 0.726296 0.724651 4026.0
micro avg 0.730656 0.730656 0.730656 4026.0
weighted avg 0.730538 0.730716 0.730656 4026.0

The result of Model Number:Dataset Number:Featuregroup Number:Rescale of 64 : 0 : 1 : 1

	f1-score	precision	recall	support
AFIB	0.724870	0.722640	0.727159	875.0
GSVT	0.706392	0.709856	0.703074	691.0
SB	0.742616	0.711799	0.776229	1553.0
SR	0.639083	0.697275	0.589905	907.0
macro avg	0.703240	0.710393	0.699092	4026.0
micro avg	0.711032	0.711032	0.711032	4026.0
weighted avg	0.709217	0.710550	0.711032	4026.0

The result of Model Number:Dataset Number:Featuregroup Number:Rescale of 64 : 0 : 2 : 0

	f1-score	precision	recall	support
AFIB	0.708577	0.717277	0.700195	204.0
GSVT	0.722849	0.719761	0.725980	300.0
SB	0.731599	0.729403	0.733811	892.0
SR	0.725441	0.727167	0.723746	681.0
macro avg	0.722116	0.723402	0.720933	2077.0
micro avg	0.726078	0.726078	0.726078	2077.0
weighted avg	0.726055	0.726086	0.726078	2077.0

The result of Model Number:Dataset Number:Featuregroup Number:Rescale of 64 : 0 : 2 : 1

	f1-score	precision	recall	support
AFIB	0.876484	0.897304	0.856688	204.0
GSVT	0.905274	0.896786	0.914019	300.0
SB	0.924715	0.923681	0.925752	892.0
SR	0.915790	0.914870	0.916727	681.0
macro avg	0.905566	0.908160	0.903297	2077.0
micro avg	0.914315	0.914315	0.914315	2077.0
weighted avg	0.914244	0.914317	0.914315	2077.0

The result of Model Number:Dataset Number:Featuregroup Number:Rescale of 64 : 0 : 3 : 0

	f1-score	precision	recall	support
AFIB	0.812230	0.818788	0.805847	204.0
GSVT	0.830868	0.826794	0.835011	300.0
SB	0.847084	0.846144	0.848033	892.0
SR	0.840758	0.841876	0.839649	681.0
macro avg	0.832735	0.833400	0.832135	2077.0
micro avg	0.839260	0.839260	0.839260	2077.0
weighted avg	0.839244	0.839263	0.839260	2077.0

The result of Model Number:Dataset Number:Featuregroup Number:Rescale of 64 : 0 : 3 : 1

	f1-score	precision	recall	support
AFIB	0.849804	0.841617	0.858283	875.0

GSVT 0.872069 0.874563 0.869679 691.0
SB 0.927159 0.925027 0.929308 1553.0
SR 0.901078 0.911680 0.890738 907.0
macro avg 0.887527 0.888222 0.887002 4026.0
micro avg 0.894948 0.894948 0.894948 4026.0
weighted avg 0.895016 0.895231 0.894948 4026.0
The result of Model Number:Dataset Number:Featuregroup Number:Rescale of 64 : 0 : 4 :
0

f1-score precision recall support

AFIB 0.674356 0.673739 0.675056 875.0
GSVT 0.688179 0.686844 0.689591 691.0
SB 0.730247 0.728621 0.731892 1553.0
SR 0.710316 0.714950 0.705767 907.0
macro avg 0.700774 0.701038 0.700576 4026.0
micro avg 0.706394 0.706394 0.706394 4026.0
weighted avg 0.706389 0.706443 0.706394 4026.0
The result of Model Number:Dataset Number:Featuregroup Number:Rescale of 64 : 0 : 4 :
1

f1-score precision recall support

AFIB 0.807291 0.805725 0.808966 875.0
GSVT 0.822450 0.808060 0.837441 691.0
SB 0.881076 0.868575 0.893952 1553.0
SR 0.834611 0.871817 0.800487 907.0
macro avg 0.836357 0.838544 0.835211 4026.0
micro avg 0.844726 0.844726 0.844726 4026.0
weighted avg 0.844510 0.845259 0.844726 4026.0
The result of Model Number:Dataset Number:Featuregroup Number:Rescale of 64 : 0 : 5 :
0

f1-score precision recall support

AFIB 0.854941 0.862831 0.847241 875.0
GSVT 0.874905 0.872543 0.877310 691.0
SB 0.931786 0.923027 0.940721 1553.0
SR 0.906041 0.915132 0.897147 907.0
macro avg 0.891918 0.893383 0.890605 4026.0
micro avg 0.899704 0.899704 0.899704 4026.0
weighted avg 0.899522 0.899501 0.899704 4026.0
The result of Model Number:Dataset Number:Featuregroup Number:Rescale of 64 : 0 : 5 :
1

f1-score precision recall support

AFIB 0.768283 0.811988 0.729552 204.0
GSVT 0.811902 0.802961 0.821085 300.0
SB 0.823979 0.815780 0.832372 892.0
SR 0.814407 0.817191 0.811770 681.0
macro avg 0.804643 0.811980 0.798695 2077.0

micro avg 0.813888 0.813888 0.813888 2077.0
weighted avg 0.813626 0.814019 0.813888 2077.0
The result of Model Number:Dataset Number:Featuregroup Number:Rescale of 64 : 0 : 6 :
0

	f1-score	precision	recall	support
AFIB	0.650129	0.651858	0.648448	875.0
GSVT	0.662631	0.657963	0.667405	691.0
SB	0.700479	0.693337	0.707784	1553.0
SR	0.668459	0.683019	0.654531	907.0
macro avg	0.670424	0.671544	0.669542	4026.0
micro avg	0.675960	0.675960	0.675960	4026.0
weighted avg	0.675826	0.675926	0.675960	4026.0

The result of Model Number:Dataset Number:Featuregroup Number:Rescale of 64 : 0 : 6 :
1

	f1-score	precision	recall	support
AFIB	0.714348	0.754985	0.678335	204.0
GSVT	0.754904	0.746591	0.763443	300.0
SB	0.766134	0.758511	0.773938	892.0
SR	0.757234	0.759822	0.754782	681.0
macro avg	0.748155	0.754977	0.742625	2077.0
micro avg	0.756751	0.756751	0.756751	2077.0
weighted avg	0.756507	0.756873	0.756751	2077.0

The result of Model Number:Dataset Number:Featuregroup Number:Rescale of 64 : 0 : 7 :
0

	f1-score	precision	recall	support
AFIB	0.675149	0.685068	0.665576	204.0
GSVT	0.692256	0.686370	0.698257	300.0
SB	0.704220	0.701402	0.707062	892.0
SR	0.697255	0.700677	0.693874	681.0
macro avg	0.692220	0.693380	0.691192	2077.0
micro avg	0.697391	0.697391	0.697391	2077.0
weighted avg	0.697353	0.697389	0.697391	2077.0

The result of Model Number:Dataset Number:Featuregroup Number:Rescale of 64 : 0 : 7 :
1

	f1-score	precision	recall	support
AFIB	0.709180	0.699110	0.719623	875.0
GSVT	0.734899	0.744274	0.725868	691.0
SB	0.780995	0.779849	0.782152	1553.0
SR	0.761538	0.767250	0.755912	907.0
macro avg	0.746653	0.747621	0.745889	4026.0
micro avg	0.752990	0.752990	0.752990	4026.0
weighted avg	0.753092	0.753357	0.752990	4026.0

The result of Model Number:Dataset Number:Featuregroup Number:Rescale of 64 : 0 : 8 :
0

f1-score precision recall support
AFIB 0.867524 0.855327 0.880116 875.0
GSVT 0.886202 0.892851 0.879674 691.0
SB 0.942374 0.939604 0.945163 1553.0
SR 0.919161 0.931877 0.906802 907.0
macro avg 0.903815 0.904915 0.902939 4026.0
micro avg 0.911144 0.911144 0.911144 4026.0
weighted avg 0.911235 0.911522 0.911144 4026.0
The result of Model Number:Dataset Number:Featuregroup Number:Rescale of 64 : 0 : 8 :
1

f1-score precision recall support
AFIB 0.821242 0.822621 0.841597 204.0
GSVT 0.813522 0.845091 0.785275 300.0
SB 0.862916 0.815593 0.916423 892.0
SR 0.747964 0.816991 0.691587 681.0
macro avg 0.811411 0.825074 0.808720 2077.0
micro avg 0.816412 0.816412 0.816412 2077.0
weighted avg 0.813999 0.821002 0.816412 2077.0
The result of Model Number:Dataset Number:Featuregroup Number:Rescale of 64 : 0 : 9 :
0

f1-score precision recall support
AFIB 0.719696 0.716769 0.722665 875.0
GSVT 0.730216 0.734630 0.725882 691.0
SB 0.770150 0.769212 0.771092 1553.0
SR 0.754083 0.755278 0.752914 907.0
macro avg 0.743536 0.743972 0.743138 4026.0
micro avg 0.748712 0.748712 0.748712 4026.0
weighted avg 0.748711 0.748740 0.748712 4026.0
The result of Model Number:Dataset Number:Featuregroup Number:Rescale of 64 : 0 : 9 :
1

f1-score precision recall support
AFIB 0.896737 0.941542 0.856454 204.0
GSVT 0.923772 0.906652 0.941872 300.0
SB 0.944912 0.935387 0.954653 892.0
SR 0.918706 0.926912 0.910727 681.0
macro avg 0.921032 0.927623 0.915926 2077.0
micro avg 0.928760 0.928760 0.928760 2077.0
weighted avg 0.928535 0.929063 0.928760 2077.0
The result of Model Number:Dataset Number:Featuregroup Number:Rescale of 64 : 0 :
10 : 0

f1-score precision recall support
AFIB 0.698515 0.702499 0.694692 204.0
GSVT 0.712888 0.707746 0.718112 300.0
SB 0.727285 0.724629 0.729974 892.0

SR 0.719550 0.724275 0.714905 681.0
macro avg 0.714559 0.714787 0.714421 2077.0
micro avg 0.719855 0.719855 0.719855 2077.0
weighted avg 0.719844 0.719901 0.719855 2077.0
The result of Model Number:Dataset Number:Featuregroup Number:Rescale of 64 : 0 :
10 : 1

f1-score precision recall support
AFIB 0.841504 0.842450 0.840712 204.0
GSVT 0.860824 0.858902 0.862820 300.0
SB 0.879070 0.877896 0.880251 892.0
SR 0.872486 0.874683 0.870311 681.0
macro avg 0.863471 0.863483 0.863524 2077.0
micro avg 0.870591 0.870591 0.870591 2077.0
weighted avg 0.870586 0.870618 0.870591 2077.0
The result of Model Number:Dataset Number:Featuregroup Number:Rescale of 64 : 1 : 0 :
0

f1-score precision recall support
AFIB 0.768186 0.802328 0.736938 204.0
GSVT 0.800198 0.793916 0.806598 300.0
SB 0.812421 0.806154 0.818794 892.0
SR 0.803433 0.804760 0.802139 681.0
macro avg 0.796060 0.801789 0.791117 2077.0
micro avg 0.803532 0.803532 0.803532 2077.0
weighted avg 0.803364 0.803554 0.803532 2077.0
The result of Model Number:Dataset Number:Featuregroup Number:Rescale of 64 : 1 : 0 :
1

f1-score precision recall support
AFIB 0.739292 0.824541 0.670117 204.0
GSVT 0.871701 0.856529 0.887606 300.0
SB 0.930707 0.926582 0.934879 892.0
SR 0.909109 0.896679 0.921917 681.0
macro avg 0.862702 0.876083 0.853630 2077.0
micro avg 0.897796 0.897796 0.897796 2077.0
weighted avg 0.896303 0.896637 0.897796 2077.0
The result of Model Number:Dataset Number:Featuregroup Number:Rescale of 64 : 1 : 1 :
0

f1-score precision recall support
AFIB 0.703350 0.790855 0.633901 204.0
GSVT 0.834474 0.816655 0.853125 300.0
SB 0.890816 0.886275 0.895409 892.0
SR 0.870832 0.859804 0.882202 681.0
macro avg 0.824868 0.838397 0.816159 2077.0
micro avg 0.859286 0.859286 0.859286 2077.0
weighted avg 0.857713 0.858168 0.859286 2077.0

The result of Model Number:Dataset Number:Featuregroup Number:Rescale of 64 : 1 : 1 : 1

	f1-score	precision	recall	support
AFIB	0.832804	0.846327	0.819750	875.0
GSVT	0.885711	0.888487	0.883006	691.0
SB	0.963609	0.960288	0.966958	1553.0
SR	0.912257	0.902096	0.922705	907.0
macro avg	0.898595	0.899300	0.898105	4026.0
micro avg	0.910585	0.910585	0.910585	4026.0
weighted avg	0.910241	0.910087	0.910585	4026.0

The result of Model Number:Dataset Number:Featuregroup Number:Rescale of 64 : 1 : 2 : 0

	f1-score	precision	recall	support
AFIB	0.887501	0.896575	0.878683	875.0
GSVT	0.887234	0.873527	0.901482	691.0
SB	0.935913	0.930325	0.941577	1553.0
SR	0.911141	0.923336	0.899291	907.0
macro avg	0.905447	0.905941	0.905258	4026.0
micro avg	0.911500	0.911500	0.911500	4026.0
weighted avg	0.911456	0.911667	0.911500	4026.0

The result of Model Number:Dataset Number:Featuregroup Number:Rescale of 64 : 1 : 2 : 1

	f1-score	precision	recall	support
AFIB	0.690641	0.692760	0.688643	204.0
GSVT	0.708783	0.706982	0.710657	300.0
SB	0.724617	0.723731	0.725508	892.0
SR	0.718686	0.720068	0.717315	681.0
macro avg	0.710682	0.710885	0.710531	2077.0
micro avg	0.717056	0.717056	0.717056	2077.0
weighted avg	0.717048	0.717069	0.717056	2077.0

The result of Model Number:Dataset Number:Featuregroup Number:Rescale of 64 : 1 : 3 : 0

	f1-score	precision	recall	support
AFIB	0.826154	0.820571	0.831926	875.0
GSVT	0.846310	0.846647	0.846082	691.0
SB	0.899032	0.896737	0.901347	1553.0
SR	0.874552	0.884323	0.865006	907.0
macro avg	0.861512	0.862069	0.861090	4026.0
micro avg	0.868587	0.868587	0.868587	4026.0
weighted avg	0.868629	0.868789	0.868587	4026.0

The result of Model Number:Dataset Number:Featuregroup Number:Rescale of 64 : 1 : 3 : 1

	f1-score	precision	recall	support
AFIB	0.779461	0.789565	0.769819	204.0

GSVT 0.809621 0.809098 0.810169 300.0
SB 0.826680 0.824935 0.828439 892.0
SR 0.818366 0.817901 0.818849 681.0
macro avg 0.808532 0.810375 0.806819 2077.0
micro avg 0.816898 0.816898 0.816898 2077.0
weighted avg 0.816852 0.816867 0.816898 2077.0
The result of Model Number:Dataset Number:Featuregroup Number:Rescale of 64 : 1 : 4 :
0

f1-score precision recall support
AFIB 0.735312 0.753623 0.717906 875.0
GSVT 0.776910 0.780209 0.773672 691.0
SB 0.842700 0.839476 0.845955 1553.0
SR 0.801593 0.786656 0.817151 907.0
macro avg 0.789129 0.789991 0.788671 4026.0
micro avg 0.799230 0.799230 0.799230 4026.0
weighted avg 0.798808 0.798745 0.799230 4026.0
The result of Model Number:Dataset Number:Featuregroup Number:Rescale of 64 : 1 : 4 :
1

f1-score precision recall support
AFIB 0.822257 0.848613 0.797734 204.0
GSVT 0.846856 0.832287 0.862070 300.0
SB 0.861506 0.852989 0.870196 892.0
SR 0.838471 0.848963 0.828253 681.0
macro avg 0.842272 0.845713 0.839563 2077.0
micro avg 0.848153 0.848153 0.848153 2077.0
weighted avg 0.847982 0.848249 0.848153 2077.0
The result of Model Number:Dataset Number:Featuregroup Number:Rescale of 64 : 1 : 5 :
0

f1-score precision recall support
AFIB 0.794458 0.805070 0.784346 204.0
GSVT 0.808493 0.803568 0.813602 300.0
SB 0.827982 0.827248 0.828723 892.0
SR 0.821864 0.821989 0.821744 681.0
macro avg 0.813199 0.814468 0.812104 2077.0
micro avg 0.819892 0.819892 0.819892 2077.0
weighted avg 0.819868 0.819925 0.819892 2077.0
The result of Model Number:Dataset Number:Featuregroup Number:Rescale of 64 : 1 : 5 :
1

f1-score precision recall support
AFIB 0.726637 0.743069 0.710938 875.0
GSVT 0.770401 0.773679 0.767195 691.0
SB 0.836495 0.832553 0.840480 1553.0
SR 0.792568 0.780411 0.805143 907.0
macro avg 0.781525 0.782428 0.780939 4026.0

micro avg 0.791787 0.791787 0.791787 4026.0
weighted avg 0.791379 0.791253 0.791787 4026.0
The result of Model Number:Dataset Number:Featuregroup Number:Rescale of 64 : 1 : 6 :
0

	f1-score	precision	recall	support
AFIB	0.705530	0.728449	0.684143	204.0
GSVT	0.718905	0.712470	0.725600	300.0
SB	0.736000	0.730955	0.741115	892.0
SR	0.723996	0.727051	0.721010	681.0
macro avg	0.721108	0.724731	0.717967	2077.0
micro avg	0.726687	0.726687	0.726687	2077.0
weighted avg	0.726602	0.726759	0.726687	2077.0

The result of Model Number:Dataset Number:Featuregroup Number:Rescale of 64 : 1 : 6 :
1

	f1-score	precision	recall	support
AFIB	0.818500	0.801009	0.836819	875.0
GSVT	0.847609	0.860570	0.835108	691.0
SB	0.903549	0.903668	0.903433	1553.0
SR	0.880271	0.889387	0.871343	907.0
macro avg	0.862482	0.863659	0.861676	4026.0
micro avg	0.869999	0.869999	0.869999	4026.0
weighted avg	0.870219	0.870742	0.869999	4026.0

The result of Model Number:Dataset Number:Featuregroup Number:Rescale of 64 : 1 : 7 :
0

	f1-score	precision	recall	support
AFIB	0.630141	0.633038	0.627302	875.0
GSVT	0.603949	0.607588	0.600374	691.0
SB	0.647834	0.618957	0.679569	1553.0
SR	0.554040	0.603145	0.512440	907.0
macro avg	0.608991	0.615682	0.604921	4026.0
micro avg	0.616965	0.616965	0.616965	4026.0
weighted avg	0.615326	0.616504	0.616965	4026.0

The result of Model Number:Dataset Number:Featuregroup Number:Rescale of 64 : 1 : 7 :
1

	f1-score	precision	recall	support
AFIB	0.761791	0.757955	0.765699	875.0
GSVT	0.776629	0.780389	0.772918	691.0
SB	0.827157	0.825254	0.829073	1553.0
SR	0.806450	0.810765	0.802190	907.0
macro avg	0.793007	0.793591	0.792470	4026.0
micro avg	0.799605	0.799605	0.799605	4026.0
weighted avg	0.799613	0.799663	0.799605	4026.0

The result of Model Number:Dataset Number:Featuregroup Number:Rescale of 64 : 1 : 8 :
0

	f1-score	precision	recall	support
AFIB	0.907353	0.912784	0.902033	204.0
GSVT	0.931524	0.928755	0.934316	300.0
SB	0.945789	0.944630	0.946954	892.0
SR	0.938894	0.940002	0.937796	681.0
macro avg	0.930890	0.931543	0.930275	2077.0
micro avg	0.937714	0.937714	0.937714	2077.0
weighted avg	0.937693	0.937692	0.937714	2077.0

The result of Model Number:Dataset Number:Featuregroup Number:Rescale of 64 : 1 : 8 : 1

	f1-score	precision	recall	support
AFIB	0.875564	0.891318	0.860616	204.0
GSVT	0.895317	0.882728	0.908418	300.0
SB	0.909093	0.898352	0.920098	892.0
SR	0.890809	0.906669	0.875505	681.0
macro avg	0.892696	0.894767	0.891159	2077.0
micro avg	0.897948	0.897948	0.897948	2077.0
weighted avg	0.897815	0.898131	0.897948	2077.0

The result of Model Number:Dataset Number:Featuregroup Number:Rescale of 64 : 1 : 9 : 0

	f1-score	precision	recall	support
AFIB	0.738215	0.734082	0.742430	875.0
GSVT	0.744226	0.748617	0.739932	691.0
SB	0.783981	0.781527	0.786453	1553.0
SR	0.768460	0.773544	0.763461	907.0
macro avg	0.758721	0.759443	0.758069	4026.0
micro avg	0.763721	0.763721	0.763721	4026.0
weighted avg	0.763714	0.763769	0.763721	4026.0

The result of Model Number:Dataset Number:Featuregroup Number:Rescale of 64 : 1 : 9 : 1

	f1-score	precision	recall	support
AFIB	0.673819	0.626601	0.791273	875.0
GSVT	0.577887	0.539538	0.653648	691.0
SB	0.690538	0.684712	0.696480	1553.0
SR	0.665578	0.681711	0.650423	907.0
macro avg	0.651956	0.633141	0.697956	4026.0
micro avg	0.699355	0.699355	0.699355	4026.0
weighted avg	0.661947	0.646489	0.699355	4026.0

The result of Model Number:Dataset Number:Featuregroup Number:Rescale of 64 : 1 : 10 : 0

	f1-score	precision	recall	support
AFIB	0.859847	0.873031	0.847196	204.0
GSVT	0.880235	0.872767	0.887869	300.0
SB	0.895547	0.892657	0.898458	892.0

SR 0.886344 0.889634 0.883089 681.0
macro avg 0.880493 0.882022 0.879153 2077.0
micro avg 0.886855 0.886855 0.886855 2077.0
weighted avg 0.886811 0.886865 0.886855 2077.0
The result of Model Number:Dataset Number:Featuregroup Number:Rescale of 64 : 1 :

10 : 1

f1-score precision recall support

AFIB 0.643862 0.635416 0.652564 875.0
GSVT 0.653719 0.660985 0.646622 691.0
SB 0.693353 0.691717 0.695002 1553.0
SR 0.675994 0.682078 0.670027 907.0
macro avg 0.666732 0.667549 0.666054 4026.0
micro avg 0.671848 0.671848 0.671848 4026.0
weighted avg 0.671883 0.672034 0.671848 4026.0

The result of Model Number:Dataset Number:Featuregroup Number:Rescale of 65 : 0 : 0 : 0

f1-score precision recall support

AFIB 0.707858 0.696526 0.796484 204.0
GSVT 0.828715 0.819099 0.838862 300.0
SB 0.856463 0.853229 0.859728 892.0
SR 0.671997 0.675471 0.668672 681.0
macro avg 0.766258 0.761081 0.790936 2077.0
micro avg 0.787859 0.787859 0.787859 2077.0
weighted avg 0.777377 0.774626 0.787859 2077.0

The result of Model Number:Dataset Number:Featuregroup Number:Rescale of 65 : 0 : 0 : 1

f1-score precision recall support

AFIB 0.727852 0.731670 0.724117 875.0
GSVT 0.743071 0.741736 0.744463 691.0
SB 0.806848 0.800660 0.813133 1553.0
SR 0.778381 0.786172 0.770748 907.0
macro avg 0.764038 0.765059 0.763115 4026.0
micro avg 0.772452 0.772452 0.772452 4026.0
weighted avg 0.772319 0.772289 0.772452 4026.0

The result of Model Number:Dataset Number:Featuregroup Number:Rescale of 65 : 0 : 1 : 0

f1-score precision recall support

AFIB 0.655688 0.691355 0.623687 204.0
GSVT 0.688351 0.677940 0.699114 300.0
SB 0.704708 0.700124 0.709364 892.0
SR 0.696014 0.696642 0.695404 681.0
macro avg 0.686190 0.691515 0.681892 2077.0
micro avg 0.694891 0.694891 0.694891 2077.0
weighted avg 0.694680 0.694917 0.694891 2077.0

The result of Model Number:Dataset Number:Featuregroup Number:Rescale of 65 : 0 : 1 : 1

	f1-score	precision	recall	support
AFIB	0.883052	0.907395	0.860158	204.0
GSVT	0.906553	0.889771	0.924066	300.0
SB	0.921255	0.912642	0.930034	892.0
SR	0.898099	0.910300	0.886236	681.0
macro avg	0.902240	0.905027	0.900123	2077.0
micro avg	0.907948	0.907948	0.907948	2077.0
weighted avg	0.907787	0.908055	0.907948	2077.0

The result of Model Number:Dataset Number:Featuregroup Number:Rescale of 65 : 0 : 2 : 0

	f1-score	precision	recall	support
AFIB	0.824431	0.824578	0.824320	875.0
GSVT	0.833154	0.835968	0.830411	691.0
SB	0.875185	0.872168	0.878228	1553.0
SR	0.858566	0.861462	0.855721	907.0
macro avg	0.847834	0.848544	0.847170	4026.0
micro avg	0.853234	0.853234	0.853234	4026.0
weighted avg	0.853196	0.853200	0.853234	4026.0

The result of Model Number:Dataset Number:Featuregroup Number:Rescale of 65 : 0 : 2 : 1

	f1-score	precision	recall	support
AFIB	0.800516	0.862909	0.746910	204.0
GSVT	0.824928	0.838893	0.811456	300.0
SB	0.874269	0.866222	0.882493	892.0
SR	0.839472	0.827299	0.852048	681.0
macro avg	0.834796	0.848831	0.823227	2077.0
micro avg	0.848933	0.848933	0.848933	2077.0
weighted avg	0.848489	0.849187	0.848933	2077.0

The result of Model Number:Dataset Number:Featuregroup Number:Rescale of 65 : 0 : 3 : 0

	f1-score	precision	recall	support
AFIB	0.820073	0.822895	0.817374	875.0
GSVT	0.835642	0.818970	0.853158	691.0
SB	0.884594	0.879810	0.889435	1553.0
SR	0.850380	0.870152	0.831537	907.0
macro avg	0.847672	0.847957	0.847876	4026.0
micro avg	0.854503	0.854503	0.854503	4026.0
weighted avg	0.854461	0.854822	0.854503	4026.0

The result of Model Number:Dataset Number:Featuregroup Number:Rescale of 65 : 0 : 3 : 1

	f1-score	precision	recall	support
AFIB	0.798619	0.799960	0.818413	204.0

GSVT 0.791111 0.821811 0.763642 300.0
SB 0.839145 0.793126 0.891178 892.0
SR 0.727360 0.794485 0.672535 681.0
macro avg 0.789059 0.802345 0.786442 2077.0
micro avg 0.793922 0.793922 0.793922 2077.0
weighted avg 0.791575 0.798386 0.793922 2077.0
The result of Model Number:Dataset Number:Featuregroup Number:Rescale of 65 : 0 : 4 :
0

f1-score precision recall support
AFIB 0.707402 0.722301 0.693217 204.0
GSVT 0.729396 0.722732 0.736200 300.0
SB 0.741308 0.739656 0.742971 892.0
SR 0.732499 0.733264 0.731743 681.0
macro avg 0.727651 0.729488 0.726033 2077.0
micro avg 0.733425 0.733425 0.733425 2077.0
weighted avg 0.733369 0.733411 0.733425 2077.0
The result of Model Number:Dataset Number:Featuregroup Number:Rescale of 65 : 0 : 4 :
1

f1-score precision recall support
AFIB 0.848916 0.864671 0.833936 204.0
GSVT 0.867583 0.863034 0.872198 300.0
SB 0.881434 0.878301 0.884595 892.0
SR 0.872360 0.873932 0.870831 681.0
macro avg 0.867573 0.869984 0.865390 2077.0
micro avg 0.873316 0.873316 0.873316 2077.0
weighted avg 0.873264 0.873325 0.873316 2077.0
The result of Model Number:Dataset Number:Featuregroup Number:Rescale of 65 : 0 : 5 :
0

f1-score precision recall support
AFIB 0.764077 0.748647 0.780219 875.0
GSVT 0.789410 0.801962 0.777415 691.0
SB 0.839944 0.839897 0.839998 1553.0
SR 0.819579 0.827047 0.812258 907.0
macro avg 0.803253 0.804388 0.802473 4026.0
micro avg 0.810015 0.810015 0.810015 4026.0
weighted avg 0.810194 0.810659 0.810015 4026.0
The result of Model Number:Dataset Number:Featuregroup Number:Rescale of 65 : 0 : 5 :
1

f1-score precision recall support
AFIB 0.766480 0.785596 0.748331 875.0
GSVT 0.815401 0.818527 0.812337 691.0
SB 0.883011 0.878736 0.887331 1553.0
SR 0.836702 0.822756 0.851183 907.0
macro avg 0.825399 0.826404 0.824795 4026.0

micro avg 0.836106 0.836106 0.836106 4026.0
weighted avg 0.835648 0.835548 0.836106 4026.0
The result of Model Number:Dataset Number:Featuregroup Number:Rescale of 65 : 0 : 6 :
0

f1-score precision recall support
AFIB 0.782293 0.800889 0.764628 204.0
GSVT 0.802602 0.799505 0.805808 300.0
SB 0.822491 0.820655 0.824335 892.0
SR 0.812143 0.810509 0.813813 681.0
macro avg 0.804882 0.807890 0.802146 2077.0
micro avg 0.812344 0.812344 0.812344 2077.0
weighted avg 0.812277 0.812332 0.812344 2077.0

The result of Model Number:Dataset Number:Featuregroup Number:Rescale of 65 : 0 : 6 :
1

f1-score precision recall support
AFIB 0.731798 0.726200 0.737579 875.0
GSVT 0.748636 0.752729 0.744630 691.0
SB 0.792745 0.792189 0.793306 1553.0
SR 0.771688 0.775431 0.768021 907.0
macro avg 0.761216 0.761637 0.760884 4026.0
micro avg 0.767144 0.767144 0.767144 4026.0
weighted avg 0.767184 0.767299 0.767144 4026.0

The result of Model Number:Dataset Number:Featuregroup Number:Rescale of 65 : 0 : 7 :
0

f1-score precision recall support
AFIB 0.615717 0.606446 0.630402 875.0
GSVT 0.587898 0.586187 0.592914 691.0
SB 0.627800 0.585009 0.682565 1553.0
SR 0.465050 0.621635 0.385350 907.0
macro avg 0.574116 0.599819 0.572808 4026.0
micro avg 0.588883 0.588883 0.588883 4026.0
weighted avg 0.581660 0.598122 0.588883 4026.0

The result of Model Number:Dataset Number:Featuregroup Number:Rescale of 65 : 0 : 7 :
1

f1-score precision recall support
AFIB 0.756138 0.780375 0.733588 204.0
GSVT 0.778760 0.765362 0.792750 300.0
SB 0.792231 0.784400 0.800223 892.0
SR 0.771049 0.780697 0.761652 681.0
macro avg 0.774545 0.777709 0.772053 2077.0
micro avg 0.779952 0.779952 0.779952 2077.0
weighted avg 0.779795 0.780041 0.779952 2077.0

The result of Model Number:Dataset Number:Featuregroup Number:Rescale of 65 : 0 : 8 :
0

f1-score precision recall support
AFIB 0.854009 0.869682 0.839302 204.0
GSVT 0.886428 0.879301 0.893834 300.0
SB 0.902872 0.901260 0.904491 892.0
SR 0.893932 0.894728 0.893143 681.0
macro avg 0.884310 0.886243 0.882693 2077.0
micro avg 0.892828 0.892828 0.892828 2077.0
weighted avg 0.892766 0.892845 0.892828 2077.0
The result of Model Number:Dataset Number:Featuregroup Number:Rescale of 65 : 0 : 8 :
1

f1-score precision recall support
AFIB 0.836930 0.815513 0.859580 875.0
GSVT 0.791158 0.835998 0.751066 691.0
SB 0.838904 0.771993 0.918535 1553.0
SR 0.670143 0.813976 0.569629 907.0
macro avg 0.784284 0.809370 0.774703 4026.0
micro avg 0.798375 0.798375 0.798375 4026.0
weighted avg 0.792261 0.801895 0.798375 4026.0
The result of Model Number:Dataset Number:Featuregroup Number:Rescale of 65 : 0 : 9 :
0

f1-score precision recall support
AFIB 0.730924 0.733067 0.728850 875.0
GSVT 0.743018 0.733475 0.752909 691.0
SB 0.786361 0.784450 0.788285 1553.0
SR 0.766449 0.775545 0.757572 907.0
macro avg 0.756688 0.756634 0.756904 4026.0
micro avg 0.762377 0.762377 0.762377 4026.0
weighted avg 0.762388 0.762527 0.762377 4026.0
The result of Model Number:Dataset Number:Featuregroup Number:Rescale of 65 : 0 : 9 :
1

f1-score precision recall support
AFIB 0.868708 0.887004 0.851288 204.0
GSVT 0.895717 0.887534 0.904073 300.0
SB 0.910346 0.908316 0.912387 892.0
SR 0.899527 0.900467 0.898599 681.0
macro avg 0.893574 0.895830 0.891587 2077.0
micro avg 0.900664 0.900664 0.900664 2077.0
weighted avg 0.900596 0.900648 0.900664 2077.0
The result of Model Number:Dataset Number:Featuregroup Number:Rescale of 65 : 0 :
10 : 0

f1-score precision recall support
AFIB 0.734249 0.739999 0.728626 875.0
GSVT 0.736186 0.726790 0.745873 691.0
SB 0.772176 0.769079 0.775306 1553.0

SR 0.755862 0.763281 0.748613 907.0
macro avg 0.749618 0.749787 0.749604 4026.0
micro avg 0.754095 0.754095 0.754095 4026.0
weighted avg 0.754080 0.754194 0.754095 4026.0
The result of Model Number:Dataset Number:Featuregroup Number:Rescale of 65 : 0 :
10 : 1

f1-score precision recall support
AFIB 0.825930 0.830023 0.821965 875.0
GSVT 0.834154 0.835355 0.833082 691.0
SB 0.878059 0.873985 0.882181 1553.0
SR 0.861895 0.864054 0.859795 907.0
macro avg 0.850009 0.850854 0.849256 4026.0
micro avg 0.855623 0.855623 0.855623 4026.0
weighted avg 0.855552 0.855563 0.855623 4026.0
The result of Model Number:Dataset Number:Featuregroup Number:Rescale of 65 : 1 : 0 :
0

f1-score precision recall support
AFIB 0.872336 0.878611 0.866152 875.0
GSVT 0.870946 0.865731 0.876238 691.0
SB 0.918720 0.908541 0.929132 1553.0
SR 0.881583 0.897312 0.866426 907.0
macro avg 0.885896 0.887549 0.884487 4026.0
micro avg 0.892239 0.892239 0.892239 4026.0
weighted avg 0.892073 0.892159 0.892239 4026.0
The result of Model Number:Dataset Number:Featuregroup Number:Rescale of 65 : 1 : 0 :
1

f1-score precision recall support
AFIB 0.859327 0.849144 0.869830 875.0
GSVT 0.871558 0.879984 0.863378 691.0
SB 0.925014 0.921475 0.928587 1553.0
SR 0.903448 0.913871 0.893286 907.0
macro avg 0.889837 0.891119 0.888770 4026.0
micro avg 0.896672 0.896672 0.896672 4026.0
weighted avg 0.896704 0.896920 0.896672 4026.0
The result of Model Number:Dataset Number:Featuregroup Number:Rescale of 65 : 1 : 1 :
0

f1-score precision recall support
AFIB 0.674948 0.665573 0.684656 875.0
GSVT 0.699068 0.708394 0.690075 691.0
SB 0.742637 0.741115 0.744167 1553.0
SR 0.723308 0.728897 0.717805 907.0
macro avg 0.709990 0.710995 0.709176 4026.0
micro avg 0.716010 0.716010 0.716010 4026.0
weighted avg 0.716093 0.716328 0.716010 4026.0

The result of Model Number:Dataset Number:Featuregroup Number:Rescale of 65 : 1 : 1 : 1

	f1-score	precision	recall	support
AFIB	0.769052	0.797565	0.742617	204.0
GSVT	0.792092	0.782188	0.802351	300.0
SB	0.812178	0.804767	0.819733	892.0
SR	0.790825	0.796962	0.784789	681.0
macro avg	0.791037	0.795370	0.787372	2077.0
micro avg	0.798191	0.798191	0.798191	2077.0
weighted avg	0.798040	0.798239	0.798191	2077.0

The result of Model Number:Dataset Number:Featuregroup Number:Rescale of 65 : 1 : 2 : 0

	f1-score	precision	recall	support
AFIB	0.858309	0.858538	0.858230	875.0
GSVT	0.873255	0.870031	0.876613	691.0
SB	0.934213	0.931945	0.936496	1553.0
SR	0.911933	0.918477	0.905506	907.0
macro avg	0.894427	0.894748	0.894211	4026.0
micro avg	0.902226	0.902226	0.902226	4026.0
weighted avg	0.902234	0.902330	0.902226	4026.0

The result of Model Number:Dataset Number:Featuregroup Number:Rescale of 65 : 1 : 2 : 1

	f1-score	precision	recall	support
AFIB	0.729797	0.745903	0.714426	204.0
GSVT	0.745747	0.733380	0.758627	300.0
SB	0.760076	0.754131	0.766124	892.0
SR	0.741630	0.750557	0.732916	681.0
macro avg	0.744313	0.745993	0.743023	2077.0
micro avg	0.749075	0.749075	0.749075	2077.0
weighted avg	0.748985	0.749154	0.749075	2077.0

The result of Model Number:Dataset Number:Featuregroup Number:Rescale of 65 : 1 : 3 : 0

	f1-score	precision	recall	support
AFIB	0.827052	0.845476	0.809652	204.0
GSVT	0.837256	0.824993	0.850237	300.0
SB	0.856176	0.847667	0.864894	892.0
SR	0.840382	0.852453	0.828675	681.0
macro avg	0.840216	0.842647	0.838364	2077.0
micro avg	0.845476	0.845476	0.845476	2077.0
weighted avg	0.845404	0.845746	0.845476	2077.0

The result of Model Number:Dataset Number:Featuregroup Number:Rescale of 65 : 1 : 3 : 1

	f1-score	precision	recall	support
AFIB	0.676489	0.678206	0.674805	875.0

GSVT 0.688427 0.680969 0.696078 691.0
SB 0.725564 0.717356 0.733973 1553.0
SR 0.692390 0.711346 0.674446 907.0
macro avg 0.695717 0.696969 0.694825 4026.0
micro avg 0.701199 0.701199 0.701199 4026.0
weighted avg 0.701051 0.701248 0.701199 4026.0
The result of Model Number:Dataset Number:Featuregroup Number:Rescale of 65 : 1 : 4 :
0

f1-score precision recall support
AFIB 0.662254 0.666983 0.657711 204.0
GSVT 0.685412 0.684970 0.685867 300.0
SB 0.699125 0.697574 0.700690 892.0
SR 0.692876 0.693714 0.692061 681.0
macro avg 0.684917 0.685810 0.684082 2077.0
micro avg 0.691499 0.691499 0.691499 2077.0
weighted avg 0.691474 0.691483 0.691499 2077.0
The result of Model Number:Dataset Number:Featuregroup Number:Rescale of 65 : 1 : 4 :
1

f1-score precision recall support
AFIB 0.690988 0.699473 0.682815 204.0
GSVT 0.704906 0.701895 0.707959 300.0
SB 0.713439 0.711297 0.715597 892.0
SR 0.707434 0.709118 0.705781 681.0
macro avg 0.704192 0.705446 0.703038 2077.0
micro avg 0.708055 0.708055 0.708055 2077.0
weighted avg 0.708033 0.708063 0.708055 2077.0
The result of Model Number:Dataset Number:Featuregroup Number:Rescale of 65 : 1 : 5 :
0

f1-score precision recall support
AFIB 0.852616 0.857279 0.848033 875.0
GSVT 0.848553 0.841398 0.855916 691.0
SB 0.892466 0.884014 0.901084 1553.0
SR 0.859251 0.875279 0.843811 907.0
macro avg 0.863222 0.864493 0.862211 4026.0
micro avg 0.868899 0.868899 0.868899 4026.0
weighted avg 0.868785 0.868921 0.868899 4026.0
The result of Model Number:Dataset Number:Featuregroup Number:Rescale of 65 : 1 : 5 :
1

f1-score precision recall support
AFIB 0.891307 0.884490 0.898349 875.0
GSVT 0.911815 0.916801 0.906937 691.0
SB 0.965539 0.964862 0.966223 1553.0
SR 0.939892 0.944451 0.935426 907.0
macro avg 0.927138 0.927651 0.926734 4026.0

micro avg 0.934358 0.934358 0.934358 4026.0
weighted avg 0.934407 0.934547 0.934358 4026.0
The result of Model Number:Dataset Number:Featuregroup Number:Rescale of 65 : 1 : 6 :
0

	f1-score	precision	recall	support
AFIB	0.733927	0.739729	0.728240	875.0
GSVT	0.752395	0.750804	0.754021	691.0
SB	0.802075	0.794986	0.809302	1553.0
SR	0.780723	0.788380	0.773232	907.0
macro avg	0.767280	0.768475	0.766199	4026.0
micro avg	0.774070	0.774070	0.774070	4026.0
weighted avg	0.773927	0.773905	0.774070	4026.0

The result of Model Number:Dataset Number:Featuregroup Number:Rescale of 65 : 1 : 6 :
1

	f1-score	precision	recall	support
AFIB	0.738889	0.771728	0.708832	204.0
GSVT	0.769679	0.763638	0.775835	300.0
SB	0.781437	0.775408	0.787566	892.0
SR	0.772791	0.774067	0.771547	681.0
macro avg	0.765699	0.771210	0.760945	2077.0
micro avg	0.772886	0.772886	0.772886	2077.0
weighted avg	0.772725	0.772907	0.772886	2077.0

The result of Model Number:Dataset Number:Featuregroup Number:Rescale of 65 : 1 : 7 :
0

	f1-score	precision	recall	support
AFIB	0.705040	0.703544	0.706574	875.0
GSVT	0.716054	0.712622	0.719580	691.0
SB	0.753644	0.744647	0.762863	1553.0
SR	0.718621	0.738980	0.699369	907.0
macro avg	0.723340	0.724948	0.722097	4026.0
micro avg	0.728896	0.728896	0.728896	4026.0
weighted avg	0.728739	0.728941	0.728896	4026.0

The result of Model Number:Dataset Number:Featuregroup Number:Rescale of 65 : 1 : 7 :
1

	f1-score	precision	recall	support
AFIB	0.651583	0.641363	0.662204	875.0
GSVT	0.627843	0.645842	0.610893	691.0
SB	0.659758	0.626315	0.697013	1553.0
SR	0.536050	0.596515	0.486799	907.0
macro avg	0.618808	0.627509	0.614227	4026.0
micro avg	0.627308	0.627308	0.627308	4026.0
weighted avg	0.624634	0.626223	0.627308	4026.0

The result of Model Number:Dataset Number:Featuregroup Number:Rescale of 65 : 1 : 8 :
0

f1-score precision recall support

AFIB	0.827882	0.829553	0.826234	204.0
GSVT	0.850914	0.848384	0.853463	300.0
SB	0.865013	0.864242	0.865788	892.0
SR	0.857578	0.859225	0.855949	681.0
macro avg	0.850347	0.850351	0.850359	2077.0
micro avg	0.856897	0.856897	0.856897	2077.0
weighted avg	0.856892	0.856900	0.856897	2077.0

The result of Model Number:Dataset Number:Featuregroup Number:Rescale of 65 : 1 : 8 : 1

f1-score precision recall support

AFIB	0.871968	0.885188	0.859159	204.0
GSVT	0.885989	0.878520	0.893632	300.0
SB	0.905641	0.902720	0.908584	892.0
SR	0.895919	0.899247	0.892641	681.0
macro avg	0.889879	0.891419	0.888504	2077.0
micro avg	0.896342	0.896342	0.896342	2077.0
weighted avg	0.896308	0.896364	0.896342	2077.0

The result of Model Number:Dataset Number:Featuregroup Number:Rescale of 65 : 1 : 9 : 0

f1-score precision recall support

AFIB	0.822325	0.811749	0.833239	875.0
GSVT	0.839065	0.846011	0.832266	691.0
SB	0.897129	0.893136	0.901168	1553.0
SR	0.871598	0.884490	0.859099	907.0
macro avg	0.857529	0.858846	0.856443	4026.0
micro avg	0.865101	0.865101	0.865101	4026.0
weighted avg	0.865154	0.865411	0.865101	4026.0

The result of Model Number:Dataset Number:Featuregroup Number:Rescale of 65 : 1 : 9 : 1

f1-score precision recall support

AFIB	0.795250	0.798883	0.791695	875.0
GSVT	0.808508	0.801670	0.815522	691.0
SB	0.854609	0.845882	0.863523	1553.0
SR	0.810503	0.827589	0.794151	907.0
macro avg	0.817218	0.818506	0.816223	4026.0
micro avg	0.824045	0.824045	0.824045	4026.0
weighted avg	0.823859	0.823958	0.824045	4026.0

The result of Model Number:Dataset Number:Featuregroup Number:Rescale of 65 : 1 : 10 : 0

f1-score precision recall support

AFIB	0.775262	0.765092	0.785740	875.0
GSVT	0.787131	0.795880	0.778586	691.0
SB	0.834854	0.832883	0.836839	1553.0

SR 0.813951 0.821277 0.806767 907.0
macro avg 0.802799 0.803783 0.801983 4026.0
micro avg 0.808960 0.808960 0.808960 4026.0
weighted avg 0.809002 0.809184 0.808960 4026.0
The result of Model Number:Dataset Number:Featuregroup Number:Rescale of 65 : 1 :

10 : 1

f1-score precision recall support

AFIB 0.733829 0.743753 0.724475 204.0
GSVT 0.761703 0.760467 0.762970 300.0
SB 0.778244 0.777208 0.779291 892.0
SR 0.770290 0.769303 0.771306 681.0
macro avg 0.761017 0.762682 0.759510 2077.0
micro avg 0.768932 0.768932 0.768932 2077.0
weighted avg 0.768884 0.768912 0.768932 2077.0

The result of Model Number:Dataset Number:Featuregroup Number:Rescale of 66 : 0 : 0 :
0

f1-score precision recall support

AFIB 0.821445 0.818918 0.824039 875.0
GSVT 0.800505 0.804431 0.796745 691.0
SB 0.841555 0.806632 0.879647 1553.0
SR 0.724228 0.790174 0.668499 907.0
macro avg 0.796933 0.805039 0.792232 4026.0
micro avg 0.805764 0.805764 0.805764 4026.0
weighted avg 0.803707 0.805217 0.805764 4026.0

The result of Model Number:Dataset Number:Featuregroup Number:Rescale of 66 : 0 : 0 :
1

f1-score precision recall support

AFIB 0.703949 0.713646 0.694822 875.0
GSVT 0.719317 0.716338 0.722516 691.0
SB 0.766185 0.756139 0.776533 1553.0
SR 0.742130 0.753213 0.731698 907.0
macro avg 0.732895 0.734834 0.731392 4026.0
micro avg 0.739402 0.739402 0.739402 4026.0
weighted avg 0.739195 0.739413 0.739402 4026.0

The result of Model Number:Dataset Number:Featuregroup Number:Rescale of 66 : 0 : 1 :
0

f1-score precision recall support

AFIB 0.911028 0.927420 0.895474 204.0
GSVT 0.931581 0.918482 0.945212 300.0
SB 0.945915 0.934738 0.957366 892.0
SR 0.926891 0.943393 0.910966 681.0
macro avg 0.928853 0.931008 0.927255 2077.0
micro avg 0.934318 0.934318 0.934318 2077.0
weighted avg 0.934180 0.934509 0.934318 2077.0

The result of Model Number:Dataset Number:Featuregroup Number:Rescale of 66 : 0 : 1 : 1

	f1-score	precision	recall	support
AFIB	0.887137	0.903419	0.871860	204.0
GSVT	0.920815	0.913411	0.928508	300.0
SB	0.937896	0.936222	0.939578	892.0
SR	0.928609	0.929436	0.927789	681.0
macro avg	0.918614	0.920622	0.916934	2077.0
micro avg	0.927463	0.927463	0.927463	2077.0
weighted avg	0.927398	0.927480	0.927463	2077.0

The result of Model Number:Dataset Number:Featuregroup Number:Rescale of 66 : 0 : 2 : 0

	f1-score	precision	recall	support
AFIB	0.789844	0.793452	0.786313	875.0
GSVT	0.803012	0.796220	0.809978	691.0
SB	0.848799	0.840132	0.857652	1553.0
SR	0.804993	0.821963	0.788752	907.0
macro avg	0.811662	0.812942	0.810674	4026.0
micro avg	0.818443	0.818443	0.818443	4026.0
weighted avg	0.818258	0.818357	0.818443	4026.0

The result of Model Number:Dataset Number:Featuregroup Number:Rescale of 66 : 0 : 2 : 1

	f1-score	precision	recall	support
AFIB	0.660413	0.680441	0.641558	875.0
GSVT	0.705000	0.700111	0.709996	691.0
SB	0.771356	0.768405	0.774335	1553.0
SR	0.729517	0.718568	0.740848	907.0
macro avg	0.716571	0.716881	0.716684	4026.0
micro avg	0.726890	0.726890	0.726890	4026.0
weighted avg	0.726429	0.726338	0.726890	4026.0

The result of Model Number:Dataset Number:Featuregroup Number:Rescale of 66 : 0 : 3 : 0

	f1-score	precision	recall	support
AFIB	0.796787	0.856684	0.745549	204.0
GSVT	0.759872	0.783991	0.737308	300.0
SB	0.791679	0.752503	0.835163	892.0
SR	0.700813	0.730936	0.673147	681.0
macro avg	0.762288	0.781029	0.747792	2077.0
micro avg	0.759106	0.759106	0.759106	2077.0
weighted avg	0.757794	0.760213	0.759106	2077.0

The result of Model Number:Dataset Number:Featuregroup Number:Rescale of 66 : 0 : 3 : 1

	f1-score	precision	recall	support
AFIB	0.674324	0.680391	0.668575	875.0

GSVT 0.688060 0.674108 0.702763 691.0
SB 0.729692 0.721574 0.738082 1553.0
SR 0.700736 0.721566 0.681241 907.0
macro avg 0.698203 0.699410 0.697665 4026.0
micro avg 0.704108 0.704108 0.704108 4026.0
weighted avg 0.703990 0.704475 0.704108 4026.0
The result of Model Number:Dataset Number:Featuregroup Number:Rescale of 66 : 0 : 4 :
0

f1-score precision recall support
AFIB 0.694178 0.699783 0.688723 204.0
GSVT 0.710107 0.706625 0.713648 300.0
SB 0.723966 0.723163 0.724777 892.0
SR 0.718560 0.719515 0.717612 681.0
macro avg 0.711703 0.712272 0.711190 2077.0
micro avg 0.717279 0.717279 0.717279 2077.0
weighted avg 0.717266 0.717282 0.717279 2077.0
The result of Model Number:Dataset Number:Featuregroup Number:Rescale of 66 : 0 : 4 :
1

f1-score precision recall support
AFIB 0.697503 0.712133 0.683480 204.0
GSVT 0.713684 0.709461 0.717964 300.0
SB 0.731083 0.729370 0.732803 892.0
SR 0.724907 0.724699 0.725122 681.0
macro avg 0.716794 0.718916 0.714843 2077.0
micro avg 0.723297 0.723297 0.723297 2077.0
weighted avg 0.723247 0.723270 0.723297 2077.0
The result of Model Number:Dataset Number:Featuregroup Number:Rescale of 66 : 0 : 5 :
0

f1-score precision recall support
AFIB 0.766302 0.773260 0.759862 204.0
GSVT 0.791629 0.786845 0.796679 300.0
SB 0.808191 0.807108 0.809278 892.0
SR 0.800713 0.802373 0.799065 681.0
macro avg 0.791709 0.792396 0.791221 2077.0
micro avg 0.799256 0.799256 0.799256 2077.0
weighted avg 0.799233 0.799304 0.799256 2077.0
The result of Model Number:Dataset Number:Featuregroup Number:Rescale of 66 : 0 : 5 :
1

f1-score precision recall support
AFIB 0.699921 0.745525 0.659884 204.0
GSVT 0.730583 0.712625 0.749569 300.0
SB 0.752009 0.742349 0.761951 892.0
SR 0.732477 0.741223 0.723983 681.0
macro avg 0.728748 0.735431 0.723847 2077.0

micro avg 0.737689 0.737689 0.737689 2077.0
weighted avg 0.737394 0.737998 0.737689 2077.0
The result of Model Number:Dataset Number:Featuregroup Number:Rescale of 66 : 0 : 6 :
0

	f1-score	precision	recall	support
AFIB	0.883077	0.872661	0.893780	875.0
GSVT	0.900429	0.908260	0.892740	691.0
SB	0.959635	0.955962	0.963340	1553.0
SR	0.936993	0.948322	0.925942	907.0
macro avg	0.920034	0.921301	0.918951	4026.0
micro avg	0.927679	0.927679	0.927679	4026.0
weighted avg	0.927733	0.927949	0.927679	4026.0

The result of Model Number:Dataset Number:Featuregroup Number:Rescale of 66 : 0 : 6 :
1

	f1-score	precision	recall	support
AFIB	0.643510	0.629686	0.657989	875.0
GSVT	0.666422	0.676086	0.657074	691.0
SB	0.709432	0.709297	0.709570	1553.0
SR	0.691652	0.699691	0.683799	907.0
macro avg	0.677754	0.678690	0.677108	4026.0
micro avg	0.683544	0.683544	0.683544	4026.0
weighted avg	0.683717	0.684130	0.683544	4026.0

The result of Model Number:Dataset Number:Featuregroup Number:Rescale of 66 : 0 : 7 :
0

	f1-score	precision	recall	support
AFIB	0.662770	0.668886	0.656800	875.0
GSVT	0.678246	0.676415	0.680110	691.0
SB	0.722341	0.715551	0.729268	1553.0
SR	0.702383	0.709431	0.695488	907.0
macro avg	0.691435	0.692571	0.690417	4026.0
micro avg	0.697471	0.697471	0.697471	4026.0
weighted avg	0.697330	0.697313	0.697471	4026.0

The result of Model Number:Dataset Number:Featuregroup Number:Rescale of 66 : 0 : 7 :
1

	f1-score	precision	recall	support
AFIB	0.920296	0.921331	0.919431	204.0
GSVT	0.941425	0.939323	0.943608	300.0
SB	0.961379	0.960096	0.962671	892.0
SR	0.954179	0.956582	0.951800	681.0
macro avg	0.944320	0.944333	0.944378	2077.0
micro avg	0.952106	0.952106	0.952106	2077.0
weighted avg	0.952101	0.952136	0.952106	2077.0

The result of Model Number:Dataset Number:Featuregroup Number:Rescale of 66 : 0 : 8 :
0

f1-score precision recall support
AFIB 0.747707 0.730715 0.765559 875.0
GSVT 0.773332 0.785872 0.761248 691.0
SB 0.825060 0.825065 0.825061 1553.0
SR 0.803944 0.813102 0.794991 907.0
macro avg 0.787511 0.788689 0.786715 4026.0
micro avg 0.794402 0.794402 0.794402 4026.0
weighted avg 0.794613 0.795138 0.794402 4026.0
The result of Model Number:Dataset Number:Featuregroup Number:Rescale of 66 : 0 : 8 :
1

f1-score precision recall support
AFIB 0.716865 0.731929 0.702435 875.0
GSVT 0.763377 0.765999 0.760810 691.0
SB 0.831710 0.827790 0.835670 1553.0
SR 0.787306 0.776822 0.798144 907.0
macro avg 0.774814 0.775635 0.774265 4026.0
micro avg 0.785410 0.785410 0.785410 4026.0
weighted avg 0.785018 0.784868 0.785410 4026.0
The result of Model Number:Dataset Number:Featuregroup Number:Rescale of 66 : 0 : 9 :
0

f1-score precision recall support
AFIB 0.697951 0.715331 0.681429 875.0
GSVT 0.737435 0.740566 0.734361 691.0
SB 0.799882 0.796822 0.802971 1553.0
SR 0.760864 0.746685 0.775631 907.0
macro avg 0.749033 0.749851 0.748598 4026.0
micro avg 0.758620 0.758620 0.758620 4026.0
weighted avg 0.758220 0.758160 0.758620 4026.0
The result of Model Number:Dataset Number:Featuregroup Number:Rescale of 66 : 0 : 9 :
1

f1-score precision recall support
AFIB 0.824037 0.840639 0.808606 204.0
GSVT 0.850478 0.843647 0.857584 300.0
SB 0.868890 0.868015 0.869767 892.0
SR 0.860969 0.860475 0.861474 681.0
macro avg 0.851093 0.853194 0.849358 2077.0
micro avg 0.859281 0.859281 0.859281 2077.0
weighted avg 0.859228 0.859334 0.859281 2077.0
The result of Model Number:Dataset Number:Featuregroup Number:Rescale of 66 : 0 :
10 : 0

f1-score precision recall support
AFIB 0.893119 0.894909 0.891374 875.0
GSVT 0.895331 0.890497 0.900241 691.0
SB 0.935921 0.930921 0.940982 1553.0

SR 0.913531 0.924364 0.902974 907.0
macro avg 0.909475 0.910173 0.908893 4026.0
micro avg 0.914645 0.914645 0.914645 4026.0
weighted avg 0.914608 0.914679 0.914645 4026.0
The result of Model Number:Dataset Number:Featuregroup Number:Rescale of 66 : 0 :
10 : 1

f1-score precision recall support
AFIB 0.916754 0.931281 0.902795 204.0
GSVT 0.940318 0.932316 0.948463 300.0
SB 0.956553 0.954421 0.958698 892.0
SR 0.947490 0.949596 0.945411 681.0
macro avg 0.940279 0.941903 0.938842 2077.0
micro avg 0.947372 0.947372 0.947372 2077.0
weighted avg 0.947327 0.947373 0.947372 2077.0
The result of Model Number:Dataset Number:Featuregroup Number:Rescale of 66 : 1 : 0 :
0

f1-score precision recall support
AFIB 0.870989 0.875137 0.866919 875.0
GSVT 0.881749 0.865725 0.898468 691.0
SB 0.932957 0.929385 0.936560 1553.0
SR 0.905381 0.920878 0.890411 907.0
macro avg 0.897769 0.897781 0.898090 4026.0
micro avg 0.904490 0.904490 0.904490 4026.0
weighted avg 0.904488 0.904752 0.904490 4026.0
The result of Model Number:Dataset Number:Featuregroup Number:Rescale of 66 : 1 : 0 :
1

f1-score precision recall support
AFIB 0.686270 0.761619 0.624652 204.0
GSVT 0.801313 0.791295 0.811745 300.0
SB 0.852558 0.848207 0.856954 892.0
SR 0.832585 0.820945 0.844564 681.0
macro avg 0.793181 0.805517 0.784479 2077.0
micro avg 0.823545 0.823545 0.823545 2077.0
weighted avg 0.822275 0.822544 0.823545 2077.0
The result of Model Number:Dataset Number:Featuregroup Number:Rescale of 66 : 1 : 1 :
0

f1-score precision recall support
AFIB 0.651766 0.650120 0.653523 875.0
GSVT 0.664482 0.660829 0.668212 691.0
SB 0.695765 0.691570 0.700020 1553.0
SR 0.675251 0.687438 0.663501 907.0
macro avg 0.671816 0.672489 0.671314 4026.0
micro avg 0.676228 0.676228 0.676228 4026.0
weighted avg 0.676212 0.676354 0.676228 4026.0

The result of Model Number:Dataset Number:Featuregroup Number:Rescale of 66 : 1 : 1 :
1

	f1-score	precision	recall	support
AFIB	0.875189	0.902744	0.849481	204.0
GSVT	0.831477	0.849237	0.814582	300.0
SB	0.858518	0.828476	0.890852	892.0
SR	0.784044	0.810542	0.759279	681.0
macro avg	0.837307	0.847750	0.828549	2077.0
micro avg	0.832633	0.832633	0.832633	2077.0
weighted avg	0.831831	0.832889	0.832633	2077.0

The result of Model Number:Dataset Number:Featuregroup Number:Rescale of 66 : 1 : 2 :
0

	f1-score	precision	recall	support
AFIB	0.672914	0.745424	0.613799	204.0
GSVT	0.793190	0.782071	0.804833	300.0
SB	0.842175	0.839464	0.844913	892.0
SR	0.820613	0.808131	0.833508	681.0
macro avg	0.782223	0.793773	0.774263	2077.0
micro avg	0.812685	0.812685	0.812685	2077.0
weighted avg	0.811406	0.811665	0.812685	2077.0

The result of Model Number:Dataset Number:Featuregroup Number:Rescale of 66 : 1 : 2 :
1

	f1-score	precision	recall	support
AFIB	0.556566	0.620744	0.504489	204.0
GSVT	0.656248	0.644826	0.668222	300.0
SB	0.700671	0.697565	0.703811	892.0
SR	0.684411	0.675052	0.694052	681.0
macro avg	0.649474	0.659547	0.642644	2077.0
micro avg	0.675894	0.675894	0.675894	2077.0
weighted avg	0.674769	0.675021	0.675894	2077.0

The result of Model Number:Dataset Number:Featuregroup Number:Rescale of 66 : 1 : 3 :
0

	f1-score	precision	recall	support
AFIB	0.696906	0.709691	0.684628	204.0
GSVT	0.706098	0.698972	0.713385	300.0
SB	0.723491	0.719725	0.727301	892.0
SR	0.713641	0.718113	0.709240	681.0
macro avg	0.710034	0.711625	0.708638	2077.0
micro avg	0.715178	0.715178	0.715178	2077.0
weighted avg	0.715138	0.715213	0.715178	2077.0

The result of Model Number:Dataset Number:Featuregroup Number:Rescale of 66 : 1 : 3 :
1

	f1-score	precision	recall	support
AFIB	0.752518	0.759797	0.745513	204.0

GSVT 0.779146 0.777610 0.780701 300.0
SB 0.795431 0.794023 0.796856 892.0
SR 0.788099 0.788480 0.787751 681.0
macro avg 0.778798 0.779977 0.777705 2077.0
micro avg 0.786494 0.786494 0.786494 2077.0
weighted avg 0.786460 0.786473 0.786494 2077.0
The result of Model Number:Dataset Number:Featuregroup Number:Rescale of 66 : 1 : 4 :
0

f1-score precision recall support
AFIB 0.839116 0.836691 0.841633 875.0
GSVT 0.854669 0.853973 0.855424 691.0
SB 0.907782 0.904022 0.911581 1553.0
SR 0.880529 0.890203 0.871112 907.0
macro avg 0.870524 0.871222 0.869937 4026.0
micro avg 0.877623 0.877623 0.877623 4026.0
weighted avg 0.877603 0.877685 0.877623 4026.0
The result of Model Number:Dataset Number:Featuregroup Number:Rescale of 66 : 1 : 4 :
1

f1-score precision recall support
AFIB 0.746339 0.738092 0.754786 875.0
GSVT 0.759786 0.764464 0.755177 691.0
SB 0.808646 0.807301 0.810000 1553.0
SR 0.788956 0.796333 0.781735 907.0
macro avg 0.775932 0.776547 0.775425 4026.0
micro avg 0.782223 0.782223 0.782223 4026.0
weighted avg 0.782283 0.782436 0.782223 4026.0
The result of Model Number:Dataset Number:Featuregroup Number:Rescale of 66 : 1 : 5 :
0

f1-score precision recall support
AFIB 0.809960 0.819430 0.800862 204.0
GSVT 0.832241 0.828415 0.836126 300.0
SB 0.844025 0.841400 0.846672 892.0
SR 0.836756 0.839127 0.834433 681.0
macro avg 0.830745 0.832093 0.829523 2077.0
micro avg 0.836636 0.836636 0.836636 2077.0
weighted avg 0.836593 0.836621 0.836636 2077.0
The result of Model Number:Dataset Number:Featuregroup Number:Rescale of 66 : 1 : 5 :
1

f1-score precision recall support
AFIB 0.859906 0.847995 0.872190 875.0
GSVT 0.878978 0.886091 0.871982 691.0
SB 0.933024 0.930343 0.935727 1553.0
SR 0.910327 0.922175 0.898788 907.0
macro avg 0.895559 0.896651 0.894672 4026.0

micro avg 0.902655 0.902655 0.902655 4026.0
weighted avg 0.902743 0.903011 0.902655 4026.0
The result of Model Number:Dataset Number:Featuregroup Number:Rescale of 66 : 1 : 6 :
0

	f1-score	precision	recall	support
AFIB	0.889900	0.918804	0.862934	204.0
GSVT	0.914469	0.902809	0.926618	300.0
SB	0.940268	0.936723	0.943851	892.0
SR	0.927117	0.928796	0.925480	681.0
macro avg	0.917939	0.921783	0.914721	2077.0
micro avg	0.927391	0.927391	0.927391	2077.0
weighted avg	0.927283	0.927465	0.927391	2077.0

The result of Model Number:Dataset Number:Featuregroup Number:Rescale of 66 : 1 : 6 :
1

	f1-score	precision	recall	support
AFIB	0.916113	0.926082	0.906624	204.0
GSVT	0.947116	0.943166	0.951252	300.0
SB	0.966524	0.965659	0.967391	892.0
SR	0.957390	0.957398	0.957390	681.0
macro avg	0.946786	0.948076	0.945664	2077.0
micro avg	0.955812	0.955812	0.955812	2077.0
weighted avg	0.955774	0.955814	0.955812	2077.0

The result of Model Number:Dataset Number:Featuregroup Number:Rescale of 66 : 1 : 7 :
0

	f1-score	precision	recall	support
AFIB	0.914730	0.926949	0.903087	204.0
GSVT	0.930889	0.925219	0.936773	300.0
SB	0.953329	0.952484	0.954182	892.0
SR	0.946284	0.946428	0.946147	681.0
macro avg	0.936308	0.937770	0.935047	2077.0
micro avg	0.944014	0.944014	0.944014	2077.0
weighted avg	0.943987	0.944052	0.944014	2077.0

The result of Model Number:Dataset Number:Featuregroup Number:Rescale of 66 : 1 : 7 :
1

	f1-score	precision	recall	support
AFIB	0.747756	0.761516	0.734865	204.0
GSVT	0.775344	0.768850	0.782083	300.0
SB	0.789903	0.788579	0.791231	892.0
SR	0.782928	0.783624	0.782239	681.0
macro avg	0.773983	0.775642	0.772604	2077.0
micro avg	0.781425	0.781425	0.781425	2077.0
weighted avg	0.781374	0.781447	0.781425	2077.0

The result of Model Number:Dataset Number:Featuregroup Number:Rescale of 66 : 1 : 8 :
0

f1-score precision recall support
AFIB 0.826903 0.839101 0.815145 204.0
GSVT 0.847202 0.843877 0.850581 300.0
SB 0.866018 0.864281 0.867765 892.0
SR 0.859875 0.860005 0.859753 681.0
macro avg 0.850000 0.851816 0.848311 2077.0
micro avg 0.857488 0.857488 0.857488 2077.0
weighted avg 0.857444 0.857459 0.857488 2077.0
The result of Model Number:Dataset Number:Featuregroup Number:Rescale of 66 : 1 : 8 :
1

f1-score precision recall support
AFIB 0.788162 0.812064 0.765659 875.0
GSVT 0.841374 0.835539 0.847336 691.0
SB 0.920565 0.917044 0.924120 1553.0
SR 0.870633 0.857566 0.884156 907.0
macro avg 0.855183 0.855553 0.855318 4026.0
micro avg 0.867498 0.867498 0.867498 4026.0
weighted avg 0.866948 0.866839 0.867498 4026.0
The result of Model Number:Dataset Number:Featuregroup Number:Rescale of 66 : 1 : 9 :
0

f1-score precision recall support
AFIB 0.693779 0.727412 0.663195 204.0
GSVT 0.722673 0.713230 0.732516 300.0
SB 0.742137 0.736493 0.747878 892.0
SR 0.721473 0.723629 0.719362 681.0
macro avg 0.720015 0.725191 0.715738 2077.0
micro avg 0.727992 0.727992 0.727992 2077.0
weighted avg 0.727801 0.728023 0.727992 2077.0
The result of Model Number:Dataset Number:Featuregroup Number:Rescale of 66 : 1 : 9 :
1

f1-score precision recall support
AFIB 0.680695 0.765381 0.613482 204.0
GSVT 0.807594 0.790349 0.825645 300.0
SB 0.862122 0.857727 0.866566 892.0
SR 0.842781 0.832108 0.853785 681.0
macro avg 0.798298 0.811391 0.789869 2077.0
micro avg 0.831607 0.831607 0.831607 2077.0
weighted avg 0.830085 0.830525 0.831607 2077.0
The result of Model Number:Dataset Number:Featuregroup Number:Rescale of 66 : 1 :
10 : 0

f1-score precision recall support
AFIB 0.788187 0.790726 0.785738 875.0
GSVT 0.799268 0.786579 0.812446 691.0
SB 0.842159 0.835128 0.849316 1553.0

SR 0.799826 0.820140 0.780524 907.0
macro avg 0.807360 0.808143 0.807006 4026.0
micro avg 0.813672 0.813672 0.813672 4026.0
weighted avg 0.813531 0.813768 0.813672 4026.0
The result of Model Number:Dataset Number:Featuregroup Number:Rescale of 66 : 1 :
10 : 1

f1-score precision recall support
AFIB 0.726119 0.733217 0.719326 875.0
GSVT 0.720573 0.715105 0.726361 691.0
SB 0.762448 0.754603 0.770525 1553.0
SR 0.738246 0.750119 0.726952 907.0
macro avg 0.736846 0.738261 0.735791 4026.0
micro avg 0.742001 0.742001 0.742001 4026.0
weighted avg 0.741913 0.742166 0.742001 4026.0

The result of Model Number:Dataset Number:Featuregroup Number:Rescale of 67 : 0 : 0 :
0

f1-score precision recall support
AFIB 0.751800 0.776766 0.728674 204.0
GSVT 0.780331 0.774071 0.786811 300.0
SB 0.797571 0.794294 0.800878 892.0
SR 0.790122 0.790007 0.790239 681.0
macro avg 0.779956 0.783784 0.776650 2077.0
micro avg 0.788266 0.788266 0.788266 2077.0
weighted avg 0.788143 0.788246 0.788266 2077.0

The result of Model Number:Dataset Number:Featuregroup Number:Rescale of 67 : 0 : 0 :
1

f1-score precision recall support
AFIB 0.904967 0.941494 0.871241 204.0
GSVT 0.938644 0.923396 0.954566 300.0
SB 0.962927 0.955186 0.970807 892.0
SR 0.937021 0.943769 0.930419 681.0
macro avg 0.935890 0.940961 0.931758 2077.0
micro avg 0.945440 0.945440 0.945440 2077.0
weighted avg 0.945233 0.945506 0.945440 2077.0

The result of Model Number:Dataset Number:Featuregroup Number:Rescale of 67 : 0 : 1 :
0

f1-score precision recall support
AFIB 0.751817 0.751140 0.752568 875.0
GSVT 0.764842 0.757839 0.772035 691.0
SB 0.802610 0.795554 0.809793 1553.0
SR 0.764824 0.783732 0.746874 907.0
macro avg 0.771023 0.772066 0.770318 4026.0
micro avg 0.776701 0.776701 0.776701 4026.0
weighted avg 0.776576 0.776764 0.776701 4026.0

The result of Model Number:Dataset Number:Featuregroup Number:Rescale of 67 : 0 : 1 : 1

	f1-score	precision	recall	support
AFIB	0.649913	0.640200	0.659951	875.0
GSVT	0.662374	0.668039	0.656815	691.0
SB	0.707732	0.705295	0.710190	1553.0
SR	0.687017	0.697264	0.677090	907.0
macro avg	0.676759	0.677699	0.676012	4026.0
micro avg	0.682653	0.682653	0.682653	4026.0
weighted avg	0.682714	0.682944	0.682653	4026.0

The result of Model Number:Dataset Number:Featuregroup Number:Rescale of 67 : 0 : 2 : 0

	f1-score	precision	recall	support
AFIB	0.885377	0.895011	0.876207	204.0
GSVT	0.915339	0.911522	0.919337	300.0
SB	0.934097	0.933261	0.934934	892.0
SR	0.925269	0.925277	0.925269	681.0
macro avg	0.915021	0.916268	0.913937	2077.0
micro avg	0.923744	0.923744	0.923744	2077.0
weighted avg	0.923708	0.923747	0.923744	2077.0

The result of Model Number:Dataset Number:Featuregroup Number:Rescale of 67 : 0 : 2 : 1

	f1-score	precision	recall	support
AFIB	0.777287	0.766877	0.788033	875.0
GSVT	0.794666	0.800869	0.788572	691.0
SB	0.843714	0.841074	0.846375	1553.0
SR	0.823311	0.834225	0.812692	907.0
macro avg	0.809744	0.810761	0.808918	4026.0
micro avg	0.816186	0.816186	0.816186	4026.0
weighted avg	0.816262	0.816505	0.816186	4026.0

The result of Model Number:Dataset Number:Featuregroup Number:Rescale of 67 : 0 : 3 : 0

	f1-score	precision	recall	support
AFIB	0.790103	0.797212	0.783367	875.0
GSVT	0.806197	0.789851	0.823425	691.0
SB	0.854978	0.845466	0.864808	1553.0
SR	0.821051	0.845457	0.798207	907.0
macro avg	0.818082	0.819496	0.817452	4026.0
micro avg	0.825001	0.825001	0.825001	4026.0
weighted avg	0.824862	0.825431	0.825001	4026.0

The result of Model Number:Dataset Number:Featuregroup Number:Rescale of 67 : 0 : 3 : 1

	f1-score	precision	recall	support
AFIB	0.723838	0.727811	0.719955	875.0

GSVT 0.724850 0.715686 0.734366 691.0
SB 0.762306 0.759247 0.765396 1553.0
SR 0.745941 0.754997 0.737147 907.0
macro avg 0.739234 0.739435 0.739216 4026.0
micro avg 0.743830 0.743830 0.743830 4026.0
weighted avg 0.743830 0.743981 0.743830 4026.0
The result of Model Number:Dataset Number:Featuregroup Number:Rescale of 67 : 0 : 4 :
0

f1-score precision recall support

AFIB 0.733412 0.735562 0.731331 875.0
GSVT 0.745547 0.735972 0.755472 691.0
SB 0.789038 0.787120 0.790968 1553.0
SR 0.769058 0.778185 0.760151 907.0
macro avg 0.759264 0.759210 0.759480 4026.0
micro avg 0.764972 0.764972 0.764972 4026.0
weighted avg 0.764983 0.765123 0.764972 4026.0
The result of Model Number:Dataset Number:Featuregroup Number:Rescale of 67 : 0 : 4 :
1

f1-score precision recall support

AFIB 0.846867 0.858318 0.836071 204.0
GSVT 0.879034 0.877607 0.880496 300.0
SB 0.898123 0.896927 0.899331 892.0
SR 0.888943 0.887804 0.890116 681.0
macro avg 0.878242 0.880164 0.876504 2077.0
micro avg 0.887376 0.887376 0.887376 2077.0
weighted avg 0.887322 0.887353 0.887376 2077.0
The result of Model Number:Dataset Number:Featuregroup Number:Rescale of 67 : 0 : 5 :
0

f1-score precision recall support

AFIB 0.662443 0.679948 0.645882 204.0
GSVT 0.680610 0.674956 0.686484 300.0
SB 0.699365 0.696798 0.701952 892.0
SR 0.688536 0.689370 0.687722 681.0
macro avg 0.682738 0.685268 0.680510 2077.0
micro avg 0.689545 0.689545 0.689545 2077.0
weighted avg 0.689479 0.689553 0.689545 2077.0
The result of Model Number:Dataset Number:Featuregroup Number:Rescale of 67 : 0 : 5 :
1

f1-score precision recall support

AFIB 0.740200 0.719670 0.764265 875.0
GSVT 0.749863 0.781448 0.725346 691.0
SB 0.823750 0.823334 0.824178 1553.0
SR 0.803085 0.808110 0.798127 907.0
macro avg 0.779224 0.783141 0.777979 4026.0

micro avg 0.788325 0.788325 0.788325 4026.0
weighted avg 0.788254 0.790185 0.788325 4026.0
The result of Model Number:Dataset Number:Featuregroup Number:Rescale of 67 : 0 : 6 :
0

	f1-score	precision	recall	support
AFIB	0.682362	0.706051	0.660303	204.0
GSVT	0.695446	0.687833	0.703315	300.0
SB	0.713960	0.708833	0.719162	892.0
SR	0.701209	0.704657	0.697807	681.0
macro avg	0.698244	0.701843	0.695147	2077.0
micro avg	0.704090	0.704090	0.704090	2077.0
weighted avg	0.704001	0.704157	0.704090	2077.0

The result of Model Number:Dataset Number:Featuregroup Number:Rescale of 67 : 0 : 6 :
1

	f1-score	precision	recall	support
AFIB	0.811421	0.815442	0.807526	875.0
GSVT	0.819500	0.820681	0.818447	691.0
SB	0.862634	0.858632	0.866683	1553.0
SR	0.846754	0.848875	0.844691	907.0
macro avg	0.835077	0.835907	0.834337	4026.0
micro avg	0.840593	0.840593	0.840593	4026.0
weighted avg	0.840523	0.840533	0.840593	4026.0

The result of Model Number:Dataset Number:Featuregroup Number:Rescale of 67 : 0 : 7 :
0

	f1-score	precision	recall	support
AFIB	0.874232	0.881078	0.867537	875.0
GSVT	0.876538	0.865351	0.888071	691.0
SB	0.919389	0.915701	0.923116	1553.0
SR	0.899965	0.908799	0.891334	907.0
macro avg	0.892531	0.892732	0.892514	4026.0
micro avg	0.897862	0.897862	0.897862	4026.0
weighted avg	0.897844	0.897980	0.897862	4026.0

The result of Model Number:Dataset Number:Featuregroup Number:Rescale of 67 : 0 : 7 :
1

	f1-score	precision	recall	support
AFIB	0.822531	0.829932	0.815519	875.0
GSVT	0.839286	0.822268	0.857221	691.0
SB	0.890068	0.880167	0.900303	1553.0
SR	0.854749	0.880157	0.830968	907.0
macro avg	0.851659	0.853131	0.851003	4026.0
micro avg	0.858862	0.858862	0.858862	4026.0
weighted avg	0.858717	0.859309	0.858862	4026.0

The result of Model Number:Dataset Number:Featuregroup Number:Rescale of 67 : 0 : 8 :
0

f1-score precision recall support
AFIB 0.704671 0.708012 0.701367 875.0
GSVT 0.713413 0.710047 0.716827 691.0
SB 0.752484 0.750895 0.754083 1553.0
SR 0.738224 0.740291 0.736186 907.0
macro avg 0.727198 0.727311 0.727116 4026.0
micro avg 0.732199 0.732199 0.732199 4026.0
weighted avg 0.732174 0.732175 0.732199 4026.0
The result of Model Number:Dataset Number:Featuregroup Number:Rescale of 67 : 0 : 8 :
1

f1-score precision recall support
AFIB 0.889886 0.911240 0.869914 204.0
GSVT 0.921528 0.916187 0.927043 300.0
SB 0.941209 0.937756 0.944690 892.0
SR 0.933030 0.933722 0.932349 681.0
macro avg 0.921413 0.924726 0.918499 2077.0
micro avg 0.930750 0.930750 0.930750 2077.0
weighted avg 0.930644 0.930714 0.930750 2077.0
The result of Model Number:Dataset Number:Featuregroup Number:Rescale of 67 : 0 : 9 :
0

f1-score precision recall support
AFIB 0.883192 0.890174 0.876348 875.0
GSVT 0.905416 0.903501 0.907372 691.0
SB 0.965200 0.956668 0.973896 1553.0
SR 0.939505 0.948719 0.930490 907.0
macro avg 0.923328 0.924766 0.922027 4026.0
micro avg 0.931499 0.931499 0.931499 4026.0
weighted avg 0.931326 0.931300 0.931499 4026.0
The result of Model Number:Dataset Number:Featuregroup Number:Rescale of 67 : 0 : 9 :
1

f1-score precision recall support
AFIB 0.855108 0.843230 0.867407 875.0
GSVT 0.885665 0.897480 0.874272 691.0
SB 0.940864 0.938936 0.942803 1553.0
SR 0.916376 0.923457 0.909404 907.0
macro avg 0.899503 0.900776 0.898471 4026.0
micro avg 0.907130 0.907130 0.907130 4026.0
weighted avg 0.907235 0.907533 0.907130 4026.0
The result of Model Number:Dataset Number:Featuregroup Number:Rescale of 67 : 0 :
10 : 0

f1-score precision recall support
AFIB 0.872804 0.880761 0.865104 204.0
GSVT 0.895582 0.892649 0.898561 300.0
SB 0.911954 0.911346 0.912566 892.0

SR 0.903933 0.903673 0.904206 681.0
macro avg 0.896068 0.897107 0.895109 2077.0
micro avg 0.903140 0.903140 0.903140 2077.0
weighted avg 0.903114 0.903126 0.903140 2077.0
The result of Model Number:Dataset Number:Featuregroup Number:Rescale of 67 : 0 :
10 : 1

f1-score precision recall support
AFIB 0.701320 0.715637 0.687875 204.0
GSVT 0.726786 0.720472 0.733345 300.0
SB 0.740760 0.739437 0.742088 892.0
SR 0.733865 0.734302 0.733432 681.0
macro avg 0.725683 0.727462 0.724185 2077.0
micro avg 0.732663 0.732663 0.732663 2077.0
weighted avg 0.732607 0.732677 0.732663 2077.0
The result of Model Number:Dataset Number:Featuregroup Number:Rescale of 67 : 1 : 0 :
0

f1-score precision recall support
AFIB 0.643616 0.634676 0.652873 875.0
GSVT 0.666616 0.675509 0.658041 691.0
SB 0.708162 0.706712 0.709622 1553.0
SR 0.689731 0.695061 0.684484 907.0
macro avg 0.677031 0.677989 0.676255 4026.0
micro avg 0.682772 0.682772 0.682772 4026.0
weighted avg 0.682851 0.683075 0.682772 4026.0
The result of Model Number:Dataset Number:Featuregroup Number:Rescale of 67 : 1 : 0 :
1

f1-score precision recall support
AFIB 0.825979 0.814917 0.837398 875.0
GSVT 0.844446 0.851037 0.837971 691.0
SB 0.896566 0.893761 0.899394 1553.0
SR 0.874885 0.886483 0.863602 907.0
macro avg 0.860469 0.861550 0.859591 4026.0
micro avg 0.867314 0.867314 0.867314 4026.0
weighted avg 0.867395 0.867653 0.867314 4026.0
The result of Model Number:Dataset Number:Featuregroup Number:Rescale of 67 : 1 : 1 :
0

f1-score precision recall support
AFIB 0.844877 0.858265 0.832012 204.0
GSVT 0.866594 0.859219 0.874100 300.0
SB 0.881555 0.879591 0.883532 892.0
SR 0.873203 0.875144 0.871287 681.0
macro avg 0.866557 0.868055 0.865233 2077.0
micro avg 0.873095 0.873095 0.873095 2077.0
weighted avg 0.873053 0.873096 0.873095 2077.0

The result of Model Number:Dataset Number:Featuregroup Number:Rescale of 67 : 1 : 1 : 1

	f1-score	precision	recall	support
AFIB	0.695490	0.698802	0.692240	875.0
GSVT	0.704081	0.691286	0.717431	691.0
SB	0.744971	0.742119	0.747848	1553.0
SR	0.722952	0.735326	0.710998	907.0
macro avg	0.716873	0.716883	0.717129	4026.0
micro avg	0.722240	0.722240	0.722240	4026.0
weighted avg	0.722238	0.722449	0.722240	4026.0

The result of Model Number:Dataset Number:Featuregroup Number:Rescale of 67 : 1 : 2 : 0

	f1-score	precision	recall	support
AFIB	0.700170	0.692606	0.797027	204.0
GSVT	0.837708	0.831182	0.844411	300.0
SB	0.683650	0.682220	0.685087	892.0
SR	0.847741	0.847504	0.847990	681.0
macro avg	0.767318	0.763378	0.793629	2077.0
micro avg	0.772506	0.772506	0.772506	2077.0
weighted avg	0.761326	0.758949	0.772506	2077.0

The result of Model Number:Dataset Number:Featuregroup Number:Rescale of 67 : 1 : 2 : 1

	f1-score	precision	recall	support
AFIB	0.741581	0.759210	0.724835	204.0
GSVT	0.760833	0.757897	0.763872	300.0
SB	0.779687	0.777947	0.781435	892.0
SR	0.769877	0.768329	0.771460	681.0
macro avg	0.762995	0.765846	0.760401	2077.0
micro avg	0.770068	0.770068	0.770068	2077.0
weighted avg	0.770005	0.770057	0.770068	2077.0

The result of Model Number:Dataset Number:Featuregroup Number:Rescale of 67 : 1 : 3 : 0

	f1-score	precision	recall	support
AFIB	0.833668	0.844803	0.823057	204.0
GSVT	0.848395	0.843227	0.853757	300.0
SB	0.868846	0.868076	0.869624	892.0
SR	0.862426	0.862557	0.862301	681.0
macro avg	0.853334	0.854666	0.852185	2077.0
micro avg	0.860357	0.860357	0.860357	2077.0
weighted avg	0.860332	0.860391	0.860357	2077.0

The result of Model Number:Dataset Number:Featuregroup Number:Rescale of 67 : 1 : 3 : 1

	f1-score	precision	recall	support
AFIB	0.725102	0.725749	0.724531	875.0

GSVT 0.738384 0.740321 0.736581 691.0
SB 0.783804 0.778586 0.789101 1553.0
SR 0.768533 0.775549 0.761669 907.0
macro avg 0.753956 0.755051 0.752971 4026.0
micro avg 0.759873 0.759873 0.759873 4026.0
weighted avg 0.759810 0.759851 0.759873 4026.0
The result of Model Number:Dataset Number:Featuregroup Number:Rescale of 67 : 1 : 4 :
0

f1-score precision recall support

AFIB 0.855765 0.860006 0.851657 875.0
GSVT 0.864285 0.865531 0.863175 691.0
SB 0.909777 0.905556 0.914047 1553.0
SR 0.893029 0.895266 0.890853 907.0
macro avg 0.880714 0.881589 0.879933 4026.0
micro avg 0.886531 0.886531 0.886531 4026.0
weighted avg 0.886457 0.886468 0.886531 4026.0

The result of Model Number:Dataset Number:Featuregroup Number:Rescale of 67 : 1 : 4 :
1

f1-score precision recall support

AFIB 0.698267 0.712913 0.684229 204.0
GSVT 0.714465 0.710238 0.718750 300.0
SB 0.731883 0.730169 0.733606 892.0
SR 0.725701 0.725493 0.725917 681.0
macro avg 0.717579 0.719703 0.715626 2077.0
micro avg 0.724089 0.724089 0.724089 2077.0
weighted avg 0.724039 0.724062 0.724089 2077.0

The result of Model Number:Dataset Number:Featuregroup Number:Rescale of 67 : 1 : 5 :
0

f1-score precision recall support

AFIB 0.676034 0.679384 0.672789 875.0
GSVT 0.682765 0.683748 0.681887 691.0
SB 0.718702 0.715367 0.722076 1553.0
SR 0.705472 0.707238 0.703753 907.0
macro avg 0.695743 0.696435 0.695126 4026.0
micro avg 0.700338 0.700338 0.700338 4026.0
weighted avg 0.700280 0.700289 0.700338 4026.0

The result of Model Number:Dataset Number:Featuregroup Number:Rescale of 67 : 1 : 5 :
1

f1-score precision recall support

AFIB 0.742284 0.770550 0.716181 204.0
GSVT 0.765933 0.758214 0.773846 300.0
SB 0.781264 0.777375 0.785204 892.0
SR 0.771827 0.772313 0.771367 681.0
macro avg 0.765327 0.769613 0.761649 2077.0

micro avg 0.772247 0.772247 0.772247 2077.0
weighted avg 0.772127 0.772277 0.772247 2077.0
The result of Model Number:Dataset Number:Featuregroup Number:Rescale of 67 : 1 : 6 :
0

	f1-score	precision	recall	support
AFIB	0.583707	0.635858	0.616408	204.0
GSVT	0.792837	0.779876	0.806509	300.0
SB	0.674949	0.669808	0.680220	892.0
SR	0.825352	0.816014	0.834932	681.0
macro avg	0.719211	0.725389	0.734517	2077.0
micro avg	0.742920	0.742920	0.742920	2077.0
weighted avg	0.732329	0.730309	0.742920	2077.0

The result of Model Number:Dataset Number:Featuregroup Number:Rescale of 67 : 1 : 6 :
1

	f1-score	precision	recall	support
AFIB	0.788545	0.784130	0.793048	875.0
GSVT	0.794966	0.799657	0.790380	691.0
SB	0.837432	0.834811	0.840072	1553.0
SR	0.820853	0.826283	0.815512	907.0
macro avg	0.810449	0.811220	0.809753	4026.0
micro avg	0.815790	0.815790	0.815790	4026.0
weighted avg	0.815783	0.815841	0.815790	4026.0

The result of Model Number:Dataset Number:Featuregroup Number:Rescale of 67 : 1 : 7 :
0

	f1-score	precision	recall	support
AFIB	0.656471	0.732169	0.595045	204.0
GSVT	0.774046	0.760574	0.788170	300.0
SB	0.826443	0.822779	0.830147	892.0
SR	0.807264	0.796226	0.818636	681.0
macro avg	0.766056	0.777937	0.758000	2077.0
micro avg	0.797218	0.797218	0.797218	2077.0
weighted avg	0.795892	0.796189	0.797218	2077.0

The result of Model Number:Dataset Number:Featuregroup Number:Rescale of 67 : 1 : 7 :
1

	f1-score	precision	recall	support
AFIB	0.746043	0.740487	0.751758	875.0
GSVT	0.759957	0.762671	0.757308	691.0
SB	0.806408	0.804497	0.808329	1553.0
SR	0.788005	0.795099	0.781064	907.0
macro avg	0.775103	0.775689	0.774615	4026.0
micro avg	0.781135	0.781135	0.781135	4026.0
weighted avg	0.781170	0.781289	0.781135	4026.0

The result of Model Number:Dataset Number:Featuregroup Number:Rescale of 67 : 1 : 8 :
0

f1-score precision recall support
AFIB 0.817006 0.833974 0.800902 875.0
GSVT 0.796743 0.769071 0.861780 691.0
SB 0.939086 0.934852 0.943375 1553.0
SR 0.713938 0.702411 0.725913 907.0
macro avg 0.816693 0.810077 0.832993 4026.0
micro avg 0.849415 0.849415 0.849415 4026.0
weighted avg 0.837400 0.832108 0.849415 4026.0
The result of Model Number:Dataset Number:Featuregroup Number:Rescale of 67 : 1 : 8 :
1

f1-score precision recall support
AFIB 0.653490 0.640471 0.667081 875.0
GSVT 0.531883 0.494623 0.666700 691.0
SB 0.431564 0.432308 0.430823 1553.0
SR 0.699621 0.705781 0.693596 907.0
macro avg 0.579139 0.568296 0.614550 4026.0
micro avg 0.581854 0.581854 0.581854 4026.0
weighted avg 0.557404 0.549855 0.581854 4026.0
The result of Model Number:Dataset Number:Featuregroup Number:Rescale of 67 : 1 : 9 :
0

f1-score precision recall support
AFIB 0.748687 0.767968 0.730381 204.0
GSVT 0.687051 0.656468 0.775337 300.0
SB 0.788246 0.786402 0.790101 892.0
SR 0.625331 0.625448 0.625221 681.0
macro avg 0.712329 0.709072 0.730260 2077.0
micro avg 0.728042 0.728042 0.728042 2077.0
weighted avg 0.716328 0.713051 0.728042 2077.0
The result of Model Number:Dataset Number:Featuregroup Number:Rescale of 67 : 1 : 9 :
1

f1-score precision recall support
AFIB 0.856614 0.832855 0.884464 875.0
GSVT 0.867796 0.904349 0.839423 691.0
SB 0.953304 0.952823 0.953799 1553.0
SR 0.929389 0.935205 0.923651 907.0
macro avg 0.901776 0.906308 0.900334 4026.0
micro avg 0.912307 0.912307 0.912307 4026.0
weighted avg 0.912226 0.914460 0.912307 4026.0
The result of Model Number:Dataset Number:Featuregroup Number:Rescale of 67 : 1 :
10 : 0

f1-score precision recall support
AFIB 0.669116 0.670169 0.668152 204.0
GSVT 0.685298 0.684229 0.686428 300.0
SB 0.699435 0.698582 0.700296 892.0

SR 0.694537 0.695870 0.693212 681.0
macro avg 0.687096 0.687212 0.687022 2077.0
micro avg 0.692813 0.692813 0.692813 2077.0
weighted avg 0.692809 0.692829 0.692813 2077.0
The result of Model Number:Dataset Number:Featuregroup Number:Rescale of 67 : 1 :
10 : 1

f1-score precision recall support
AFIB 0.726406 0.744495 0.709211 875.0
GSVT 0.767501 0.770759 0.764302 691.0
SB 0.832494 0.829308 0.835709 1553.0
SR 0.791885 0.777128 0.807254 907.0
macro avg 0.779571 0.780423 0.779119 4026.0
micro avg 0.789550 0.789550 0.789550 4026.0
weighted avg 0.789133 0.789071 0.789550 4026.0

The result of Model Number:Dataset Number:Featuregroup Number:Rescale of 68 : 0 : 0 :
0

f1-score precision recall support
AFIB 0.890515 0.903598 0.877887 204.0
GSVT 0.913078 0.905315 0.920993 300.0
SB 0.928858 0.925142 0.932607 892.0
SR 0.919672 0.924186 0.915212 681.0
macro avg 0.913031 0.914560 0.911675 2077.0
micro avg 0.919851 0.919851 0.919851 2077.0
weighted avg 0.919801 0.919849 0.919851 2077.0

The result of Model Number:Dataset Number:Featuregroup Number:Rescale of 68 : 0 : 0 :
1

f1-score precision recall support
AFIB 0.737558 0.772969 0.705397 204.0
GSVT 0.769639 0.763104 0.776308 300.0
SB 0.781734 0.776041 0.787516 892.0
SR 0.773511 0.773869 0.773176 681.0
macro avg 0.765610 0.771496 0.760599 2077.0
micro avg 0.773130 0.773130 0.773130 2077.0
weighted avg 0.772952 0.773159 0.773130 2077.0

The result of Model Number:Dataset Number:Featuregroup Number:Rescale of 68 : 0 : 1 :
0

f1-score precision recall support
AFIB 0.775086 0.860187 0.705494 204.0
GSVT 0.905018 0.893704 0.916800 300.0
SB 0.962895 0.957981 0.967860 892.0
SR 0.940338 0.927191 0.953867 681.0
macro avg 0.895834 0.909766 0.886005 2077.0
micro avg 0.930128 0.930128 0.930128 2077.0
weighted avg 0.928693 0.928997 0.930128 2077.0

The result of Model Number:Dataset Number:Featuregroup Number:Rescale of 68 : 0 : 1 :
1

	f1-score	precision	recall	support
AFIB	0.653156	0.646863	0.659673	875.0
GSVT	0.670268	0.672186	0.668432	691.0
SB	0.712611	0.710972	0.714262	1553.0
SR	0.692565	0.700714	0.684618	907.0
macro avg	0.682150	0.682684	0.681746	4026.0
micro avg	0.687853	0.687853	0.687853	4026.0
weighted avg	0.687905	0.688071	0.687853	4026.0

The result of Model Number:Dataset Number:Featuregroup Number:Rescale of 68 : 0 : 2 :
0

	f1-score	precision	recall	support
AFIB	0.832807	0.810929	0.884943	875.0
GSVT	0.801152	0.758300	0.913297	691.0
SB	0.759133	0.754336	0.764015	1553.0
SR	0.737378	0.750082	0.725302	907.0
macro avg	0.782617	0.768412	0.821889	4026.0
micro avg	0.807197	0.807197	0.807197	4026.0
weighted avg	0.777456	0.766358	0.807197	4026.0

The result of Model Number:Dataset Number:Featuregroup Number:Rescale of 68 : 0 : 2 :
1

	f1-score	precision	recall	support
AFIB	0.681815	0.688005	0.676085	204.0
GSVT	0.704349	0.700092	0.708842	300.0
SB	0.719085	0.718121	0.720052	892.0
SR	0.712431	0.713909	0.710965	681.0
macro avg	0.704420	0.705032	0.703986	2077.0
micro avg	0.711135	0.711135	0.711135	2077.0
weighted avg	0.711114	0.711178	0.711135	2077.0

The result of Model Number:Dataset Number:Featuregroup Number:Rescale of 68 : 0 : 3 :
0

	f1-score	precision	recall	support
AFIB	0.725621	0.724453	0.727088	875.0
GSVT	0.742539	0.738668	0.746493	691.0
SB	0.776363	0.769786	0.783060	1553.0
SR	0.746726	0.763327	0.731084	907.0
macro avg	0.747812	0.749059	0.746931	4026.0
micro avg	0.752910	0.752910	0.752910	4026.0
weighted avg	0.752853	0.753137	0.752910	4026.0

The result of Model Number:Dataset Number:Featuregroup Number:Rescale of 68 : 0 : 3 :
1

	f1-score	precision	recall	support
AFIB	0.724409	0.724047	0.724802	875.0

GSVT 0.733420 0.738327 0.728636 691.0
SB 0.777525 0.775739 0.779325 1553.0
SR 0.755005 0.754826 0.755315 907.0
macro avg 0.747590 0.748235 0.747020 4026.0
micro avg 0.753366 0.753366 0.753366 4026.0
weighted avg 0.753338 0.753372 0.753366 4026.0
The result of Model Number:Dataset Number:Featuregroup Number:Rescale of 68 : 0 : 4 :
0

f1-score precision recall support
AFIB 0.856359 0.872070 0.841271 204.0
GSVT 0.867654 0.858898 0.876608 300.0
SB 0.889026 0.884399 0.893709 892.0
SR 0.876923 0.882418 0.871515 681.0
macro avg 0.872491 0.874446 0.870776 2077.0
micro avg 0.878812 0.878812 0.878812 2077.0
weighted avg 0.878763 0.878855 0.878812 2077.0
The result of Model Number:Dataset Number:Featuregroup Number:Rescale of 68 : 0 : 4 :
1

f1-score precision recall support
AFIB 0.826181 0.823792 0.828659 875.0
GSVT 0.841493 0.840809 0.842237 691.0
SB 0.893788 0.890086 0.897528 1553.0
SR 0.866955 0.876479 0.857682 907.0
macro avg 0.857104 0.857791 0.856526 4026.0
micro avg 0.864094 0.864094 0.864094 4026.0
weighted avg 0.864074 0.864155 0.864094 4026.0
The result of Model Number:Dataset Number:Featuregroup Number:Rescale of 68 : 0 : 5 :
0

f1-score precision recall support
AFIB 0.781251 0.792311 0.771137 204.0
GSVT 0.797471 0.782788 0.812862 300.0
SB 0.814468 0.805463 0.823691 892.0
SR 0.797352 0.813591 0.781795 681.0
macro avg 0.797636 0.798538 0.797371 2077.0
micro avg 0.803228 0.803228 0.803228 2077.0
weighted avg 0.803139 0.803561 0.803228 2077.0
The result of Model Number:Dataset Number:Featuregroup Number:Rescale of 68 : 0 : 5 :
1

f1-score precision recall support
AFIB 0.784852 0.809026 0.762239 204.0
GSVT 0.804875 0.795022 0.815063 300.0
SB 0.826737 0.821824 0.831736 892.0
SR 0.812801 0.816810 0.808863 681.0
macro avg 0.807316 0.810671 0.804475 2077.0

micro avg 0.815002 0.815002 0.815002 2077.0
weighted avg 0.814896 0.815052 0.815002 2077.0
The result of Model Number:Dataset Number:Featuregroup Number:Rescale of 68 : 0 : 6 :
0

	f1-score	precision	recall	support
AFIB	0.827039	0.809272	0.845648	875.0
GSVT	0.856486	0.868907	0.844472	691.0
SB	0.911763	0.911590	0.911940	1553.0
SR	0.888912	0.899243	0.878819	907.0
macro avg	0.871050	0.872253	0.870220	4026.0
micro avg	0.878491	0.878491	0.878491	4026.0
weighted avg	0.878714	0.879245	0.878491	4026.0

The result of Model Number:Dataset Number:Featuregroup Number:Rescale of 68 : 0 : 6 :
1

	f1-score	precision	recall	support
AFIB	0.920335	0.927217	0.913589	204.0
GSVT	0.943851	0.938870	0.948886	300.0
SB	0.959779	0.958496	0.961069	892.0
SR	0.951326	0.953150	0.949511	681.0
macro avg	0.943823	0.944433	0.943264	2077.0
micro avg	0.950857	0.950857	0.950857	2077.0
weighted avg	0.950833	0.950836	0.950857	2077.0

The result of Model Number:Dataset Number:Featuregroup Number:Rescale of 68 : 0 : 7 :
0

	f1-score	precision	recall	support
AFIB	0.631807	0.696749	0.578327	204.0
GSVT	0.751832	0.741671	0.762349	300.0
SB	0.800647	0.797445	0.803878	892.0
SR	0.778916	0.768387	0.789772	681.0
macro avg	0.740801	0.751063	0.733582	2077.0
micro avg	0.771101	0.771101	0.771101	2077.0
weighted avg	0.769888	0.769972	0.771101	2077.0

The result of Model Number:Dataset Number:Featuregroup Number:Rescale of 68 : 0 : 7 :
1

	f1-score	precision	recall	support
AFIB	0.760969	0.762900	0.759074	875.0
GSVT	0.774397	0.766009	0.783004	691.0
SB	0.816172	0.806940	0.825631	1553.0
SR	0.778855	0.800178	0.758671	907.0
macro avg	0.782598	0.784007	0.781595	4026.0
micro avg	0.788764	0.788764	0.788764	4026.0
weighted avg	0.788598	0.788820	0.788764	4026.0

The result of Model Number:Dataset Number:Featuregroup Number:Rescale of 68 : 0 : 8 :
0

f1-score precision recall support
AFIB 0.794726 0.815532 0.775318 204.0
GSVT 0.747782 0.769515 0.727650 300.0
SB 0.789070 0.761289 0.818971 892.0
SR 0.715196 0.738487 0.693472 681.0
macro avg 0.761693 0.771206 0.753853 2077.0
micro avg 0.760345 0.760345 0.760345 2077.0
weighted avg 0.759440 0.760329 0.760345 2077.0
The result of Model Number:Dataset Number:Featuregroup Number:Rescale of 68 : 0 : 8 :
1

f1-score precision recall support
AFIB 0.760543 0.777486 0.744542 204.0
GSVT 0.769926 0.758650 0.781864 300.0
SB 0.787325 0.779500 0.795342 892.0
SR 0.772802 0.783901 0.762035 681.0
macro avg 0.772649 0.774884 0.770946 2077.0
micro avg 0.777485 0.777485 0.777485 2077.0
weighted avg 0.777420 0.777734 0.777485 2077.0
The result of Model Number:Dataset Number:Featuregroup Number:Rescale of 68 : 0 : 9 :
0

f1-score precision recall support
AFIB 0.740308 0.718182 0.789361 875.0
GSVT 0.633965 0.620082 0.648718 691.0
SB 0.840879 0.834027 0.848067 1553.0
SR 0.788865 0.821986 0.759791 907.0
macro avg 0.751004 0.748569 0.761484 4026.0
micro avg 0.781206 0.781206 0.781206 4026.0
weighted avg 0.771790 0.769416 0.781206 4026.0
The result of Model Number:Dataset Number:Featuregroup Number:Rescale of 68 : 0 : 9 :
1

f1-score precision recall support
AFIB 0.707026 0.708648 0.705488 875.0
GSVT 0.709490 0.707490 0.711526 691.0
SB 0.744599 0.738433 0.750879 1553.0
SR 0.722261 0.733101 0.711768 907.0
macro avg 0.720844 0.721918 0.719915 4026.0
micro avg 0.725448 0.725448 0.725448 4026.0
weighted avg 0.725375 0.725447 0.725448 4026.0
The result of Model Number:Dataset Number:Featuregroup Number:Rescale of 68 : 0 :
10 : 0

f1-score precision recall support
AFIB 0.844298 0.870302 0.819972 204.0
GSVT 0.865837 0.855238 0.876798 300.0
SB 0.889355 0.884071 0.894733 892.0

SR 0.874364 0.878677 0.870128 681.0
macro avg 0.868464 0.872072 0.865408 2077.0
micro avg 0.876732 0.876732 0.876732 2077.0
weighted avg 0.876618 0.876785 0.876732 2077.0
The result of Model Number:Dataset Number:Featuregroup Number:Rescale of 68 : 0 :
10 : 1

f1-score precision recall support
AFIB 0.806042 0.813481 0.798782 875.0
GSVT 0.824864 0.822637 0.827131 691.0
SB 0.878491 0.870234 0.886916 1553.0
SR 0.854219 0.862790 0.845833 907.0
macro avg 0.840904 0.842285 0.839666 4026.0
micro avg 0.848245 0.848245 0.848245 4026.0
weighted avg 0.848073 0.848053 0.848245 4026.0

The result of Model Number:Dataset Number:Featuregroup Number:Rescale of 68 : 1 : 0 :
0

f1-score precision recall support
AFIB 0.683153 0.695707 0.671127 204.0
GSVT 0.694628 0.690079 0.699256 300.0
SB 0.706510 0.703060 0.709995 892.0
SR 0.699207 0.702114 0.696334 681.0
macro avg 0.695874 0.697740 0.694178 2077.0
micro avg 0.700147 0.700147 0.700147 2077.0
weighted avg 0.700105 0.700153 0.700147 2077.0

The result of Model Number:Dataset Number:Featuregroup Number:Rescale of 68 : 1 : 0 :
1

f1-score precision recall support
AFIB 0.906057 0.922708 0.890108 204.0
GSVT 0.921276 0.915243 0.927414 300.0
SB 0.937035 0.932460 0.941657 892.0
SR 0.927350 0.931206 0.923540 681.0
macro avg 0.922930 0.925404 0.920680 2077.0
micro avg 0.928596 0.928596 0.928596 2077.0
weighted avg 0.928541 0.928604 0.928596 2077.0

The result of Model Number:Dataset Number:Featuregroup Number:Rescale of 68 : 1 : 1 :
0

f1-score precision recall support
AFIB 0.667590 0.690937 0.646078 204.0
GSVT 0.695784 0.691542 0.700172 300.0
SB 0.710071 0.707154 0.713016 892.0
SR 0.703507 0.702481 0.704540 681.0
macro avg 0.694238 0.698029 0.690952 2077.0
micro avg 0.701807 0.701807 0.701807 2077.0
weighted avg 0.701683 0.701774 0.701807 2077.0

The result of Model Number:Dataset Number:Featuregroup Number:Rescale of 68 : 1 : 1 : 1

	f1-score	precision	recall	support
AFIB	0.692114	0.731487	0.657223	204.0
GSVT	0.731409	0.723354	0.739681	300.0
SB	0.742289	0.734903	0.749850	892.0
SR	0.733665	0.736174	0.731290	681.0
macro avg	0.724869	0.731479	0.719511	2077.0
micro avg	0.733198	0.733198	0.733198	2077.0
weighted avg	0.732962	0.733316	0.733198	2077.0

The result of Model Number:Dataset Number:Featuregroup Number:Rescale of 68 : 1 : 2 : 0

	f1-score	precision	recall	support
AFIB	0.637104	0.710570	0.577491	204.0
GSVT	0.751211	0.738136	0.764918	300.0
SB	0.802062	0.798506	0.805657	892.0
SR	0.783449	0.772736	0.794486	681.0
macro avg	0.743456	0.754987	0.735638	2077.0
micro avg	0.773700	0.773700	0.773700	2077.0
weighted avg	0.772412	0.772700	0.773700	2077.0

The result of Model Number:Dataset Number:Featuregroup Number:Rescale of 68 : 1 : 2 : 1

	f1-score	precision	recall	support
AFIB	0.903565	0.904988	0.902264	204.0
GSVT	0.925418	0.923974	0.926944	300.0
SB	0.944508	0.943356	0.945670	892.0
SR	0.937894	0.939694	0.936105	681.0
macro avg	0.927846	0.928003	0.927746	2077.0
micro avg	0.935566	0.935566	0.935566	2077.0
weighted avg	0.935561	0.935587	0.935566	2077.0

The result of Model Number:Dataset Number:Featuregroup Number:Rescale of 68 : 1 : 3 : 0

	f1-score	precision	recall	support
AFIB	0.881985	0.873113	0.891063	875.0
GSVT	0.889878	0.897801	0.882159	691.0
SB	0.941451	0.938562	0.944360	1553.0
SR	0.923220	0.931301	0.915281	907.0
macro avg	0.909133	0.910194	0.908216	4026.0
micro avg	0.915550	0.915550	0.915550	4026.0
weighted avg	0.915568	0.915706	0.915550	4026.0

The result of Model Number:Dataset Number:Featuregroup Number:Rescale of 68 : 1 : 3 : 1

	f1-score	precision	recall	support
AFIB	0.711176	0.718757	0.703870	204.0

GSVT 0.724255 0.720282 0.728352 300.0
SB 0.740973 0.739738 0.742217 892.0
SR 0.734796 0.735993 0.733613 681.0
macro avg 0.727800 0.728693 0.727013 2077.0
micro avg 0.733627 0.733627 0.733627 2077.0
weighted avg 0.733607 0.733639 0.733627 2077.0
The result of Model Number:Dataset Number:Featuregroup Number:Rescale of 68 : 1 : 4 :
0

f1-score precision recall support
AFIB 0.893681 0.910267 0.877911 204.0
GSVT 0.913332 0.908543 0.918191 300.0
SB 0.927914 0.924615 0.931241 892.0
SR 0.918360 0.920016 0.916751 681.0
macro avg 0.913322 0.915860 0.911023 2077.0
micro avg 0.919367 0.919367 0.919367 2077.0
weighted avg 0.919313 0.919376 0.919367 2077.0
The result of Model Number:Dataset Number:Featuregroup Number:Rescale of 68 : 1 : 4 :
1

f1-score precision recall support
AFIB 0.808590 0.798805 0.818654 875.0
GSVT 0.819536 0.827938 0.811366 691.0
SB 0.870430 0.867597 0.873288 1553.0
SR 0.851391 0.860139 0.842849 907.0
macro avg 0.837487 0.838620 0.836539 4026.0
micro avg 0.843928 0.843928 0.843928 4026.0
weighted avg 0.843966 0.844159 0.843928 4026.0
The result of Model Number:Dataset Number:Featuregroup Number:Rescale of 68 : 1 : 5 :
0

f1-score precision recall support
AFIB 0.763563 0.752721 0.774807 875.0
GSVT 0.791254 0.801348 0.781530 691.0
SB 0.840885 0.839651 0.842130 1553.0
SR 0.819936 0.826086 0.813879 907.0
macro avg 0.803909 0.804952 0.803087 4026.0
micro avg 0.810733 0.810733 0.810733 4026.0
weighted avg 0.810842 0.811128 0.810733 4026.0
The result of Model Number:Dataset Number:Featuregroup Number:Rescale of 68 : 1 : 5 :
1

f1-score precision recall support
AFIB 0.844611 0.865161 0.825222 204.0
GSVT 0.855228 0.843455 0.867449 300.0
SB 0.872497 0.863784 0.881394 892.0
SR 0.857263 0.868513 0.846326 681.0
macro avg 0.857400 0.860228 0.855098 2077.0

micro avg 0.862364 0.862364 0.862364 2077.0
weighted avg 0.862269 0.862533 0.862364 2077.0
The result of Model Number:Dataset Number:Featuregroup Number:Rescale of 68 : 1 : 6 :
0

	f1-score	precision	recall	support
AFIB	0.810035	0.803839	0.816435	875.0
GSVT	0.828673	0.833205	0.824240	691.0
SB	0.877498	0.876884	0.878120	1553.0
SR	0.854190	0.858334	0.850131	907.0
macro avg	0.842599	0.843065	0.842231	4026.0
micro avg	0.849160	0.849160	0.849160	4026.0
weighted avg	0.849205	0.849333	0.849160	4026.0

The result of Model Number:Dataset Number:Featuregroup Number:Rescale of 68 : 1 : 6 :
1

	f1-score	precision	recall	support
AFIB	0.680793	0.683339	0.678555	875.0
GSVT	0.696117	0.702833	0.689668	691.0
SB	0.740190	0.732427	0.748177	1553.0
SR	0.714558	0.720847	0.708624	907.0
macro avg	0.707914	0.709861	0.706256	4026.0
micro avg	0.714093	0.714093	0.714093	4026.0
weighted avg	0.713942	0.714070	0.714093	4026.0

The result of Model Number:Dataset Number:Featuregroup Number:Rescale of 68 : 1 : 7 :
0

	f1-score	precision	recall	support
AFIB	0.700898	0.732548	0.672099	204.0
GSVT	0.725276	0.717131	0.733741	300.0
SB	0.697689	0.667271	0.746537	892.0
SR	0.581271	0.586227	0.576496	681.0
macro avg	0.676283	0.675794	0.682218	2077.0
micro avg	0.681625	0.681625	0.681625	2077.0
weighted avg	0.663818	0.654312	0.681625	2077.0

The result of Model Number:Dataset Number:Featuregroup Number:Rescale of 68 : 1 : 7 :
1

	f1-score	precision	recall	support
AFIB	0.720696	0.729953	0.711708	875.0
GSVT	0.728669	0.722777	0.734776	691.0
SB	0.779468	0.777124	0.781828	1553.0
SR	0.760167	0.759847	0.760496	907.0
macro avg	0.747250	0.747425	0.747202	4026.0
micro avg	0.753707	0.753707	0.753707	4026.0
weighted avg	0.753628	0.753652	0.753707	4026.0

The result of Model Number:Dataset Number:Featuregroup Number:Rescale of 68 : 1 : 8 :
0

f1-score precision recall support
AFIB 0.866716 0.916021 0.823023 204.0
GSVT 0.915924 0.905837 0.926283 300.0
SB 0.929548 0.920299 0.939017 892.0
SR 0.918750 0.921891 0.915775 681.0
macro avg 0.907735 0.916012 0.901025 2077.0
micro avg 0.918165 0.918165 0.918165 2077.0
weighted avg 0.917869 0.918312 0.918165 2077.0
The result of Model Number:Dataset Number:Featuregroup Number:Rescale of 68 : 1 : 8 :
1

f1-score precision recall support
AFIB 0.661291 0.660009 0.662664 875.0
GSVT 0.673708 0.661921 0.685988 691.0
SB 0.721732 0.711492 0.732279 1553.0
SR 0.683671 0.714148 0.655718 907.0
macro avg 0.685101 0.686893 0.684162 4026.0
micro avg 0.691956 0.691956 0.691956 4026.0
weighted avg 0.691779 0.692393 0.691956 4026.0
The result of Model Number:Dataset Number:Featuregroup Number:Rescale of 68 : 1 : 9 :
0

f1-score precision recall support
AFIB 0.829320 0.869136 0.793158 204.0
GSVT 0.865393 0.858044 0.872892 300.0
SB 0.878992 0.872591 0.885494 892.0
SR 0.869746 0.870149 0.869369 681.0
macro avg 0.860863 0.867480 0.855228 2077.0
micro avg 0.869318 0.869318 0.869318 2077.0
weighted avg 0.869118 0.869350 0.869318 2077.0
The result of Model Number:Dataset Number:Featuregroup Number:Rescale of 68 : 1 : 9 :
1

f1-score precision recall support
AFIB 0.629175 0.686158 0.581980 204.0
GSVT 0.730273 0.721928 0.739038 300.0
SB 0.774411 0.772429 0.776408 892.0
SR 0.755451 0.745221 0.765987 681.0
macro avg 0.722328 0.731434 0.715853 2077.0
micro avg 0.748497 0.748497 0.748497 2077.0
weighted avg 0.747554 0.747740 0.748497 2077.0
The result of Model Number:Dataset Number:Featuregroup Number:Rescale of 68 : 1 :
10 : 0

f1-score precision recall support
AFIB 0.628021 0.624067 0.707423 204.0
GSVT 0.765569 0.761631 0.769676 300.0
SB 0.787366 0.783620 0.791158 892.0

SR 0.617600 0.619635 0.615951 681.0
macro avg 0.699639 0.697238 0.721052 2077.0
micro avg 0.722384 0.722384 0.722384 2077.0
weighted avg 0.712905 0.711006 0.722384 2077.0
The result of Model Number:Dataset Number:Featuregroup Number:Rescale of 68 : 1 :
10 : 1

f1-score precision recall support
AFIB 0.898648 0.918480 0.879721 204.0
GSVT 0.918288 0.903060 0.934148 300.0
SB 0.935933 0.928612 0.943380 892.0
SR 0.913219 0.924211 0.902488 681.0
macro avg 0.916522 0.918591 0.914934 2077.0
micro avg 0.922387 0.922387 0.922387 2077.0
weighted avg 0.922275 0.922483 0.922387 2077.0

The result of Model Number:Dataset Number:Featuregroup Number:Rescale of 69 : 0 : 0 :
0

f1-score precision recall support
AFIB 0.685397 0.699206 0.672563 204.0
GSVT 0.707390 0.701708 0.713300 300.0
SB 0.722704 0.721976 0.723433 892.0
SR 0.716116 0.715705 0.716536 681.0
macro avg 0.707902 0.709649 0.706458 2077.0
micro avg 0.714712 0.714712 0.714712 2077.0
weighted avg 0.714668 0.714756 0.714712 2077.0

The result of Model Number:Dataset Number:Featuregroup Number:Rescale of 69 : 0 : 0 :
1

f1-score precision recall support
AFIB 0.662609 0.663201 0.662088 875.0
GSVT 0.674747 0.676517 0.673099 691.0
SB 0.716253 0.711484 0.721093 1553.0
SR 0.702297 0.708709 0.696026 907.0
macro avg 0.688977 0.689978 0.688076 4026.0
micro avg 0.694384 0.694384 0.694384 4026.0
weighted avg 0.694326 0.694363 0.694384 4026.0

The result of Model Number:Dataset Number:Featuregroup Number:Rescale of 69 : 0 : 1 :
0

f1-score precision recall support
AFIB 0.687453 0.693638 0.681592 875.0
GSVT 0.701456 0.687233 0.716446 691.0
SB 0.743899 0.735623 0.752453 1553.0
SR 0.714380 0.735616 0.694505 907.0
macro avg 0.711797 0.713028 0.711249 4026.0
micro avg 0.717817 0.717817 0.717817 4026.0
weighted avg 0.717696 0.718191 0.717817 4026.0

The result of Model Number:Dataset Number:Featuregroup Number:Rescale of 69 : 0 : 1 : 1

	f1-score	precision	recall	support
AFIB	0.721085	0.670555	0.846778	875.0
GSVT	0.618424	0.577385	0.699499	691.0
SB	0.738976	0.732742	0.745335	1553.0
SR	0.712266	0.729531	0.696048	907.0
macro avg	0.697688	0.677553	0.746915	4026.0
micro avg	0.748412	0.748412	0.748412	4026.0
weighted avg	0.708380	0.691838	0.748412	4026.0

The result of Model Number:Dataset Number:Featuregroup Number:Rescale of 69 : 0 : 2 : 0

	f1-score	precision	recall	support
AFIB	0.826963	0.829808	0.824242	875.0
GSVT	0.842663	0.825851	0.860326	691.0
SB	0.892026	0.887202	0.896908	1553.0
SR	0.857524	0.877462	0.838523	907.0
macro avg	0.854794	0.855081	0.854999	4026.0
micro avg	0.861683	0.861683	0.861683	4026.0
weighted avg	0.861640	0.862004	0.861683	4026.0

The result of Model Number:Dataset Number:Featuregroup Number:Rescale of 69 : 0 : 2 : 1

	f1-score	precision	recall	support
AFIB	0.707414	0.729281	0.687437	204.0
GSVT	0.660362	0.674718	0.647091	300.0
SB	0.696515	0.665602	0.730473	892.0
SR	0.627135	0.659361	0.598001	681.0
macro avg	0.672857	0.682241	0.665751	2077.0
micro avg	0.670768	0.670768	0.670768	2077.0
weighted avg	0.669615	0.671127	0.670768	2077.0

The result of Model Number:Dataset Number:Featuregroup Number:Rescale of 69 : 0 : 3 : 0

	f1-score	precision	recall	support
AFIB	0.761500	0.772279	0.751641	204.0
GSVT	0.777309	0.762998	0.792311	300.0
SB	0.793877	0.785099	0.802866	892.0
SR	0.777193	0.793022	0.762030	681.0
macro avg	0.777470	0.778350	0.777212	2077.0
micro avg	0.782921	0.782921	0.782921	2077.0
weighted avg	0.782834	0.783246	0.782921	2077.0

The result of Model Number:Dataset Number:Featuregroup Number:Rescale of 69 : 0 : 3 : 1

	f1-score	precision	recall	support
AFIB	0.834332	0.844684	0.824510	204.0

GSVT 0.849292 0.843489 0.855264 300.0
SB 0.869404 0.868046 0.870767 892.0
SR 0.863159 0.864559 0.861771 681.0
macro avg 0.854047 0.855195 0.853078 2077.0
micro avg 0.861035 0.861035 0.861035 2077.0
weighted avg 0.861007 0.861061 0.861035 2077.0
The result of Model Number:Dataset Number:Featuregroup Number:Rescale of 69 : 0 : 4 :
0

f1-score precision recall support

AFIB 0.845848 0.846992 0.844869 875.0
GSVT 0.859022 0.858581 0.859497 691.0
SB 0.897160 0.893950 0.900396 1553.0
SR 0.875676 0.880584 0.870878 907.0
macro avg 0.869427 0.870027 0.868910 4026.0
micro avg 0.874658 0.874658 0.874658 4026.0
weighted avg 0.874622 0.874663 0.874658 4026.0

The result of Model Number:Dataset Number:Featuregroup Number:Rescale of 69 : 0 : 4 :
1

f1-score precision recall support

AFIB 0.681408 0.696936 0.666665 875.0
GSVT 0.725105 0.726538 0.723920 691.0
SB 0.793313 0.788971 0.797706 1553.0
SR 0.749800 0.740705 0.759226 907.0
macro avg 0.737406 0.738288 0.736879 4026.0
micro avg 0.747893 0.747893 0.747893 4026.0
weighted avg 0.747482 0.747379 0.747893 4026.0

The result of Model Number:Dataset Number:Featuregroup Number:Rescale of 69 : 0 : 5 :
0

f1-score precision recall support

AFIB 0.752451 0.839217 0.682045 204.0
GSVT 0.887217 0.871774 0.903405 300.0
SB 0.947273 0.943075 0.951520 892.0
SR 0.925291 0.912639 0.938326 681.0
macro avg 0.878058 0.891676 0.868824 2077.0
micro avg 0.913777 0.913777 0.913777 2077.0
weighted avg 0.912256 0.912596 0.913777 2077.0

The result of Model Number:Dataset Number:Featuregroup Number:Rescale of 69 : 0 : 5 :
1

f1-score precision recall support

AFIB 0.804091 0.801618 0.806630 875.0
GSVT 0.783593 0.787436 0.779913 691.0
SB 0.823776 0.789591 0.861064 1553.0
SR 0.708928 0.773480 0.654376 907.0
macro avg 0.780097 0.788031 0.775496 4026.0

micro avg 0.788741 0.788741 0.788741 4026.0
weighted avg 0.786728 0.788206 0.788741 4026.0
The result of Model Number:Dataset Number:Featuregroup Number:Rescale of 69 : 0 : 6 :
0

	f1-score	precision	recall	support
AFIB	0.808591	0.810705	0.806645	204.0
GSVT	0.826834	0.823633	0.830129	300.0
SB	0.845378	0.844250	0.846513	892.0
SR	0.838607	0.840963	0.836267	681.0
macro avg	0.829852	0.829888	0.829889	2077.0
micro avg	0.836872	0.836872	0.836872	2077.0
weighted avg	0.836866	0.836900	0.836872	2077.0

The result of Model Number:Dataset Number:Featuregroup Number:Rescale of 69 : 0 : 6 :
1

	f1-score	precision	recall	support
AFIB	0.907540	0.942099	0.875625	204.0
GSVT	0.936454	0.927016	0.946128	300.0
SB	0.955198	0.950443	0.960014	892.0
SR	0.943660	0.944254	0.943098	681.0
macro avg	0.935713	0.940953	0.931216	2077.0
micro avg	0.944173	0.944173	0.944173	2077.0
weighted avg	0.944027	0.944210	0.944173	2077.0

The result of Model Number:Dataset Number:Featuregroup Number:Rescale of 69 : 0 : 7 :
0

	f1-score	precision	recall	support
AFIB	0.878476	0.883734	0.873325	204.0
GSVT	0.901877	0.899197	0.904581	300.0
SB	0.915688	0.914566	0.916816	892.0
SR	0.909013	0.910085	0.907950	681.0
macro avg	0.901263	0.901895	0.900668	2077.0
micro avg	0.907870	0.907870	0.907870	2077.0
weighted avg	0.907850	0.907849	0.907870	2077.0

The result of Model Number:Dataset Number:Featuregroup Number:Rescale of 69 : 0 : 7 :
1

	f1-score	precision	recall	support
AFIB	0.696724	0.687074	0.706678	875.0
GSVT	0.712177	0.717941	0.706509	691.0
SB	0.755968	0.753795	0.758157	1553.0
SR	0.737577	0.747177	0.728228	907.0
macro avg	0.725612	0.726497	0.724893	4026.0
micro avg	0.731362	0.731362	0.731362	4026.0
weighted avg	0.731433	0.731650	0.731362	4026.0

The result of Model Number:Dataset Number:Featuregroup Number:Rescale of 69 : 0 : 8 :
0

f1-score precision recall support
AFIB 0.686094 0.716204 0.658586 204.0
GSVT 0.638709 0.643307 0.634438 300.0
SB 0.662391 0.629128 0.699371 892.0
SR 0.587645 0.626444 0.553496 681.0
macro avg 0.643710 0.653771 0.636473 2077.0
micro avg 0.638157 0.638157 0.638157 2077.0
weighted avg 0.636791 0.638849 0.638157 2077.0
The result of Model Number:Dataset Number:Featuregroup Number:Rescale of 69 : 0 : 8 :
1

f1-score precision recall support
AFIB 0.876703 0.869953 0.883626 875.0
GSVT 0.888085 0.892209 0.884194 691.0
SB 0.951707 0.946644 0.956845 1553.0
SR 0.923667 0.936653 0.911138 907.0
macro avg 0.910041 0.911365 0.908951 4026.0
micro avg 0.918165 0.918165 0.918165 4026.0
weighted avg 0.918169 0.918383 0.918165 4026.0
The result of Model Number:Dataset Number:Featuregroup Number:Rescale of 69 : 0 : 9 :
0

f1-score precision recall support
AFIB 0.812931 0.814387 0.811506 875.0
GSVT 0.778436 0.782525 0.774411 691.0
SB 0.823397 0.778102 0.874298 1553.0
SR 0.683835 0.769706 0.615261 907.0
macro avg 0.774650 0.786180 0.768869 4026.0
micro avg 0.785150 0.785150 0.785150 4026.0
weighted avg 0.781964 0.784856 0.785150 4026.0
The result of Model Number:Dataset Number:Featuregroup Number:Rescale of 69 : 0 : 9 :
1

f1-score precision recall support
AFIB 0.577604 0.639995 0.526403 204.0
GSVT 0.669567 0.658677 0.680928 300.0
SB 0.714052 0.710801 0.717333 892.0
SR 0.696798 0.687931 0.705907 681.0
macro avg 0.664505 0.674351 0.657643 2077.0
micro avg 0.689576 0.689576 0.689576 2077.0
weighted avg 0.688568 0.688819 0.689576 2077.0
The result of Model Number:Dataset Number:Featuregroup Number:Rescale of 69 : 0 :
10 : 0

f1-score precision recall support
AFIB 0.783772 0.797874 0.770391 204.0
GSVT 0.801454 0.790185 0.813182 300.0
SB 0.813786 0.804171 0.823637 892.0

SR 0.797419 0.811616 0.783719 681.0
macro avg 0.799108 0.800961 0.797732 2077.0
micro avg 0.803809 0.803809 0.803809 2077.0
weighted avg 0.803690 0.803973 0.803809 2077.0
The result of Model Number:Dataset Number:Featuregroup Number:Rescale of 69 : 0 :
10 : 1

f1-score precision recall support
AFIB 0.778079 0.793069 0.764013 204.0
GSVT 0.792690 0.779810 0.806146 300.0
SB 0.805924 0.796312 0.815772 892.0
SR 0.790931 0.805760 0.776652 681.0
macro avg 0.791906 0.793738 0.790646 2077.0
micro avg 0.796472 0.796472 0.796472 2077.0
weighted avg 0.796362 0.796708 0.796472 2077.0
The result of Model Number:Dataset Number:Featuregroup Number:Rescale of 69 : 1 : 0 :
0

f1-score precision recall support
AFIB 0.837601 0.815597 0.890037 875.0
GSVT 0.805764 0.762666 0.918554 691.0
SB 0.763503 0.758678 0.768413 1553.0
SR 0.741623 0.754400 0.729477 907.0
macro avg 0.787123 0.772835 0.826620 4026.0
micro avg 0.811844 0.811844 0.811844 4026.0
weighted avg 0.781931 0.770769 0.811844 4026.0
The result of Model Number:Dataset Number:Featuregroup Number:Rescale of 69 : 1 : 0 :
1

f1-score precision recall support
AFIB 0.671323 0.664855 0.678021 875.0
GSVT 0.688911 0.690882 0.687024 691.0
SB 0.732431 0.730747 0.734129 1553.0
SR 0.711828 0.720203 0.703660 907.0
macro avg 0.701123 0.701672 0.700708 4026.0
micro avg 0.706985 0.706985 0.706985 4026.0
weighted avg 0.707039 0.707209 0.706985 4026.0
The result of Model Number:Dataset Number:Featuregroup Number:Rescale of 69 : 1 : 1 :
0

f1-score precision recall support
AFIB 0.780988 0.777077 0.785196 875.0
GSVT 0.798634 0.799714 0.797717 691.0
SB 0.850436 0.847635 0.853278 1553.0
SR 0.825460 0.834028 0.817165 907.0
macro avg 0.813880 0.814614 0.813339 4026.0
micro avg 0.820809 0.820809 0.820809 4026.0
weighted avg 0.820825 0.821010 0.820809 4026.0

The result of Model Number:Dataset Number:Featuregroup Number:Rescale of 69 : 1 : 1 :
1

	f1-score	precision	recall	support
AFIB	0.839920	0.847545	0.832861	204.0
GSVT	0.867679	0.862436	0.873215	300.0
SB	0.885832	0.884645	0.887024	892.0
SR	0.877636	0.879456	0.875830	681.0
macro avg	0.867767	0.868520	0.867232	2077.0
micro avg	0.876039	0.876039	0.876039	2077.0
weighted avg	0.876013	0.876092	0.876039	2077.0

The result of Model Number:Dataset Number:Featuregroup Number:Rescale of 69 : 1 : 2 :
0

	f1-score	precision	recall	support
AFIB	0.832999	0.823281	0.845122	875.0
GSVT	0.857106	0.846717	0.868444	691.0
SB	0.870025	0.836442	0.919285	1553.0
SR	0.690845	0.727286	0.657923	907.0
macro avg	0.812744	0.808431	0.822693	4026.0
micro avg	0.835559	0.835559	0.835559	4026.0
weighted avg	0.819394	0.810754	0.835559	4026.0

The result of Model Number:Dataset Number:Featuregroup Number:Rescale of 69 : 1 : 2 :
1

	f1-score	precision	recall	support
AFIB	0.687096	0.685638	0.688592	875.0
GSVT	0.697830	0.694485	0.701266	691.0
SB	0.734464	0.725696	0.743448	1553.0
SR	0.700332	0.720173	0.681569	907.0
macro avg	0.704930	0.706498	0.703719	4026.0
micro avg	0.710346	0.710346	0.710346	4026.0
weighted avg	0.710192	0.710389	0.710346	4026.0

The result of Model Number:Dataset Number:Featuregroup Number:Rescale of 69 : 1 : 3 :
0

	f1-score	precision	recall	support
AFIB	0.663998	0.648909	0.679852	875.0
GSVT	0.686754	0.697891	0.676023	691.0
SB	0.732691	0.732696	0.732692	1553.0
SR	0.713939	0.722072	0.705988	907.0
macro avg	0.699345	0.700392	0.698639	4026.0
micro avg	0.705465	0.705465	0.705465	4026.0
weighted avg	0.705653	0.706119	0.705465	4026.0

The result of Model Number:Dataset Number:Featuregroup Number:Rescale of 69 : 1 : 3 :
1

	f1-score	precision	recall	support
AFIB	0.737269	0.730749	0.743938	875.0

GSVT 0.670306 0.649140 0.745729 691.0
SB 0.604317 0.580228 0.641988 1553.0
SR 0.622836 0.629281 0.616563 907.0
macro avg 0.658682 0.647350 0.687054 4026.0
micro avg 0.676223 0.676223 0.676223 4026.0
weighted avg 0.648711 0.635820 0.676223 4026.0
The result of Model Number:Dataset Number:Featuregroup Number:Rescale of 69 : 1 : 4 :
0

f1-score precision recall support
AFIB 0.888564 0.877812 0.899624 875.0
GSVT 0.900592 0.909826 0.891614 691.0
SB 0.956520 0.953408 0.959661 1553.0
SR 0.935599 0.945212 0.926211 907.0
macro avg 0.920319 0.921564 0.919277 4026.0
micro avg 0.927398 0.927398 0.927398 4026.0
weighted avg 0.927438 0.927651 0.927398 4026.0
The result of Model Number:Dataset Number:Featuregroup Number:Rescale of 69 : 1 : 4 :
1

f1-score precision recall support
AFIB 0.766000 0.854329 0.694326 204.0
GSVT 0.903193 0.887472 0.919672 300.0
SB 0.964331 0.960056 0.968653 892.0
SR 0.941952 0.929073 0.955222 681.0
macro avg 0.893869 0.907732 0.884468 2077.0
micro avg 0.930231 0.930231 0.930231 2077.0
weighted avg 0.928683 0.929029 0.930231 2077.0
The result of Model Number:Dataset Number:Featuregroup Number:Rescale of 69 : 1 : 5 :
0

f1-score precision recall support
AFIB 0.677481 0.672299 0.682833 875.0
GSVT 0.693069 0.696859 0.689361 691.0
SB 0.733904 0.733390 0.734424 1553.0
SR 0.714410 0.717875 0.711015 907.0
macro avg 0.704716 0.705106 0.704408 4026.0
micro avg 0.710203 0.710203 0.710203 4026.0
weighted avg 0.710241 0.710347 0.710203 4026.0
The result of Model Number:Dataset Number:Featuregroup Number:Rescale of 69 : 1 : 5 :
1

f1-score precision recall support
AFIB 0.877191 0.899403 0.856131 204.0
GSVT 0.896242 0.886495 0.906353 300.0
SB 0.921485 0.916886 0.926133 892.0
SR 0.907202 0.911273 0.903205 681.0
macro avg 0.900530 0.903514 0.897955 2077.0

micro avg 0.908883 0.908883 0.908883 2077.0
weighted avg 0.908805 0.908939 0.908883 2077.0
The result of Model Number:Dataset Number:Featuregroup Number:Rescale of 69 : 1 : 6 :
0

	f1-score	precision	recall	support
AFIB	0.709597	0.726308	0.693698	875.0
GSVT	0.748020	0.749909	0.746190	691.0
SB	0.813485	0.810113	0.816889	1553.0
SR	0.774036	0.761846	0.786660	907.0
macro avg	0.761285	0.762044	0.760859	4026.0
micro avg	0.771170	0.771170	0.771170	4026.0
weighted avg	0.770783	0.770692	0.771170	4026.0

The result of Model Number:Dataset Number:Featuregroup Number:Rescale of 69 : 1 : 6 :
1

	f1-score	precision	recall	support
AFIB	0.884673	0.873967	0.895684	875.0
GSVT	0.896648	0.905841	0.887709	691.0
SB	0.952331	0.949232	0.955458	1553.0
SR	0.931501	0.941073	0.922155	907.0
macro avg	0.916288	0.917528	0.915251	4026.0
micro avg	0.923336	0.923336	0.923336	4026.0
weighted avg	0.923377	0.923589	0.923336	4026.0

The result of Model Number:Dataset Number:Featuregroup Number:Rescale of 69 : 1 : 7 :
0

	f1-score	precision	recall	support
AFIB	0.651543	0.643362	0.660123	875.0
GSVT	0.604502	0.622805	0.589266	691.0
SB	0.650843	0.602824	0.708895	1553.0
SR	0.506051	0.619368	0.431520	907.0
macro avg	0.603235	0.622090	0.597451	4026.0
micro avg	0.615274	0.615274	0.615274	4026.0
weighted avg	0.610422	0.618791	0.615274	4026.0

The result of Model Number:Dataset Number:Featuregroup Number:Rescale of 69 : 1 : 7 :
1

	f1-score	precision	recall	support
AFIB	0.723160	0.728221	0.718194	204.0
GSVT	0.739985	0.736337	0.743681	300.0
SB	0.754692	0.753436	0.755961	892.0
SR	0.747181	0.748955	0.745424	681.0
macro avg	0.741254	0.741737	0.740815	2077.0
micro avg	0.747023	0.747023	0.747023	2077.0
weighted avg	0.747008	0.747020	0.747023	2077.0

The result of Model Number:Dataset Number:Featuregroup Number:Rescale of 69 : 1 : 8 :
0

f1-score precision recall support
AFIB 0.845555 0.856515 0.835095 204.0
GSVT 0.878272 0.877704 0.878867 300.0
SB 0.896778 0.894885 0.898686 892.0
SR 0.887759 0.887254 0.888283 681.0
macro avg 0.877091 0.879090 0.875233 2077.0
micro avg 0.886167 0.886167 0.886167 2077.0
weighted avg 0.886117 0.886133 0.886167 2077.0
The result of Model Number:Dataset Number:Featuregroup Number:Rescale of 69 : 1 : 8 :
1

f1-score precision recall support
AFIB 0.738520 0.813030 0.676952 204.0
GSVT 0.870930 0.858909 0.883432 300.0
SB 0.924759 0.921674 0.927869 892.0
SR 0.901077 0.888611 0.913910 681.0
macro avg 0.858822 0.870556 0.850541 2077.0
micro avg 0.892229 0.892229 0.892229 2077.0
weighted avg 0.890927 0.891097 0.892229 2077.0
The result of Model Number:Dataset Number:Featuregroup Number:Rescale of 69 : 1 : 9 :
0

f1-score precision recall support
AFIB 0.764270 0.752035 0.859959 204.0
GSVT 0.894759 0.884376 0.905714 300.0
SB 0.924719 0.921227 0.928243 892.0
SR 0.725551 0.729302 0.721961 681.0
macro avg 0.827325 0.821735 0.853969 2077.0
micro avg 0.850647 0.850647 0.850647 2077.0
weighted avg 0.839330 0.836359 0.850647 2077.0
The result of Model Number:Dataset Number:Featuregroup Number:Rescale of 69 : 1 : 9 :
1

f1-score precision recall support
AFIB 0.872782 0.879681 0.866018 875.0
GSVT 0.894743 0.892852 0.896676 691.0
SB 0.953823 0.945392 0.962417 1553.0
SR 0.928431 0.937537 0.919523 907.0
macro avg 0.912445 0.913865 0.911159 4026.0
micro avg 0.920519 0.920519 0.920519 4026.0
weighted avg 0.920349 0.920323 0.920519 4026.0
The result of Model Number:Dataset Number:Featuregroup Number:Rescale of 69 : 1 :
10 : 0

f1-score precision recall support
AFIB 0.731072 0.769564 0.696442 204.0
GSVT 0.767782 0.761058 0.774662 300.0
SB 0.787705 0.782842 0.792643 892.0

SR 0.776958 0.775382 0.778559 681.0
macro avg 0.765879 0.772212 0.760576 2077.0
micro avg 0.775979 0.775979 0.775979 2077.0
weighted avg 0.775741 0.775946 0.775979 2077.0
The result of Model Number:Dataset Number:Featuregroup Number:Rescale of 69 : 1 :
10 : 1

f1-score precision recall support
AFIB 0.800653 0.852821 0.754855 204.0
GSVT 0.835728 0.815186 0.857446 300.0
SB 0.860238 0.849188 0.871610 892.0
SR 0.837894 0.847899 0.828178 681.0
macro avg 0.833628 0.841273 0.828022 2077.0
micro avg 0.843856 0.843856 0.843856 2077.0
weighted avg 0.843520 0.844211 0.843856 2077.0

The result of Model Number:Dataset Number:Featuregroup Number:Rescale of 70 : 0 : 0 :
0

f1-score precision recall support
AFIB 0.758929 0.765758 0.752459 875.0
GSVT 0.774389 0.758687 0.790937 691.0
SB 0.821244 0.812108 0.830687 1553.0
SR 0.788656 0.812099 0.766714 907.0
macro avg 0.785804 0.787163 0.785199 4026.0
micro avg 0.792450 0.792450 0.792450 4026.0
weighted avg 0.792317 0.792863 0.792450 4026.0

The result of Model Number:Dataset Number:Featuregroup Number:Rescale of 70 : 0 : 0 :
1

f1-score precision recall support
AFIB 0.751721 0.774688 0.730162 875.0
GSVT 0.797738 0.795036 0.800528 691.0
SB 0.871724 0.868222 0.875258 1553.0
SR 0.825620 0.811299 0.840536 907.0
macro avg 0.811701 0.812311 0.811621 4026.0
micro avg 0.823075 0.823075 0.823075 4026.0
weighted avg 0.822558 0.822508 0.823075 4026.0

The result of Model Number:Dataset Number:Featuregroup Number:Rescale of 70 : 0 : 1 :
0

f1-score precision recall support
AFIB 0.798281 0.812971 0.784519 204.0
GSVT 0.827733 0.820801 0.834927 300.0
SB 0.843276 0.841863 0.844694 892.0
SR 0.835830 0.836573 0.835094 681.0
macro avg 0.826280 0.828052 0.824808 2077.0
micro avg 0.834225 0.834225 0.834225 2077.0
weighted avg 0.834170 0.834248 0.834225 2077.0

The result of Model Number:Dataset Number:Featuregroup Number:Rescale of 70 : 0 : 1 : 1

	f1-score	precision	recall	support
AFIB	0.875414	0.892895	0.858737	204.0
GSVT	0.885245	0.874184	0.896723	300.0
SB	0.902146	0.893520	0.910941	892.0
SR	0.885763	0.897382	0.874464	681.0
macro avg	0.887142	0.889495	0.885216	2077.0
micro avg	0.891800	0.891800	0.891800	2077.0
weighted avg	0.891707	0.891932	0.891800	2077.0

The result of Model Number:Dataset Number:Featuregroup Number:Rescale of 70 : 0 : 2 : 0

	f1-score	precision	recall	support
AFIB	0.621063	0.636551	0.606356	875.0
GSVT	0.660702	0.663235	0.658219	691.0
SB	0.715485	0.712021	0.718985	1553.0
SR	0.677961	0.666661	0.689695	907.0
macro avg	0.668803	0.669617	0.668314	4026.0
micro avg	0.677478	0.677478	0.677478	4026.0
weighted avg	0.677107	0.677026	0.677478	4026.0

The result of Model Number:Dataset Number:Featuregroup Number:Rescale of 70 : 0 : 2 : 1

	f1-score	precision	recall	support
AFIB	0.654270	0.653002	0.655628	875.0
GSVT	0.666556	0.654894	0.678705	691.0
SB	0.714070	0.703938	0.724505	1553.0
SR	0.676413	0.706566	0.648756	907.0
macro avg	0.677827	0.679600	0.676899	4026.0
micro avg	0.684610	0.684610	0.684610	4026.0
weighted avg	0.684435	0.685042	0.684610	4026.0

The result of Model Number:Dataset Number:Featuregroup Number:Rescale of 70 : 0 : 3 : 0

	f1-score	precision	recall	support
AFIB	0.666139	0.672133	0.660460	875.0
GSVT	0.679708	0.665926	0.694233	691.0
SB	0.720835	0.712816	0.729123	1553.0
SR	0.692231	0.712808	0.672972	907.0
macro avg	0.689728	0.690921	0.689197	4026.0
micro avg	0.695562	0.695562	0.695562	4026.0
weighted avg	0.695445	0.695924	0.695562	4026.0

The result of Model Number:Dataset Number:Featuregroup Number:Rescale of 70 : 0 : 3 : 1

	f1-score	precision	recall	support
AFIB	0.705263	0.753418	0.663195	204.0

GSVT 0.745533 0.730341 0.761436 300.0
SB 0.764025 0.757327 0.770871 892.0
SR 0.745179 0.747661 0.742780 681.0
macro avg 0.740000 0.747187 0.734571 2077.0
micro avg 0.749722 0.749722 0.749722 2077.0
weighted avg 0.749403 0.749876 0.749722 2077.0
The result of Model Number:Dataset Number:Featuregroup Number:Rescale of 70 : 0 : 4 :
0

f1-score precision recall support
AFIB 0.728992 0.719701 0.738550 875.0
GSVT 0.696054 0.700844 0.691348 691.0
SB 0.736997 0.694408 0.785167 1553.0
SR 0.601046 0.695394 0.529275 907.0
macro avg 0.690772 0.702587 0.686085 4026.0
micro avg 0.701284 0.701284 0.701284 4026.0
weighted avg 0.697602 0.701232 0.701284 4026.0
The result of Model Number:Dataset Number:Featuregroup Number:Rescale of 70 : 0 : 4 :
1

f1-score precision recall support
AFIB 0.713558 0.722320 0.705118 204.0
GSVT 0.727931 0.724821 0.731083 300.0
SB 0.736742 0.734531 0.738970 892.0
SR 0.730541 0.732280 0.728834 681.0
macro avg 0.727193 0.728488 0.726001 2077.0
micro avg 0.731183 0.731183 0.731183 2077.0
weighted avg 0.731159 0.731191 0.731183 2077.0
The result of Model Number:Dataset Number:Featuregroup Number:Rescale of 70 : 0 : 5 :
0

f1-score precision recall support
AFIB 0.878077 0.882690 0.873564 875.0
GSVT 0.892895 0.894552 0.891357 691.0
SB 0.945698 0.938982 0.952516 1553.0
SR 0.927566 0.933281 0.921942 907.0
macro avg 0.911059 0.912376 0.909845 4026.0
micro avg 0.917972 0.917972 0.917972 4026.0
weighted avg 0.917854 0.917838 0.917972 4026.0
The result of Model Number:Dataset Number:Featuregroup Number:Rescale of 70 : 0 : 5 :
1

f1-score precision recall support
AFIB 0.138349 0.139802 0.136926 175.0
GSVT 0.138572 0.137100 0.140076 138.2
SB 0.145941 0.145381 0.146505 310.6
SR 0.142563 0.143278 0.141856 181.4
macro avg 0.141356 0.141390 0.141341 805.2

micro avg 0.142272 0.142272 0.142272 805.2
weighted avg 0.142265 0.142273 0.142272 805.2
The result of Model Number:Dataset Number:Featuregroup Number:Rescale of 70 : 0 : 6 :
0

	f1-score	precision	recall	support
AFIB	0.886528	0.895163	0.878273	204.0
GSVT	0.907029	0.902864	0.911263	300.0
SB	0.919563	0.916399	0.922756	892.0
SR	0.911797	0.915335	0.908330	681.0
macro avg	0.906229	0.907440	0.905156	2077.0
micro avg	0.911997	0.911997	0.911997	2077.0
weighted avg	0.911962	0.912010	0.911997	2077.0

The result of Model Number:Dataset Number:Featuregroup Number:Rescale of 70 : 0 : 6 :
1

	f1-score	precision	recall	support
AFIB	0.770456	0.778657	0.762853	204.0
GSVT	0.793099	0.787814	0.798686	300.0
SB	0.809858	0.809134	0.810584	892.0
SR	0.803030	0.804101	0.801966	681.0
macro avg	0.794111	0.794927	0.793523	2077.0
micro avg	0.801352	0.801352	0.801352	2077.0
weighted avg	0.801329	0.801411	0.801352	2077.0

The result of Model Number:Dataset Number:Featuregroup Number:Rescale of 70 : 0 : 7 :
0

	f1-score	precision	recall	support
AFIB	0.675259	0.675356	0.675251	875.0
GSVT	0.687052	0.681357	0.692895	691.0
SB	0.719335	0.713112	0.725678	1553.0
SR	0.695631	0.711345	0.680620	907.0
macro avg	0.694319	0.695293	0.693611	4026.0
micro avg	0.698941	0.698941	0.698941	4026.0
weighted avg	0.698875	0.699058	0.698941	4026.0

The result of Model Number:Dataset Number:Featuregroup Number:Rescale of 70 : 0 : 7 :
1

	f1-score	precision	recall	support
AFIB	0.741685	0.748358	0.735362	875.0
GSVT	0.756793	0.741448	0.772965	691.0
SB	0.802584	0.793655	0.811812	1553.0
SR	0.770736	0.793647	0.749293	907.0
macro avg	0.767949	0.769277	0.767358	4026.0
micro avg	0.774444	0.774444	0.774444	4026.0
weighted avg	0.774314	0.774848	0.774444	4026.0

The result of Model Number:Dataset Number:Featuregroup Number:Rescale of 70 : 0 : 8 :
0

f1-score precision recall support
AFIB 0.864623 0.881190 0.848887 204.0
GSVT 0.892117 0.887522 0.896843 300.0
SB 0.914180 0.912757 0.915615 892.0
SR 0.905172 0.904273 0.906102 681.0
macro avg 0.894023 0.896435 0.891862 2077.0
micro avg 0.903231 0.903231 0.903231 2077.0
weighted avg 0.903172 0.903230 0.903231 2077.0
The result of Model Number:Dataset Number:Featuregroup Number:Rescale of 70 : 0 : 8 :
1

f1-score precision recall support
AFIB 0.751892 0.792793 0.715196 204.0
GSVT 0.789348 0.777410 0.801691 300.0
SB 0.808106 0.802849 0.813444 892.0
SR 0.798136 0.798855 0.797437 681.0
macro avg 0.786871 0.792977 0.781942 2077.0
micro avg 0.796848 0.796848 0.796848 2077.0
weighted avg 0.796606 0.796878 0.796848 2077.0
The result of Model Number:Dataset Number:Featuregroup Number:Rescale of 70 : 0 : 9 :
0

f1-score precision recall support
AFIB 0.751715 0.747506 0.756007 875.0
GSVT 0.757836 0.762307 0.753464 691.0
SB 0.798318 0.795819 0.800835 1553.0
SR 0.782514 0.787690 0.777422 907.0
macro avg 0.772595 0.773331 0.771932 4026.0
micro avg 0.777687 0.777687 0.777687 4026.0
weighted avg 0.777681 0.777736 0.777687 4026.0
The result of Model Number:Dataset Number:Featuregroup Number:Rescale of 70 : 0 : 9 :
1

f1-score precision recall support
AFIB 0.844998 0.862795 0.828054 204.0
GSVT 0.871270 0.863310 0.879398 300.0
SB 0.885500 0.883526 0.887485 892.0
SR 0.874976 0.875891 0.874073 681.0
macro avg 0.869186 0.871381 0.867253 2077.0
micro avg 0.876083 0.876083 0.876083 2077.0
weighted avg 0.876016 0.876067 0.876083 2077.0
The result of Model Number:Dataset Number:Featuregroup Number:Rescale of 70 : 0 :
10 : 0

f1-score precision recall support
AFIB 0.665801 0.695392 0.638718 204.0
GSVT 0.693546 0.688102 0.699093 300.0
SB 0.704140 0.698708 0.709664 892.0

SR 0.696350 0.697500 0.695229 681.0
macro avg 0.689959 0.694926 0.685676 2077.0
micro avg 0.696436 0.696436 0.696436 2077.0
weighted avg 0.696290 0.696454 0.696436 2077.0
The result of Model Number:Dataset Number:Featuregroup Number:Rescale of 70 : 0 :
10 : 1

f1-score precision recall support
AFIB 0.924092 0.925131 0.923223 204.0
GSVT 0.945308 0.943197 0.947500 300.0
SB 0.965344 0.964056 0.966642 892.0
SR 0.958115 0.960528 0.955726 681.0
macro avg 0.948215 0.948228 0.948272 2077.0
micro avg 0.956033 0.956033 0.956033 2077.0
weighted avg 0.956028 0.956063 0.956033 2077.0

The result of Model Number:Dataset Number:Featuregroup Number:Rescale of 70 : 1 : 0 :
0

f1-score precision recall support
AFIB 0.741366 0.783540 0.703991 204.0
GSVT 0.783456 0.774829 0.792317 300.0
SB 0.795110 0.787199 0.803210 892.0
SR 0.785874 0.788560 0.783329 681.0
macro avg 0.776451 0.783532 0.770712 2077.0
micro avg 0.785373 0.785373 0.785373 2077.0
weighted avg 0.785120 0.785499 0.785373 2077.0

The result of Model Number:Dataset Number:Featuregroup Number:Rescale of 70 : 1 : 0 :
1

f1-score precision recall support
AFIB 0.820214 0.809742 0.831008 875.0
GSVT 0.834611 0.839397 0.829901 691.0
SB 0.893399 0.889647 0.897192 1553.0
SR 0.867094 0.881128 0.853514 907.0
macro avg 0.853829 0.854979 0.852904 4026.0
micro avg 0.861418 0.861418 0.861418 4026.0
weighted avg 0.861477 0.861737 0.861418 4026.0

The result of Model Number:Dataset Number:Featuregroup Number:Rescale of 70 : 1 : 1 :
0

f1-score precision recall support
AFIB 0.663626 0.664740 0.680074 204.0
GSVT 0.657387 0.682898 0.634561 300.0
SB 0.697302 0.659061 0.740539 892.0
SR 0.604412 0.660191 0.558854 681.0
macro avg 0.655682 0.666722 0.653507 2077.0
micro avg 0.659723 0.659723 0.659723 2077.0
weighted avg 0.657773 0.663432 0.659723 2077.0

The result of Model Number:Dataset Number:Featuregroup Number:Rescale of 70 : 1 : 1 : 1

	f1-score	precision	recall	support
AFIB	0.597148	0.620352	0.575660	875.0
GSVT	0.641953	0.637212	0.646850	691.0
SB	0.705457	0.701823	0.709135	1553.0
SR	0.663899	0.651239	0.677133	907.0
macro avg	0.652114	0.652657	0.652194	4026.0
micro avg	0.662226	0.662226	0.662226	4026.0
weighted avg	0.661656	0.661631	0.662226	4026.0

The result of Model Number:Dataset Number:Featuregroup Number:Rescale of 70 : 1 : 2 : 0

	f1-score	precision	recall	support
AFIB	0.683738	0.676183	0.691477	875.0
GSVT	0.696057	0.700342	0.691835	691.0
SB	0.740819	0.739586	0.742059	1553.0
SR	0.722780	0.729539	0.716164	907.0
macro avg	0.710848	0.711413	0.710384	4026.0
micro avg	0.716612	0.716612	0.716612	4026.0
weighted avg	0.716667	0.716807	0.716612	4026.0

The result of Model Number:Dataset Number:Featuregroup Number:Rescale of 70 : 1 : 2 : 1

	f1-score	precision	recall	support
AFIB	0.739567	0.746721	0.732682	204.0
GSVT	0.765737	0.764227	0.767265	300.0
SB	0.781742	0.780357	0.783142	892.0
SR	0.774535	0.774910	0.774194	681.0
macro avg	0.765395	0.766554	0.764321	2077.0
micro avg	0.772959	0.772959	0.772959	2077.0
weighted avg	0.772925	0.772938	0.772959	2077.0

The result of Model Number:Dataset Number:Featuregroup Number:Rescale of 70 : 1 : 3 : 0

	f1-score	precision	recall	support
AFIB	0.791105	0.794335	0.787925	875.0
GSVT	0.736671	0.769183	0.706917	691.0
SB	0.791141	0.716671	0.882893	1553.0
SR	0.596785	0.742755	0.498966	907.0
macro avg	0.728925	0.755736	0.719175	4026.0
micro avg	0.745556	0.745556	0.745556	4026.0
weighted avg	0.737998	0.748439	0.745556	4026.0

The result of Model Number:Dataset Number:Featuregroup Number:Rescale of 70 : 1 : 3 : 1

	f1-score	precision	recall	support
AFIB	0.654514	0.698878	0.615881	204.0

GSVT 0.616707 0.635005 0.599666 300.0
SB 0.644613 0.613668 0.679211 892.0
SR 0.571975 0.597943 0.548792 681.0
macro avg 0.621952 0.636374 0.610888 2077.0
micro avg 0.618740 0.618740 0.618740 2077.0
weighted avg 0.617738 0.619964 0.618740 2077.0
The result of Model Number:Dataset Number:Featuregroup Number:Rescale of 70 : 1 : 4 :
0

f1-score precision recall support

AFIB 0.638593 0.634572 0.719331 204.0
GSVT 0.778456 0.774452 0.782633 300.0
SB 0.800621 0.796812 0.804476 892.0
SR 0.627997 0.630066 0.626320 681.0
macro avg 0.711417 0.708975 0.733190 2077.0
micro avg 0.734545 0.734545 0.734545 2077.0
weighted avg 0.724906 0.722975 0.734545 2077.0
The result of Model Number:Dataset Number:Featuregroup Number:Rescale of 70 : 1 : 4 :
1

f1-score precision recall support

AFIB 0.872424 0.880229 0.864865 875.0
GSVT 0.889087 0.872181 0.906831 691.0
SB 0.943691 0.935516 0.952014 1553.0
SR 0.904931 0.925738 0.885080 907.0
macro avg 0.902533 0.903416 0.902197 4026.0
micro avg 0.910239 0.910239 0.910239 4026.0
weighted avg 0.910098 0.910427 0.910239 4026.0
The result of Model Number:Dataset Number:Featuregroup Number:Rescale of 70 : 1 : 5 :
0

f1-score precision recall support

AFIB 0.756879 0.760483 0.753342 875.0
GSVT 0.766229 0.752304 0.780757 691.0
SB 0.810728 0.807623 0.813859 1553.0
SR 0.786765 0.800232 0.773756 907.0
macro avg 0.780150 0.780160 0.780429 4026.0
micro avg 0.785990 0.785990 0.785990 4026.0
weighted avg 0.785988 0.786218 0.785990 4026.0
The result of Model Number:Dataset Number:Featuregroup Number:Rescale of 70 : 1 : 5 :
1

f1-score precision recall support

AFIB 0.712445 0.713679 0.711225 875.0
GSVT 0.721083 0.712797 0.729623 691.0
SB 0.759325 0.750169 0.768711 1553.0
SR 0.723232 0.745146 0.702587 907.0
macro avg 0.729021 0.730448 0.728037 4026.0

micro avg 0.734611 0.734611 0.734611 4026.0
weighted avg 0.734442 0.734693 0.734611 4026.0
The result of Model Number:Dataset Number:Featuregroup Number:Rescale of 70 : 1 : 6 :
0

	f1-score	precision	recall	support
AFIB	0.935659	0.947148	0.924592	204.0
GSVT	0.954505	0.950428	0.958640	300.0
SB	0.966059	0.963160	0.968981	892.0
SR	0.957928	0.960208	0.955690	681.0
macro avg	0.953538	0.955236	0.951976	2077.0
micro avg	0.958770	0.958770	0.958770	2077.0
weighted avg	0.958739	0.958780	0.958770	2077.0

The result of Model Number:Dataset Number:Featuregroup Number:Rescale of 70 : 1 : 6 :
1

	f1-score	precision	recall	support
AFIB	0.752912	0.777915	0.729752	204.0
GSVT	0.781485	0.775216	0.787974	300.0
SB	0.798751	0.795469	0.802063	892.0
SR	0.791291	0.791175	0.791408	681.0
macro avg	0.781110	0.784944	0.777799	2077.0
micro avg	0.789432	0.789432	0.789432	2077.0
weighted avg	0.789309	0.789412	0.789432	2077.0

The result of Model Number:Dataset Number:Featuregroup Number:Rescale of 70 : 1 : 7 :
0

	f1-score	precision	recall	support
AFIB	0.869289	0.878555	0.860359	204.0
GSVT	0.885276	0.880419	0.890284	300.0
SB	0.905711	0.904201	0.907231	892.0
SR	0.898161	0.899624	0.896714	681.0
macro avg	0.889609	0.890700	0.888647	2077.0
micro avg	0.896731	0.896731	0.896731	2077.0
weighted avg	0.896706	0.896746	0.896731	2077.0

The result of Model Number:Dataset Number:Featuregroup Number:Rescale of 70 : 1 : 7 :
1

	f1-score	precision	recall	support
AFIB	0.728504	0.739094	0.718543	204.0
GSVT	0.744570	0.734497	0.754984	300.0
SB	0.755776	0.747900	0.763826	892.0
SR	0.740797	0.753055	0.728944	681.0
macro avg	0.742412	0.743637	0.741574	2077.0
micro avg	0.746664	0.746664	0.746664	2077.0
weighted avg	0.746568	0.746789	0.746664	2077.0

The result of Model Number:Dataset Number:Featuregroup Number:Rescale of 70 : 1 : 8 :
0

	f1-score	precision	recall	support
AFIB	0.663868	0.655054	0.672973	875.0
GSVT	0.677342	0.683763	0.671070	691.0
SB	0.720789	0.719084	0.722506	1553.0
SR	0.701235	0.708608	0.694043	907.0
macro avg	0.690808	0.691628	0.690148	4026.0
micro avg	0.696500	0.696500	0.696500	4026.0
weighted avg	0.696556	0.696746	0.696500	4026.0

The result of Model Number:Dataset Number:Featuregroup Number:Rescale of 70 : 1 : 8 : 1

	f1-score	precision	recall	support
AFIB	0.733641	0.773549	0.697836	204.0
GSVT	0.770187	0.758539	0.782230	300.0
SB	0.788490	0.783361	0.793699	892.0
SR	0.778762	0.779464	0.778080	681.0
macro avg	0.767770	0.773728	0.762961	2077.0
micro avg	0.777506	0.777506	0.777506	2077.0
weighted avg	0.777270	0.777534	0.777506	2077.0

The result of Model Number:Dataset Number:Featuregroup Number:Rescale of 70 : 1 : 9 : 0

	f1-score	precision	recall	support
AFIB	0.765102	0.860289	0.689555	204.0
GSVT	0.907737	0.888354	0.928026	300.0
SB	0.969027	0.964087	0.974022	892.0
SR	0.947287	0.935291	0.959656	681.0
macro avg	0.897288	0.912005	0.887815	2077.0
micro avg	0.934728	0.934728	0.934728	2077.0
weighted avg	0.933017	0.933512	0.934728	2077.0

The result of Model Number:Dataset Number:Featuregroup Number:Rescale of 70 : 1 : 9 : 1

	f1-score	precision	recall	support
AFIB	0.856827	0.877675	0.837159	204.0
GSVT	0.867598	0.855654	0.879996	300.0
SB	0.885117	0.876278	0.894142	892.0
SR	0.869663	0.881076	0.858567	681.0
macro avg	0.869801	0.872671	0.867466	2077.0
micro avg	0.874838	0.874838	0.874838	2077.0
weighted avg	0.874741	0.875009	0.874838	2077.0

The result of Model Number:Dataset Number:Featuregroup Number:Rescale of 70 : 1 : 10 : 0

	f1-score	precision	recall	support
AFIB	0.792109	0.794540	0.789818	204.0
GSVT	0.812917	0.810852	0.815066	300.0
SB	0.831077	0.830062	0.832100	892.0

SR 0.824275 0.825860 0.822703 681.0
macro avg 0.815095 0.815328 0.814922 2077.0
micro avg 0.822406 0.822406 0.822406 2077.0
weighted avg 0.822397 0.822421 0.822406 2077.0
The result of Model Number:Dataset Number:Featuregroup Number:Rescale of 70 : 1 :
10 : 1

f1-score precision recall support
AFIB 0.748816 0.750263 0.747431 875.0
GSVT 0.725476 0.722289 0.728735 691.0
SB 0.758036 0.711963 0.810507 1553.0
SR 0.610113 0.706943 0.536758 907.0
macro avg 0.710610 0.722865 0.705858 4026.0
micro avg 0.721091 0.721091 0.721091 4026.0
weighted avg 0.717119 0.720928 0.721091 4026.0

The result of Model Number:Dataset Number:Featuregroup Number:Rescale of 71 : 0 : 0 :
0

f1-score precision recall support
AFIB 0.861183 0.852520 0.870047 875.0
GSVT 0.868889 0.876626 0.861352 691.0
SB 0.919247 0.916425 0.922087 1553.0
SR 0.901446 0.909336 0.893694 907.0
macro avg 0.887691 0.888727 0.886795 4026.0
micro avg 0.893956 0.893956 0.893956 4026.0
weighted avg 0.893974 0.894108 0.893956 4026.0

The result of Model Number:Dataset Number:Featuregroup Number:Rescale of 71 : 0 : 0 :
1

f1-score precision recall support
AFIB 0.655026 0.641978 0.668650 875.0
GSVT 0.533134 0.495786 0.668268 691.0
SB 0.432579 0.433324 0.431837 1553.0
SR 0.701266 0.707441 0.695227 907.0
macro avg 0.580501 0.569632 0.615995 4026.0
micro avg 0.583223 0.583223 0.583223 4026.0
weighted avg 0.558715 0.551148 0.583223 4026.0

The result of Model Number:Dataset Number:Featuregroup Number:Rescale of 71 : 0 : 1 :
0

f1-score precision recall support
AFIB 0.650417 0.677573 0.625472 875.0
GSVT 0.702678 0.699120 0.706357 691.0
SB 0.770507 0.766171 0.774914 1553.0
SR 0.721464 0.705444 0.738241 907.0
macro avg 0.711267 0.712077 0.711246 4026.0
micro avg 0.722406 0.722406 0.722406 4026.0
weighted avg 0.721717 0.721726 0.722406 4026.0

The result of Model Number:Dataset Number:Featuregroup Number:Rescale of 71 : 0 : 1 : 1

	f1-score	precision	recall	support
AFIB	0.662682	0.667147	0.658375	875.0
GSVT	0.674509	0.665140	0.684269	691.0
SB	0.718763	0.713841	0.723759	1553.0
SR	0.689635	0.701548	0.678158	907.0
macro avg	0.686397	0.686919	0.686140	4026.0
micro avg	0.692498	0.692498	0.692498	4026.0
weighted avg	0.692417	0.692565	0.692498	4026.0

The result of Model Number:Dataset Number:Featuregroup Number:Rescale of 71 : 0 : 2 : 0

	f1-score	precision	recall	support
AFIB	0.914202	0.919220	0.909298	875.0
GSVT	0.915481	0.903907	0.927499	691.0
SB	0.962787	0.958923	0.966690	1553.0
SR	0.942119	0.953556	0.931011	907.0
macro avg	0.933647	0.933901	0.933624	4026.0
micro avg	0.939452	0.939452	0.939452	4026.0
weighted avg	0.939452	0.939642	0.939452	4026.0

The result of Model Number:Dataset Number:Featuregroup Number:Rescale of 71 : 0 : 2 : 1

	f1-score	precision	recall	support
AFIB	0.874715	0.883236	0.866570	204.0
GSVT	0.894943	0.890834	0.899121	300.0
SB	0.907310	0.904189	0.910460	892.0
SR	0.899648	0.903138	0.896227	681.0
macro avg	0.894154	0.895349	0.893095	2077.0
micro avg	0.899845	0.899845	0.899845	2077.0
weighted avg	0.899810	0.899857	0.899845	2077.0

The result of Model Number:Dataset Number:Featuregroup Number:Rescale of 71 : 0 : 3 : 0

	f1-score	precision	recall	support
AFIB	0.826337	0.842196	0.811112	875.0
GSVT	0.880849	0.882193	0.879565	691.0
SB	0.959132	0.954917	0.963391	1553.0
SR	0.906350	0.896497	0.916515	907.0
macro avg	0.893167	0.893951	0.892646	4026.0
micro avg	0.905347	0.905347	0.905347	4026.0
weighted avg	0.904944	0.904775	0.905347	4026.0

The result of Model Number:Dataset Number:Featuregroup Number:Rescale of 71 : 0 : 3 : 1

	f1-score	precision	recall	support
AFIB	0.711319	0.725102	0.698369	204.0

GSVT 0.738902 0.732724 0.745321 300.0
SB 0.752689 0.751179 0.754208 892.0
SR 0.745512 0.746284 0.744745 681.0
macro avg 0.737105 0.738822 0.735661 2077.0
micro avg 0.744337 0.744337 0.744337 2077.0
weighted avg 0.744281 0.744347 0.744337 2077.0
The result of Model Number:Dataset Number:Featuregroup Number:Rescale of 71 : 0 : 4 :
0

f1-score precision recall support

AFIB 0.724238 0.729118 0.719531 875.0
GSVT 0.737163 0.726924 0.747830 691.0
SB 0.785528 0.780149 0.790988 1553.0
SR 0.753695 0.766714 0.741152 907.0
macro avg 0.750156 0.750726 0.749875 4026.0
micro avg 0.756823 0.756823 0.756823 4026.0
weighted avg 0.756735 0.756896 0.756823 4026.0

The result of Model Number:Dataset Number:Featuregroup Number:Rescale of 71 : 0 : 4 :
1

f1-score precision recall support

AFIB 0.647888 0.648061 0.647828 875.0
GSVT 0.659170 0.656737 0.661705 691.0
SB 0.705184 0.703472 0.706907 1553.0
SR 0.688366 0.693306 0.683514 907.0
macro avg 0.675152 0.675394 0.674989 4026.0
micro avg 0.681039 0.681039 0.681039 4026.0
weighted avg 0.681045 0.681117 0.681039 4026.0

The result of Model Number:Dataset Number:Featuregroup Number:Rescale of 71 : 0 : 5 :
0

f1-score precision recall support

AFIB 0.824170 0.832198 0.816496 204.0
GSVT 0.843229 0.839357 0.847165 300.0
SB 0.854882 0.851941 0.857850 892.0
SR 0.847662 0.850951 0.844439 681.0
macro avg 0.842486 0.843612 0.841488 2077.0
micro avg 0.847848 0.847848 0.847848 2077.0
weighted avg 0.847815 0.847859 0.847848 2077.0

The result of Model Number:Dataset Number:Featuregroup Number:Rescale of 71 : 0 : 5 :
1

f1-score precision recall support

AFIB 0.745905 0.746104 0.745836 875.0
GSVT 0.758894 0.756092 0.761812 691.0
SB 0.811868 0.809897 0.813852 1553.0
SR 0.792506 0.798194 0.786921 907.0
macro avg 0.777293 0.777572 0.777105 4026.0

micro avg 0.784071 0.784071 0.784071 4026.0
weighted avg 0.784078 0.784161 0.784071 4026.0
The result of Model Number:Dataset Number:Featuregroup Number:Rescale of 71 : 0 : 6 :
0

	f1-score	precision	recall	support
AFIB	0.650003	0.640216	0.665506	875.0
GSVT	0.620635	0.618829	0.625930	691.0
SB	0.662759	0.617585	0.720574	1553.0
SR	0.490947	0.656250	0.406808	907.0
macro avg	0.606086	0.633220	0.604704	4026.0
micro avg	0.621674	0.621674	0.621674	4026.0
weighted avg	0.614050	0.631428	0.621674	4026.0

The result of Model Number:Dataset Number:Featuregroup Number:Rescale of 71 : 0 : 6 :
1

	f1-score	precision	recall	support
AFIB	0.770248	0.770935	0.769641	875.0
GSVT	0.784357	0.786415	0.782442	691.0
SB	0.832605	0.827062	0.838232	1553.0
SR	0.816383	0.823836	0.809092	907.0
macro avg	0.800898	0.802062	0.799852	4026.0
micro avg	0.807184	0.807184	0.807184	4026.0
weighted avg	0.807117	0.807160	0.807184	4026.0

The result of Model Number:Dataset Number:Featuregroup Number:Rescale of 71 : 0 : 7 :
0

	f1-score	precision	recall	support
AFIB	0.923183	0.930883	0.915927	204.0
GSVT	0.947571	0.943207	0.951995	300.0
SB	0.961861	0.958444	0.965308	892.0
SR	0.952977	0.957245	0.948796	681.0
macro avg	0.946398	0.947445	0.945507	2077.0
micro avg	0.953121	0.953121	0.953121	2077.0
weighted avg	0.953085	0.953143	0.953121	2077.0

The result of Model Number:Dataset Number:Featuregroup Number:Rescale of 71 : 0 : 7 :
1

	f1-score	precision	recall	support
AFIB	0.831519	0.834380	0.828783	875.0
GSVT	0.847305	0.830401	0.865066	691.0
SB	0.896941	0.892090	0.901849	1553.0
SR	0.862249	0.882297	0.843143	907.0
macro avg	0.859503	0.859792	0.859710	4026.0
micro avg	0.866430	0.866430	0.866430	4026.0
weighted avg	0.866387	0.866753	0.866430	4026.0

The result of Model Number:Dataset Number:Featuregroup Number:Rescale of 71 : 0 : 8 :
0

f1-score precision recall support
AFIB 0.746769 0.753282 0.740555 204.0
GSVT 0.772595 0.771334 0.773879 300.0
SB 0.789017 0.787093 0.790961 892.0
SR 0.781784 0.782962 0.780635 681.0
macro avg 0.772541 0.773668 0.771507 2077.0
micro avg 0.780157 0.780157 0.780157 2077.0
weighted avg 0.780124 0.780141 0.780157 2077.0
The result of Model Number:Dataset Number:Featuregroup Number:Rescale of 71 : 0 : 8 :
1

f1-score precision recall support
AFIB 0.896591 0.902994 0.890441 204.0
GSVT 0.927943 0.927344 0.928560 300.0
SB 0.946509 0.944409 0.948628 892.0
SR 0.938048 0.939183 0.936945 681.0
macro avg 0.927273 0.928482 0.926143 2077.0
micro avg 0.936184 0.936184 0.936184 2077.0
weighted avg 0.936150 0.936163 0.936184 2077.0
The result of Model Number:Dataset Number:Featuregroup Number:Rescale of 71 : 0 : 9 :
0

f1-score precision recall support
AFIB 0.812146 0.815184 0.809476 875.0
GSVT 0.830427 0.838439 0.822734 691.0
SB 0.883004 0.873742 0.892532 1553.0
SR 0.852427 0.859929 0.845347 907.0
macro avg 0.844501 0.846823 0.842522 4026.0
micro avg 0.851871 0.851871 0.851871 4026.0
weighted avg 0.851691 0.851844 0.851871 4026.0
The result of Model Number:Dataset Number:Featuregroup Number:Rescale of 71 : 0 : 9 :
1

f1-score precision recall support
AFIB 0.662778 0.712601 0.620157 204.0
GSVT 0.632071 0.652134 0.613302 300.0
SB 0.658528 0.625942 0.694700 892.0
SR 0.582946 0.608002 0.559932 681.0
macro avg 0.634081 0.649670 0.622023 2077.0
micro avg 0.631434 0.631434 0.631434 2077.0
weighted avg 0.630342 0.632355 0.631434 2077.0
The result of Model Number:Dataset Number:Featuregroup Number:Rescale of 71 : 0 :
10 : 0

f1-score precision recall support
AFIB 0.710363 0.719486 0.701503 875.0
GSVT 0.718221 0.712413 0.724240 691.0
SB 0.768291 0.765982 0.770617 1553.0

SR 0.749267 0.748952 0.749592 907.0
macro avg 0.736536 0.736708 0.736488 4026.0
micro avg 0.742900 0.742900 0.742900 4026.0
weighted avg 0.742822 0.742846 0.742900 4026.0
The result of Model Number:Dataset Number:Featuregroup Number:Rescale of 71 : 0 :
10 : 1

f1-score precision recall support
AFIB 0.749861 0.739223 0.760828 875.0
GSVT 0.765288 0.772747 0.757978 691.0
SB 0.814416 0.811762 0.817089 1553.0
SR 0.795397 0.805563 0.785493 907.0
macro avg 0.781241 0.782324 0.780347 4026.0
micro avg 0.787598 0.787598 0.787598 4026.0
weighted avg 0.787669 0.787904 0.787598 4026.0
The result of Model Number:Dataset Number:Featuregroup Number:Rescale of 71 : 1 : 0 :
0

f1-score precision recall support
AFIB 0.741493 0.730328 0.759178 875.0
GSVT 0.707992 0.705931 0.714032 691.0
SB 0.756044 0.704513 0.821997 1553.0
SR 0.560049 0.748620 0.464068 907.0
macro avg 0.691395 0.722348 0.689819 4026.0
micro avg 0.709177 0.709177 0.709177 4026.0
weighted avg 0.700480 0.720304 0.709177 4026.0
The result of Model Number:Dataset Number:Featuregroup Number:Rescale of 71 : 1 : 0 :
1

f1-score precision recall support
AFIB 0.758672 0.759032 0.758420 875.0
GSVT 0.778320 0.771583 0.785202 691.0
SB 0.831248 0.825191 0.837403 1553.0
SR 0.795736 0.811555 0.780564 907.0
macro avg 0.790994 0.791840 0.790397 4026.0
micro avg 0.798472 0.798472 0.798472 4026.0
weighted avg 0.798390 0.798539 0.798472 4026.0
The result of Model Number:Dataset Number:Featuregroup Number:Rescale of 71 : 1 : 1 :
0

f1-score precision recall support
AFIB 0.827188 0.849046 0.806509 204.0
GSVT 0.849873 0.842813 0.857208 300.0
SB 0.873292 0.870088 0.876523 892.0
SR 0.859771 0.860812 0.858754 681.0
macro avg 0.852531 0.855690 0.849749 2077.0
micro avg 0.861031 0.861031 0.861031 2077.0
weighted avg 0.860948 0.861040 0.861031 2077.0

The result of Model Number:Dataset Number:Featuregroup Number:Rescale of 71 : 1 : 1 : 1

	f1-score	precision	recall	support
AFIB	0.857344	0.847870	0.867048	875.0
GSVT	0.872790	0.878164	0.867497	691.0
SB	0.928918	0.927372	0.930474	1553.0
SR	0.906300	0.914774	0.898004	907.0
macro avg	0.891338	0.892045	0.890755	4026.0
micro avg	0.898565	0.898565	0.898565	4026.0
weighted avg	0.898633	0.898810	0.898565	4026.0

The result of Model Number:Dataset Number:Featuregroup Number:Rescale of 71 : 1 : 2 : 0

	f1-score	precision	recall	support
AFIB	0.913416	0.918429	0.908516	875.0
GSVT	0.914694	0.903129	0.926701	691.0
SB	0.961958	0.958098	0.965858	1553.0
SR	0.941308	0.952735	0.930211	907.0
macro avg	0.932844	0.933098	0.932821	4026.0
micro avg	0.938644	0.938644	0.938644	4026.0
weighted avg	0.938644	0.938834	0.938644	4026.0

The result of Model Number:Dataset Number:Featuregroup Number:Rescale of 71 : 1 : 2 : 1

	f1-score	precision	recall	support
AFIB	0.921597	0.929999	0.913467	204.0
GSVT	0.945648	0.942551	0.948794	300.0
SB	0.962935	0.962293	0.963581	892.0
SR	0.954466	0.954192	0.954754	681.0
macro avg	0.946161	0.947259	0.945149	2077.0
micro avg	0.953629	0.953629	0.953629	2077.0
weighted avg	0.953601	0.953613	0.953629	2077.0

The result of Model Number:Dataset Number:Featuregroup Number:Rescale of 71 : 1 : 3 : 0

	f1-score	precision	recall	support
AFIB	0.677533	0.683630	0.671757	875.0
GSVT	0.691335	0.677317	0.706108	691.0
SB	0.733165	0.725009	0.741595	1553.0
SR	0.704072	0.725001	0.684483	907.0
macro avg	0.701526	0.702739	0.700986	4026.0
micro avg	0.707460	0.707460	0.707460	4026.0
weighted avg	0.707340	0.707828	0.707460	4026.0

The result of Model Number:Dataset Number:Featuregroup Number:Rescale of 71 : 1 : 3 : 1

	f1-score	precision	recall	support
AFIB	0.671155	0.676475	0.665935	875.0

GSVT 0.679664 0.676667 0.682710 691.0
SB 0.722742 0.719885 0.725627 1553.0
SR 0.704982 0.706974 0.703035 907.0
macro avg 0.694636 0.695000 0.694327 4026.0
micro avg 0.700198 0.700198 0.700198 4026.0
weighted avg 0.700135 0.700124 0.700198 4026.0
The result of Model Number:Dataset Number:Featuregroup Number:Rescale of 71 : 1 : 4 :
0

f1-score precision recall support
AFIB 0.826682 0.851753 0.803080 875.0
GSVT 0.882495 0.876375 0.888748 691.0
SB 0.965557 0.961864 0.969286 1553.0
SR 0.913184 0.899478 0.927368 907.0
macro avg 0.896980 0.897367 0.897121 4026.0
micro avg 0.909897 0.909897 0.909897 4026.0
weighted avg 0.909319 0.909205 0.909897 4026.0
The result of Model Number:Dataset Number:Featuregroup Number:Rescale of 71 : 1 : 4 :
1

f1-score precision recall support
AFIB 0.695376 0.696622 0.694157 875.0
GSVT 0.665870 0.669367 0.662427 691.0
SB 0.704328 0.665584 0.747869 1553.0
SR 0.584948 0.658402 0.526290 907.0
macro avg 0.662630 0.672494 0.657686 4026.0
micro avg 0.671612 0.671612 0.671612 4026.0
weighted avg 0.668887 0.671361 0.671612 4026.0
The result of Model Number:Dataset Number:Featuregroup Number:Rescale of 71 : 1 : 5 :
0

f1-score precision recall support
AFIB 0.814394 0.815496 0.813451 875.0
GSVT 0.827079 0.826653 0.827535 691.0
SB 0.863798 0.860707 0.866914 1553.0
SR 0.843113 0.847839 0.838494 907.0
macro avg 0.837096 0.837674 0.836598 4026.0
micro avg 0.842133 0.842133 0.842133 4026.0
weighted avg 0.842098 0.842137 0.842133 4026.0
The result of Model Number:Dataset Number:Featuregroup Number:Rescale of 71 : 1 : 5 :
1

f1-score precision recall support
AFIB 0.659610 0.660718 0.675959 204.0
GSVT 0.653409 0.678766 0.630722 300.0
SB 0.693083 0.655073 0.736058 892.0
SR 0.600755 0.656196 0.555473 681.0
macro avg 0.651714 0.662688 0.649553 2077.0

micro avg 0.655731 0.655731 0.655731 2077.0
weighted avg 0.653792 0.659418 0.655731 2077.0
The result of Model Number:Dataset Number:Featuregroup Number:Rescale of 71 : 1 : 6 :
0

	f1-score	precision	recall	support
AFIB	0.892312	0.894113	0.890536	204.0
GSVT	0.917137	0.914410	0.919885	300.0
SB	0.932333	0.931502	0.933169	892.0
SR	0.924319	0.926095	0.922563	681.0
macro avg	0.916525	0.916530	0.916538	2077.0
micro avg	0.923585	0.923585	0.923585	2077.0
weighted avg	0.923580	0.923588	0.923585	2077.0

The result of Model Number:Dataset Number:Featuregroup Number:Rescale of 71 : 1 : 6 :
1

	f1-score	precision	recall	support
AFIB	0.667105	0.670753	0.663518	875.0
GSVT	0.663925	0.658327	0.669686	691.0
SB	0.698284	0.691671	0.705027	1553.0
SR	0.672296	0.684836	0.660215	907.0
macro avg	0.675402	0.676397	0.674612	4026.0
micro avg	0.679844	0.679844	0.679844	4026.0
weighted avg	0.679755	0.679862	0.679844	4026.0

The result of Model Number:Dataset Number:Featuregroup Number:Rescale of 71 : 1 : 7 :
0

	f1-score	precision	recall	support
AFIB	0.737907	0.739386	0.736465	875.0
GSVT	0.739734	0.735741	0.743791	691.0
SB	0.773271	0.769140	0.777452	1553.0
SR	0.754771	0.763722	0.746049	907.0
macro avg	0.751421	0.751997	0.750939	4026.0
micro avg	0.755692	0.755692	0.755692	4026.0
weighted avg	0.755661	0.755720	0.755692	4026.0

The result of Model Number:Dataset Number:Featuregroup Number:Rescale of 71 : 1 : 7 :
1

	f1-score	precision	recall	support
AFIB	0.871013	0.875582	0.866544	875.0
GSVT	0.889226	0.887629	0.890892	691.0
SB	0.965547	0.958142	0.973069	1553.0
SR	0.931482	0.940805	0.922347	907.0
macro avg	0.914317	0.915540	0.913213	4026.0
micro avg	0.924386	0.924386	0.924386	4026.0
weighted avg	0.924228	0.924191	0.924386	4026.0

The result of Model Number:Dataset Number:Featuregroup Number:Rescale of 71 : 1 : 8 :
0

f1-score precision recall support
AFIB 0.788955 0.802071 0.776441 204.0
GSVT 0.804083 0.798371 0.809938 300.0
SB 0.822734 0.818110 0.827429 892.0
SR 0.812252 0.817221 0.807369 681.0
macro avg 0.807006 0.808943 0.805294 2077.0
micro avg 0.813317 0.813317 0.813317 2077.0
weighted avg 0.813285 0.813392 0.813317 2077.0
The result of Model Number:Dataset Number:Featuregroup Number:Rescale of 71 : 1 : 8 :
1

f1-score precision recall support
AFIB 0.823600 0.836651 0.811060 204.0
GSVT 0.844770 0.837581 0.852088 300.0
SB 0.859355 0.857440 0.861282 892.0
SR 0.851213 0.853105 0.849345 681.0
macro avg 0.844734 0.846194 0.843444 2077.0
micro avg 0.851107 0.851107 0.851107 2077.0
weighted avg 0.851067 0.851108 0.851107 2077.0
The result of Model Number:Dataset Number:Featuregroup Number:Rescale of 71 : 1 : 9 :
0

f1-score precision recall support
AFIB 0.921172 0.923999 0.918508 204.0
GSVT 0.945371 0.942968 0.947870 300.0
SB 0.966489 0.965309 0.967679 892.0
SR 0.958579 0.960422 0.956751 681.0
macro avg 0.947903 0.948175 0.947702 2077.0
micro avg 0.956405 0.956405 0.956405 2077.0
weighted avg 0.956394 0.956422 0.956405 2077.0
The result of Model Number:Dataset Number:Featuregroup Number:Rescale of 71 : 1 : 9 :
1

f1-score precision recall support
AFIB 0.661808 0.666266 0.657506 875.0
GSVT 0.673619 0.664262 0.683366 691.0
SB 0.717814 0.712899 0.722804 1553.0
SR 0.688725 0.700622 0.677263 907.0
macro avg 0.685491 0.686012 0.685235 4026.0
micro avg 0.691584 0.691584 0.691584 4026.0
weighted avg 0.691503 0.691650 0.691584 4026.0
The result of Model Number:Dataset Number:Featuregroup Number:Rescale of 71 : 1 :
10 : 0

f1-score precision recall support
AFIB 0.712471 0.704516 0.720615 875.0
GSVT 0.726646 0.733302 0.720121 691.0
SB 0.775001 0.772478 0.777545 1553.0

SR 0.754910 0.762473 0.747499 907.0
macro avg 0.742257 0.743192 0.741445 4026.0
micro avg 0.748547 0.748547 0.748547 4026.0
weighted avg 0.748586 0.748729 0.748547 4026.0
The result of Model Number:Dataset Number:Featuregroup Number:Rescale of 71 : 1 : 10 : 1

f1-score precision recall support
AFIB 0.852474 0.900969 0.809499 204.0
GSVT 0.900873 0.890953 0.911062 300.0
SB 0.914274 0.905176 0.923587 892.0
SR 0.903653 0.906742 0.900727 681.0
macro avg 0.892818 0.900960 0.886219 2077.0
micro avg 0.903077 0.903077 0.903077 2077.0
weighted avg 0.902786 0.903222 0.903077 2077.0

The result of Model Number:Dataset Number:Featuregroup Number:Rescale of 72 : 0 : 0 : 0

f1-score precision recall support
AFIB 0.913331 0.923778 0.903472 204.0
GSVT 0.934710 0.929179 0.940322 300.0
SB 0.897304 0.864159 0.953252 892.0
SR 0.752696 0.756339 0.749108 681.0
macro avg 0.874510 0.868364 0.886539 2077.0
micro avg 0.879561 0.879561 0.879561 2077.0
weighted avg 0.856868 0.844054 0.879561 2077.0

The result of Model Number:Dataset Number:Featuregroup Number:Rescale of 72 : 0 : 0 : 1

f1-score precision recall support
AFIB 0.904588 0.915695 0.893888 204.0
GSVT 0.922808 0.918866 0.926805 300.0
SB 0.933978 0.931175 0.936803 892.0
SR 0.926117 0.928321 0.923953 681.0
macro avg 0.921873 0.923514 0.920362 2077.0
micro avg 0.926931 0.926931 0.926931 2077.0
weighted avg 0.926901 0.926941 0.926931 2077.0

The result of Model Number:Dataset Number:Featuregroup Number:Rescale of 72 : 0 : 1 : 0

f1-score precision recall support
AFIB 0.683277 0.689932 0.676914 204.0
GSVT 0.699077 0.695867 0.702341 300.0
SB 0.708738 0.706299 0.711198 892.0
SR 0.702752 0.705479 0.700080 681.0
macro avg 0.698461 0.699394 0.697633 2077.0
micro avg 0.702906 0.702906 0.702906 2077.0
weighted avg 0.702879 0.702916 0.702906 2077.0

The result of Model Number:Dataset Number:Featuregroup Number:Rescale of 72 : 0 : 1 : 1

	f1-score	precision	recall	support
AFIB	0.890089	0.891293	0.889058	875.0
GSVT	0.903952	0.903487	0.904451	691.0
SB	0.944085	0.940706	0.947490	1553.0
SR	0.921477	0.926642	0.916428	907.0
macro avg	0.914901	0.915532	0.914357	4026.0
micro avg	0.920406	0.920406	0.920406	4026.0
weighted avg	0.920368	0.920410	0.920406	4026.0

The result of Model Number:Dataset Number:Featuregroup Number:Rescale of 72 : 0 : 2 : 0

	f1-score	precision	recall	support
AFIB	0.693731	0.688924	0.698744	875.0
GSVT	0.704433	0.707292	0.701711	691.0
SB	0.764311	0.756364	0.772431	1553.0
SR	0.725720	0.742607	0.709651	907.0
macro avg	0.722049	0.723797	0.720634	4026.0
micro avg	0.730135	0.730135	0.730135	4026.0
weighted avg	0.730000	0.730185	0.730135	4026.0

The result of Model Number:Dataset Number:Featuregroup Number:Rescale of 72 : 0 : 2 : 1

	f1-score	precision	recall	support
AFIB	0.645160	0.628212	0.685549	875.0
GSVT	0.620638	0.587441	0.707514	691.0
SB	0.588087	0.584370	0.591868	1553.0
SR	0.571233	0.581075	0.561878	907.0
macro avg	0.606279	0.595275	0.636702	4026.0
micro avg	0.625321	0.625321	0.625321	4026.0
weighted avg	0.602281	0.593683	0.625321	4026.0

The result of Model Number:Dataset Number:Featuregroup Number:Rescale of 72 : 0 : 3 : 0

	f1-score	precision	recall	support
AFIB	0.842349	0.846972	0.837830	875.0
GSVT	0.843527	0.832863	0.854600	691.0
SB	0.887115	0.883555	0.890711	1553.0
SR	0.868071	0.878609	0.857837	907.0
macro avg	0.860266	0.860500	0.860245	4026.0
micro avg	0.865614	0.865614	0.865614	4026.0
weighted avg	0.865614	0.865789	0.865614	4026.0

The result of Model Number:Dataset Number:Featuregroup Number:Rescale of 72 : 0 : 3 : 1

	f1-score	precision	recall	support
AFIB	0.675945	0.669608	0.682489	875.0

GSVT 0.640860 0.625457 0.687971 691.0
SB 0.741036 0.738314 0.743797 1553.0
SR 0.576364 0.580406 0.572386 907.0
macro avg 0.658551 0.653446 0.671661 4026.0
micro avg 0.682274 0.682274 0.682274 4026.0
weighted avg 0.672597 0.668437 0.682274 4026.0
The result of Model Number:Dataset Number:Featuregroup Number:Rescale of 72 : 0 : 4 :
0

f1-score precision recall support

AFIB 0.859187 0.854861 0.863595 875.0
GSVT 0.875922 0.880163 0.871736 691.0
SB 0.932910 0.930764 0.935071 1553.0
SR 0.909556 0.914422 0.904751 907.0
macro avg 0.894394 0.895052 0.893788 4026.0
micro avg 0.901836 0.901836 0.901836 4026.0
weighted avg 0.901845 0.901901 0.901836 4026.0
The result of Model Number:Dataset Number:Featuregroup Number:Rescale of 72 : 0 : 4 :
1

f1-score precision recall support

AFIB 0.882433 0.900447 0.865516 204.0
GSVT 0.914476 0.906531 0.922728 300.0
SB 0.932058 0.930394 0.933730 892.0
SR 0.923382 0.923933 0.922838 681.0
macro avg 0.913087 0.915326 0.911203 2077.0
micro avg 0.921870 0.921870 0.921870 2077.0
weighted avg 0.921800 0.921887 0.921870 2077.0
The result of Model Number:Dataset Number:Featuregroup Number:Rescale of 72 : 0 : 5 :
0

f1-score precision recall support

AFIB 0.804550 0.795016 0.814383 875.0
GSVT 0.816001 0.823889 0.808342 691.0
SB 0.866049 0.862736 0.869395 1553.0
SR 0.845858 0.855617 0.836344 907.0
macro avg 0.833115 0.834315 0.832116 4026.0
micro avg 0.839514 0.839514 0.839514 4026.0
weighted avg 0.839544 0.839747 0.839514 4026.0
The result of Model Number:Dataset Number:Featuregroup Number:Rescale of 72 : 0 : 5 :
1

f1-score precision recall support

AFIB 0.782848 0.792562 0.773632 204.0
GSVT 0.796885 0.791440 0.802489 300.0
SB 0.815756 0.814482 0.817035 892.0
SR 0.809896 0.811210 0.808594 681.0
macro avg 0.801346 0.802423 0.800437 2077.0

micro avg 0.807903 0.807903 0.807903 2077.0
weighted avg 0.807877 0.807928 0.807903 2077.0
The result of Model Number:Dataset Number:Featuregroup Number:Rescale of 72 : 0 : 6 :
0

	f1-score	precision	recall	support
AFIB	0.705505	0.711030	0.700102	875.0
GSVT	0.707366	0.698338	0.716674	691.0
SB	0.741947	0.738971	0.744954	1553.0
SR	0.726272	0.733401	0.719306	907.0
macro avg	0.720272	0.720435	0.720259	4026.0
micro avg	0.724574	0.724574	0.724574	4026.0
weighted avg	0.724560	0.724669	0.724574	4026.0

The result of Model Number:Dataset Number:Featuregroup Number:Rescale of 72 : 0 : 6 :
1

	f1-score	precision	recall	support
AFIB	0.700475	0.707323	0.693923	875.0
GSVT	0.695125	0.689851	0.700709	691.0
SB	0.735521	0.727953	0.743313	1553.0
SR	0.712174	0.723628	0.701279	907.0
macro avg	0.710824	0.712189	0.709806	4026.0
micro avg	0.715797	0.715797	0.715797	4026.0
weighted avg	0.715711	0.715955	0.715797	4026.0

The result of Model Number:Dataset Number:Featuregroup Number:Rescale of 72 : 0 : 7 :
0

	f1-score	precision	recall	support
AFIB	0.658734	0.661424	0.656086	875.0
GSVT	0.613408	0.640481	0.588633	691.0
SB	0.658764	0.596755	0.735164	1553.0
SR	0.496929	0.618475	0.415477	907.0
macro avg	0.606959	0.629284	0.598840	4026.0
micro avg	0.620807	0.620807	0.620807	4026.0
weighted avg	0.614514	0.623208	0.620807	4026.0

The result of Model Number:Dataset Number:Featuregroup Number:Rescale of 72 : 0 : 7 :
1

	f1-score	precision	recall	support
AFIB	0.854040	0.874534	0.834873	204.0
GSVT	0.884407	0.879281	0.889700	300.0
SB	0.903296	0.899982	0.906636	892.0
SR	0.895446	0.896110	0.894793	681.0
macro avg	0.884297	0.887477	0.881501	2077.0
micro avg	0.893258	0.893258	0.893258	2077.0
weighted avg	0.893156	0.893223	0.893258	2077.0

The result of Model Number:Dataset Number:Featuregroup Number:Rescale of 72 : 0 : 8 :
0

f1-score precision recall support

AFIB	0.764778	0.754536	0.775351	875.0
GSVT	0.781877	0.787980	0.775882	691.0
SB	0.830136	0.827539	0.832754	1553.0
SR	0.810061	0.820800	0.799614	907.0
macro avg	0.796713	0.797714	0.795900	4026.0
micro avg	0.803051	0.803051	0.803051	4026.0
weighted avg	0.803126	0.803365	0.803051	4026.0

The result of Model Number:Dataset Number:Featuregroup Number:Rescale of 72 : 0 : 8 : 1

f1-score precision recall support

AFIB	0.827483	0.854962	0.802028	204.0
GSVT	0.858886	0.851995	0.866018	300.0
SB	0.877862	0.874255	0.881502	892.0
SR	0.869663	0.869536	0.869791	681.0
macro avg	0.858473	0.862687	0.854835	2077.0
micro avg	0.867620	0.867620	0.867620	2077.0
weighted avg	0.867485	0.867597	0.867620	2077.0

The result of Model Number:Dataset Number:Featuregroup Number:Rescale of 72 : 0 : 9 : 0

f1-score precision recall support

AFIB	0.899958	0.916151	0.884593	204.0
GSVT	0.920261	0.907322	0.933727	300.0
SB	0.934420	0.923380	0.945733	892.0
SR	0.915628	0.931929	0.899897	681.0
macro avg	0.917567	0.919695	0.915987	2077.0
micro avg	0.922965	0.922965	0.922965	2077.0
weighted avg	0.922829	0.923154	0.922965	2077.0

The result of Model Number:Dataset Number:Featuregroup Number:Rescale of 72 : 0 : 9 : 1

f1-score precision recall support

AFIB	0.808022	0.806455	0.809699	875.0
GSVT	0.823194	0.808791	0.838199	691.0
SB	0.881874	0.869361	0.894761	1553.0
SR	0.835367	0.872607	0.801212	907.0
macro avg	0.837114	0.839304	0.835967	4026.0
micro avg	0.845490	0.845490	0.845490	4026.0
weighted avg	0.845274	0.846025	0.845490	4026.0

The result of Model Number:Dataset Number:Featuregroup Number:Rescale of 72 : 0 : 10 : 0

f1-score precision recall support

AFIB	0.792213	0.782869	0.801815	875.0
GSVT	0.807780	0.814805	0.800882	691.0
SB	0.860894	0.857599	0.864218	1553.0

SR 0.840582 0.850745 0.830668 907.0
macro avg 0.825367 0.826504 0.824396 4026.0
micro avg 0.832226 0.832226 0.832226 4026.0
weighted avg 0.832275 0.832468 0.832226 4026.0
The result of Model Number:Dataset Number:Featuregroup Number:Rescale of 72 : 0 :
10 : 1

f1-score precision recall support
AFIB 0.843791 0.833197 0.854903 875.0
GSVT 0.782871 0.806574 0.763139 691.0
SB 0.842885 0.780698 0.918066 1553.0
SR 0.655370 0.802123 0.558848 907.0
macro avg 0.781229 0.805648 0.773739 4026.0
micro avg 0.796821 0.796821 0.796821 4026.0
weighted avg 0.790537 0.801376 0.796821 4026.0
The result of Model Number:Dataset Number:Featuregroup Number:Rescale of 72 : 1 : 0 :
0

f1-score precision recall support
AFIB 0.822180 0.830217 0.814489 875.0
GSVT 0.815900 0.809709 0.822454 691.0
SB 0.863314 0.854432 0.872460 1553.0
SR 0.835912 0.849355 0.823123 907.0
macro avg 0.834326 0.835928 0.833131 4026.0
micro avg 0.840163 0.840163 0.840163 4026.0
weighted avg 0.840063 0.840349 0.840163 4026.0
The result of Model Number:Dataset Number:Featuregroup Number:Rescale of 72 : 1 : 0 :
1

f1-score precision recall support
AFIB 0.800752 0.793670 0.807995 875.0
GSVT 0.728023 0.705035 0.809940 691.0
SB 0.656352 0.630188 0.697267 1553.0
SR 0.676466 0.683465 0.669652 907.0
macro avg 0.715398 0.703090 0.746213 4026.0
micro avg 0.734449 0.734449 0.734449 4026.0
weighted avg 0.704568 0.690568 0.734449 4026.0
The result of Model Number:Dataset Number:Featuregroup Number:Rescale of 72 : 1 : 1 :
0

f1-score precision recall support
AFIB 0.774919 0.756859 0.793988 875.0
GSVT 0.743895 0.752072 0.735944 691.0
SB 0.782831 0.732280 0.840896 1553.0
SR 0.626534 0.752346 0.537106 907.0
macro avg 0.732045 0.748389 0.726984 4026.0
micro avg 0.744248 0.744248 0.744248 4026.0
weighted avg 0.739217 0.745540 0.744248 4026.0

The result of Model Number:Dataset Number:Featuregroup Number:Rescale of 72 : 1 : 1 : 1

	f1-score	precision	recall	support
AFIB	0.810537	0.812792	0.808337	875.0
GSVT	0.829104	0.828874	0.829343	691.0
SB	0.883022	0.874723	0.891491	1553.0
SR	0.859625	0.872021	0.847586	907.0
macro avg	0.845572	0.847103	0.844189	4026.0
micro avg	0.852860	0.852860	0.852860	4026.0
weighted avg	0.852743	0.852785	0.852860	4026.0

The result of Model Number:Dataset Number:Featuregroup Number:Rescale of 72 : 1 : 2 : 0

	f1-score	precision	recall	support
AFIB	0.746238	0.762630	0.730815	204.0
GSVT	0.770288	0.764062	0.776721	300.0
SB	0.786431	0.785464	0.787402	892.0
SR	0.779792	0.779114	0.780477	681.0
macro avg	0.770687	0.772818	0.768854	2077.0
micro avg	0.778031	0.778031	0.778031	2077.0
weighted avg	0.777975	0.778048	0.778031	2077.0

The result of Model Number:Dataset Number:Featuregroup Number:Rescale of 72 : 1 : 2 : 1

	f1-score	precision	recall	support
AFIB	0.734191	0.731814	0.736606	875.0
GSVT	0.742704	0.745012	0.740485	691.0
SB	0.783674	0.781968	0.785390	1553.0
SR	0.769222	0.772851	0.765656	907.0
macro avg	0.757448	0.757911	0.757034	4026.0
micro avg	0.762634	0.762634	0.762634	4026.0
weighted avg	0.762632	0.762671	0.762634	4026.0

The result of Model Number:Dataset Number:Featuregroup Number:Rescale of 72 : 1 : 3 : 0

	f1-score	precision	recall	support
AFIB	0.685762	0.680307	0.691371	875.0
GSVT	0.658571	0.646050	0.671643	691.0
SB	0.691195	0.638033	0.754032	1553.0
SR	0.529263	0.676740	0.434660	907.0
macro avg	0.641198	0.660282	0.637927	4026.0
micro avg	0.654323	0.654323	0.654323	4026.0
weighted avg	0.647934	0.657317	0.654323	4026.0

The result of Model Number:Dataset Number:Featuregroup Number:Rescale of 72 : 1 : 3 : 1

	f1-score	precision	recall	support
AFIB	0.798115	0.804365	0.792003	875.0

GSVT 0.800220 0.790007 0.810749 691.0
SB 0.839340 0.835974 0.842742 1553.0
SR 0.821607 0.829672 0.813728 907.0
macro avg 0.814820 0.815004 0.814806 4026.0
micro avg 0.819687 0.819687 0.819687 4026.0
weighted avg 0.819671 0.819795 0.819687 4026.0
The result of Model Number:Dataset Number:Featuregroup Number:Rescale of 72 : 1 : 4 :
0

f1-score precision recall support
AFIB 0.807393 0.805680 0.809150 875.0
GSVT 0.820007 0.816076 0.824044 691.0
SB 0.863054 0.852751 0.873611 1553.0
SR 0.822946 0.846261 0.800898 907.0
macro avg 0.828350 0.830192 0.826926 4026.0
micro avg 0.834713 0.834713 0.834713 4026.0
weighted avg 0.834532 0.834764 0.834713 4026.0
The result of Model Number:Dataset Number:Featuregroup Number:Rescale of 72 : 1 : 4 :
1

f1-score precision recall support
AFIB 0.734516 0.725155 0.744147 875.0
GSVT 0.701329 0.706155 0.696587 691.0
SB 0.742582 0.699671 0.791117 1553.0
SR 0.605601 0.700664 0.533286 907.0
macro avg 0.696007 0.707911 0.691284 4026.0
micro avg 0.706598 0.706598 0.706598 4026.0
weighted avg 0.702889 0.706546 0.706598 4026.0
The result of Model Number:Dataset Number:Featuregroup Number:Rescale of 72 : 1 : 5 :
0

f1-score precision recall support
AFIB 0.819098 0.795499 0.898708 875.0
GSVT 0.902756 0.899873 0.905774 691.0
SB 0.762059 0.750828 0.773693 1553.0
SR 0.912475 0.930285 0.895448 907.0
macro avg 0.849097 0.844121 0.868406 4026.0
micro avg 0.850963 0.850963 0.850963 4026.0
weighted avg 0.832491 0.826547 0.850963 4026.0
The result of Model Number:Dataset Number:Featuregroup Number:Rescale of 72 : 1 : 5 :
1

f1-score precision recall support
AFIB 0.726564 0.810345 0.658580 204.0
GSVT 0.856693 0.841782 0.872325 300.0
SB 0.914684 0.910629 0.918784 892.0
SR 0.893457 0.881241 0.906044 681.0
macro avg 0.847850 0.860999 0.838933 2077.0

micro avg 0.882339 0.882339 0.882339 2077.0
weighted avg 0.880871 0.881199 0.882339 2077.0
The result of Model Number:Dataset Number:Featuregroup Number:Rescale of 72 : 1 : 6 :
0

	f1-score	precision	recall	support
AFIB	0.699633	0.733129	0.669228	204.0
GSVT	0.736902	0.729013	0.744990	300.0
SB	0.752554	0.748397	0.756768	892.0
SR	0.744053	0.743408	0.744712	681.0
macro avg	0.733285	0.738487	0.728925	2077.0
micro avg	0.742516	0.742516	0.742516	2077.0
weighted avg	0.742308	0.742462	0.742516	2077.0

The result of Model Number:Dataset Number:Featuregroup Number:Rescale of 72 : 1 : 6 :
1

	f1-score	precision	recall	support
AFIB	0.646140	0.641165	0.651243	875.0
GSVT	0.654529	0.657568	0.651661	691.0
SB	0.701419	0.697688	0.705206	1553.0
SR	0.680753	0.690324	0.671519	907.0
macro avg	0.670711	0.671686	0.669907	4026.0
micro avg	0.676698	0.676698	0.676698	4026.0
weighted avg	0.676701	0.676859	0.676698	4026.0

The result of Model Number:Dataset Number:Featuregroup Number:Rescale of 72 : 1 : 7 :
0

	f1-score	precision	recall	support
AFIB	0.775811	0.767429	0.883131	204.0
GSVT	0.928208	0.920976	0.935634	300.0
SB	0.757506	0.755922	0.759098	892.0
SR	0.939324	0.939061	0.939600	681.0
macro avg	0.850212	0.845847	0.879366	2077.0
micro avg	0.855961	0.855961	0.855961	2077.0
weighted avg	0.843574	0.840939	0.855961	2077.0

The result of Model Number:Dataset Number:Featuregroup Number:Rescale of 72 : 1 : 7 :
1

	f1-score	precision	recall	support
AFIB	0.711911	0.713349	0.710495	204.0
GSVT	0.731717	0.729542	0.733910	300.0
SB	0.743842	0.743178	0.744508	892.0
SR	0.737448	0.738864	0.736047	681.0
macro avg	0.731229	0.731233	0.731240	2077.0
micro avg	0.736862	0.736862	0.736862	2077.0
weighted avg	0.736858	0.736864	0.736862	2077.0

The result of Model Number:Dataset Number:Featuregroup Number:Rescale of 72 : 1 : 8 :
0

f1-score precision recall support
AFIB 0.761740 0.768517 0.755121 875.0
GSVT 0.777728 0.769194 0.786504 691.0
SB 0.836442 0.829930 0.843065 1553.0
SR 0.808646 0.820108 0.797503 907.0
macro avg 0.796139 0.796937 0.795548 4026.0
micro avg 0.803979 0.803979 0.803979 4026.0
weighted avg 0.803867 0.803945 0.803979 4026.0
The result of Model Number:Dataset Number:Featuregroup Number:Rescale of 72 : 1 : 8 :
1

f1-score precision recall support
AFIB 0.694700 0.705981 0.683811 875.0
GSVT 0.738834 0.741149 0.736577 691.0
SB 0.803814 0.801044 0.806607 1553.0
SR 0.760977 0.752502 0.769693 907.0
macro avg 0.749581 0.750169 0.749172 4026.0
micro avg 0.759583 0.759583 0.759583 4026.0
weighted avg 0.759296 0.759167 0.759583 4026.0
The result of Model Number:Dataset Number:Featuregroup Number:Rescale of 72 : 1 : 9 :
0

f1-score precision recall support
AFIB 0.814307 0.817632 0.811034 875.0
GSVT 0.758276 0.791742 0.727650 691.0
SB 0.814344 0.737690 0.908787 1553.0
SR 0.614288 0.764539 0.513600 907.0
macro avg 0.750304 0.777901 0.740268 4026.0
micro avg 0.767422 0.767422 0.767422 4026.0
weighted avg 0.759643 0.770390 0.767422 4026.0
The result of Model Number:Dataset Number:Featuregroup Number:Rescale of 72 : 1 : 9 :
1

f1-score precision recall support
AFIB 0.786719 0.784445 0.789078 875.0
GSVT 0.801300 0.800648 0.802008 691.0
SB 0.851097 0.847572 0.854658 1553.0
SR 0.825546 0.834615 0.816716 907.0
macro avg 0.816165 0.816820 0.815615 4026.0
micro avg 0.822821 0.822821 0.822821 4026.0
weighted avg 0.822802 0.822879 0.822821 4026.0
The result of Model Number:Dataset Number:Featuregroup Number:Rescale of 72 : 1 :
10 : 0

f1-score precision recall support
AFIB 0.634776 0.639053 0.630650 875.0
GSVT 0.646105 0.637131 0.655454 691.0
SB 0.688495 0.683781 0.693281 1553.0

SR 0.660594 0.672005 0.649601 907.0
macro avg 0.657493 0.657992 0.657247 4026.0
micro avg 0.663336 0.663336 0.663336 4026.0
weighted avg 0.663259 0.663400 0.663336 4026.0
The result of Model Number:Dataset Number:Featuregroup Number:Rescale of 72 : 1 :
10 : 1

f1-score precision recall support
AFIB 0.698861 0.718043 0.680729 204.0
GSVT 0.714668 0.703688 0.726063 300.0
SB 0.730370 0.723305 0.737575 892.0
SR 0.711910 0.720806 0.703236 681.0
macro avg 0.713952 0.716461 0.711901 2077.0
micro avg 0.719070 0.719070 0.719070 2077.0
weighted avg 0.718955 0.719135 0.719070 2077.0

The result of Model Number:Dataset Number:Featuregroup Number:Rescale of 73 : 0 : 0 :
0

f1-score precision recall support
AFIB 0.831257 0.843341 0.819891 204.0
GSVT 0.849590 0.838096 0.861472 300.0
SB 0.862376 0.853389 0.871561 892.0
SR 0.845284 0.859272 0.831759 681.0
macro avg 0.847127 0.848524 0.846171 2077.0
micro avg 0.851979 0.851979 0.851979 2077.0
weighted avg 0.851869 0.852122 0.851979 2077.0

The result of Model Number:Dataset Number:Featuregroup Number:Rescale of 73 : 0 : 0 :
1

f1-score precision recall support
AFIB 0.895032 0.920220 0.871370 204.0
GSVT 0.918171 0.911726 0.924881 300.0
SB 0.943421 0.939646 0.947228 892.0
SR 0.930881 0.931463 0.930327 681.0
macro avg 0.921876 0.925764 0.918451 2077.0
micro avg 0.931008 0.931008 0.931008 2077.0
weighted avg 0.930909 0.931022 0.931008 2077.0

The result of Model Number:Dataset Number:Featuregroup Number:Rescale of 73 : 0 : 1 :
0

f1-score precision recall support
AFIB 0.631933 0.646816 0.617775 875.0
GSVT 0.666152 0.667834 0.664521 691.0
SB 0.724452 0.721449 0.727483 1553.0
SR 0.689320 0.678464 0.700562 907.0
macro avg 0.677964 0.678641 0.677585 4026.0
micro avg 0.686768 0.686768 0.686768 4026.0
weighted avg 0.686423 0.686342 0.686768 4026.0

The result of Model Number:Dataset Number:Featuregroup Number:Rescale of 73 : 0 : 1 : 1

	f1-score	precision	recall	support
AFIB	0.887279	0.879161	0.895587	875.0
GSVT	0.898648	0.906577	0.890991	691.0
SB	0.955234	0.950198	0.960337	1553.0
SR	0.933640	0.944891	0.922738	907.0
macro avg	0.918700	0.920207	0.917413	4026.0
micro avg	0.925892	0.925892	0.925892	4026.0
weighted avg	0.925888	0.926077	0.925892	4026.0

The result of Model Number:Dataset Number:Featuregroup Number:Rescale of 73 : 0 : 2 : 0

	f1-score	precision	recall	support
AFIB	0.706704	0.725805	0.688730	204.0
GSVT	0.712529	0.702040	0.723434	300.0
SB	0.726331	0.718604	0.734229	892.0
SR	0.712860	0.722655	0.703338	681.0
macro avg	0.714606	0.717276	0.712433	2077.0
micro avg	0.718072	0.718072	0.718072	2077.0
weighted avg	0.717993	0.718247	0.718072	2077.0

The result of Model Number:Dataset Number:Featuregroup Number:Rescale of 73 : 0 : 2 : 1

	f1-score	precision	recall	support
AFIB	0.663451	0.666738	0.660266	875.0
GSVT	0.670056	0.671022	0.669195	691.0
SB	0.705325	0.702052	0.708636	1553.0
SR	0.692341	0.694074	0.690654	907.0
macro avg	0.682793	0.683472	0.682188	4026.0
micro avg	0.687303	0.687303	0.687303	4026.0
weighted avg	0.687246	0.687254	0.687303	4026.0

The result of Model Number:Dataset Number:Featuregroup Number:Rescale of 73 : 0 : 3 : 0

	f1-score	precision	recall	support
AFIB	0.881221	0.897575	0.865671	204.0
GSVT	0.900598	0.895876	0.905389	300.0
SB	0.914976	0.911724	0.918257	892.0
SR	0.905556	0.907188	0.903969	681.0
macro avg	0.900588	0.903091	0.898322	2077.0
micro avg	0.906549	0.906549	0.906549	2077.0
weighted avg	0.906496	0.906558	0.906549	2077.0

The result of Model Number:Dataset Number:Featuregroup Number:Rescale of 73 : 0 : 3 : 1

	f1-score	precision	recall	support
AFIB	0.719721	0.711769	0.727867	875.0

GSVT 0.732689 0.737200 0.728245 691.0
SB 0.779807 0.778509 0.781112 1553.0
SR 0.760819 0.767933 0.753855 907.0
macro avg 0.748259 0.748853 0.747770 4026.0
micro avg 0.754326 0.754326 0.754326 4026.0
weighted avg 0.754383 0.754531 0.754326 4026.0
The result of Model Number:Dataset Number:Featuregroup Number:Rescale of 73 : 0 : 4 :
0

f1-score precision recall support
AFIB 0.799726 0.859844 0.748299 204.0
GSVT 0.762675 0.786883 0.740027 300.0
SB 0.794599 0.755279 0.838244 892.0
SR 0.703399 0.733632 0.675630 681.0
macro avg 0.765100 0.783910 0.750550 2077.0
micro avg 0.761906 0.761906 0.761906 2077.0
weighted avg 0.760589 0.763017 0.761906 2077.0
The result of Model Number:Dataset Number:Featuregroup Number:Rescale of 73 : 0 : 4 :
1

f1-score precision recall support
AFIB 0.708819 0.724388 0.694169 204.0
GSVT 0.731662 0.725748 0.737773 300.0
SB 0.746996 0.746077 0.747918 892.0
SR 0.740690 0.740046 0.741340 681.0
macro avg 0.732042 0.734065 0.730300 2077.0
micro avg 0.739017 0.739017 0.739017 2077.0
weighted avg 0.738964 0.739033 0.739017 2077.0
The result of Model Number:Dataset Number:Featuregroup Number:Rescale of 73 : 0 : 5 :
0

f1-score precision recall support
AFIB 0.879263 0.892180 0.866794 204.0
GSVT 0.901540 0.893876 0.909356 300.0
SB 0.917121 0.913452 0.920822 892.0
SR 0.908051 0.912508 0.903648 681.0
macro avg 0.901494 0.903004 0.900155 2077.0
micro avg 0.908229 0.908229 0.908229 2077.0
weighted avg 0.908179 0.908226 0.908229 2077.0
The result of Model Number:Dataset Number:Featuregroup Number:Rescale of 73 : 0 : 5 :
1

f1-score precision recall support
AFIB 0.644781 0.653062 0.636739 875.0
GSVT 0.651914 0.646642 0.657377 691.0
SB 0.697361 0.695265 0.699472 1553.0
SR 0.680093 0.679807 0.680388 907.0
macro avg 0.668537 0.668694 0.668494 4026.0

micro avg 0.674314 0.674314 0.674314 4026.0
weighted avg 0.674243 0.674265 0.674314 4026.0
The result of Model Number:Dataset Number:Featuregroup Number:Rescale of 73 : 0 : 6 :
0

	f1-score	precision	recall	support
AFIB	0.809740	0.809341	0.810201	875.0
GSVT	0.827317	0.823247	0.831480	691.0
SB	0.865389	0.859731	0.871127	1553.0
SR	0.840754	0.854449	0.827513	907.0
macro avg	0.835800	0.836692	0.835080	4026.0
micro avg	0.841255	0.841255	0.841255	4026.0
weighted avg	0.841210	0.841328	0.841255	4026.0

The result of Model Number:Dataset Number:Featuregroup Number:Rescale of 73 : 0 : 6 :
1

	f1-score	precision	recall	support
AFIB	0.641501	0.704390	0.589548	204.0
GSVT	0.752650	0.742505	0.763196	300.0
SB	0.799079	0.796413	0.801765	892.0
SR	0.778312	0.767877	0.789054	681.0
macro avg	0.742885	0.752796	0.735891	2077.0
micro avg	0.771183	0.771183	0.771183	2077.0
weighted avg	0.770086	0.770232	0.771183	2077.0

The result of Model Number:Dataset Number:Featuregroup Number:Rescale of 73 : 0 : 7 :
0

	f1-score	precision	recall	support
AFIB	0.905300	0.941840	0.871561	204.0
GSVT	0.938989	0.923735	0.954916	300.0
SB	0.963281	0.955536	0.971164	892.0
SR	0.937365	0.944115	0.930760	681.0
macro avg	0.936234	0.941307	0.932100	2077.0
micro avg	0.945787	0.945787	0.945787	2077.0
weighted avg	0.945580	0.945853	0.945787	2077.0

The result of Model Number:Dataset Number:Featuregroup Number:Rescale of 73 : 0 : 7 :
1

	f1-score	precision	recall	support
AFIB	0.688320	0.682232	0.694546	875.0
GSVT	0.625802	0.606042	0.696217	691.0
SB	0.564195	0.541705	0.599365	1553.0
SR	0.581484	0.587501	0.575627	907.0
macro avg	0.614950	0.604370	0.641439	4026.0
micro avg	0.631327	0.631327	0.631327	4026.0
weighted avg	0.605641	0.593606	0.631327	4026.0

The result of Model Number:Dataset Number:Featuregroup Number:Rescale of 73 : 0 : 8 :
0

f1-score precision recall support
AFIB 0.750834 0.789625 0.715900 204.0
GSVT 0.787314 0.779618 0.795180 300.0
SB 0.801196 0.794750 0.807751 892.0
SR 0.791300 0.792263 0.790371 681.0
macro avg 0.782661 0.789064 0.777301 2077.0
micro avg 0.791215 0.791215 0.791215 2077.0
weighted avg 0.791000 0.791246 0.791215 2077.0
The result of Model Number:Dataset Number:Featuregroup Number:Rescale of 73 : 0 : 8 :
1

f1-score precision recall support
AFIB 0.738087 0.799702 0.686758 204.0
GSVT 0.791684 0.781729 0.802218 300.0
SB 0.811894 0.800520 0.823691 892.0
SR 0.789747 0.793447 0.786467 681.0
macro avg 0.782853 0.793850 0.774784 2077.0
micro avg 0.794935 0.794935 0.794935 2077.0
weighted avg 0.794464 0.795407 0.794935 2077.0
The result of Model Number:Dataset Number:Featuregroup Number:Rescale of 73 : 0 : 9 :
0

f1-score precision recall support
AFIB 0.828515 0.884674 0.779612 204.0
GSVT 0.780657 0.803820 0.759086 300.0
SB 0.815982 0.776811 0.859778 892.0
SR 0.724034 0.756905 0.694687 681.0
macro avg 0.787297 0.805552 0.773291 2077.0
micro avg 0.783231 0.783231 0.783231 2077.0
weighted avg 0.781963 0.784780 0.783231 2077.0
The result of Model Number:Dataset Number:Featuregroup Number:Rescale of 73 : 0 : 9 :
1

f1-score precision recall support
AFIB 0.647636 0.639997 0.655485 875.0
GSVT 0.660362 0.666105 0.654723 691.0
SB 0.703783 0.701089 0.706500 1553.0
SR 0.687177 0.695486 0.679073 907.0
macro avg 0.674739 0.675669 0.673945 4026.0
micro avg 0.680347 0.680347 0.680347 4026.0
weighted avg 0.680386 0.680545 0.680347 4026.0
The result of Model Number:Dataset Number:Featuregroup Number:Rescale of 73 : 0 :
10 : 0

f1-score precision recall support
AFIB 0.661427 0.657102 0.665867 875.0
GSVT 0.681086 0.686881 0.675479 691.0
SB 0.725108 0.723529 0.726696 1553.0

SR 0.707437 0.710277 0.704629 907.0
macro avg 0.693764 0.694447 0.693168 4026.0
micro avg 0.699713 0.699713 0.699713 4026.0
weighted avg 0.699731 0.699816 0.699713 4026.0
The result of Model Number:Dataset Number:Featuregroup Number:Rescale of 73 : 0 :
10 : 1

f1-score precision recall support
AFIB 0.715577 0.729363 0.702641 204.0
GSVT 0.729015 0.717169 0.741390 300.0
SB 0.741186 0.732346 0.750243 892.0
SR 0.727398 0.741035 0.714265 681.0
macro avg 0.728294 0.729979 0.727135 2077.0
micro avg 0.732493 0.732493 0.732493 2077.0
weighted avg 0.732392 0.732710 0.732493 2077.0
The result of Model Number:Dataset Number:Featuregroup Number:Rescale of 73 : 1 : 0 :
0

f1-score precision recall support
AFIB 0.697989 0.699760 0.696251 875.0
GSVT 0.710306 0.702612 0.718200 691.0
SB 0.748624 0.740155 0.757299 1553.0
SR 0.714395 0.733953 0.695881 907.0
macro avg 0.717828 0.719120 0.716908 4026.0
micro avg 0.723484 0.723484 0.723484 4026.0
weighted avg 0.723331 0.723535 0.723484 4026.0
The result of Model Number:Dataset Number:Featuregroup Number:Rescale of 73 : 1 : 0 :
1

f1-score precision recall support
AFIB 0.914063 0.937603 0.891712 204.0
GSVT 0.838812 0.801473 0.946599 300.0
SB 0.962360 0.960108 0.964624 892.0
SR 0.763458 0.763601 0.763324 681.0
macro avg 0.869673 0.865696 0.891565 2077.0
micro avg 0.888858 0.888858 0.888858 2077.0
weighted avg 0.874556 0.870555 0.888858 2077.0
The result of Model Number:Dataset Number:Featuregroup Number:Rescale of 73 : 1 : 1 :
0

f1-score precision recall support
AFIB 0.705533 0.699225 0.711987 875.0
GSVT 0.716861 0.719697 0.714073 691.0
SB 0.764327 0.762908 0.765754 1553.0
SR 0.744959 0.751845 0.738225 907.0
macro avg 0.732920 0.733419 0.732510 4026.0
micro avg 0.738996 0.738996 0.738996 4026.0
weighted avg 0.739039 0.739159 0.738996 4026.0

The result of Model Number:Dataset Number:Featuregroup Number:Rescale of 73 : 1 : 1 : 1

	f1-score	precision	recall	support
AFIB	0.801185	0.811126	0.791753	204.0
GSVT	0.815551	0.809978	0.821286	300.0
SB	0.834864	0.833560	0.836173	892.0
SR	0.828867	0.830211	0.827534	681.0
macro avg	0.820116	0.821219	0.819187	2077.0
micro avg	0.826827	0.826827	0.826827	2077.0
weighted avg	0.826800	0.826852	0.826827	2077.0

The result of Model Number:Dataset Number:Featuregroup Number:Rescale of 73 : 1 : 2 : 0

	f1-score	precision	recall	support
AFIB	0.689693	0.703058	0.677137	204.0
GSVT	0.716438	0.710448	0.722662	300.0
SB	0.729806	0.728342	0.731279	892.0
SR	0.722847	0.723596	0.722103	681.0
macro avg	0.714696	0.716361	0.713295	2077.0
micro avg	0.721708	0.721708	0.721708	2077.0
weighted avg	0.721654	0.721718	0.721708	2077.0

The result of Model Number:Dataset Number:Featuregroup Number:Rescale of 73 : 1 : 2 : 1

	f1-score	precision	recall	support
AFIB	0.900075	0.929965	0.872388	204.0
GSVT	0.934233	0.926738	0.941991	300.0
SB	0.954874	0.950951	0.958833	892.0
SR	0.945956	0.945817	0.946095	681.0
macro avg	0.933785	0.938368	0.929827	2077.0
micro avg	0.943733	0.943733	0.943733	2077.0
weighted avg	0.943586	0.943709	0.943733	2077.0

The result of Model Number:Dataset Number:Featuregroup Number:Rescale of 73 : 1 : 3 : 0

	f1-score	precision	recall	support
AFIB	0.839529	0.873414	0.808242	204.0
GSVT	0.870771	0.856625	0.885541	300.0
SB	0.893298	0.886116	0.900608	892.0
SR	0.869265	0.875524	0.863140	681.0
macro avg	0.868215	0.872920	0.864383	2077.0
micro avg	0.877075	0.877075	0.877075	2077.0
weighted avg	0.876883	0.877136	0.877075	2077.0

The result of Model Number:Dataset Number:Featuregroup Number:Rescale of 73 : 1 : 3 : 1

	f1-score	precision	recall	support
AFIB	0.830411	0.833268	0.827678	875.0

GSVT 0.846176 0.829294 0.863913 691.0
SB 0.895745 0.890901 0.900647 1553.0
SR 0.861100 0.881121 0.842019 907.0
macro avg 0.858358 0.858646 0.858564 4026.0
micro avg 0.865275 0.865275 0.865275 4026.0
weighted avg 0.865233 0.865598 0.865275 4026.0
The result of Model Number:Dataset Number:Featuregroup Number:Rescale of 73 : 1 : 4 :
0

f1-score precision recall support
AFIB 0.714950 0.728089 0.702365 204.0
GSVT 0.726959 0.722199 0.731803 300.0
SB 0.739394 0.735784 0.743041 892.0
SR 0.731752 0.734794 0.728745 681.0
macro avg 0.728264 0.730216 0.726488 2077.0
micro avg 0.732735 0.732735 0.732735 2077.0
weighted avg 0.732692 0.732741 0.732735 2077.0
The result of Model Number:Dataset Number:Featuregroup Number:Rescale of 73 : 1 : 4 :
1

f1-score precision recall support
AFIB 0.665043 0.649544 0.681408 875.0
GSVT 0.638418 0.645436 0.631594 691.0
SB 0.671833 0.628450 0.721665 1553.0
SR 0.537697 0.645671 0.460950 907.0
macro avg 0.628248 0.642275 0.623904 4026.0
micro avg 0.638721 0.638721 0.638721 4026.0
weighted avg 0.634403 0.639829 0.638721 4026.0
The result of Model Number:Dataset Number:Featuregroup Number:Rescale of 73 : 1 : 5 :
0

f1-score precision recall support
AFIB 0.686979 0.709793 0.665847 204.0
GSVT 0.713050 0.707329 0.718971 300.0
SB 0.728804 0.725810 0.731826 892.0
SR 0.721997 0.721891 0.722104 681.0
macro avg 0.712708 0.716206 0.709687 2077.0
micro avg 0.720301 0.720301 0.720301 2077.0
weighted avg 0.720189 0.720282 0.720301 2077.0
The result of Model Number:Dataset Number:Featuregroup Number:Rescale of 73 : 1 : 5 :
1

f1-score precision recall support
AFIB 0.851453 0.874823 0.829362 204.0
GSVT 0.870711 0.857334 0.884594 300.0
SB 0.889841 0.881234 0.898620 892.0
SR 0.867351 0.878189 0.856783 681.0
macro avg 0.869839 0.872895 0.867340 2077.0

micro avg 0.876074 0.876074 0.876074 2077.0
weighted avg 0.875934 0.876154 0.876074 2077.0
The result of Model Number:Dataset Number:Featuregroup Number:Rescale of 73 : 1 : 6 :
0

	f1-score	precision	recall	support
AFIB	0.748458	0.745539	0.751453	875.0
GSVT	0.762465	0.764073	0.760909	691.0
SB	0.809383	0.807365	0.811415	1553.0
SR	0.790712	0.796023	0.785488	907.0
macro avg	0.777754	0.778250	0.777316	4026.0
micro avg	0.783873	0.783873	0.783873	4026.0
weighted avg	0.783883	0.783942	0.783873	4026.0

The result of Model Number:Dataset Number:Featuregroup Number:Rescale of 73 : 1 : 6 :
1

	f1-score	precision	recall	support
AFIB	0.819886	0.826724	0.813442	204.0
GSVT	0.841545	0.837669	0.845473	300.0
SB	0.854236	0.851201	0.857297	892.0
SR	0.846346	0.850136	0.842633	681.0
macro avg	0.840503	0.841433	0.839711	2077.0
micro avg	0.846474	0.846474	0.846474	2077.0
weighted avg	0.846442	0.846493	0.846474	2077.0

The result of Model Number:Dataset Number:Featuregroup Number:Rescale of 73 : 1 : 7 :
0

	f1-score	precision	recall	support
AFIB	0.770272	0.768779	0.771871	875.0
GSVT	0.784736	0.771006	0.799039	691.0
SB	0.840674	0.828746	0.852959	1553.0
SR	0.796340	0.831840	0.763780	907.0
macro avg	0.798005	0.800093	0.796912	4026.0
micro avg	0.805990	0.805990	0.805990	4026.0
weighted avg	0.805784	0.806500	0.805990	4026.0

The result of Model Number:Dataset Number:Featuregroup Number:Rescale of 73 : 1 : 7 :
1

	f1-score	precision	recall	support
AFIB	0.852728	0.854255	0.851233	875.0
GSVT	0.816544	0.820833	0.812322	691.0
SB	0.863706	0.816194	0.917099	1553.0
SR	0.717311	0.807387	0.645381	907.0
macro avg	0.812572	0.824667	0.806509	4026.0
micro avg	0.823586	0.823586	0.823586	4026.0
weighted avg	0.820245	0.823278	0.823586	4026.0

The result of Model Number:Dataset Number:Featuregroup Number:Rescale of 73 : 1 : 8 :
0

f1-score precision recall support
AFIB 0.656682 0.651732 0.745325 204.0
GSVT 0.796097 0.791384 0.800875 300.0
SB 0.651097 0.649738 0.652465 892.0
SR 0.805254 0.803965 0.806557 681.0
macro avg 0.727283 0.724205 0.751306 2077.0
micro avg 0.733545 0.733545 0.733545 2077.0
weighted avg 0.723134 0.720960 0.733545 2077.0
The result of Model Number:Dataset Number:Featuregroup Number:Rescale of 73 : 1 : 8 :
1

f1-score precision recall support
AFIB 0.844021 0.846739 0.841398 875.0
GSVT 0.855887 0.842298 0.869998 691.0
SB 0.901816 0.894286 0.909480 1553.0
SR 0.856484 0.878237 0.835814 907.0
macro avg 0.864552 0.865390 0.864172 4026.0
micro avg 0.871311 0.871311 0.871311 4026.0
weighted avg 0.871159 0.871414 0.871311 4026.0
The result of Model Number:Dataset Number:Featuregroup Number:Rescale of 73 : 1 : 9 :
0

f1-score precision recall support
AFIB 0.771009 0.768872 0.773215 875.0
GSVT 0.777110 0.780817 0.773516 691.0
SB 0.813498 0.810898 0.816117 1553.0
SR 0.800492 0.804359 0.796700 907.0
macro avg 0.790527 0.791236 0.789887 4026.0
micro avg 0.795107 0.795107 0.795107 4026.0
weighted avg 0.795088 0.795128 0.795107 4026.0
The result of Model Number:Dataset Number:Featuregroup Number:Rescale of 73 : 1 : 9 :
1

f1-score precision recall support
AFIB 0.793247 0.801690 0.785419 204.0
GSVT 0.816559 0.811118 0.822312 300.0
SB 0.833815 0.833069 0.834562 892.0
SR 0.826784 0.827887 0.825689 681.0
macro avg 0.817601 0.818441 0.816996 2077.0
micro avg 0.825057 0.825057 0.825057 2077.0
weighted avg 0.825032 0.825118 0.825057 2077.0
The result of Model Number:Dataset Number:Featuregroup Number:Rescale of 73 : 1 :
10 : 0

f1-score precision recall support
AFIB 0.674610 0.678154 0.671143 875.0
GSVT 0.685995 0.687268 0.684813 691.0
SB 0.726562 0.721403 0.731800 1553.0

SR 0.712632 0.717023 0.708311 907.0
macro avg 0.699950 0.700962 0.699017 4026.0
micro avg 0.705261 0.705261 0.705261 4026.0
weighted avg 0.705170 0.705158 0.705261 4026.0
The result of Model Number:Dataset Number:Featuregroup Number:Rescale of 73 : 1 :
10 : 1

f1-score precision recall support
AFIB 0.821162 0.822086 0.820390 204.0
GSVT 0.840015 0.838140 0.841963 300.0
SB 0.857820 0.856675 0.858973 892.0
SR 0.851395 0.853540 0.849273 681.0
macro avg 0.842598 0.842610 0.842650 2077.0
micro avg 0.849546 0.849546 0.849546 2077.0
weighted avg 0.849541 0.849572 0.849546 2077.0

The result of Model Number:Dataset Number:Featuregroup Number:Rescale of 74 : 0 : 0 :
0

f1-score precision recall support
AFIB 0.634351 0.634653 0.634140 875.0
GSVT 0.650779 0.645146 0.656534 691.0
SB 0.695035 0.689970 0.700181 1553.0
SR 0.665342 0.678568 0.652656 907.0
macro avg 0.661377 0.662084 0.660878 4026.0
micro avg 0.667630 0.667630 0.667630 4026.0
weighted avg 0.667561 0.667686 0.667630 4026.0

The result of Model Number:Dataset Number:Featuregroup Number:Rescale of 74 : 0 : 0 :
1

f1-score precision recall support
AFIB 0.628321 0.623968 0.632861 875.0
GSVT 0.638014 0.640603 0.635549 691.0
SB 0.692247 0.685048 0.699601 1553.0
SR 0.657294 0.672589 0.642740 907.0
macro avg 0.653969 0.655552 0.652688 4026.0
micro avg 0.661293 0.661293 0.661293 4026.0
weighted avg 0.661171 0.661338 0.661293 4026.0

The result of Model Number:Dataset Number:Featuregroup Number:Rescale of 74 : 0 : 1 :
0

f1-score precision recall support
AFIB 0.680854 0.689303 0.672839 204.0
GSVT 0.693063 0.688327 0.697936 300.0
SB 0.709475 0.708367 0.710587 892.0
SR 0.704378 0.705521 0.703246 681.0
macro avg 0.696943 0.697879 0.696152 2077.0
micro avg 0.702646 0.702646 0.702646 2077.0
weighted avg 0.702622 0.702667 0.702646 2077.0

The result of Model Number:Dataset Number:Featuregroup Number:Rescale of 74 : 0 : 1 :
1

	f1-score	precision	recall	support
AFIB	0.743308	0.767450	0.720784	204.0
GSVT	0.763829	0.754090	0.773977	300.0
SB	0.785379	0.782417	0.788372	892.0
SR	0.774394	0.775797	0.773027	681.0
macro avg	0.766728	0.769939	0.764040	2077.0
micro avg	0.774623	0.774623	0.774623	2077.0
weighted avg	0.774533	0.774685	0.774623	2077.0

The result of Model Number:Dataset Number:Featuregroup Number:Rescale of 74 : 0 : 2 :
0

	f1-score	precision	recall	support
AFIB	0.806722	0.815321	0.798434	204.0
GSVT	0.821558	0.817051	0.826206	300.0
SB	0.840522	0.839121	0.841933	892.0
SR	0.833516	0.834873	0.832173	681.0
macro avg	0.825579	0.826592	0.824687	2077.0
micro avg	0.832189	0.832189	0.832189	2077.0
weighted avg	0.832166	0.832203	0.832189	2077.0

The result of Model Number:Dataset Number:Featuregroup Number:Rescale of 74 : 0 : 2 :
1

	f1-score	precision	recall	support
AFIB	0.730810	0.742391	0.719682	204.0
GSVT	0.749594	0.743215	0.756088	300.0
SB	0.762536	0.760837	0.764246	892.0
SR	0.755311	0.756990	0.753654	681.0
macro avg	0.749563	0.750858	0.748418	2077.0
micro avg	0.755218	0.755218	0.755218	2077.0
weighted avg	0.755182	0.755219	0.755218	2077.0

The result of Model Number:Dataset Number:Featuregroup Number:Rescale of 74 : 0 : 3 :
0

	f1-score	precision	recall	support
AFIB	0.725531	0.735342	0.716282	204.0
GSVT	0.753089	0.751867	0.754342	300.0
SB	0.769444	0.768419	0.770478	892.0
SR	0.761579	0.760603	0.762584	681.0
macro avg	0.752411	0.754058	0.750922	2077.0
micro avg	0.760236	0.760236	0.760236	2077.0
weighted avg	0.760190	0.760217	0.760236	2077.0

The result of Model Number:Dataset Number:Featuregroup Number:Rescale of 74 : 0 : 3 :
1

	f1-score	precision	recall	support
AFIB	0.688432	0.690142	0.686777	875.0

GSVT 0.700288 0.702392 0.698285 691.0
SB 0.742879 0.737837 0.747996 1553.0
SR 0.728743 0.734153 0.723440 907.0
macro avg 0.715086 0.716131 0.714125 4026.0
micro avg 0.720627 0.720627 0.720627 4026.0
weighted avg 0.720551 0.720557 0.720627 4026.0
The result of Model Number:Dataset Number:Featuregroup Number:Rescale of 74 : 0 : 4 :
0

f1-score precision recall support
AFIB 0.666763 0.710206 0.628623 204.0
GSVT 0.695972 0.678865 0.714059 300.0
SB 0.716384 0.707181 0.725854 892.0
SR 0.697776 0.706108 0.689685 681.0
macro avg 0.694224 0.700590 0.689555 2077.0
micro avg 0.702741 0.702741 0.702741 2077.0
weighted avg 0.702461 0.703037 0.702741 2077.0
The result of Model Number:Dataset Number:Featuregroup Number:Rescale of 74 : 0 : 4 :
1

f1-score precision recall support
AFIB 0.901865 0.910589 0.893469 204.0
GSVT 0.933778 0.931937 0.935641 300.0
SB 0.953295 0.951607 0.955002 892.0
SR 0.944507 0.944964 0.944090 681.0
macro avg 0.933361 0.934774 0.932051 2077.0
micro avg 0.942584 0.942584 0.942584 2077.0
weighted avg 0.942543 0.942559 0.942584 2077.0
The result of Model Number:Dataset Number:Featuregroup Number:Rescale of 74 : 0 : 5 :
0

f1-score precision recall support
AFIB 0.731726 0.746338 0.717786 204.0
GSVT 0.739943 0.730698 0.749538 300.0
SB 0.754070 0.746860 0.761422 892.0
SR 0.740376 0.750088 0.730932 681.0
macro avg 0.741529 0.743496 0.739919 2077.0
micro avg 0.745423 0.745423 0.745423 2077.0
weighted avg 0.745345 0.745533 0.745423 2077.0
The result of Model Number:Dataset Number:Featuregroup Number:Rescale of 74 : 0 : 5 :
1

f1-score precision recall support
AFIB 0.664564 0.663203 0.666413 875.0
GSVT 0.673629 0.666558 0.680973 691.0
SB 0.710453 0.700860 0.720451 1553.0
SR 0.675882 0.701657 0.652087 907.0
macro avg 0.681132 0.683069 0.679981 4026.0

micro avg 0.686529 0.686529 0.686529 4026.0
weighted avg 0.686371 0.686968 0.686529 4026.0
The result of Model Number:Dataset Number:Featuregroup Number:Rescale of 74 : 0 : 6 :
0

	f1-score	precision	recall	support
AFIB	0.664075	0.665406	0.662777	875.0
GSVT	0.665719	0.662125	0.669370	691.0
SB	0.695900	0.692182	0.699663	1553.0
SR	0.679252	0.687307	0.671402	907.0
macro avg	0.676236	0.676755	0.675803	4026.0
micro avg	0.680080	0.680080	0.680080	4026.0
weighted avg	0.680053	0.680106	0.680080	4026.0

The result of Model Number:Dataset Number:Featuregroup Number:Rescale of 74 : 0 : 6 :
1

	f1-score	precision	recall	support
AFIB	0.632005	0.700272	0.575982	204.0
GSVT	0.732629	0.720714	0.745060	300.0
SB	0.781304	0.777747	0.784895	892.0
SR	0.762426	0.752724	0.772392	681.0
macro avg	0.727091	0.737864	0.719582	2077.0
micro avg	0.754523	0.754523	0.754523	2077.0
weighted avg	0.753420	0.753695	0.754523	2077.0

The result of Model Number:Dataset Number:Featuregroup Number:Rescale of 74 : 0 : 7 :
0

	f1-score	precision	recall	support
AFIB	0.703216	0.758025	0.656125	204.0
GSVT	0.724660	0.736927	0.712826	300.0
SB	0.768004	0.760935	0.775228	892.0
SR	0.737436	0.726742	0.748483	681.0
macro avg	0.733329	0.745657	0.723165	2077.0
micro avg	0.745748	0.745748	0.745748	2077.0
weighted avg	0.745357	0.745971	0.745748	2077.0

The result of Model Number:Dataset Number:Featuregroup Number:Rescale of 74 : 0 : 7 :
1

	f1-score	precision	recall	support
AFIB	0.801353	0.820389	0.783255	204.0
GSVT	0.827676	0.819915	0.835671	300.0
SB	0.845451	0.844505	0.846399	892.0
SR	0.837290	0.836449	0.838147	681.0
macro avg	0.827943	0.830315	0.825868	2077.0
micro avg	0.835942	0.835942	0.835942	2077.0
weighted avg	0.835877	0.835943	0.835942	2077.0

The result of Model Number:Dataset Number:Featuregroup Number:Rescale of 74 : 0 : 8 :
0

f1-score precision recall support
AFIB 0.808998 0.861709 0.762722 204.0
GSVT 0.844439 0.823683 0.866383 300.0
SB 0.869204 0.858039 0.880695 892.0
SR 0.846628 0.856737 0.836811 681.0
macro avg 0.842317 0.850042 0.836653 2077.0
micro avg 0.852652 0.852652 0.852652 2077.0
weighted avg 0.852312 0.853010 0.852652 2077.0
The result of Model Number:Dataset Number:Featuregroup Number:Rescale of 74 : 0 : 8 :
1

f1-score precision recall support
AFIB 0.669667 0.671367 0.668000 875.0
GSVT 0.681484 0.674102 0.689058 691.0
SB 0.718247 0.710122 0.726571 1553.0
SR 0.685408 0.704172 0.667645 907.0
macro avg 0.688702 0.689941 0.687819 4026.0
micro avg 0.694128 0.694128 0.694128 4026.0
weighted avg 0.693981 0.694177 0.694128 4026.0
The result of Model Number:Dataset Number:Featuregroup Number:Rescale of 74 : 0 : 9 :
0

f1-score precision recall support
AFIB 0.809921 0.812295 0.807622 875.0
GSVT 0.823322 0.812748 0.834282 691.0
SB 0.871350 0.869232 0.873482 1553.0
SR 0.849286 0.859365 0.839450 907.0
macro avg 0.838470 0.838410 0.838709 4026.0
micro avg 0.844773 0.844773 0.844773 4026.0
weighted avg 0.844785 0.844940 0.844773 4026.0
The result of Model Number:Dataset Number:Featuregroup Number:Rescale of 74 : 0 : 9 :
1

f1-score precision recall support
AFIB 0.796725 0.808431 0.785428 204.0
GSVT 0.816912 0.809967 0.823994 300.0
SB 0.831031 0.827706 0.834384 892.0
SR 0.822812 0.826850 0.818822 681.0
macro avg 0.816870 0.818238 0.815657 2077.0
micro avg 0.822972 0.822972 0.822972 2077.0
weighted avg 0.822927 0.822970 0.822972 2077.0
The result of Model Number:Dataset Number:Featuregroup Number:Rescale of 74 : 0 :
10 : 0

f1-score precision recall support
AFIB 0.689219 0.689342 0.689126 875.0
GSVT 0.696511 0.698864 0.694218 691.0
SB 0.731649 0.729126 0.734193 1553.0

SR 0.717755 0.720176 0.715377 907.0
macro avg 0.708783 0.709377 0.708228 4026.0
micro avg 0.713298 0.713298 0.713298 4026.0
weighted avg 0.713266 0.713269 0.713298 4026.0
The result of Model Number:Dataset Number:Featuregroup Number:Rescale of 74 : 0 :
10 : 1

f1-score precision recall support
AFIB 0.680414 0.681593 0.679249 875.0
GSVT 0.688664 0.680750 0.696820 691.0
SB 0.725187 0.716442 0.734150 1553.0
SR 0.690716 0.711645 0.670999 907.0
macro avg 0.696245 0.697608 0.695305 4026.0
micro avg 0.701584 0.701584 0.701584 4026.0
weighted avg 0.701422 0.701661 0.701584 4026.0
The result of Model Number:Dataset Number:Featuregroup Number:Rescale of 74 : 1 : 0 :
0

f1-score precision recall support
AFIB 0.788243 0.766380 0.813870 875.0
GSVT 0.798533 0.832168 0.772424 691.0
SB 0.877216 0.876773 0.877671 1553.0
SR 0.855209 0.860561 0.849929 907.0
macro avg 0.829800 0.833971 0.828474 4026.0
micro avg 0.839491 0.839491 0.839491 4026.0
weighted avg 0.839416 0.841473 0.839491 4026.0
The result of Model Number:Dataset Number:Featuregroup Number:Rescale of 74 : 1 : 0 :
1

f1-score precision recall support
AFIB 0.695443 0.708790 0.682630 875.0
GSVT 0.741320 0.742451 0.740239 691.0
SB 0.807203 0.803655 0.810787 1553.0
SR 0.762782 0.754490 0.771336 907.0
macro avg 0.751687 0.752347 0.751248 4026.0
micro avg 0.761938 0.761938 0.761938 4026.0
weighted avg 0.761598 0.761456 0.761938 4026.0
The result of Model Number:Dataset Number:Featuregroup Number:Rescale of 74 : 1 : 1 :
0

f1-score precision recall support
AFIB 0.858116 0.860749 0.855634 204.0
GSVT 0.880658 0.878420 0.882986 300.0
SB 0.900331 0.899231 0.901439 892.0
SR 0.892962 0.894679 0.891259 681.0
macro avg 0.883017 0.883270 0.882830 2077.0
micro avg 0.890937 0.890937 0.890937 2077.0
weighted avg 0.890927 0.890953 0.890937 2077.0

The result of Model Number:Dataset Number:Featuregroup Number:Rescale of 74 : 1 : 1 : 1

	f1-score	precision	recall	support
AFIB	0.798306	0.812957	0.784558	204.0
GSVT	0.828611	0.821948	0.835534	300.0
SB	0.843982	0.842475	0.845496	892.0
SR	0.835625	0.836369	0.834887	681.0
macro avg	0.826631	0.828437	0.825119	2077.0
micro avg	0.834593	0.834593	0.834593	2077.0
weighted avg	0.834535	0.834609	0.834593	2077.0

The result of Model Number:Dataset Number:Featuregroup Number:Rescale of 74 : 1 : 2 : 0

	f1-score	precision	recall	support
AFIB	0.640337	0.710643	0.582844	204.0
GSVT	0.747680	0.738333	0.757414	300.0
SB	0.795495	0.791436	0.799597	892.0
SR	0.776860	0.765998	0.788037	681.0
macro avg	0.740093	0.751603	0.731973	2077.0
micro avg	0.768424	0.768424	0.768424	2077.0
weighted avg	0.767239	0.767490	0.768424	2077.0

The result of Model Number:Dataset Number:Featuregroup Number:Rescale of 74 : 1 : 2 : 1

	f1-score	precision	recall	support
AFIB	0.776623	0.800176	0.754450	875.0
GSVT	0.829056	0.823307	0.834931	691.0
SB	0.907089	0.903619	0.910591	1553.0
SR	0.857887	0.845011	0.871212	907.0
macro avg	0.842664	0.843028	0.842796	4026.0
micro avg	0.854799	0.854799	0.854799	4026.0
weighted avg	0.854256	0.854149	0.854799	4026.0

The result of Model Number:Dataset Number:Featuregroup Number:Rescale of 74 : 1 : 3 : 0

	f1-score	precision	recall	support
AFIB	0.690583	0.700770	0.680764	204.0
GSVT	0.707536	0.704759	0.710358	300.0
SB	0.723250	0.721800	0.724709	892.0
SR	0.718120	0.718228	0.718018	681.0
macro avg	0.709873	0.711389	0.708462	2077.0
micro avg	0.716126	0.716126	0.716126	2077.0
weighted avg	0.716090	0.716102	0.716126	2077.0

The result of Model Number:Dataset Number:Featuregroup Number:Rescale of 74 : 1 : 3 : 1

	f1-score	precision	recall	support
AFIB	0.759708	0.777767	0.742553	204.0

GSVT 0.779431 0.776423 0.782543 300.0
SB 0.798745 0.796962 0.800535 892.0
SR 0.788696 0.787109 0.790317 681.0
macro avg 0.781645 0.784565 0.778987 2077.0
micro avg 0.788891 0.788891 0.788891 2077.0
weighted avg 0.788826 0.788880 0.788891 2077.0
The result of Model Number:Dataset Number:Featuregroup Number:Rescale of 74 : 1 : 4 :
0

f1-score precision recall support
AFIB 0.922107 0.931059 0.913897 204.0
GSVT 0.949748 0.945259 0.954532 300.0
SB 0.968981 0.967900 0.970067 892.0
SR 0.960455 0.961450 0.959467 681.0
macro avg 0.950323 0.951417 0.949491 2077.0
micro avg 0.958831 0.958831 0.958831 2077.0
weighted avg 0.958804 0.958896 0.958831 2077.0
The result of Model Number:Dataset Number:Featuregroup Number:Rescale of 74 : 1 : 4 :
1

f1-score precision recall support
AFIB 0.736795 0.743922 0.729936 204.0
GSVT 0.762867 0.761363 0.764389 300.0
SB 0.778812 0.777433 0.780207 892.0
SR 0.771632 0.772006 0.771292 681.0
macro avg 0.762527 0.763681 0.761456 2077.0
micro avg 0.770062 0.770062 0.770062 2077.0
weighted avg 0.770028 0.770041 0.770062 2077.0
The result of Model Number:Dataset Number:Featuregroup Number:Rescale of 74 : 1 : 5 :
0

f1-score precision recall support
AFIB 0.770686 0.797441 0.745772 204.0
GSVT 0.785463 0.776865 0.794351 300.0
SB 0.806373 0.800583 0.812249 892.0
SR 0.791972 0.795866 0.788130 681.0
macro avg 0.788624 0.792689 0.785125 2077.0
micro avg 0.795226 0.795226 0.795226 2077.0
weighted avg 0.795126 0.795302 0.795226 2077.0
The result of Model Number:Dataset Number:Featuregroup Number:Rescale of 74 : 1 : 5 :
1

f1-score precision recall support
AFIB 0.740490 0.741733 0.758843 204.0
GSVT 0.733528 0.761994 0.708059 300.0
SB 0.778066 0.735396 0.826312 892.0
SR 0.674417 0.736657 0.623583 681.0
macro avg 0.731625 0.743945 0.729199 2077.0

micro avg 0.736135 0.736135 0.736135 2077.0
weighted avg 0.733958 0.740274 0.736135 2077.0
The result of Model Number:Dataset Number:Featuregroup Number:Rescale of 74 : 1 : 6 :
0

f1-score precision recall support
AFIB 0.658840 0.674356 0.644079 875.0
GSVT 0.694515 0.696269 0.692816 691.0
SB 0.755298 0.752167 0.758458 1553.0
SR 0.718671 0.707352 0.730391 907.0
macro avg 0.706831 0.707536 0.706436 4026.0
micro avg 0.716010 0.716010 0.716010 4026.0
weighted avg 0.715650 0.715566 0.716010 4026.0

The result of Model Number:Dataset Number:Featuregroup Number:Rescale of 74 : 1 : 6 :
1

f1-score precision recall support
AFIB 0.746414 0.736045 0.757149 875.0
GSVT 0.773087 0.783400 0.763142 691.0
SB 0.821269 0.819586 0.822962 1553.0
SR 0.799894 0.806074 0.793808 907.0
macro avg 0.785166 0.786277 0.784265 4026.0
micro avg 0.791823 0.791823 0.791823 4026.0
weighted avg 0.791915 0.792175 0.791823 4026.0

The result of Model Number:Dataset Number:Featuregroup Number:Rescale of 74 : 1 : 7 :
0

f1-score precision recall support
AFIB 0.564705 0.625702 0.514647 204.0
GSVT 0.654613 0.643967 0.665721 300.0
SB 0.698105 0.694926 0.701313 892.0
SR 0.681237 0.672568 0.690142 681.0
macro avg 0.649665 0.659291 0.642956 2077.0
micro avg 0.674175 0.674175 0.674175 2077.0
weighted avg 0.673190 0.673436 0.674175 2077.0

The result of Model Number:Dataset Number:Featuregroup Number:Rescale of 74 : 1 : 7 :
1

f1-score precision recall support
AFIB 0.849094 0.832179 0.866754 875.0
GSVT 0.691087 0.642674 0.866258 691.0
SB 0.560741 0.561707 0.559779 1553.0
SR 0.909033 0.917037 0.901205 907.0
macro avg 0.752489 0.738400 0.798499 4026.0
micro avg 0.756017 0.756017 0.756017 4026.0
weighted avg 0.724248 0.714438 0.756017 4026.0

The result of Model Number:Dataset Number:Featuregroup Number:Rescale of 74 : 1 : 8 :
0

f1-score precision recall support
AFIB 0.683389 0.693429 0.673698 204.0
GSVT 0.700704 0.694746 0.706778 300.0
SB 0.712814 0.709962 0.715690 892.0
SR 0.705764 0.709228 0.702342 681.0
macro avg 0.700667 0.701841 0.699627 2077.0
micro avg 0.705902 0.705902 0.705902 2077.0
weighted avg 0.705863 0.705900 0.705902 2077.0
The result of Model Number:Dataset Number:Featuregroup Number:Rescale of 74 : 1 : 8 :
1

f1-score precision recall support
AFIB 0.831263 0.829163 0.833503 875.0
GSVT 0.847481 0.842821 0.852238 691.0
SB 0.887379 0.882029 0.892807 1553.0
SR 0.861215 0.876759 0.846229 907.0
macro avg 0.856835 0.857693 0.856194 4026.0
micro avg 0.862461 0.862461 0.862461 4026.0
weighted avg 0.862441 0.862623 0.862461 4026.0
The result of Model Number:Dataset Number:Featuregroup Number:Rescale of 74 : 1 : 9 :
0

f1-score precision recall support
AFIB 0.700213 0.713782 0.687465 204.0
GSVT 0.727366 0.721284 0.733685 300.0
SB 0.740938 0.739451 0.742433 892.0
SR 0.733873 0.734633 0.733117 681.0
macro avg 0.725597 0.727287 0.724175 2077.0
micro avg 0.732716 0.732716 0.732716 2077.0
weighted avg 0.732661 0.732726 0.732716 2077.0
The result of Model Number:Dataset Number:Featuregroup Number:Rescale of 74 : 1 : 9 :
1

f1-score precision recall support
AFIB 0.923607 0.925061 0.922277 204.0
GSVT 0.945944 0.944468 0.947504 300.0
SB 0.965458 0.964280 0.966646 892.0
SR 0.958696 0.960536 0.956868 681.0
macro avg 0.948426 0.948586 0.948323 2077.0
micro avg 0.956317 0.956317 0.956317 2077.0
weighted avg 0.956312 0.956339 0.956317 2077.0
The result of Model Number:Dataset Number:Featuregroup Number:Rescale of 74 : 1 :
10 : 0

f1-score precision recall support
AFIB 0.836906 0.831434 0.842525 875.0
GSVT 0.861781 0.869113 0.854686 691.0
SB 0.917482 0.915484 0.919491 1553.0

SR 0.895123 0.898716 0.891570 907.0
macro avg 0.877823 0.878687 0.877068 4026.0
micro avg 0.885350 0.885350 0.885350 4026.0
weighted avg 0.885373 0.885480 0.885350 4026.0
The result of Model Number:Dataset Number:Featuregroup Number:Rescale of 74 : 1 : 10 : 1

f1-score precision recall support
AFIB 0.820463 0.865433 0.780480 204.0
GSVT 0.781255 0.808646 0.755755 300.0
SB 0.803597 0.772603 0.837195 892.0
SR 0.715223 0.734627 0.696858 681.0
macro avg 0.780134 0.795327 0.767572 2077.0
micro avg 0.773848 0.773848 0.773848 2077.0
weighted avg 0.773051 0.774475 0.773848 2077.0

The result of Model Number:Dataset Number:Featuregroup Number:Rescale of 75 : 0 : 0 : 0

f1-score precision recall support
AFIB 0.694514 0.700020 0.689113 875.0
GSVT 0.703319 0.700219 0.706472 691.0
SB 0.747897 0.744941 0.750883 1553.0
SR 0.729519 0.731580 0.727505 907.0
macro avg 0.718813 0.719190 0.718493 4026.0
micro avg 0.724569 0.724569 0.724569 4026.0
weighted avg 0.724504 0.724492 0.724569 4026.0

The result of Model Number:Dataset Number:Featuregroup Number:Rescale of 75 : 0 : 0 : 1

f1-score precision recall support
AFIB 0.762776 0.748517 0.777670 875.0
GSVT 0.789495 0.801959 0.777511 691.0
SB 0.839594 0.838094 0.841107 1553.0
SR 0.818253 0.826922 0.809769 907.0
macro avg 0.802529 0.803873 0.801514 4026.0
micro avg 0.809345 0.809345 0.809345 4026.0
weighted avg 0.809492 0.809907 0.809345 4026.0

The result of Model Number:Dataset Number:Featuregroup Number:Rescale of 75 : 0 : 1 : 0

f1-score precision recall support
AFIB 0.724837 0.718356 0.731467 875.0
GSVT 0.736474 0.739388 0.733610 691.0
SB 0.785239 0.783782 0.786705 1553.0
SR 0.765341 0.772416 0.758423 907.0
macro avg 0.752973 0.753485 0.752551 4026.0
micro avg 0.759215 0.759215 0.759215 4026.0
weighted avg 0.759259 0.759382 0.759215 4026.0

The result of Model Number:Dataset Number:Featuregroup Number:Rescale of 75 : 0 : 1 :
1

	f1-score	precision	recall	support
AFIB	0.776239	0.764638	0.788228	875.0
GSVT	0.791122	0.797888	0.784483	691.0
SB	0.845296	0.842385	0.848233	1553.0
SR	0.820555	0.832793	0.808699	907.0
macro avg	0.808303	0.809426	0.807410	4026.0
micro avg	0.815343	0.815343	0.815343	4026.0
weighted avg	0.815416	0.815690	0.815343	4026.0

The result of Model Number:Dataset Number:Featuregroup Number:Rescale of 75 : 0 : 2 :
0

	f1-score	precision	recall	support
AFIB	0.657649	0.712549	0.611914	204.0
GSVT	0.705405	0.696535	0.714791	300.0
SB	0.723413	0.713278	0.733924	892.0
SR	0.703679	0.706976	0.700756	681.0
macro avg	0.697536	0.707334	0.690346	2077.0
micro avg	0.708302	0.708302	0.708302	2077.0
weighted avg	0.707882	0.708722	0.708302	2077.0

The result of Model Number:Dataset Number:Featuregroup Number:Rescale of 75 : 0 : 2 :
1

	f1-score	precision	recall	support
AFIB	0.757946	0.769956	0.746405	204.0
GSVT	0.777428	0.770812	0.784162	300.0
SB	0.790850	0.789088	0.792623	892.0
SR	0.783357	0.785098	0.781639	681.0
macro avg	0.777395	0.778739	0.776207	2077.0
micro avg	0.783260	0.783260	0.783260	2077.0
weighted avg	0.783223	0.783261	0.783260	2077.0

The result of Model Number:Dataset Number:Featuregroup Number:Rescale of 75 : 0 : 3 :
0

	f1-score	precision	recall	support
AFIB	0.750104	0.758684	0.742007	204.0
GSVT	0.767662	0.763119	0.772271	300.0
SB	0.736941	0.709720	0.782891	892.0
SR	0.618177	0.621169	0.615230	681.0
macro avg	0.718221	0.713173	0.728100	2077.0
micro avg	0.722369	0.722369	0.722369	2077.0
weighted avg	0.703731	0.693208	0.722369	2077.0

The result of Model Number:Dataset Number:Featuregroup Number:Rescale of 75 : 0 : 3 :
1

	f1-score	precision	recall	support
AFIB	0.848957	0.839478	0.858662	875.0

GSVT 0.865848 0.873778 0.858073 691.0
SB 0.923466 0.920459 0.926497 1553.0
SR 0.899526 0.908538 0.890695 907.0
macro avg 0.884449 0.885563 0.883482 4026.0
micro avg 0.891944 0.891944 0.891944 4026.0
weighted avg 0.891990 0.892161 0.891944 4026.0
The result of Model Number:Dataset Number:Featuregroup Number:Rescale of 75 : 0 : 4 :
0

f1-score precision recall support
AFIB 0.830638 0.838729 0.822903 204.0
GSVT 0.849846 0.845944 0.853813 300.0
SB 0.861590 0.858626 0.864581 892.0
SR 0.854314 0.857628 0.851065 681.0
macro avg 0.849097 0.850232 0.848091 2077.0
micro avg 0.854501 0.854501 0.854501 2077.0
weighted avg 0.854468 0.854513 0.854501 2077.0
The result of Model Number:Dataset Number:Featuregroup Number:Rescale of 75 : 0 : 4 :
1

f1-score precision recall support
AFIB 0.730226 0.821074 0.658122 204.0
GSVT 0.866359 0.847859 0.885723 300.0
SB 0.924855 0.920140 0.929622 892.0
SR 0.904106 0.892657 0.915911 681.0
macro avg 0.856386 0.870432 0.847345 2077.0
micro avg 0.892120 0.892120 0.892120 2077.0
weighted avg 0.890486 0.890959 0.892120 2077.0
The result of Model Number:Dataset Number:Featuregroup Number:Rescale of 75 : 0 : 5 :
0

f1-score precision recall support
AFIB 0.673511 0.674678 0.672358 875.0
GSVT 0.681677 0.673844 0.689751 691.0
SB 0.717830 0.709174 0.726702 1553.0
SR 0.683709 0.704426 0.664192 907.0
macro avg 0.689182 0.690531 0.688251 4026.0
micro avg 0.694466 0.694466 0.694466 4026.0
weighted avg 0.694306 0.694543 0.694466 4026.0
The result of Model Number:Dataset Number:Featuregroup Number:Rescale of 75 : 0 : 5 :
1

f1-score precision recall support
AFIB 0.757774 0.771408 0.744836 204.0
GSVT 0.774869 0.763974 0.786208 300.0
SB 0.786791 0.777496 0.796317 892.0
SR 0.770968 0.784694 0.757722 681.0
macro avg 0.772600 0.774393 0.771271 2077.0

micro avg 0.777146 0.777146 0.777146 2077.0
weighted avg 0.777031 0.777305 0.777146 2077.0
The result of Model Number:Dataset Number:Featuregroup Number:Rescale of 75 : 0 : 6 :
0

	f1-score	precision	recall	support
AFIB	0.679719	0.683776	0.675728	204.0
GSVT	0.696420	0.693430	0.699437	300.0
SB	0.708347	0.707321	0.709378	892.0
SR	0.701870	0.703320	0.700430	681.0
macro avg	0.696589	0.696962	0.696243	2077.0
micro avg	0.701703	0.701703	0.701703	2077.0
weighted avg	0.701689	0.701690	0.701703	2077.0

The result of Model Number:Dataset Number:Featuregroup Number:Rescale of 75 : 0 : 6 :
1

	f1-score	precision	recall	support
AFIB	0.865785	0.857864	0.873892	875.0
GSVT	0.876879	0.884615	0.869407	691.0
SB	0.932094	0.927180	0.937074	1553.0
SR	0.911023	0.922002	0.900386	907.0
macro avg	0.896445	0.897915	0.895190	4026.0
micro avg	0.903463	0.903463	0.903463	4026.0
weighted avg	0.903459	0.903643	0.903463	4026.0

The result of Model Number:Dataset Number:Featuregroup Number:Rescale of 75 : 0 : 7 :
0

	f1-score	precision	recall	support
AFIB	0.749682	0.748092	0.751314	875.0
GSVT	0.761395	0.757745	0.765143	691.0
SB	0.801365	0.791798	0.811167	1553.0
SR	0.764124	0.785772	0.743652	907.0
macro avg	0.769141	0.770852	0.767819	4026.0
micro avg	0.775050	0.775050	0.775050	4026.0
weighted avg	0.774882	0.775097	0.775050	4026.0

The result of Model Number:Dataset Number:Featuregroup Number:Rescale of 75 : 0 : 7 :
1

	f1-score	precision	recall	support
AFIB	0.692668	0.683074	0.702563	875.0
GSVT	0.708031	0.713761	0.702396	691.0
SB	0.751566	0.749407	0.753743	1553.0
SR	0.733283	0.742827	0.723988	907.0
macro avg	0.721387	0.722267	0.720673	4026.0
micro avg	0.727103	0.727103	0.727103	4026.0
weighted avg	0.727174	0.727390	0.727103	4026.0

The result of Model Number:Dataset Number:Featuregroup Number:Rescale of 75 : 0 : 8 :
0

f1-score precision recall support
AFIB 0.678905 0.652951 0.721611 875.0
GSVT 0.703461 0.679183 0.736391 691.0
SB 0.783786 0.769951 0.798988 1553.0
SR 0.663849 0.798240 0.573144 907.0
macro avg 0.707500 0.725081 0.707534 4026.0
micro avg 0.720548 0.720548 0.720548 4026.0
weighted avg 0.720185 0.735317 0.720548 4026.0
The result of Model Number:Dataset Number:Featuregroup Number:Rescale of 75 : 0 : 8 :
1

f1-score precision recall support
AFIB 0.706103 0.779959 0.645231 204.0
GSVT 0.830682 0.819714 0.842036 300.0
SB 0.880934 0.877511 0.884390 892.0
SR 0.859766 0.847513 0.872388 681.0
macro avg 0.819371 0.831174 0.811011 2077.0
micro avg 0.850848 0.850848 0.850848 2077.0
weighted avg 0.849564 0.849746 0.850848 2077.0
The result of Model Number:Dataset Number:Featuregroup Number:Rescale of 75 : 0 : 9 :
0

f1-score precision recall support
AFIB 0.860122 0.875598 0.845438 204.0
GSVT 0.879527 0.867160 0.892397 300.0
SB 0.893060 0.882508 0.903871 892.0
SR 0.875099 0.890679 0.860064 681.0
macro avg 0.876952 0.878986 0.875442 2077.0
micro avg 0.882111 0.882111 0.882111 2077.0
weighted avg 0.881981 0.882291 0.882111 2077.0
The result of Model Number:Dataset Number:Featuregroup Number:Rescale of 75 : 0 : 9 :
1

f1-score precision recall support
AFIB 0.669894 0.663969 0.675953 875.0
GSVT 0.609050 0.589818 0.677580 691.0
SB 0.549091 0.527203 0.583320 1553.0
SR 0.565918 0.571774 0.560218 907.0
macro avg 0.598488 0.588191 0.624268 4026.0
micro avg 0.614426 0.614426 0.614426 4026.0
weighted avg 0.589428 0.577716 0.614426 4026.0
The result of Model Number:Dataset Number:Featuregroup Number:Rescale of 75 : 0 :
10 : 0

f1-score precision recall support
AFIB 0.859021 0.867804 0.850486 875.0
GSVT 0.858763 0.845496 0.872554 691.0
SB 0.905880 0.900471 0.911363 1553.0

SR 0.881903 0.893707 0.870433 907.0
macro avg 0.876392 0.876870 0.876209 4026.0
micro avg 0.882250 0.882250 0.882250 4026.0
weighted avg 0.882207 0.882412 0.882250 4026.0
The result of Model Number:Dataset Number:Featuregroup Number:Rescale of 75 : 0 :
10 : 1

f1-score precision recall support
AFIB 0.856588 0.850799 0.862573 875.0
GSVT 0.877486 0.877836 0.877250 691.0
SB 0.932150 0.929772 0.934551 1553.0
SR 0.906769 0.916900 0.896872 907.0
macro avg 0.893249 0.893827 0.892812 4026.0
micro avg 0.900584 0.900584 0.900584 4026.0
weighted avg 0.900628 0.900794 0.900584 4026.0
The result of Model Number:Dataset Number:Featuregroup Number:Rescale of 75 : 1 : 0 :
0

f1-score precision recall support
AFIB 0.788276 0.792030 0.784593 875.0
GSVT 0.798014 0.783512 0.813146 691.0
SB 0.844359 0.841126 0.847620 1553.0
SR 0.819402 0.833428 0.805854 907.0
macro avg 0.812513 0.812524 0.812803 4026.0
micro avg 0.818596 0.818596 0.818596 4026.0
weighted avg 0.818594 0.818833 0.818596 4026.0
The result of Model Number:Dataset Number:Featuregroup Number:Rescale of 75 : 1 : 0 :
1

f1-score precision recall support
AFIB 0.744235 0.786572 0.706716 204.0
GSVT 0.786489 0.777828 0.795384 300.0
SB 0.798188 0.790246 0.806318 892.0
SR 0.788915 0.791612 0.786361 681.0
macro avg 0.779457 0.786565 0.773695 2077.0
micro avg 0.788413 0.788413 0.788413 2077.0
weighted avg 0.788159 0.788539 0.788413 2077.0
The result of Model Number:Dataset Number:Featuregroup Number:Rescale of 75 : 1 : 1 :
0

f1-score precision recall support
AFIB 0.678806 0.682039 0.675634 875.0
GSVT 0.687192 0.674703 0.700222 691.0
SB 0.727101 0.724317 0.729909 1553.0
SR 0.705609 0.717687 0.693943 907.0
macro avg 0.699677 0.699686 0.699927 4026.0
micro avg 0.704915 0.704915 0.704915 4026.0
weighted avg 0.704913 0.705119 0.704915 4026.0

The result of Model Number:Dataset Number:Featuregroup Number:Rescale of 75 : 1 : 1 :
1

	f1-score	precision	recall	support
AFIB	0.773698	0.775248	0.772186	875.0
GSVT	0.775614	0.771426	0.779867	691.0
SB	0.810777	0.806445	0.815161	1553.0
SR	0.791380	0.800765	0.782235	907.0
macro avg	0.787867	0.788471	0.787362	4026.0
micro avg	0.792345	0.792345	0.792345	4026.0
weighted avg	0.792313	0.792375	0.792345	4026.0

The result of Model Number:Dataset Number:Featuregroup Number:Rescale of 75 : 1 : 2 :
0

	f1-score	precision	recall	support
AFIB	0.679496	0.680673	0.678333	875.0
GSVT	0.687735	0.679832	0.695880	691.0
SB	0.724209	0.715476	0.733160	1553.0
SR	0.689785	0.710685	0.670094	907.0
macro avg	0.695306	0.696667	0.694367	4026.0
micro avg	0.700638	0.700638	0.700638	4026.0
weighted avg	0.700476	0.700715	0.700638	4026.0

The result of Model Number:Dataset Number:Featuregroup Number:Rescale of 75 : 1 : 2 :
1

	f1-score	precision	recall	support
AFIB	0.895454	0.906955	0.884286	875.0
GSVT	0.905360	0.898039	0.912947	691.0
SB	0.968476	0.965565	0.971408	1553.0
SR	0.944495	0.944098	0.944905	907.0
macro avg	0.928446	0.928664	0.928387	4026.0
micro avg	0.936469	0.936469	0.936469	4026.0
weighted avg	0.936370	0.936401	0.936469	4026.0

The result of Model Number:Dataset Number:Featuregroup Number:Rescale of 75 : 1 : 3 :
0

	f1-score	precision	recall	support
AFIB	0.890001	0.927450	0.855538	204.0
GSVT	0.919861	0.905781	0.934525	300.0
SB	0.942048	0.935291	0.948914	892.0
SR	0.917598	0.922264	0.913014	681.0
macro avg	0.917377	0.922697	0.912998	2077.0
micro avg	0.925894	0.925894	0.925894	2077.0
weighted avg	0.925715	0.925987	0.925894	2077.0

The result of Model Number:Dataset Number:Featuregroup Number:Rescale of 75 : 1 : 3 :
1

	f1-score	precision	recall	support
AFIB	0.689108	0.692890	0.685411	875.0

GSVT 0.690072 0.681347 0.699131 691.0
SB 0.725730 0.722818 0.728672 1553.0
SR 0.710151 0.718772 0.701778 907.0
macro avg 0.703765 0.703957 0.703748 4026.0
micro avg 0.708141 0.708141 0.708141 4026.0
weighted avg 0.708141 0.708284 0.708141 4026.0
The result of Model Number:Dataset Number:Featuregroup Number:Rescale of 75 : 1 : 4 :
0

f1-score precision recall support

AFIB 0.688378 0.685579 0.691218 875.0
GSVT 0.698440 0.702663 0.694295 691.0
SB 0.736637 0.735740 0.737538 1553.0
SR 0.721269 0.722412 0.720151 907.0
macro avg 0.711181 0.711598 0.710801 4026.0
micro avg 0.716132 0.716132 0.716132 4026.0
weighted avg 0.716130 0.716158 0.716132 4026.0
The result of Model Number:Dataset Number:Featuregroup Number:Rescale of 75 : 1 : 4 :
1

f1-score precision recall support

AFIB 0.833623 0.822902 0.844687 875.0
GSVT 0.850593 0.857635 0.843700 691.0
SB 0.909455 0.905407 0.913550 1553.0
SR 0.883574 0.896642 0.870902 907.0
macro avg 0.869311 0.870646 0.868210 4026.0
micro avg 0.876987 0.876987 0.876987 4026.0
weighted avg 0.877040 0.877302 0.876987 4026.0
The result of Model Number:Dataset Number:Featuregroup Number:Rescale of 75 : 1 : 5 :
0

f1-score precision recall support

AFIB 0.795751 0.793546 0.798029 875.0
GSVT 0.802049 0.805874 0.798339 691.0
SB 0.839604 0.836921 0.842307 1553.0
SR 0.826181 0.830172 0.822267 907.0
macro avg 0.815896 0.816628 0.815236 4026.0
micro avg 0.820623 0.820623 0.820623 4026.0
weighted avg 0.820603 0.820645 0.820623 4026.0
The result of Model Number:Dataset Number:Featuregroup Number:Rescale of 75 : 1 : 5 :
1

f1-score precision recall support

AFIB 0.722798 0.704301 0.742359 875.0
GSVT 0.683267 0.721993 0.648643 691.0
SB 0.724502 0.666716 0.793274 1553.0
SR 0.578755 0.702974 0.491948 907.0
macro avg 0.677330 0.698996 0.669056 4026.0

micro avg 0.689500 0.689500 0.689500 4026.0
weighted avg 0.684220 0.692541 0.689500 4026.0
The result of Model Number:Dataset Number:Featuregroup Number:Rescale of 75 : 1 : 6 :
0

	f1-score	precision	recall	support
AFIB	0.821913	0.841911	0.803045	204.0
GSVT	0.832245	0.820788	0.844137	300.0
SB	0.849049	0.840571	0.857707	892.0
SR	0.834225	0.845173	0.823582	681.0
macro avg	0.834358	0.837111	0.832118	2077.0
micro avg	0.839189	0.839189	0.839189	2077.0
weighted avg	0.839096	0.839354	0.839189	2077.0

The result of Model Number:Dataset Number:Featuregroup Number:Rescale of 75 : 1 : 6 :
1

	f1-score	precision	recall	support
AFIB	0.738831	0.748321	0.729616	875.0
GSVT	0.747005	0.740964	0.753265	691.0
SB	0.799082	0.796679	0.801501	1553.0
SR	0.779295	0.778967	0.779633	907.0
macro avg	0.766053	0.766233	0.766004	4026.0
micro avg	0.772672	0.772672	0.772672	4026.0
weighted avg	0.772591	0.772616	0.772672	4026.0

The result of Model Number:Dataset Number:Featuregroup Number:Rescale of 75 : 1 : 7 :
0

	f1-score	precision	recall	support
AFIB	0.796665	0.790571	0.802958	875.0
GSVT	0.814995	0.819452	0.810634	691.0
SB	0.863014	0.862409	0.863625	1553.0
SR	0.840091	0.844166	0.836098	907.0
macro avg	0.828691	0.829149	0.828329	4026.0
micro avg	0.835144	0.835144	0.835144	4026.0
weighted avg	0.835188	0.835313	0.835144	4026.0

The result of Model Number:Dataset Number:Featuregroup Number:Rescale of 75 : 1 : 7 :
1

	f1-score	precision	recall	support
AFIB	0.808182	0.813839	0.802633	204.0
GSVT	0.826986	0.822909	0.831116	300.0
SB	0.843422	0.842019	0.844841	892.0
SR	0.835028	0.837010	0.833065	681.0
macro avg	0.828405	0.828944	0.827914	2077.0
micro avg	0.834852	0.834852	0.834852	2077.0
weighted avg	0.834835	0.834848	0.834852	2077.0

The result of Model Number:Dataset Number:Featuregroup Number:Rescale of 75 : 1 : 8 :
0

f1-score precision recall support
AFIB 0.834462 0.836170 0.832852 204.0
GSVT 0.852816 0.849501 0.856216 300.0
SB 0.871748 0.870585 0.872919 892.0
SR 0.865345 0.867903 0.862804 681.0
macro avg 0.856093 0.856040 0.856198 2077.0
micro avg 0.863255 0.863255 0.863255 2077.0
weighted avg 0.863252 0.863280 0.863255 2077.0
The result of Model Number:Dataset Number:Featuregroup Number:Rescale of 75 : 1 : 8 :
1

f1-score precision recall support
AFIB 0.923250 0.936814 0.910159 204.0
GSVT 0.946643 0.938595 0.954849 300.0
SB 0.963003 0.959151 0.966890 892.0
SR 0.953479 0.958159 0.948856 681.0
macro avg 0.946594 0.948180 0.945188 2077.0
micro avg 0.953666 0.953666 0.953666 2077.0
weighted avg 0.953613 0.953663 0.953666 2077.0
The result of Model Number:Dataset Number:Featuregroup Number:Rescale of 75 : 1 : 9 :
0

f1-score precision recall support
AFIB 0.671985 0.674499 0.669776 875.0
GSVT 0.687112 0.693740 0.680746 691.0
SB 0.730615 0.722951 0.738498 1553.0
SR 0.705314 0.711522 0.699457 907.0
macro avg 0.698756 0.700678 0.697119 4026.0
micro avg 0.704855 0.704855 0.704855 4026.0
weighted avg 0.704706 0.704832 0.704855 4026.0
The result of Model Number:Dataset Number:Featuregroup Number:Rescale of 75 : 1 : 9 :
1

f1-score precision recall support
AFIB 0.692789 0.719709 0.667859 875.0
GSVT 0.744770 0.739270 0.750451 691.0
SB 0.818445 0.814228 0.822712 1553.0
SR 0.770232 0.755544 0.785584 907.0
macro avg 0.756559 0.757188 0.756652 4026.0
micro avg 0.768290 0.768290 0.768290 4026.0
weighted avg 0.767628 0.767600 0.768290 4026.0
The result of Model Number:Dataset Number:Featuregroup Number:Rescale of 75 : 1 :
10 : 0

f1-score precision recall support
AFIB 0.822273 0.817355 0.827363 875.0
GSVT 0.829007 0.833483 0.824699 691.0
SB 0.878624 0.876055 0.881220 1553.0

SR 0.858770 0.864938 0.852705 907.0
macro avg 0.847169 0.847958 0.846497 4026.0
micro avg 0.853390 0.853390 0.853390 4026.0
weighted avg 0.853388 0.853486 0.853390 4026.0
The result of Model Number:Dataset Number:Featuregroup Number:Rescale of 75 : 1 :
10 : 1

f1-score precision recall support
AFIB 0.891102 0.903152 0.879742 204.0
GSVT 0.924949 0.923448 0.926488 300.0
SB 0.945036 0.943777 0.946306 892.0
SR 0.935376 0.934178 0.936611 681.0
macro avg 0.924116 0.926139 0.922287 2077.0
micro avg 0.933727 0.933727 0.933727 2077.0
weighted avg 0.933670 0.933703 0.933727 2077.0

The result of Model Number:Dataset Number:Featuregroup Number:Rescale of 76 : 0 : 0 :
0

f1-score precision recall support
AFIB 0.836868 0.878681 0.799274 204.0
GSVT 0.862098 0.846121 0.878990 300.0
SB 0.881827 0.872938 0.890917 892.0
SR 0.857370 0.865029 0.849924 681.0
macro avg 0.859541 0.865692 0.854776 2077.0
micro avg 0.866753 0.866753 0.866753 2077.0
weighted avg 0.866543 0.867035 0.866753 2077.0

The result of Model Number:Dataset Number:Featuregroup Number:Rescale of 76 : 0 : 0 :
1

f1-score precision recall support
AFIB 0.677273 0.682109 0.672627 204.0
GSVT 0.700955 0.700503 0.701421 300.0
SB 0.714980 0.713394 0.716581 892.0
SR 0.708589 0.709446 0.707755 681.0
macro avg 0.700449 0.701363 0.699596 2077.0
micro avg 0.707180 0.707180 0.707180 2077.0
weighted avg 0.707155 0.707165 0.707180 2077.0

The result of Model Number:Dataset Number:Featuregroup Number:Rescale of 76 : 0 : 1 :
0

f1-score precision recall support
AFIB 0.740801 0.757150 0.725198 204.0
GSVT 0.756991 0.744438 0.770065 300.0
SB 0.771537 0.765502 0.777676 892.0
SR 0.752813 0.761873 0.743966 681.0
macro avg 0.755535 0.757241 0.754226 2077.0
micro avg 0.760370 0.760370 0.760370 2077.0
weighted avg 0.760278 0.760449 0.760370 2077.0

The result of Model Number:Dataset Number:Featuregroup Number:Rescale of 76 : 0 : 1 :
1

	f1-score	precision	recall	support
AFIB	0.688060	0.693054	0.683188	875.0
GSVT	0.703153	0.696618	0.709866	691.0
SB	0.755684	0.751122	0.760306	1553.0
SR	0.730917	0.739079	0.722937	907.0
macro avg	0.719454	0.719968	0.719074	4026.0
micro avg	0.726469	0.726469	0.726469	4026.0
weighted avg	0.726391	0.726434	0.726469	4026.0

The result of Model Number:Dataset Number:Featuregroup Number:Rescale of 76 : 0 : 2 :
0

	f1-score	precision	recall	support
AFIB	0.686577	0.696296	0.677689	204.0
GSVT	0.700831	0.687928	0.714357	300.0
SB	0.715769	0.707855	0.723873	892.0
SR	0.700726	0.714998	0.687055	681.0
macro avg	0.700976	0.701769	0.700744	2077.0
micro avg	0.705891	0.705891	0.705891	2077.0
weighted avg	0.705812	0.706183	0.705891	2077.0

The result of Model Number:Dataset Number:Featuregroup Number:Rescale of 76 : 0 : 2 :
1

	f1-score	precision	recall	support
AFIB	0.741892	0.748037	0.835640	204.0
GSVT	0.804532	0.770097	0.907701	300.0
SB	0.734568	0.732015	0.737141	892.0
SR	0.727264	0.727401	0.727132	681.0
macro avg	0.752064	0.744388	0.801903	2077.0
micro avg	0.768169	0.768169	0.768169	2077.0
weighted avg	0.742998	0.737577	0.768169	2077.0

The result of Model Number:Dataset Number:Featuregroup Number:Rescale of 76 : 0 : 3 :
0

	f1-score	precision	recall	support
AFIB	0.891695	0.893520	0.889974	204.0
GSVT	0.911308	0.907765	0.914941	300.0
SB	0.931538	0.930295	0.932789	892.0
SR	0.924696	0.927429	0.921981	681.0
macro avg	0.914809	0.914752	0.914922	2077.0
micro avg	0.922462	0.922462	0.922462	2077.0
weighted avg	0.922459	0.922489	0.922462	2077.0

The result of Model Number:Dataset Number:Featuregroup Number:Rescale of 76 : 0 : 3 :
1

	f1-score	precision	recall	support
AFIB	0.776985	0.781234	0.772808	875.0

GSVT 0.773282 0.766762 0.779992 691.0
SB 0.813300 0.805598 0.821154 1553.0
SR 0.783031 0.797638 0.768961 907.0
macro avg 0.786650 0.787808 0.785729 4026.0
micro avg 0.791823 0.791823 0.791823 4026.0
weighted avg 0.791720 0.791844 0.791823 4026.0
The result of Model Number:Dataset Number:Featuregroup Number:Rescale of 76 : 0 : 4 :
0

f1-score precision recall support
AFIB 0.777546 0.768332 0.787048 875.0
GSVT 0.788612 0.796236 0.781211 691.0
SB 0.836981 0.833779 0.840214 1553.0
SR 0.817468 0.826899 0.808272 907.0
macro avg 0.805152 0.806311 0.804186 4026.0
micro avg 0.811336 0.811336 0.811336 4026.0
weighted avg 0.811366 0.811561 0.811336 4026.0
The result of Model Number:Dataset Number:Featuregroup Number:Rescale of 76 : 0 : 4 :
1

f1-score precision recall support
AFIB 0.887408 0.878482 0.896542 875.0
GSVT 0.895349 0.903321 0.887583 691.0
SB 0.947240 0.944333 0.950167 1553.0
SR 0.928897 0.937028 0.920909 907.0
macro avg 0.914723 0.915791 0.913800 4026.0
micro avg 0.921179 0.921179 0.921179 4026.0
weighted avg 0.921198 0.921336 0.921179 4026.0
The result of Model Number:Dataset Number:Featuregroup Number:Rescale of 76 : 0 : 5 :
0

f1-score precision recall support
AFIB 0.697022 0.692633 0.785147 204.0
GSVT 0.849681 0.845311 0.854240 300.0
SB 0.873874 0.869716 0.878082 892.0
SR 0.685456 0.687714 0.683626 681.0
macro avg 0.776508 0.773843 0.800274 2077.0
micro avg 0.801752 0.801752 0.801752 2077.0
weighted avg 0.791232 0.789124 0.801752 2077.0
The result of Model Number:Dataset Number:Featuregroup Number:Rescale of 76 : 0 : 5 :
1

f1-score precision recall support
AFIB 0.727020 0.754066 0.702173 204.0
GSVT 0.674647 0.705954 0.646062 300.0
SB 0.706720 0.664094 0.755206 892.0
SR 0.620636 0.663758 0.582848 681.0
macro avg 0.682256 0.696968 0.671572 2077.0

micro avg 0.677720 0.677720 0.677720 2077.0
weighted avg 0.675856 0.678867 0.677720 2077.0
The result of Model Number:Dataset Number:Featuregroup Number:Rescale of 76 : 0 : 6 :
0

	f1-score	precision	recall	support
AFIB	0.770874	0.783090	0.759136	204.0
GSVT	0.790689	0.783960	0.797538	300.0
SB	0.804340	0.802547	0.806144	892.0
SR	0.796719	0.798490	0.794971	681.0
macro avg	0.790656	0.792022	0.789447	2077.0
micro avg	0.796620	0.796620	0.796620	2077.0
weighted avg	0.796583	0.796621	0.796620	2077.0

The result of Model Number:Dataset Number:Featuregroup Number:Rescale of 76 : 0 : 6 :
1

	f1-score	precision	recall	support
AFIB	0.872507	0.894976	0.851173	204.0
GSVT	0.800677	0.765036	0.903564	300.0
SB	0.918608	0.916459	0.920769	892.0
SR	0.728749	0.728886	0.728621	681.0
macro avg	0.830135	0.826339	0.851032	2077.0
micro avg	0.848448	0.848448	0.848448	2077.0
weighted avg	0.834796	0.830977	0.848448	2077.0

The result of Model Number:Dataset Number:Featuregroup Number:Rescale of 76 : 0 : 7 :
0

	f1-score	precision	recall	support
AFIB	0.744838	0.825292	0.678813	204.0
GSVT	0.863426	0.849384	0.878077	300.0
SB	0.920791	0.916599	0.925023	892.0
SR	0.898542	0.887108	0.910288	681.0
macro avg	0.856899	0.869596	0.848050	2077.0
micro avg	0.889228	0.889228	0.889228	2077.0
weighted avg	0.887929	0.888253	0.889228	2077.0

The result of Model Number:Dataset Number:Featuregroup Number:Rescale of 76 : 0 : 7 :
1

	f1-score	precision	recall	support
AFIB	0.765329	0.774083	0.757067	204.0
GSVT	0.783243	0.778608	0.787946	300.0
SB	0.751899	0.724125	0.798781	892.0
SR	0.630725	0.633777	0.627717	681.0
macro avg	0.732799	0.727648	0.742878	2077.0
micro avg	0.737031	0.737031	0.737031	2077.0
weighted avg	0.718015	0.707278	0.737031	2077.0

The result of Model Number:Dataset Number:Featuregroup Number:Rescale of 76 : 0 : 8 :
0

f1-score precision recall support
AFIB 0.784972 0.792646 0.777629 875.0
GSVT 0.778976 0.773066 0.785234 691.0
SB 0.824246 0.815765 0.832977 1553.0
SR 0.798083 0.810918 0.785873 907.0
macro avg 0.796569 0.798099 0.795428 4026.0
micro avg 0.802142 0.802142 0.802142 4026.0
weighted avg 0.802046 0.802320 0.802142 4026.0
The result of Model Number:Dataset Number:Featuregroup Number:Rescale of 76 : 0 : 8 :
1

f1-score precision recall support
AFIB 0.871248 0.868833 0.873741 875.0
GSVT 0.878142 0.882330 0.874081 691.0
SB 0.919261 0.916323 0.922220 1553.0
SR 0.904564 0.908933 0.900279 907.0
macro avg 0.893304 0.894105 0.892580 4026.0
micro avg 0.898478 0.898478 0.898478 4026.0
weighted avg 0.898457 0.898503 0.898478 4026.0
The result of Model Number:Dataset Number:Featuregroup Number:Rescale of 76 : 0 : 9 :
0

f1-score precision recall support
AFIB 0.629988 0.613438 0.669427 875.0
GSVT 0.606042 0.573627 0.690876 691.0
SB 0.574256 0.570627 0.577949 1553.0
SR 0.557799 0.567410 0.548664 907.0
macro avg 0.592021 0.581275 0.621729 4026.0
micro avg 0.610615 0.610615 0.610615 4026.0
weighted avg 0.588117 0.579722 0.610615 4026.0
The result of Model Number:Dataset Number:Featuregroup Number:Rescale of 76 : 0 : 9 :
1

f1-score precision recall support
AFIB 0.798605 0.832208 0.767681 204.0
GSVT 0.825399 0.812765 0.838557 300.0
SB 0.845307 0.839244 0.851468 892.0
SR 0.823368 0.827555 0.819254 681.0
macro avg 0.823170 0.827943 0.819240 2077.0
micro avg 0.830812 0.830812 0.830812 2077.0
weighted avg 0.830651 0.830896 0.830812 2077.0
The result of Model Number:Dataset Number:Featuregroup Number:Rescale of 76 : 0 :
10 : 0

f1-score precision recall support
AFIB 0.663345 0.733485 0.605793 204.0
GSVT 0.763264 0.754431 0.772453 300.0
SB 0.806983 0.803665 0.810331 892.0

SR 0.789653 0.777957 0.801715 681.0
macro avg 0.755811 0.767384 0.747573 2077.0
micro avg 0.781945 0.781945 0.781945 2077.0
weighted avg 0.780878 0.781232 0.781945 2077.0
The result of Model Number:Dataset Number:Featuregroup Number:Rescale of 76 : 0 :
10 : 1

f1-score precision recall support
AFIB 0.804775 0.793596 0.816350 875.0
GSVT 0.833533 0.844653 0.822811 691.0
SB 0.885483 0.883669 0.887308 1553.0
SR 0.862437 0.869101 0.855875 907.0
macro avg 0.846557 0.847755 0.845586 4026.0
micro avg 0.853735 0.853735 0.853735 4026.0
weighted avg 0.853834 0.854114 0.853735 4026.0

The result of Model Number:Dataset Number:Featuregroup Number:Rescale of 76 : 1 : 0 :
0

f1-score precision recall support
AFIB 0.895497 0.896709 0.894460 875.0
GSVT 0.909445 0.908978 0.909947 691.0
SB 0.949821 0.946423 0.953247 1553.0
SR 0.927076 0.932272 0.921997 907.0
macro avg 0.920460 0.921095 0.919913 4026.0
micro avg 0.925999 0.925999 0.925999 4026.0
weighted avg 0.925961 0.926003 0.925999 4026.0

The result of Model Number:Dataset Number:Featuregroup Number:Rescale of 76 : 1 : 0 :
1

f1-score precision recall support
AFIB 0.735627 0.750007 0.721918 204.0
GSVT 0.755841 0.750395 0.761392 300.0
SB 0.769368 0.766374 0.772387 892.0
SR 0.760959 0.763112 0.758834 681.0
macro avg 0.755449 0.757472 0.753633 2077.0
micro avg 0.761398 0.761398 0.761398 2077.0
weighted avg 0.761343 0.761389 0.761398 2077.0

The result of Model Number:Dataset Number:Featuregroup Number:Rescale of 76 : 1 : 1 :
0

f1-score precision recall support
AFIB 0.650226 0.642966 0.657658 875.0
GSVT 0.663162 0.669236 0.657208 691.0
SB 0.707293 0.704990 0.709614 1553.0
SR 0.688957 0.695859 0.682193 907.0
macro avg 0.677410 0.678263 0.676668 4026.0
micro avg 0.683150 0.683150 0.683150 4026.0
weighted avg 0.683185 0.683316 0.683150 4026.0

The result of Model Number:Dataset Number:Featuregroup Number:Rescale of 76 : 1 : 1 : 1

	f1-score	precision	recall	support
AFIB	0.899050	0.930262	0.869986	204.0
GSVT	0.916289	0.906258	0.926657	300.0
SB	0.940681	0.933927	0.947536	892.0
SR	0.923881	0.928424	0.919399	681.0
macro avg	0.919975	0.924718	0.915895	2077.0
micro avg	0.927678	0.927678	0.927678	2077.0
weighted avg	0.927561	0.927766	0.927678	2077.0

The result of Model Number:Dataset Number:Featuregroup Number:Rescale of 76 : 1 : 2 : 0

	f1-score	precision	recall	support
AFIB	0.842666	0.859494	0.826613	204.0
GSVT	0.852129	0.841482	0.863178	300.0
SB	0.868398	0.860095	0.876865	892.0
SR	0.852628	0.863813	0.841752	681.0
macro avg	0.853955	0.856221	0.852102	2077.0
micro avg	0.858439	0.858439	0.858439	2077.0
weighted avg	0.858350	0.858566	0.858439	2077.0

The result of Model Number:Dataset Number:Featuregroup Number:Rescale of 76 : 1 : 2 : 1

	f1-score	precision	recall	support
AFIB	0.858405	0.874943	0.842887	204.0
GSVT	0.874525	0.860315	0.889370	300.0
SB	0.889125	0.878521	0.899990	892.0
SR	0.872585	0.888945	0.856831	681.0
macro avg	0.873660	0.875681	0.872270	2077.0
micro avg	0.878697	0.878697	0.878697	2077.0
weighted avg	0.878576	0.878958	0.878697	2077.0

The result of Model Number:Dataset Number:Featuregroup Number:Rescale of 76 : 1 : 3 : 0

	f1-score	precision	recall	support
AFIB	0.701934	0.693744	0.712149	875.0
GSVT	0.722247	0.713493	0.731801	691.0
SB	0.733134	0.704834	0.774643	1553.0
SR	0.582146	0.612854	0.554404	907.0
macro avg	0.684865	0.681231	0.693249	4026.0
micro avg	0.704091	0.704091	0.704091	4026.0
weighted avg	0.690469	0.683188	0.704091	4026.0

The result of Model Number:Dataset Number:Featuregroup Number:Rescale of 76 : 1 : 3 : 1

	f1-score	precision	recall	support
AFIB	0.689803	0.689182	0.690492	875.0

GSVT 0.701754 0.695328 0.708354 691.0
SB 0.736407 0.729932 0.742998 1553.0
SR 0.701737 0.719086 0.685268 907.0
macro avg 0.707425 0.708382 0.706778 4026.0
micro avg 0.712634 0.712634 0.712634 4026.0
weighted avg 0.712520 0.712693 0.712634 4026.0
The result of Model Number:Dataset Number:Featuregroup Number:Rescale of 76 : 1 : 4 :
0

f1-score precision recall support

AFIB 0.727582 0.727224 0.727996 875.0
GSVT 0.743376 0.739718 0.747117 691.0
SB 0.777584 0.772501 0.782741 1553.0
SR 0.755449 0.767754 0.743552 907.0
macro avg 0.750998 0.751799 0.750351 4026.0
micro avg 0.755900 0.755900 0.755900 4026.0
weighted avg 0.755859 0.755965 0.755900 4026.0

The result of Model Number:Dataset Number:Featuregroup Number:Rescale of 76 : 1 : 4 :
1

f1-score precision recall support

AFIB 0.686713 0.765898 0.622457 204.0
GSVT 0.809704 0.795611 0.824478 300.0
SB 0.864514 0.860682 0.868389 892.0
SR 0.844452 0.832906 0.856348 681.0
macro avg 0.801346 0.813774 0.792918 2077.0
micro avg 0.833944 0.833944 0.833944 2077.0
weighted avg 0.832556 0.832866 0.833944 2077.0

The result of Model Number:Dataset Number:Featuregroup Number:Rescale of 76 : 1 : 5 :
0

f1-score precision recall support

AFIB 0.863207 0.883727 0.843715 204.0
GSVT 0.885617 0.882199 0.889154 300.0
SB 0.907562 0.905537 0.909597 892.0
SR 0.896144 0.894341 0.897986 681.0
macro avg 0.888133 0.891451 0.885113 2077.0
micro avg 0.896367 0.896367 0.896367 2077.0
weighted avg 0.896292 0.896353 0.896367 2077.0

The result of Model Number:Dataset Number:Featuregroup Number:Rescale of 76 : 1 : 5 :
1

f1-score precision recall support

AFIB 0.705184 0.710219 0.700346 204.0
GSVT 0.729842 0.729371 0.730327 300.0
SB 0.744445 0.742793 0.746111 892.0
SR 0.737790 0.738683 0.736922 681.0
macro avg 0.729315 0.730266 0.728427 2077.0

micro avg 0.736323 0.736323 0.736323 2077.0
weighted avg 0.736297 0.736307 0.736323 2077.0
The result of Model Number:Dataset Number:Featuregroup Number:Rescale of 76 : 1 : 6 :
0

	f1-score	precision	recall	support
AFIB	0.744924	0.724262	0.769143	875.0
GSVT	0.754648	0.786435	0.729974	691.0
SB	0.829007	0.828588	0.829437	1553.0
SR	0.808210	0.813267	0.803220	907.0
macro avg	0.784197	0.788138	0.782944	4026.0
micro avg	0.793355	0.793355	0.793355	4026.0
weighted avg	0.793285	0.795228	0.793355	4026.0

The result of Model Number:Dataset Number:Featuregroup Number:Rescale of 76 : 1 : 6 :
1

	f1-score	precision	recall	support
AFIB	0.856694	0.854320	0.859146	875.0
GSVT	0.863474	0.867592	0.859480	691.0
SB	0.903905	0.901017	0.906815	1553.0
SR	0.889454	0.893750	0.885240	907.0
macro avg	0.878382	0.879170	0.877670	4026.0
micro avg	0.883470	0.883470	0.883470	4026.0
weighted avg	0.883449	0.883494	0.883470	4026.0

The result of Model Number:Dataset Number:Featuregroup Number:Rescale of 76 : 1 : 7 :
0

	f1-score	precision	recall	support
AFIB	0.664870	0.649232	0.699962	875.0
GSVT	0.638880	0.632989	0.653438	691.0
SB	0.692908	0.644119	0.750492	1553.0
SR	0.432037	0.541844	0.359792	907.0
macro avg	0.607174	0.617046	0.615921	4026.0
micro avg	0.634833	0.634833	0.634833	4026.0
weighted avg	0.618771	0.620279	0.634833	4026.0

The result of Model Number:Dataset Number:Featuregroup Number:Rescale of 76 : 1 : 7 :
1

	f1-score	precision	recall	support
AFIB	0.770671	0.781873	0.760133	204.0
GSVT	0.787667	0.777011	0.798683	300.0
SB	0.799522	0.791189	0.808037	892.0
SR	0.783675	0.796643	0.771136	681.0
macro avg	0.785384	0.786679	0.784497	2077.0
micro avg	0.789882	0.789882	0.789882	2077.0
weighted avg	0.789780	0.790014	0.789882	2077.0

The result of Model Number:Dataset Number:Featuregroup Number:Rescale of 76 : 1 : 8 :
0

	f1-score	precision	recall	support
AFIB	0.903287	0.910226	0.896659	204.0
GSVT	0.935097	0.934200	0.936025	300.0
SB	0.954228	0.952005	0.956470	892.0
SR	0.945446	0.946720	0.944196	681.0
macro avg	0.934514	0.935788	0.933338	2077.0
micro avg	0.943618	0.943618	0.943618	2077.0
weighted avg	0.943582	0.943597	0.943618	2077.0

The result of Model Number:Dataset Number:Featuregroup Number:Rescale of 76 : 1 : 8 : 1

	f1-score	precision	recall	support
AFIB	0.677730	0.668115	0.687642	875.0
GSVT	0.691673	0.698414	0.685066	691.0
SB	0.736075	0.733676	0.738491	1553.0
SR	0.718885	0.728073	0.709934	907.0
macro avg	0.706091	0.707070	0.705283	4026.0
micro avg	0.711837	0.711837	0.711837	4026.0
weighted avg	0.711901	0.712113	0.711837	4026.0

The result of Model Number:Dataset Number:Featuregroup Number:Rescale of 76 : 1 : 9 : 0

	f1-score	precision	recall	support
AFIB	0.705785	0.716968	0.695038	204.0
GSVT	0.723926	0.717765	0.730197	300.0
SB	0.736424	0.734783	0.738076	892.0
SR	0.729447	0.731068	0.727847	681.0
macro avg	0.723895	0.725146	0.722789	2077.0
micro avg	0.729357	0.729357	0.729357	2077.0
weighted avg	0.729322	0.729357	0.729357	2077.0

The result of Model Number:Dataset Number:Featuregroup Number:Rescale of 76 : 1 : 9 : 1

	f1-score	precision	recall	support
AFIB	0.888759	0.885293	0.892316	875.0
GSVT	0.905393	0.907302	0.903545	691.0
SB	0.961105	0.958709	0.963517	1553.0
SR	0.938934	0.945240	0.932731	907.0
macro avg	0.923548	0.924136	0.923027	4026.0
micro avg	0.930813	0.930813	0.930813	4026.0
weighted avg	0.930825	0.930895	0.930813	4026.0

The result of Model Number:Dataset Number:Featuregroup Number:Rescale of 76 : 1 : 10 : 0

	f1-score	precision	recall	support
AFIB	0.836100	0.822987	0.849728	875.0
GSVT	0.805637	0.828733	0.783887	691.0
SB	0.846591	0.803676	0.894395	1553.0

SR 0.687850 0.765437 0.624652 907.0
macro avg 0.794045 0.805208 0.788166 4026.0
micro avg 0.804951 0.804951 0.804951 4026.0
weighted avg 0.801520 0.803559 0.804951 4026.0
The result of Model Number:Dataset Number:Featuregroup Number:Rescale of 76 : 1 :
10 : 1

f1-score precision recall support
AFIB 0.894337 0.901426 0.887381 875.0
GSVT 0.905675 0.901682 0.909734 691.0
SB 0.963079 0.959271 0.966923 1553.0
SR 0.939413 0.942067 0.936819 907.0
macro avg 0.925626 0.926112 0.925214 4026.0
micro avg 0.933038 0.933038 0.933038 4026.0
weighted avg 0.932955 0.932939 0.933038 4026.0
The result of Model Number:Dataset Number:Featuregroup Number:Rescale of 77 : 0 : 0 :
0

f1-score precision recall support
AFIB 0.800967 0.831468 0.772800 204.0
GSVT 0.826486 0.818156 0.835024 300.0
SB 0.843028 0.838832 0.847279 892.0
SR 0.832845 0.833369 0.832349 681.0
macro avg 0.825832 0.830456 0.821863 2077.0
micro avg 0.833299 0.833299 0.833299 2077.0
weighted avg 0.833169 0.833331 0.833299 2077.0
The result of Model Number:Dataset Number:Featuregroup Number:Rescale of 77 : 0 : 0 :
1

f1-score precision recall support
AFIB 0.911588 0.913680 0.909605 875.0
GSVT 0.914766 0.912187 0.917390 691.0
SB 0.960032 0.952082 0.968129 1553.0
SR 0.931232 0.945207 0.917703 907.0
macro avg 0.929404 0.930789 0.928207 4026.0
micro avg 0.935341 0.935341 0.935341 4026.0
weighted avg 0.935246 0.935340 0.935341 4026.0
The result of Model Number:Dataset Number:Featuregroup Number:Rescale of 77 : 0 : 1 :
0

f1-score precision recall support
AFIB 0.895017 0.896426 0.893728 204.0
GSVT 0.916663 0.915232 0.918175 300.0
SB 0.935573 0.934431 0.936724 892.0
SR 0.929021 0.930804 0.927249 681.0
macro avg 0.919068 0.919223 0.918969 2077.0
micro avg 0.926715 0.926715 0.926715 2077.0
weighted avg 0.926710 0.926736 0.926715 2077.0

The result of Model Number:Dataset Number:Featuregroup Number:Rescale of 77 : 0 : 1 :
1

	f1-score	precision	recall	support
AFIB	0.843580	0.821419	0.896390	875.0
GSVT	0.811516	0.768110	0.925111	691.0
SB	0.768953	0.764094	0.773898	1553.0
SR	0.746916	0.759786	0.734684	907.0
macro avg	0.792741	0.778352	0.832521	4026.0
micro avg	0.817639	0.817639	0.817639	4026.0
weighted avg	0.787513	0.776271	0.817639	4026.0

The result of Model Number:Dataset Number:Featuregroup Number:Rescale of 77 : 0 : 2 :
0

	f1-score	precision	recall	support
AFIB	0.811316	0.820144	0.802912	204.0
GSVT	0.838772	0.835274	0.842435	300.0
SB	0.855960	0.855194	0.856727	892.0
SR	0.847871	0.847878	0.847871	681.0
macro avg	0.838480	0.839623	0.837486	2077.0
micro avg	0.846473	0.846473	0.846473	2077.0
weighted avg	0.846440	0.846476	0.846473	2077.0

The result of Model Number:Dataset Number:Featuregroup Number:Rescale of 77 : 0 : 2 :
1

	f1-score	precision	recall	support
AFIB	0.756293	0.780861	0.733368	204.0
GSVT	0.770631	0.763732	0.777808	300.0
SB	0.788955	0.783548	0.794439	892.0
SR	0.776088	0.779363	0.772887	681.0
macro avg	0.772992	0.776876	0.769625	2077.0
micro avg	0.778972	0.778972	0.778972	2077.0
weighted avg	0.778882	0.779049	0.778972	2077.0

The result of Model Number:Dataset Number:Featuregroup Number:Rescale of 77 : 0 : 3 :
0

	f1-score	precision	recall	support
AFIB	0.812819	0.820050	0.805756	875.0
GSVT	0.829879	0.820772	0.839244	691.0
SB	0.892530	0.885581	0.899597	1553.0
SR	0.862870	0.875101	0.850980	907.0
macro avg	0.849525	0.850376	0.848894	4026.0
micro avg	0.857891	0.857891	0.857891	4026.0
weighted avg	0.857771	0.857854	0.857891	4026.0

The result of Model Number:Dataset Number:Featuregroup Number:Rescale of 77 : 0 : 3 :
1

	f1-score	precision	recall	support
AFIB	0.764175	0.787797	0.742595	204.0

GSVT 0.713348 0.728856 0.699012 300.0
SB 0.752401 0.719009 0.789085 892.0
SR 0.677455 0.712267 0.645983 681.0
macro avg 0.726845 0.736982 0.719169 2077.0
micro avg 0.724589 0.724589 0.724589 2077.0
weighted avg 0.723344 0.724977 0.724589 2077.0
The result of Model Number:Dataset Number:Featuregroup Number:Rescale of 77 : 0 : 4 :
0

f1-score precision recall support

AFIB 0.764900 0.814738 0.721147 204.0
GSVT 0.798409 0.778784 0.819157 300.0
SB 0.821824 0.811267 0.832688 892.0
SR 0.800478 0.810036 0.791196 681.0
macro avg 0.796403 0.803706 0.791047 2077.0
micro avg 0.806174 0.806174 0.806174 2077.0
weighted avg 0.805852 0.806513 0.806174 2077.0
The result of Model Number:Dataset Number:Featuregroup Number:Rescale of 77 : 0 : 4 :
1

f1-score precision recall support

AFIB 0.693402 0.692287 0.694805 875.0
GSVT 0.709570 0.705871 0.713348 691.0
SB 0.741892 0.735606 0.748291 1553.0
SR 0.713571 0.729435 0.698623 907.0
macro avg 0.714609 0.715800 0.713767 4026.0
micro avg 0.719480 0.719480 0.719480 4026.0
weighted avg 0.719425 0.719697 0.719480 4026.0
The result of Model Number:Dataset Number:Featuregroup Number:Rescale of 77 : 0 : 5 :
0

f1-score precision recall support

AFIB 0.705221 0.678260 0.749581 875.0
GSVT 0.730728 0.705509 0.764935 691.0
SB 0.814167 0.799795 0.829958 1553.0
SR 0.689581 0.829181 0.595360 907.0
macro avg 0.734924 0.753186 0.734959 4026.0
micro avg 0.748477 0.748477 0.748477 4026.0
weighted avg 0.748100 0.763819 0.748477 4026.0
The result of Model Number:Dataset Number:Featuregroup Number:Rescale of 77 : 0 : 5 :
1

f1-score precision recall support

AFIB 0.864703 0.882049 0.848198 204.0
GSVT 0.884743 0.875547 0.894182 300.0
SB 0.901106 0.897601 0.904641 892.0
SR 0.891637 0.895357 0.887968 681.0
macro avg 0.885547 0.887638 0.883747 2077.0

micro avg 0.892120 0.892120 0.892120 2077.0
weighted avg 0.892062 0.892152 0.892120 2077.0
The result of Model Number:Dataset Number:Featuregroup Number:Rescale of 77 : 0 : 6 :
0

	f1-score	precision	recall	support
AFIB	0.771072	0.765260	0.875157	204.0
GSVT	0.934773	0.929238	0.940384	300.0
SB	0.764514	0.762919	0.766121	892.0
SR	0.945525	0.944012	0.947055	681.0
macro avg	0.853971	0.850357	0.882179	2077.0
micro avg	0.861324	0.861324	0.861324	2077.0
weighted avg	0.849100	0.846548	0.861324	2077.0

The result of Model Number:Dataset Number:Featuregroup Number:Rescale of 77 : 0 : 6 :
1

	f1-score	precision	recall	support
AFIB	0.734249	0.809720	0.672098	204.0
GSVT	0.873735	0.861927	0.885957	300.0
SB	0.930465	0.926744	0.934220	892.0
SR	0.905211	0.892974	0.917826	681.0
macro avg	0.860915	0.872841	0.852525	2077.0
micro avg	0.896128	0.896128	0.896128	2077.0
weighted avg	0.894719	0.894816	0.896128	2077.0

The result of Model Number:Dataset Number:Featuregroup Number:Rescale of 77 : 0 : 7 :
0

	f1-score	precision	recall	support
AFIB	0.824931	0.844359	0.806449	875.0
GSVT	0.869600	0.871796	0.867472	691.0
SB	0.945706	0.941785	0.949662	1553.0
SR	0.899845	0.885673	0.914520	907.0
macro avg	0.885020	0.885903	0.884526	4026.0
micro avg	0.896513	0.896513	0.896513	4026.0
weighted avg	0.896063	0.895957	0.896513	4026.0

The result of Model Number:Dataset Number:Featuregroup Number:Rescale of 77 : 0 : 7 :
1

	f1-score	precision	recall	support
AFIB	0.686195	0.692425	0.680428	204.0
GSVT	0.708874	0.704590	0.713396	300.0
SB	0.723704	0.722735	0.724678	892.0
SR	0.717008	0.718495	0.715533	681.0
macro avg	0.708945	0.709561	0.708509	2077.0
micro avg	0.715704	0.715704	0.715704	2077.0
weighted avg	0.715683	0.715747	0.715704	2077.0

The result of Model Number:Dataset Number:Featuregroup Number:Rescale of 77 : 0 : 8 :
0

f1-score precision recall support
AFIB 0.672879 0.668217 0.677741 875.0
GSVT 0.683260 0.686032 0.680620 691.0
SB 0.741338 0.733629 0.749214 1553.0
SR 0.703907 0.720286 0.688321 907.0
macro avg 0.700346 0.702041 0.698974 4026.0
micro avg 0.708189 0.708189 0.708189 4026.0
weighted avg 0.708058 0.708238 0.708189 4026.0
The result of Model Number:Dataset Number:Featuregroup Number:Rescale of 77 : 0 : 8 :
1

f1-score precision recall support
AFIB 0.681772 0.680676 0.683151 875.0
GSVT 0.697669 0.694032 0.701384 691.0
SB 0.729449 0.723269 0.735741 1553.0
SR 0.701603 0.717200 0.686905 907.0
macro avg 0.702623 0.703794 0.701795 4026.0
micro avg 0.707412 0.707412 0.707412 4026.0
weighted avg 0.707359 0.707626 0.707412 4026.0
The result of Model Number:Dataset Number:Featuregroup Number:Rescale of 77 : 0 : 9 :
0

f1-score precision recall support
AFIB 0.730601 0.715847 0.746035 875.0
GSVT 0.754824 0.766825 0.743355 691.0
SB 0.803144 0.803099 0.803195 1553.0
SR 0.783671 0.790812 0.776671 907.0
macro avg 0.768060 0.769146 0.767314 4026.0
micro avg 0.774526 0.774526 0.774526 4026.0
weighted avg 0.774697 0.775142 0.774526 4026.0
The result of Model Number:Dataset Number:Featuregroup Number:Rescale of 77 : 0 : 9 :
1

f1-score precision recall support
AFIB 0.730595 0.730404 0.730857 875.0
GSVT 0.745857 0.743037 0.748779 691.0
SB 0.794078 0.790492 0.797707 1553.0
SR 0.767316 0.776082 0.758774 907.0
macro avg 0.759462 0.760004 0.759029 4026.0
micro avg 0.766010 0.766010 0.766010 4026.0
weighted avg 0.765975 0.766042 0.766010 4026.0
The result of Model Number:Dataset Number:Featuregroup Number:Rescale of 77 : 0 :
10 : 0

f1-score precision recall support
AFIB 0.801022 0.784845 0.817944 875.0
GSVT 0.827580 0.840738 0.815005 691.0
SB 0.880557 0.880508 0.880613 1553.0

SR 0.859208 0.867037 0.851533 907.0
macro avg 0.842092 0.843282 0.841274 4026.0
micro avg 0.849181 0.849181 0.849181 4026.0
weighted avg 0.849369 0.849856 0.849181 4026.0
The result of Model Number:Dataset Number:Featuregroup Number:Rescale of 77 : 0 :

10 : 1

f1-score precision recall support

AFIB 0.862888 0.864868 0.861011 875.0
GSVT 0.865896 0.863455 0.868380 691.0
SB 0.908744 0.901219 0.916408 1553.0
SR 0.881482 0.894711 0.868676 907.0
macro avg 0.879753 0.881063 0.878619 4026.0
micro avg 0.885372 0.885372 0.885372 4026.0
weighted avg 0.885282 0.885371 0.885372 4026.0

The result of Model Number:Dataset Number:Featuregroup Number:Rescale of 77 : 1 : 0 :
0

f1-score precision recall support

AFIB 0.686223 0.671559 0.701581 875.0
GSVT 0.710627 0.721494 0.700146 691.0
SB 0.757527 0.757627 0.757430 1553.0
SR 0.738011 0.745654 0.730526 907.0
macro avg 0.723097 0.724083 0.722421 4026.0
micro avg 0.729399 0.729399 0.729399 4026.0
weighted avg 0.729584 0.730022 0.729399 4026.0

The result of Model Number:Dataset Number:Featuregroup Number:Rescale of 77 : 1 : 0 :
1

f1-score precision recall support

AFIB 0.614192 0.619279 0.691803 204.0
GSVT 0.666050 0.637542 0.751460 300.0
SB 0.608128 0.606015 0.610258 892.0
SR 0.602082 0.602195 0.601972 681.0
macro avg 0.622613 0.616258 0.663873 2077.0
micro avg 0.635946 0.635946 0.635946 2077.0
weighted avg 0.615107 0.610619 0.635946 2077.0

The result of Model Number:Dataset Number:Featuregroup Number:Rescale of 77 : 1 : 1 :
0

f1-score precision recall support

AFIB 0.855371 0.857542 0.853242 875.0
GSVT 0.870466 0.861037 0.880140 691.0
SB 0.917423 0.907045 0.928055 1553.0
SR 0.875477 0.899445 0.852788 907.0
macro avg 0.879684 0.881267 0.878556 4026.0
micro avg 0.886615 0.886615 0.886615 4026.0
weighted avg 0.886428 0.886678 0.886615 4026.0

The result of Model Number:Dataset Number:Featuregroup Number:Rescale of 77 : 1 : 1 : 1

	f1-score	precision	recall	support
AFIB	0.793727	0.805388	0.782471	204.0
GSVT	0.813837	0.806918	0.820893	300.0
SB	0.827903	0.824590	0.831244	892.0
SR	0.819715	0.823738	0.815740	681.0
macro avg	0.813795	0.815159	0.812587	2077.0
micro avg	0.819875	0.819875	0.819875	2077.0
weighted avg	0.819830	0.819872	0.819875	2077.0

The result of Model Number:Dataset Number:Featuregroup Number:Rescale of 77 : 1 : 2 : 0

	f1-score	precision	recall	support
AFIB	0.786758	0.774162	0.885262	204.0
GSVT	0.921086	0.910398	0.932364	300.0
SB	0.951927	0.948333	0.955556	892.0
SR	0.746899	0.750761	0.743204	681.0
macro avg	0.851668	0.845914	0.879096	2077.0
micro avg	0.875677	0.875677	0.875677	2077.0
weighted avg	0.864026	0.860968	0.875677	2077.0

The result of Model Number:Dataset Number:Featuregroup Number:Rescale of 77 : 1 : 2 : 1

	f1-score	precision	recall	support
AFIB	0.848508	0.853165	0.843956	875.0
GSVT	0.849695	0.838952	0.860849	691.0
SB	0.893601	0.890015	0.897223	1553.0
SR	0.874418	0.885033	0.864109	907.0
macro avg	0.866555	0.866791	0.866534	4026.0
micro avg	0.871943	0.871943	0.871943	4026.0
weighted avg	0.871943	0.872120	0.871943	4026.0

The result of Model Number:Dataset Number:Featuregroup Number:Rescale of 77 : 1 : 3 : 0

	f1-score	precision	recall	support
AFIB	0.903374	0.911706	0.895411	204.0
GSVT	0.936401	0.936434	0.936392	300.0
SB	0.956011	0.954313	0.957724	892.0
SR	0.945865	0.945612	0.946142	681.0
macro avg	0.935413	0.937016	0.933917	2077.0
micro avg	0.944725	0.944725	0.944725	2077.0
weighted avg	0.944682	0.944693	0.944725	2077.0

The result of Model Number:Dataset Number:Featuregroup Number:Rescale of 77 : 1 : 3 : 1

	f1-score	precision	recall	support
AFIB	0.634933	0.637525	0.632381	875.0

GSVT 0.591245 0.617339 0.567365 691.0
SB 0.634962 0.575193 0.708601 1553.0
SR 0.478974 0.596128 0.400465 907.0
macro avg 0.585028 0.606546 0.577203 4026.0
micro avg 0.598376 0.598376 0.598376 4026.0
weighted avg 0.592310 0.600690 0.598376 4026.0
The result of Model Number:Dataset Number:Featuregroup Number:Rescale of 77 : 1 : 4 :
0

f1-score precision recall support
AFIB 0.724756 0.728719 0.720860 875.0
GSVT 0.721302 0.715220 0.727561 691.0
SB 0.758630 0.751445 0.765956 1553.0
SR 0.730396 0.744020 0.717271 907.0
macro avg 0.733771 0.734851 0.732912 4026.0
micro avg 0.738597 0.738597 0.738597 4026.0
weighted avg 0.738500 0.738616 0.738597 4026.0
The result of Model Number:Dataset Number:Featuregroup Number:Rescale of 77 : 1 : 4 :
1

f1-score precision recall support
AFIB 0.772480 0.779493 0.765988 204.0
GSVT 0.798011 0.793188 0.803101 300.0
SB 0.814706 0.813614 0.815801 892.0
SR 0.807168 0.808841 0.805506 681.0
macro avg 0.798091 0.798784 0.797599 2077.0
micro avg 0.805699 0.805699 0.805699 2077.0
weighted avg 0.805675 0.805747 0.805699 2077.0
The result of Model Number:Dataset Number:Featuregroup Number:Rescale of 77 : 1 : 5 :
0

f1-score precision recall support
AFIB 0.891992 0.894325 0.889846 204.0
GSVT 0.912117 0.908586 0.915752 300.0
SB 0.932573 0.931329 0.933826 892.0
SR 0.925104 0.927703 0.922523 681.0
macro avg 0.915446 0.915486 0.915487 2077.0
micro avg 0.923190 0.923190 0.923190 2077.0
weighted avg 0.923184 0.923221 0.923190 2077.0
The result of Model Number:Dataset Number:Featuregroup Number:Rescale of 77 : 1 : 5 :
1

f1-score precision recall support
AFIB 0.898860 0.923531 0.875539 204.0
GSVT 0.919190 0.905068 0.933846 300.0
SB 0.939385 0.930299 0.948653 892.0
SR 0.915643 0.927085 0.904487 681.0
macro avg 0.918269 0.921496 0.915631 2077.0

micro avg 0.924852 0.924852 0.924852 2077.0
weighted avg 0.924703 0.924936 0.924852 2077.0
The result of Model Number:Dataset Number:Featuregroup Number:Rescale of 77 : 1 : 6 :
0

	f1-score	precision	recall	support
AFIB	0.807527	0.813928	0.801246	875.0
GSVT	0.817764	0.814159	0.821429	691.0
SB	0.869596	0.866158	0.873068	1553.0
SR	0.848227	0.850624	0.845885	907.0
macro avg	0.835779	0.836217	0.835407	4026.0
micro avg	0.842471	0.842471	0.842471	4026.0
weighted avg	0.842396	0.842382	0.842471	4026.0

The result of Model Number:Dataset Number:Featuregroup Number:Rescale of 77 : 1 : 6 :
1

	f1-score	precision	recall	support
AFIB	0.691004	0.706023	0.676800	204.0
GSVT	0.719528	0.715284	0.723843	300.0
SB	0.734987	0.733357	0.736632	892.0
SR	0.727619	0.727208	0.728048	681.0
macro avg	0.718284	0.720468	0.716331	2077.0
micro avg	0.726094	0.726094	0.726094	2077.0
weighted avg	0.726018	0.726046	0.726094	2077.0

The result of Model Number:Dataset Number:Featuregroup Number:Rescale of 77 : 1 : 7 :
0

	f1-score	precision	recall	support
AFIB	0.780572	0.784440	0.776825	875.0
GSVT	0.788344	0.789480	0.787331	691.0
SB	0.829838	0.825988	0.833734	1553.0
SR	0.814562	0.816602	0.812577	907.0
macro avg	0.803329	0.804128	0.802617	4026.0
micro avg	0.808635	0.808635	0.808635	4026.0
weighted avg	0.808568	0.808578	0.808635	4026.0

The result of Model Number:Dataset Number:Featuregroup Number:Rescale of 77 : 1 : 7 :
1

	f1-score	precision	recall	support
AFIB	0.777534	0.779507	0.775598	875.0
GSVT	0.791254	0.782683	0.800048	691.0
SB	0.833939	0.824505	0.843603	1553.0
SR	0.795809	0.817597	0.775186	907.0
macro avg	0.799634	0.801073	0.798609	4026.0
micro avg	0.805934	0.805934	0.805934	4026.0
weighted avg	0.805764	0.805991	0.805934	4026.0

The result of Model Number:Dataset Number:Featuregroup Number:Rescale of 77 : 1 : 8 :
0

f1-score precision recall support
AFIB 0.771312 0.808705 0.737310 204.0
GSVT 0.803435 0.792937 0.814378 300.0
SB 0.825075 0.818801 0.831457 892.0
SR 0.802102 0.804499 0.799755 681.0
macro avg 0.800481 0.806235 0.795725 2077.0
micro avg 0.809349 0.809349 0.809349 2077.0
weighted avg 0.809136 0.809384 0.809349 2077.0
The result of Model Number:Dataset Number:Featuregroup Number:Rescale of 77 : 1 : 8 :
1

f1-score precision recall support
AFIB 0.816180 0.792666 0.895507 875.0
GSVT 0.899540 0.896667 0.902548 691.0
SB 0.759345 0.748154 0.770937 1553.0
SR 0.909224 0.926971 0.892259 907.0
macro avg 0.846072 0.841114 0.865313 4026.0
micro avg 0.847932 0.847932 0.847932 4026.0
weighted avg 0.829525 0.823603 0.847932 4026.0
The result of Model Number:Dataset Number:Featuregroup Number:Rescale of 77 : 1 : 9 :
0

f1-score precision recall support
AFIB 0.908147 0.918238 0.898741 204.0
GSVT 0.936278 0.930948 0.941941 300.0
SB 0.954904 0.953624 0.956188 892.0
SR 0.946780 0.948049 0.945528 681.0
macro avg 0.936527 0.937715 0.935600 2077.0
micro avg 0.944993 0.944993 0.944993 2077.0
weighted avg 0.944958 0.945045 0.944993 2077.0
The result of Model Number:Dataset Number:Featuregroup Number:Rescale of 77 : 1 : 9 :
1

f1-score precision recall support
AFIB 0.800485 0.791547 0.809635 875.0
GSVT 0.816411 0.823889 0.809080 691.0
SB 0.870740 0.867904 0.873598 1553.0
SR 0.848167 0.856664 0.839840 907.0
macro avg 0.833951 0.835001 0.833038 4026.0
micro avg 0.841018 0.841018 0.841018 4026.0
weighted avg 0.841061 0.841222 0.841018 4026.0
The result of Model Number:Dataset Number:Featuregroup Number:Rescale of 77 : 1 :
10 : 0

f1-score precision recall support
AFIB 0.792084 0.791136 0.793168 875.0
GSVT 0.807524 0.810302 0.804848 691.0
SB 0.855288 0.850019 0.860629 1553.0

SR 0.837883 0.846066 0.829949 907.0
macro avg 0.823195 0.824381 0.822149 4026.0
micro avg 0.829482 0.829482 0.829482 4026.0
weighted avg 0.829432 0.829514 0.829482 4026.0
The result of Model Number:Dataset Number:Featuregroup Number:Rescale of 77 : 1 :
10 : 1

f1-score precision recall support
AFIB 0.838291 0.857248 0.820180 875.0
GSVT 0.888779 0.892562 0.885081 691.0
SB 0.965030 0.960482 0.969627 1553.0
SR 0.914353 0.900328 0.928860 907.0
macro avg 0.901614 0.902655 0.900937 4026.0
micro avg 0.913452 0.913452 0.913452 4026.0
weighted avg 0.912981 0.912836 0.913452 4026.0

The result of Model Number:Dataset Number:Featuregroup Number:Rescale of 78 : 0 : 0 :
0

f1-score precision recall support
AFIB 0.713348 0.729091 0.698324 204.0
GSVT 0.728938 0.716850 0.741528 300.0
SB 0.742945 0.737134 0.748857 892.0
SR 0.724915 0.733640 0.716396 681.0
macro avg 0.727536 0.729179 0.726276 2077.0
micro avg 0.732192 0.732192 0.732192 2077.0
weighted avg 0.732103 0.732269 0.732192 2077.0

The result of Model Number:Dataset Number:Featuregroup Number:Rescale of 78 : 0 : 0 :
1

f1-score precision recall support
AFIB 0.793569 0.795583 0.791593 875.0
GSVT 0.807572 0.798825 0.816548 691.0
SB 0.851137 0.841509 0.861001 1553.0
SR 0.812221 0.834458 0.791172 907.0
macro avg 0.816125 0.817594 0.815079 4026.0
micro avg 0.822555 0.822555 0.822555 4026.0
weighted avg 0.822381 0.822613 0.822555 4026.0

The result of Model Number:Dataset Number:Featuregroup Number:Rescale of 78 : 0 : 1 :
0

f1-score precision recall support
AFIB 0.805438 0.825525 0.786366 875.0
GSVT 0.856846 0.860130 0.853626 691.0
SB 0.927892 0.923399 0.932431 1553.0
SR 0.879229 0.864574 0.894446 907.0
macro avg 0.867351 0.868407 0.866717 4026.0
micro avg 0.878602 0.878602 0.878602 4026.0
weighted avg 0.878121 0.878016 0.878602 4026.0

The result of Model Number:Dataset Number:Featuregroup Number:Rescale of 78 : 0 : 1 :
1

	f1-score	precision	recall	support
AFIB	0.704987	0.763839	0.655960	204.0
GSVT	0.756180	0.746671	0.766242	300.0
SB	0.775484	0.764620	0.786752	892.0
SR	0.754330	0.757864	0.751197	681.0
macro avg	0.747745	0.758249	0.740038	2077.0
micro avg	0.759286	0.759286	0.759286	2077.0
weighted avg	0.758836	0.759736	0.759286	2077.0

The result of Model Number:Dataset Number:Featuregroup Number:Rescale of 78 : 0 : 2 :
0

	f1-score	precision	recall	support
AFIB	0.788833	0.789720	0.788091	204.0
GSVT	0.806944	0.805142	0.808815	300.0
SB	0.824048	0.822948	0.825155	892.0
SR	0.817876	0.819936	0.815837	681.0
macro avg	0.809425	0.809436	0.809474	2077.0
micro avg	0.816099	0.816099	0.816099	2077.0
weighted avg	0.816095	0.816125	0.816099	2077.0

The result of Model Number:Dataset Number:Featuregroup Number:Rescale of 78 : 0 : 2 :
1

	f1-score	precision	recall	support
AFIB	0.859881	0.852993	0.866981	875.0
GSVT	0.883628	0.885136	0.882229	691.0
SB	0.936786	0.934275	0.939318	1553.0
SR	0.911190	0.921797	0.900844	907.0
macro avg	0.897871	0.898550	0.897343	4026.0
micro avg	0.905130	0.905130	0.905130	4026.0
weighted avg	0.905181	0.905364	0.905130	4026.0

The result of Model Number:Dataset Number:Featuregroup Number:Rescale of 78 : 0 : 3 :
0

	f1-score	precision	recall	support
AFIB	0.862788	0.852722	0.875345	875.0
GSVT	0.887757	0.876996	0.899500	691.0
SB	0.901138	0.866354	0.952160	1553.0
SR	0.715550	0.753295	0.681451	907.0
macro avg	0.841808	0.837342	0.852114	4026.0
micro avg	0.865440	0.865440	0.865440	4026.0
weighted avg	0.848696	0.839747	0.865440	4026.0

The result of Model Number:Dataset Number:Featuregroup Number:Rescale of 78 : 0 : 3 :
1

	f1-score	precision	recall	support
AFIB	0.662955	0.663546	0.662432	875.0

GSVT 0.675098 0.676869 0.673450 691.0
SB 0.716626 0.711854 0.721469 1553.0
SR 0.702663 0.709078 0.696388 907.0
macro avg 0.689335 0.690337 0.688435 4026.0
micro avg 0.694746 0.694746 0.694746 4026.0
weighted avg 0.694688 0.694725 0.694746 4026.0
The result of Model Number:Dataset Number:Featuregroup Number:Rescale of 78 : 0 : 4 :
0

f1-score precision recall support

AFIB 0.781303 0.790439 0.772521 204.0
GSVT 0.704739 0.677833 0.804097 300.0
SB 0.653854 0.652313 0.655408 892.0
SR 0.811866 0.813426 0.810317 681.0
macro avg 0.737940 0.733503 0.760586 2077.0
micro avg 0.739178 0.739178 0.739178 2077.0
weighted avg 0.725530 0.722391 0.739178 2077.0

The result of Model Number:Dataset Number:Featuregroup Number:Rescale of 78 : 0 : 4 :
1

f1-score precision recall support

AFIB 0.751764 0.753110 0.750446 875.0
GSVT 0.719864 0.723646 0.716142 691.0
SB 0.761442 0.719555 0.808513 1553.0
SR 0.632381 0.711791 0.568967 907.0
macro avg 0.716363 0.727026 0.711017 4026.0
micro avg 0.726073 0.726073 0.726073 4026.0
weighted avg 0.723127 0.725801 0.726073 4026.0

The result of Model Number:Dataset Number:Featuregroup Number:Rescale of 78 : 0 : 5 :
0

f1-score precision recall support

AFIB 0.725690 0.739752 0.712478 204.0
GSVT 0.753830 0.747527 0.760379 300.0
SB 0.767896 0.766355 0.769445 892.0
SR 0.760574 0.761362 0.759791 681.0
macro avg 0.751997 0.753749 0.750523 2077.0
micro avg 0.759375 0.759375 0.759375 2077.0
weighted avg 0.759318 0.759385 0.759375 2077.0

The result of Model Number:Dataset Number:Featuregroup Number:Rescale of 78 : 0 : 5 :
1

f1-score precision recall support

AFIB 0.741986 0.735109 0.749034 875.0
GSVT 0.755311 0.759412 0.751266 691.0
SB 0.800295 0.798450 0.802149 1553.0
SR 0.781649 0.788862 0.774591 907.0
macro avg 0.769810 0.770458 0.769260 4026.0

micro avg 0.775663 0.775663 0.775663 4026.0
weighted avg 0.775700 0.775823 0.775663 4026.0
The result of Model Number:Dataset Number:Featuregroup Number:Rescale of 78 : 0 : 6 :
0

	f1-score	precision	recall	support
AFIB	0.855400	0.842284	0.869073	875.0
GSVT	0.884895	0.893569	0.876563	691.0
SB	0.941765	0.939565	0.944005	1553.0
SR	0.918239	0.929882	0.906904	907.0
macro avg	0.900075	0.901325	0.899136	4026.0
micro avg	0.907786	0.907786	0.907786	4026.0
weighted avg	0.907934	0.908346	0.907786	4026.0

The result of Model Number:Dataset Number:Featuregroup Number:Rescale of 78 : 0 : 6 :
1

	f1-score	precision	recall	support
AFIB	0.871928	0.879200	0.865075	204.0
GSVT	0.894961	0.890840	0.899140	300.0
SB	0.908458	0.905231	0.911714	892.0
SR	0.900068	0.904099	0.896119	681.0
macro avg	0.893854	0.894842	0.893012	2077.0
micro avg	0.900204	0.900204	0.900204	2077.0
weighted avg	0.900170	0.900224	0.900204	2077.0

The result of Model Number:Dataset Number:Featuregroup Number:Rescale of 78 : 0 : 7 :
0

	f1-score	precision	recall	support
AFIB	0.677712	0.675069	0.680424	875.0
GSVT	0.690395	0.691851	0.688986	691.0
SB	0.732878	0.731051	0.734718	1553.0
SR	0.715972	0.720781	0.711242	907.0
macro avg	0.704239	0.704688	0.703842	4026.0
micro avg	0.709780	0.709780	0.709780	4026.0
weighted avg	0.709788	0.709842	0.709780	4026.0

The result of Model Number:Dataset Number:Featuregroup Number:Rescale of 78 : 0 : 7 :
1

	f1-score	precision	recall	support
AFIB	0.744142	0.749008	0.739385	204.0
GSVT	0.762786	0.761029	0.764561	300.0
SB	0.776402	0.775282	0.777532	892.0
SR	0.770283	0.771088	0.769494	681.0
macro avg	0.763404	0.764102	0.762743	2077.0
micro avg	0.769276	0.769276	0.769276	2077.0
weighted avg	0.769261	0.769268	0.769276	2077.0

The result of Model Number:Dataset Number:Featuregroup Number:Rescale of 78 : 0 : 8 :
0

f1-score precision recall support
AFIB 0.705259 0.707897 0.702941 875.0
GSVT 0.721134 0.728091 0.714454 691.0
SB 0.766791 0.758749 0.775065 1553.0
SR 0.740238 0.746753 0.734091 907.0
macro avg 0.733356 0.735373 0.731638 4026.0
micro avg 0.739756 0.739756 0.739756 4026.0
weighted avg 0.739600 0.739733 0.739756 4026.0
The result of Model Number:Dataset Number:Featuregroup Number:Rescale of 78 : 0 : 8 :
1

f1-score precision recall support
AFIB 0.773864 0.759398 0.788975 875.0
GSVT 0.800971 0.813616 0.788813 691.0
SB 0.851799 0.850277 0.853334 1553.0
SR 0.830148 0.838943 0.821540 907.0
macro avg 0.814195 0.815558 0.813166 4026.0
micro avg 0.821110 0.821110 0.821110 4026.0
weighted avg 0.821259 0.821680 0.821110 4026.0
The result of Model Number:Dataset Number:Featuregroup Number:Rescale of 78 : 0 : 9 :
0

f1-score precision recall support
AFIB 0.597132 0.609681 0.585113 875.0
GSVT 0.635876 0.638060 0.633738 691.0
SB 0.692796 0.689531 0.696095 1553.0
SR 0.655809 0.647075 0.664836 907.0
macro avg 0.645403 0.646087 0.644945 4026.0
micro avg 0.654230 0.654230 0.654230 4026.0
weighted avg 0.653902 0.653778 0.654230 4026.0
The result of Model Number:Dataset Number:Featuregroup Number:Rescale of 78 : 0 : 9 :
1

f1-score precision recall support
AFIB 0.737757 0.746384 0.729465 204.0
GSVT 0.665461 0.640054 0.759281 300.0
SB 0.617411 0.615956 0.618879 892.0
SR 0.766616 0.768090 0.765154 681.0
macro avg 0.696811 0.692621 0.718195 2077.0
micro avg 0.697980 0.697980 0.697980 2077.0
weighted avg 0.685093 0.682129 0.697980 2077.0
The result of Model Number:Dataset Number:Featuregroup Number:Rescale of 78 : 0 :
10 : 0

f1-score precision recall support
AFIB 0.878680 0.885057 0.872457 875.0
GSVT 0.897954 0.889608 0.906526 691.0
SB 0.965037 0.959211 0.970941 1553.0

SR 0.933409 0.943832 0.923218 907.0
macro avg 0.918770 0.919427 0.918285 4026.0
micro avg 0.927729 0.927729 0.927729 4026.0
weighted avg 0.927630 0.927684 0.927729 4026.0
The result of Model Number:Dataset Number:Featuregroup Number:Rescale of 78 : 0 :
10 : 1

f1-score precision recall support
AFIB 0.759674 0.748994 0.770701 875.0
GSVT 0.776030 0.781853 0.770314 691.0
SB 0.825219 0.822794 0.827662 1553.0
SR 0.804892 0.816027 0.794070 907.0
macro avg 0.791454 0.792417 0.790687 4026.0
micro avg 0.797871 0.797871 0.797871 4026.0
weighted avg 0.797952 0.798203 0.797871 4026.0
The result of Model Number:Dataset Number:Featuregroup Number:Rescale of 78 : 1 : 0 :
0

f1-score precision recall support
AFIB 0.798002 0.816187 0.780736 875.0
GSVT 0.849176 0.850854 0.847788 691.0
SB 0.929055 0.923970 0.934199 1553.0
SR 0.878096 0.867445 0.889135 907.0
macro avg 0.863582 0.864614 0.862965 4026.0
micro avg 0.875862 0.875862 0.875862 4026.0
weighted avg 0.875382 0.875261 0.875862 4026.0
The result of Model Number:Dataset Number:Featuregroup Number:Rescale of 78 : 1 : 0 :
1

f1-score precision recall support
AFIB 0.919865 0.936747 0.904024 204.0
GSVT 0.954784 0.947107 0.962762 300.0
SB 0.972496 0.970760 0.974240 892.0
SR 0.962867 0.963724 0.962016 681.0
macro avg 0.952503 0.954585 0.950761 2077.0
micro avg 0.961678 0.961678 0.961678 2077.0
weighted avg 0.961611 0.961696 0.961678 2077.0
The result of Model Number:Dataset Number:Featuregroup Number:Rescale of 78 : 1 : 1 :
0

f1-score precision recall support
AFIB 0.851352 0.864259 0.838846 204.0
GSVT 0.865041 0.857749 0.872504 300.0
SB 0.884229 0.881377 0.887103 892.0
SR 0.874737 0.877987 0.871536 681.0
macro avg 0.868840 0.870343 0.867497 2077.0
micro avg 0.875150 0.875150 0.875150 2077.0
weighted avg 0.875116 0.875171 0.875150 2077.0

The result of Model Number:Dataset Number:Featuregroup Number:Rescale of 78 : 1 : 1 : 1

	f1-score	precision	recall	support
AFIB	0.772672	0.780147	0.765480	204.0
GSVT	0.800014	0.798437	0.801610	300.0
SB	0.816736	0.815289	0.818198	892.0
SR	0.809206	0.809598	0.808849	681.0
macro avg	0.799657	0.800867	0.798534	2077.0
micro avg	0.807559	0.807559	0.807559	2077.0
weighted avg	0.807524	0.807537	0.807559	2077.0

The result of Model Number:Dataset Number:Featuregroup Number:Rescale of 78 : 1 : 2 : 0

	f1-score	precision	recall	support
AFIB	0.760388	0.754572	0.766395	875.0
GSVT	0.777884	0.782137	0.773722	691.0
SB	0.823716	0.823139	0.824300	1553.0
SR	0.801837	0.805726	0.798026	907.0
macro avg	0.790956	0.791393	0.790611	4026.0
micro avg	0.797115	0.797115	0.797115	4026.0
weighted avg	0.797157	0.797277	0.797115	4026.0

The result of Model Number:Dataset Number:Featuregroup Number:Rescale of 78 : 1 : 2 : 1

	f1-score	precision	recall	support
AFIB	0.819802	0.825325	0.814473	875.0
GSVT	0.834432	0.822842	0.846507	691.0
SB	0.889178	0.883090	0.895359	1553.0
SR	0.853145	0.867882	0.838947	907.0
macro avg	0.849139	0.849785	0.848821	4026.0
micro avg	0.856686	0.856686	0.856686	4026.0
weighted avg	0.856586	0.856769	0.856686	4026.0

The result of Model Number:Dataset Number:Featuregroup Number:Rescale of 78 : 1 : 3 : 0

	f1-score	precision	recall	support
AFIB	0.761532	0.762211	0.760932	875.0
GSVT	0.775481	0.777515	0.773587	691.0
SB	0.823184	0.817703	0.828747	1553.0
SR	0.807144	0.814514	0.799937	907.0
macro avg	0.791835	0.792986	0.790801	4026.0
micro avg	0.798050	0.798050	0.798050	4026.0
weighted avg	0.797983	0.798026	0.798050	4026.0

The result of Model Number:Dataset Number:Featuregroup Number:Rescale of 78 : 1 : 3 : 1

	f1-score	precision	recall	support
AFIB	0.766179	0.776019	0.756623	875.0

GSVT 0.774655 0.768390 0.781146 691.0
SB 0.828659 0.826168 0.831168 1553.0
SR 0.808140 0.807800 0.808490 907.0
macro avg 0.794408 0.794594 0.794357 4026.0
micro avg 0.801272 0.801272 0.801272 4026.0
weighted avg 0.801188 0.801214 0.801272 4026.0
The result of Model Number:Dataset Number:Featuregroup Number:Rescale of 78 : 1 : 4 :
0

f1-score precision recall support
AFIB 0.793837 0.797600 0.790114 875.0
GSVT 0.803684 0.799892 0.807530 691.0
SB 0.847699 0.845910 0.849501 1553.0
SR 0.831635 0.833964 0.829339 907.0
macro avg 0.819214 0.819341 0.819121 4026.0
micro avg 0.824848 0.824848 0.824848 4026.0
weighted avg 0.824819 0.824821 0.824848 4026.0
The result of Model Number:Dataset Number:Featuregroup Number:Rescale of 78 : 1 : 4 :
1

f1-score precision recall support
AFIB 0.747353 0.754247 0.740766 204.0
GSVT 0.774676 0.774704 0.774669 300.0
SB 0.790900 0.789495 0.792317 892.0
SR 0.782506 0.782297 0.782735 681.0
macro avg 0.773859 0.775186 0.772622 2077.0
micro avg 0.781563 0.781563 0.781563 2077.0
weighted avg 0.781528 0.781537 0.781563 2077.0
The result of Model Number:Dataset Number:Featuregroup Number:Rescale of 78 : 1 : 5 :
0

f1-score precision recall support
AFIB 0.853611 0.853387 0.853916 875.0
GSVT 0.871442 0.868147 0.874856 691.0
SB 0.927782 0.923593 0.932023 1553.0
SR 0.896514 0.906757 0.886534 907.0
macro avg 0.887337 0.887971 0.886832 4026.0
micro avg 0.894988 0.894988 0.894988 4026.0
weighted avg 0.894948 0.895025 0.894988 4026.0
The result of Model Number:Dataset Number:Featuregroup Number:Rescale of 78 : 1 : 5 :
1

f1-score precision recall support
AFIB 0.730844 0.744848 0.717544 204.0
GSVT 0.754085 0.750201 0.758080 300.0
SB 0.772734 0.771531 0.773947 892.0
SR 0.765120 0.764360 0.765906 681.0
macro avg 0.755696 0.757735 0.753869 2077.0

micro avg 0.763479 0.763479 0.763479 2077.0
weighted avg 0.763430 0.763478 0.763479 2077.0
The result of Model Number:Dataset Number:Featuregroup Number:Rescale of 78 : 1 : 6 :
0

	f1-score	precision	recall	support
AFIB	0.883757	0.881525	0.886139	875.0
GSVT	0.900999	0.896045	0.906056	691.0
SB	0.943417	0.937729	0.949187	1553.0
SR	0.915601	0.932126	0.899668	907.0
macro avg	0.910943	0.911856	0.910263	4026.0
micro avg	0.916926	0.916926	0.916926	4026.0
weighted avg	0.916904	0.917097	0.916926	4026.0

The result of Model Number:Dataset Number:Featuregroup Number:Rescale of 78 : 1 : 6 :
1

	f1-score	precision	recall	support
AFIB	0.705951	0.716213	0.696299	204.0
GSVT	0.721520	0.711759	0.731611	300.0
SB	0.732379	0.724747	0.740180	892.0
SR	0.717864	0.729743	0.706377	681.0
macro avg	0.719429	0.720615	0.718617	2077.0
micro avg	0.723549	0.723549	0.723549	2077.0
weighted avg	0.723456	0.723671	0.723549	2077.0

The result of Model Number:Dataset Number:Featuregroup Number:Rescale of 78 : 1 : 7 :
0

	f1-score	precision	recall	support
AFIB	0.773877	0.779494	0.768396	875.0
GSVT	0.790852	0.783502	0.798402	691.0
SB	0.849934	0.844803	0.855133	1553.0
SR	0.822079	0.831258	0.813103	907.0
macro avg	0.809186	0.809764	0.808759	4026.0
micro avg	0.817076	0.817076	0.817076	4026.0
weighted avg	0.816988	0.817036	0.817076	4026.0

The result of Model Number:Dataset Number:Featuregroup Number:Rescale of 78 : 1 : 7 :
1

	f1-score	precision	recall	support
AFIB	0.719258	0.732476	0.706597	204.0
GSVT	0.731340	0.726550	0.736212	300.0
SB	0.743850	0.740218	0.747519	892.0
SR	0.736161	0.739222	0.733136	681.0
macro avg	0.732652	0.734617	0.730866	2077.0
micro avg	0.737151	0.737151	0.737151	2077.0
weighted avg	0.737107	0.737157	0.737151	2077.0

The result of Model Number:Dataset Number:Featuregroup Number:Rescale of 78 : 1 : 8 :
0

f1-score precision recall support
AFIB 0.560530 0.619159 0.512208 204.0
GSVT 0.659425 0.650718 0.668438 300.0
SB 0.699317 0.696600 0.702061 892.0
SR 0.682513 0.672786 0.692533 681.0
macro avg 0.650446 0.659816 0.643810 2077.0
micro avg 0.675433 0.675433 0.675433 2077.0
weighted avg 0.674414 0.674558 0.675433 2077.0
The result of Model Number:Dataset Number:Featuregroup Number:Rescale of 78 : 1 : 8 :
1

f1-score precision recall support
AFIB 0.860480 0.857993 0.863061 875.0
GSVT 0.876428 0.875715 0.877203 691.0
SB 0.930894 0.927038 0.934789 1553.0
SR 0.902947 0.912867 0.893290 907.0
macro avg 0.892687 0.893403 0.892086 4026.0
micro avg 0.899967 0.899967 0.899967 4026.0
weighted avg 0.899946 0.900031 0.899967 4026.0
The result of Model Number:Dataset Number:Featuregroup Number:Rescale of 78 : 1 : 9 :
0

f1-score precision recall support
AFIB 0.527557 0.574691 0.557112 204.0
GSVT 0.716569 0.704855 0.728925 300.0
SB 0.610021 0.605375 0.614785 892.0
SR 0.745956 0.737516 0.754614 681.0
macro avg 0.650026 0.655609 0.663859 2077.0
micro avg 0.671453 0.671453 0.671453 2077.0
weighted avg 0.661881 0.660056 0.671453 2077.0
The result of Model Number:Dataset Number:Featuregroup Number:Rescale of 78 : 1 : 9 :
1

f1-score precision recall support
AFIB 0.864732 0.887582 0.843113 204.0
GSVT 0.888446 0.881066 0.896114 300.0
SB 0.912928 0.909578 0.916305 892.0
SR 0.898793 0.899882 0.897730 681.0
macro avg 0.891225 0.894527 0.888316 2077.0
micro avg 0.900110 0.900110 0.900110 2077.0
weighted avg 0.900024 0.900120 0.900110 2077.0
The result of Model Number:Dataset Number:Featuregroup Number:Rescale of 78 : 1 :
10 : 0

f1-score precision recall support
AFIB 0.880240 0.880010 0.880556 875.0
GSVT 0.898628 0.895231 0.902148 691.0
SB 0.956725 0.952406 0.961099 1553.0

SR 0.924482 0.935044 0.914191 907.0
macro avg 0.915019 0.915673 0.914499 4026.0
micro avg 0.922908 0.922908 0.922908 4026.0
weighted avg 0.922867 0.922947 0.922908 4026.0
The result of Model Number:Dataset Number:Featuregroup Number:Rescale of 78 : 1 : 10 : 1

f1-score precision recall support
AFIB 0.763102 0.778410 0.748536 204.0
GSVT 0.780787 0.772671 0.789117 300.0
SB 0.795227 0.792134 0.798347 892.0
SR 0.786871 0.790154 0.783633 681.0
macro avg 0.781497 0.783342 0.779908 2077.0
micro avg 0.787297 0.787297 0.787297 2077.0
weighted avg 0.787246 0.787326 0.787297 2077.0

The result of Model Number:Dataset Number:Featuregroup Number:Rescale of 79 : 0 : 0 : 0

f1-score precision recall support
AFIB 0.798385 0.800411 0.796397 875.0
GSVT 0.812473 0.803672 0.821503 691.0
SB 0.856302 0.846616 0.866226 1553.0
SR 0.817150 0.839522 0.795974 907.0
macro avg 0.821078 0.822555 0.820025 4026.0
micro avg 0.827547 0.827547 0.827547 4026.0
weighted avg 0.827372 0.827605 0.827547 4026.0

The result of Model Number:Dataset Number:Featuregroup Number:Rescale of 79 : 0 : 0 : 1

f1-score precision recall support
AFIB 0.651577 0.710589 0.602700 204.0
GSVT 0.756274 0.747632 0.765350 300.0
SB 0.801983 0.799930 0.804051 892.0
SR 0.782348 0.771753 0.793259 681.0
macro avg 0.748045 0.757476 0.741340 2077.0
micro avg 0.775146 0.775146 0.775146 2077.0
weighted avg 0.774170 0.774363 0.775146 2077.0

The result of Model Number:Dataset Number:Featuregroup Number:Rescale of 79 : 0 : 1 : 0

f1-score precision recall support
AFIB 0.775024 0.775575 0.774489 875.0
GSVT 0.785468 0.787017 0.783992 691.0
SB 0.834299 0.831526 0.837092 1553.0
SR 0.814695 0.817723 0.811716 907.0
macro avg 0.802371 0.802960 0.801822 4026.0
micro avg 0.808656 0.808656 0.808656 4026.0
weighted avg 0.808619 0.808617 0.808656 4026.0

The result of Model Number:Dataset Number:Featuregroup Number:Rescale of 79 : 0 : 1 :
1

	f1-score	precision	recall	support
AFIB	0.712198	0.724564	0.700338	204.0
GSVT	0.726232	0.724083	0.728410	300.0
SB	0.734796	0.732182	0.737432	892.0
SR	0.728822	0.729583	0.728079	681.0
macro avg	0.725512	0.727603	0.723565	2077.0
micro avg	0.729419	0.729419	0.729419	2077.0
weighted avg	0.729381	0.729412	0.729419	2077.0

The result of Model Number:Dataset Number:Featuregroup Number:Rescale of 79 : 0 : 2 :
0

	f1-score	precision	recall	support
AFIB	0.897317	0.916820	0.878873	204.0
GSVT	0.934358	0.928846	0.939961	300.0
SB	0.954432	0.952315	0.956569	892.0
SR	0.944864	0.944331	0.945421	681.0
macro avg	0.932743	0.935578	0.930206	2077.0
micro avg	0.942884	0.942884	0.942884	2077.0
weighted avg	0.942786	0.942821	0.942884	2077.0

The result of Model Number:Dataset Number:Featuregroup Number:Rescale of 79 : 0 : 2 :
1

	f1-score	precision	recall	support
AFIB	0.801596	0.829424	0.775682	204.0
GSVT	0.816966	0.808022	0.826210	300.0
SB	0.838714	0.832692	0.844826	892.0
SR	0.823735	0.827786	0.819739	681.0
macro avg	0.820253	0.824481	0.816614	2077.0
micro avg	0.827120	0.827120	0.827120	2077.0
weighted avg	0.827016	0.827199	0.827120	2077.0

The result of Model Number:Dataset Number:Featuregroup Number:Rescale of 79 : 0 : 3 :
0

	f1-score	precision	recall	support
AFIB	0.889349	0.912632	0.867630	204.0
GSVT	0.836816	0.861137	0.814287	300.0
SB	0.883020	0.851931	0.916480	892.0
SR	0.800350	0.826414	0.776040	681.0
macro avg	0.852384	0.863028	0.843609	2077.0
micro avg	0.850874	0.850874	0.850874	2077.0
weighted avg	0.849862	0.850856	0.850874	2077.0

The result of Model Number:Dataset Number:Featuregroup Number:Rescale of 79 : 0 : 3 :
1

	f1-score	precision	recall	support
AFIB	0.873633	0.883341	0.864585	204.0

GSVT 0.900695 0.895567 0.906143 300.0
SB 0.918613 0.917382 0.919848 892.0
SR 0.910798 0.912018 0.909593 681.0
macro avg 0.900935 0.902077 0.900042 2077.0
micro avg 0.909078 0.909078 0.909078 2077.0
weighted avg 0.909045 0.909129 0.909078 2077.0
The result of Model Number:Dataset Number:Featuregroup Number:Rescale of 79 : 0 : 4 :
0

f1-score precision recall support
AFIB 0.624817 0.640400 0.610022 875.0
GSVT 0.664696 0.667244 0.662198 691.0
SB 0.719810 0.716325 0.723331 1553.0
SR 0.682060 0.670691 0.693864 907.0
macro avg 0.672846 0.673665 0.672354 4026.0
micro avg 0.681574 0.681574 0.681574 4026.0
weighted avg 0.681200 0.681119 0.681574 4026.0
The result of Model Number:Dataset Number:Featuregroup Number:Rescale of 79 : 0 : 4 :
1

f1-score precision recall support
AFIB 0.795242 0.792943 0.797627 875.0
GSVT 0.809981 0.809323 0.810698 691.0
SB 0.860318 0.856754 0.863918 1553.0
SR 0.834490 0.843658 0.825565 907.0
macro avg 0.825008 0.825669 0.824452 4026.0
micro avg 0.831736 0.831736 0.831736 4026.0
weighted avg 0.831716 0.831794 0.831736 4026.0
The result of Model Number:Dataset Number:Featuregroup Number:Rescale of 79 : 0 : 5 :
0

f1-score precision recall support
AFIB 0.728006 0.719512 0.738601 875.0
GSVT 0.749074 0.739994 0.758983 691.0
SB 0.760365 0.731015 0.803416 1553.0
SR 0.603769 0.635617 0.574996 907.0
macro avg 0.710304 0.706535 0.718999 4026.0
micro avg 0.730243 0.730243 0.730243 4026.0
weighted avg 0.716115 0.708564 0.730243 4026.0
The result of Model Number:Dataset Number:Featuregroup Number:Rescale of 79 : 0 : 5 :
1

f1-score precision recall support
AFIB 0.744337 0.732663 0.756469 875.0
GSVT 0.717217 0.737779 0.697854 691.0
SB 0.753676 0.715472 0.796234 1553.0
SR 0.612358 0.681430 0.556095 907.0
macro avg 0.706897 0.716836 0.701663 4026.0

micro avg 0.716607 0.716607 0.716607 4026.0
weighted avg 0.713552 0.715367 0.716607 4026.0
The result of Model Number:Dataset Number:Featuregroup Number:Rescale of 79 : 0 : 6 :
0

	f1-score	precision	recall	support
AFIB	0.837965	0.858863	0.818123	875.0
GSVT	0.891448	0.894866	0.888098	691.0
SB	0.965364	0.960690	0.970086	1553.0
SR	0.914735	0.899489	0.930567	907.0
macro avg	0.902378	0.903477	0.901719	4026.0
micro avg	0.914084	0.914084	0.914084	4026.0
weighted avg	0.913583	0.913474	0.914084	4026.0

The result of Model Number:Dataset Number:Featuregroup Number:Rescale of 79 : 0 : 6 :
1

	f1-score	precision	recall	support
AFIB	0.690088	0.721250	0.661733	204.0
GSVT	0.714090	0.706071	0.722425	300.0
SB	0.686928	0.656980	0.735023	892.0
SR	0.572306	0.577185	0.567605	681.0
macro avg	0.665853	0.665371	0.671697	2077.0
micro avg	0.671113	0.671113	0.671113	2077.0
weighted avg	0.653580	0.644220	0.671113	2077.0

The result of Model Number:Dataset Number:Featuregroup Number:Rescale of 79 : 0 : 7 :
0

	f1-score	precision	recall	support
AFIB	0.853665	0.844134	0.863424	875.0
GSVT	0.870649	0.878624	0.862832	691.0
SB	0.928588	0.925564	0.931635	1553.0
SR	0.904515	0.913576	0.895635	907.0
macro avg	0.889354	0.890474	0.888381	4026.0
micro avg	0.896891	0.896891	0.896891	4026.0
weighted avg	0.896937	0.897109	0.896891	4026.0

The result of Model Number:Dataset Number:Featuregroup Number:Rescale of 79 : 0 : 7 :
1

	f1-score	precision	recall	support
AFIB	0.802082	0.805884	0.798320	875.0
GSVT	0.812032	0.808201	0.815918	691.0
SB	0.856504	0.854696	0.858324	1553.0
SR	0.840273	0.842626	0.837953	907.0
macro avg	0.827723	0.827852	0.827629	4026.0
micro avg	0.833415	0.833415	0.833415	4026.0
weighted avg	0.833386	0.833388	0.833415	4026.0

The result of Model Number:Dataset Number:Featuregroup Number:Rescale of 79 : 0 : 8 :
0

f1-score precision recall support
AFIB 0.778284 0.795884 0.761469 875.0
GSVT 0.825158 0.828670 0.821725 691.0
SB 0.895950 0.891728 0.900218 1553.0
SR 0.848901 0.835879 0.862370 907.0
macro avg 0.837073 0.838040 0.836445 4026.0
micro avg 0.848064 0.848064 0.848064 4026.0
weighted avg 0.847627 0.847493 0.848064 4026.0
The result of Model Number:Dataset Number:Featuregroup Number:Rescale of 79 : 0 : 8 :
1

f1-score precision recall support
AFIB 0.772261 0.783652 0.761279 204.0
GSVT 0.791219 0.788113 0.794374 300.0
SB 0.808791 0.807169 0.810423 892.0
SR 0.803054 0.803175 0.802941 681.0
macro avg 0.793831 0.795527 0.792254 2077.0
micro avg 0.800825 0.800825 0.800825 2077.0
weighted avg 0.800784 0.800797 0.800825 2077.0
The result of Model Number:Dataset Number:Featuregroup Number:Rescale of 79 : 0 : 9 :
0

f1-score precision recall support
AFIB 0.668371 0.675643 0.661448 204.0
GSVT 0.690989 0.688108 0.694007 300.0
SB 0.705149 0.704518 0.705781 892.0
SR 0.698485 0.698491 0.698485 681.0
macro avg 0.690748 0.691690 0.689930 2077.0
micro avg 0.697334 0.697334 0.697334 2077.0
weighted avg 0.697306 0.697336 0.697334 2077.0
The result of Model Number:Dataset Number:Featuregroup Number:Rescale of 79 : 0 : 9 :
1

f1-score precision recall support
AFIB 0.735960 0.737279 0.734670 875.0
GSVT 0.704731 0.708433 0.701088 691.0
SB 0.745435 0.704429 0.791517 1553.0
SR 0.619087 0.696828 0.557006 907.0
macro avg 0.701303 0.711742 0.696070 4026.0
micro avg 0.710809 0.710809 0.710809 4026.0
weighted avg 0.707925 0.710543 0.710809 4026.0
The result of Model Number:Dataset Number:Featuregroup Number:Rescale of 79 : 0 :
10 : 0

f1-score precision recall support
AFIB 0.843845 0.852065 0.835988 204.0
GSVT 0.863359 0.859395 0.867389 300.0
SB 0.875290 0.872279 0.878329 892.0

SR 0.867898 0.871265 0.864598 681.0
macro avg 0.862598 0.863751 0.861576 2077.0
micro avg 0.868088 0.868088 0.868088 2077.0
weighted avg 0.868055 0.868100 0.868088 2077.0
The result of Model Number:Dataset Number:Featuregroup Number:Rescale of 79 : 0 :
10 : 1

f1-score precision recall support
AFIB 0.671552 0.700638 0.644977 204.0
GSVT 0.627785 0.633644 0.622349 300.0
SB 0.650745 0.618751 0.686273 892.0
SR 0.579990 0.616592 0.547677 681.0
macro avg 0.632518 0.642406 0.625319 2077.0
micro avg 0.627542 0.627542 0.627542 2077.0
weighted avg 0.626273 0.628237 0.627542 2077.0

The result of Model Number:Dataset Number:Featuregroup Number:Rescale of 79 : 1 : 0 :
0

f1-score precision recall support
AFIB 0.740187 0.725442 0.755582 875.0
GSVT 0.602447 0.560243 0.755149 691.0
SB 0.488819 0.489661 0.487980 1553.0
SR 0.792438 0.799416 0.785614 907.0
macro avg 0.655973 0.643690 0.696081 4026.0
micro avg 0.659048 0.659048 0.659048 4026.0
weighted avg 0.631354 0.622803 0.659048 4026.0

The result of Model Number:Dataset Number:Featuregroup Number:Rescale of 79 : 1 : 0 :
1

f1-score precision recall support
AFIB 0.808187 0.816033 0.800991 204.0
GSVT 0.832413 0.828478 0.836605 300.0
SB 0.849269 0.848322 0.850221 892.0
SR 0.841797 0.842669 0.840931 681.0
macro avg 0.832916 0.833875 0.832187 2077.0
micro avg 0.840373 0.840373 0.840373 2077.0
weighted avg 0.840349 0.840431 0.840373 2077.0

The result of Model Number:Dataset Number:Featuregroup Number:Rescale of 79 : 1 : 1 :
0

f1-score precision recall support
AFIB 0.816149 0.784948 0.867487 875.0
GSVT 0.845668 0.816482 0.885256 691.0
SB 0.942232 0.925600 0.960507 1553.0
SR 0.798049 0.959608 0.689007 907.0
macro avg 0.850524 0.871659 0.850564 4026.0
micro avg 0.866210 0.866210 0.866210 4026.0
weighted avg 0.865773 0.883964 0.866210 4026.0

The result of Model Number:Dataset Number:Featuregroup Number:Rescale of 79 : 1 : 1 : 1

	f1-score	precision	recall	support
AFIB	0.765324	0.776927	0.754082	204.0
GSVT	0.777630	0.771075	0.784339	300.0
SB	0.794879	0.792315	0.797462	892.0
SR	0.786346	0.789267	0.783469	681.0
macro avg	0.781045	0.782396	0.779838	2077.0
micro avg	0.786718	0.786718	0.786718	2077.0
weighted avg	0.786687	0.786736	0.786718	2077.0

The result of Model Number:Dataset Number:Featuregroup Number:Rescale of 79 : 1 : 2 : 0

	f1-score	precision	recall	support
AFIB	0.797942	0.807068	0.789328	204.0
GSVT	0.816619	0.811787	0.821523	300.0
SB	0.783939	0.754982	0.832819	892.0
SR	0.657601	0.660784	0.654466	681.0
macro avg	0.764025	0.758655	0.774534	2077.0
micro avg	0.768438	0.768438	0.768438	2077.0
weighted avg	0.748612	0.737417	0.768438	2077.0

The result of Model Number:Dataset Number:Featuregroup Number:Rescale of 79 : 1 : 2 : 1

	f1-score	precision	recall	support
AFIB	0.694961	0.701296	0.688830	204.0
GSVT	0.713097	0.710762	0.715469	300.0
SB	0.726133	0.725649	0.726620	892.0
SR	0.719746	0.719540	0.719964	681.0
macro avg	0.713484	0.714311	0.712721	2077.0
micro avg	0.719115	0.719115	0.719115	2077.0
weighted avg	0.719094	0.719103	0.719115	2077.0

The result of Model Number:Dataset Number:Featuregroup Number:Rescale of 79 : 1 : 3 : 0

	f1-score	precision	recall	support
AFIB	0.900456	0.946976	0.858560	204.0
GSVT	0.944205	0.934976	0.953639	300.0
SB	0.960853	0.953124	0.968715	892.0
SR	0.948985	0.950140	0.947871	681.0
macro avg	0.938625	0.946304	0.932196	2077.0
micro avg	0.948884	0.948884	0.948884	2077.0
weighted avg	0.948625	0.948920	0.948884	2077.0

The result of Model Number:Dataset Number:Featuregroup Number:Rescale of 79 : 1 : 3 : 1

	f1-score	precision	recall	support
AFIB	0.694195	0.715576	0.674193	204.0

GSVT 0.711904 0.703190 0.720916 300.0
SB 0.731241 0.726896 0.735662 892.0
SR 0.718915 0.722461 0.715432 681.0
macro avg 0.714064 0.717031 0.711551 2077.0
micro avg 0.720862 0.720862 0.720862 2077.0
weighted avg 0.720768 0.720906 0.720862 2077.0
The result of Model Number:Dataset Number:Featuregroup Number:Rescale of 79 : 1 : 4 :
0

f1-score precision recall support
AFIB 0.662411 0.665456 0.659426 875.0
GSVT 0.634877 0.638702 0.631119 691.0
SB 0.681009 0.650654 0.714370 1553.0
SR 0.582412 0.634032 0.538682 907.0
macro avg 0.640177 0.647211 0.635899 4026.0
micro avg 0.648560 0.648560 0.648560 4026.0
weighted avg 0.646837 0.648075 0.648560 4026.0
The result of Model Number:Dataset Number:Featuregroup Number:Rescale of 79 : 1 : 4 :
1

f1-score precision recall support
AFIB 0.917550 0.922783 0.912528 204.0
GSVT 0.936429 0.929675 0.943292 300.0
SB 0.955342 0.951852 0.958874 892.0
SR 0.945181 0.951387 0.939080 681.0
macro avg 0.938626 0.938924 0.938443 2077.0
micro avg 0.945581 0.945581 0.945581 2077.0
weighted avg 0.945567 0.945641 0.945581 2077.0
The result of Model Number:Dataset Number:Featuregroup Number:Rescale of 79 : 1 : 5 :
0

f1-score precision recall support
AFIB 0.832634 0.830227 0.835132 875.0
GSVT 0.848066 0.847377 0.848816 691.0
SB 0.900770 0.897039 0.904539 1553.0
SR 0.873727 0.883326 0.864382 907.0
macro avg 0.863799 0.864492 0.863217 4026.0
micro avg 0.870843 0.870843 0.870843 4026.0
weighted avg 0.870823 0.870905 0.870843 4026.0
The result of Model Number:Dataset Number:Featuregroup Number:Rescale of 79 : 1 : 5 :
1

f1-score precision recall support
AFIB 0.722890 0.745236 0.702476 204.0
GSVT 0.674809 0.689479 0.661248 300.0
SB 0.711753 0.680164 0.746454 892.0
SR 0.640855 0.673786 0.611084 681.0
macro avg 0.687577 0.697166 0.680316 2077.0

micro avg 0.685443 0.685443 0.685443 2077.0
weighted avg 0.684265 0.685810 0.685443 2077.0
The result of Model Number:Dataset Number:Featuregroup Number:Rescale of 79 : 1 : 6 :
0

	f1-score	precision	recall	support
AFIB	0.806309	0.830762	0.783289	875.0
GSVT	0.860747	0.854777	0.866846	691.0
SB	0.941762	0.938159	0.945398	1553.0
SR	0.890679	0.877311	0.904513	907.0
macro avg	0.874874	0.875252	0.875012	4026.0
micro avg	0.887473	0.887473	0.887473	4026.0
weighted avg	0.886910	0.886798	0.887473	4026.0

The result of Model Number:Dataset Number:Featuregroup Number:Rescale of 79 : 1 : 6 :
1

	f1-score	precision	recall	support
AFIB	0.782224	0.822636	0.745829	204.0
GSVT	0.820229	0.812211	0.828424	300.0
SB	0.834691	0.827976	0.841521	892.0
SR	0.824381	0.825385	0.823414	681.0
macro avg	0.815381	0.822052	0.809797	2077.0
micro avg	0.824293	0.824293	0.824293	2077.0
weighted avg	0.824069	0.824325	0.824293	2077.0

The result of Model Number:Dataset Number:Featuregroup Number:Rescale of 79 : 1 : 7 :
0

	f1-score	precision	recall	support
AFIB	0.825032	0.821814	0.828333	875.0
GSVT	0.840473	0.842245	0.838757	691.0
SB	0.892190	0.889966	0.894430	1553.0
SR	0.871609	0.877463	0.865850	907.0
macro avg	0.857326	0.857872	0.856843	4026.0
micro avg	0.864071	0.864071	0.864071	4026.0
weighted avg	0.864081	0.864147	0.864071	4026.0

The result of Model Number:Dataset Number:Featuregroup Number:Rescale of 79 : 1 : 7 :
1

	f1-score	precision	recall	support
AFIB	0.676755	0.657985	0.698758	875.0
GSVT	0.685590	0.714468	0.663174	691.0
SB	0.753144	0.752764	0.753535	1553.0
SR	0.734250	0.738845	0.729717	907.0
macro avg	0.712435	0.716015	0.711296	4026.0
micro avg	0.720755	0.720755	0.720755	4026.0
weighted avg	0.720691	0.722456	0.720755	4026.0

The result of Model Number:Dataset Number:Featuregroup Number:Rescale of 79 : 1 : 8 :
0

f1-score precision recall support
AFIB 0.789883 0.806520 0.774044 204.0
GSVT 0.814442 0.807001 0.822040 300.0
SB 0.827743 0.825898 0.829599 892.0
SR 0.817906 0.818761 0.817062 681.0
macro avg 0.812494 0.814545 0.810686 2077.0
micro avg 0.818940 0.818940 0.818940 2077.0
weighted avg 0.818878 0.818925 0.818940 2077.0
The result of Model Number:Dataset Number:Featuregroup Number:Rescale of 79 : 1 : 8 :
1

f1-score precision recall support
AFIB 0.849654 0.877870 0.823518 204.0
GSVT 0.881899 0.874823 0.889222 300.0
SB 0.901383 0.897680 0.905120 892.0
SR 0.892965 0.892834 0.893096 681.0
macro avg 0.881475 0.885802 0.877739 2077.0
micro avg 0.890867 0.890867 0.890867 2077.0
weighted avg 0.890728 0.890844 0.890867 2077.0
The result of Model Number:Dataset Number:Featuregroup Number:Rescale of 79 : 1 : 9 :
0

f1-score precision recall support
AFIB 0.802923 0.837697 0.771148 204.0
GSVT 0.750593 0.757598 0.744093 300.0
SB 0.778044 0.739792 0.820523 892.0
SR 0.693448 0.737211 0.654815 681.0
macro avg 0.756252 0.768075 0.747645 2077.0
micro avg 0.750302 0.750302 0.750302 2077.0
weighted avg 0.748786 0.751134 0.750302 2077.0
The result of Model Number:Dataset Number:Featuregroup Number:Rescale of 79 : 1 : 9 :
1

f1-score precision recall support
AFIB 0.835233 0.824570 0.846225 875.0
GSVT 0.849894 0.854768 0.845098 691.0
SB 0.909759 0.905938 0.913621 1553.0
SR 0.882971 0.897263 0.869143 907.0
macro avg 0.869464 0.870635 0.868522 4026.0
micro avg 0.877192 0.877192 0.877192 4026.0
weighted avg 0.877252 0.877517 0.877192 4026.0
The result of Model Number:Dataset Number:Featuregroup Number:Rescale of 79 : 1 :
10 : 0

f1-score precision recall support
AFIB 0.768444 0.768397 0.768538 875.0
GSVT 0.770107 0.765943 0.774329 691.0
SB 0.806898 0.801529 0.812349 1553.0

SR 0.785472 0.798359 0.773023 907.0
macro avg 0.782730 0.783557 0.782060 4026.0
micro avg 0.787442 0.787442 0.787442 4026.0
weighted avg 0.787399 0.787506 0.787442 4026.0
The result of Model Number:Dataset Number:Featuregroup Number:Rescale of 79 : 1 :
10 : 1

f1-score precision recall support
AFIB 0.815171 0.807713 0.822804 875.0
GSVT 0.825616 0.832900 0.818581 691.0
SB 0.877603 0.872976 0.882292 1553.0
SR 0.857764 0.868101 0.847748 907.0
macro avg 0.844038 0.845423 0.842856 4026.0
micro avg 0.850646 0.850646 0.850646 4026.0
weighted avg 0.850642 0.850815 0.850646 4026.0

The result of Model Number:Dataset Number:Featuregroup Number:Rescale of 80 : 0 : 0 :
0

f1-score precision recall support
AFIB 0.863580 0.926000 0.809639 204.0
GSVT 0.817990 0.822415 0.813947 300.0
SB 0.854407 0.803174 0.912641 892.0
SR 0.750233 0.809670 0.699022 681.0
macro avg 0.821553 0.840315 0.808812 2077.0
micro avg 0.818228 0.818228 0.818228 2077.0
weighted avg 0.815892 0.820147 0.818228 2077.0

The result of Model Number:Dataset Number:Featuregroup Number:Rescale of 80 : 0 : 0 :
1

f1-score precision recall support
AFIB 0.662245 0.663356 0.678659 204.0
GSVT 0.656019 0.681476 0.633241 300.0
SB 0.695851 0.657690 0.738998 892.0
SR 0.603154 0.658817 0.557691 681.0
macro avg 0.654317 0.665335 0.652147 2077.0
micro avg 0.658350 0.658350 0.658350 2077.0
weighted avg 0.656404 0.662051 0.658350 2077.0

The result of Model Number:Dataset Number:Featuregroup Number:Rescale of 80 : 0 : 1 :
0

f1-score precision recall support
AFIB 0.824454 0.867863 0.785401 204.0
GSVT 0.865854 0.858270 0.873612 300.0
SB 0.888321 0.882838 0.893890 892.0
SR 0.876202 0.874425 0.878007 681.0
macro avg 0.863708 0.870849 0.857728 2077.0
micro avg 0.875098 0.875098 0.875098 2077.0
weighted avg 0.874830 0.875060 0.875098 2077.0

The result of Model Number:Dataset Number:Featuregroup Number:Rescale of 80 : 0 : 1 : 1

	f1-score	precision	recall	support
AFIB	0.854266	0.857018	0.851612	875.0
GSVT	0.866276	0.852523	0.880559	691.0
SB	0.912763	0.905142	0.920520	1553.0
SR	0.866881	0.888897	0.845960	907.0
macro avg	0.875046	0.875895	0.874663	4026.0
micro avg	0.881888	0.881888	0.881888	4026.0
weighted avg	0.881734	0.881992	0.881888	4026.0

The result of Model Number:Dataset Number:Featuregroup Number:Rescale of 80 : 0 : 2 : 0

	f1-score	precision	recall	support
AFIB	0.743664	0.757553	0.823349	204.0
GSVT	0.893063	0.874971	0.912370	300.0
SB	0.734675	0.727812	0.741679	892.0
SR	0.894202	0.901672	0.886979	681.0
macro avg	0.816401	0.815502	0.841094	2077.0
micro avg	0.821995	0.821995	0.821995	2077.0
weighted avg	0.810741	0.808993	0.821995	2077.0

The result of Model Number:Dataset Number:Featuregroup Number:Rescale of 80 : 0 : 2 : 1

	f1-score	precision	recall	support
AFIB	0.874511	0.874081	0.875009	875.0
GSVT	0.893495	0.889098	0.897991	691.0
SB	0.934611	0.928502	0.940809	1553.0
SR	0.908006	0.922796	0.893707	907.0
macro avg	0.902656	0.903619	0.901879	4026.0
micro avg	0.908547	0.908547	0.908547	4026.0
weighted avg	0.908498	0.908626	0.908547	4026.0

The result of Model Number:Dataset Number:Featuregroup Number:Rescale of 80 : 0 : 3 : 0

	f1-score	precision	recall	support
AFIB	0.739391	0.746006	0.732985	875.0
GSVT	0.753513	0.739185	0.768552	691.0
SB	0.799791	0.792862	0.806845	1553.0
SR	0.766941	0.784575	0.750117	907.0
macro avg	0.764909	0.765657	0.764624	4026.0
micro avg	0.771440	0.771440	0.771440	4026.0
weighted avg	0.771320	0.771599	0.771440	4026.0

The result of Model Number:Dataset Number:Featuregroup Number:Rescale of 80 : 0 : 3 : 1

	f1-score	precision	recall	support
AFIB	0.722533	0.726846	0.718291	204.0

GSVT 0.740287 0.737108 0.743494 300.0
SB 0.752965 0.751874 0.754061 892.0
SR 0.746080 0.747621 0.744549 681.0
macro avg 0.740466 0.740862 0.740099 2077.0
micro avg 0.745903 0.745903 0.745903 2077.0
weighted avg 0.745887 0.745889 0.745903 2077.0
The result of Model Number:Dataset Number:Featuregroup Number:Rescale of 80 : 0 : 4 :
0

f1-score precision recall support
AFIB 0.871232 0.869830 0.872994 875.0
GSVT 0.891545 0.886898 0.896293 691.0
SB 0.932157 0.924260 0.940198 1553.0
SR 0.896573 0.916505 0.877791 907.0
macro avg 0.897877 0.899373 0.896819 4026.0
micro avg 0.903997 0.903997 0.903997 4026.0
weighted avg 0.903929 0.904270 0.903997 4026.0
The result of Model Number:Dataset Number:Featuregroup Number:Rescale of 80 : 0 : 4 :
1

f1-score precision recall support
AFIB 0.882310 0.922152 0.846056 204.0
GSVT 0.912998 0.902744 0.923653 300.0
SB 0.878270 0.839979 0.939761 892.0
SR 0.731719 0.737958 0.725709 681.0
macro avg 0.851324 0.850708 0.858795 2077.0
micro avg 0.858048 0.858048 0.858048 2077.0
weighted avg 0.835632 0.823665 0.858048 2077.0
The result of Model Number:Dataset Number:Featuregroup Number:Rescale of 80 : 0 : 5 :
0

f1-score precision recall support
AFIB 0.838686 0.846189 0.831420 875.0
GSVT 0.854704 0.838452 0.871763 691.0
SB 0.907197 0.899338 0.915198 1553.0
SR 0.869936 0.889938 0.850852 907.0
macro avg 0.867631 0.868479 0.867308 4026.0
micro avg 0.875039 0.875039 0.875039 4026.0
weighted avg 0.874903 0.875219 0.875039 4026.0
The result of Model Number:Dataset Number:Featuregroup Number:Rescale of 80 : 0 : 5 :
1

f1-score precision recall support
AFIB 0.759339 0.763871 0.754880 204.0
GSVT 0.777997 0.774656 0.781367 300.0
SB 0.791321 0.790175 0.792473 892.0
SR 0.784085 0.785705 0.782476 681.0
macro avg 0.778185 0.778602 0.777799 2077.0

micro avg 0.783899 0.783899 0.783899 2077.0
weighted avg 0.783883 0.783884 0.783899 2077.0
The result of Model Number:Dataset Number:Featuregroup Number:Rescale of 80 : 0 : 6 :
0

	f1-score	precision	recall	support
AFIB	0.893093	0.886262	0.900149	875.0
GSVT	0.913643	0.918639	0.908754	691.0
SB	0.967474	0.966796	0.968159	1553.0
SR	0.941776	0.946344	0.937300	907.0
macro avg	0.928996	0.929510	0.928591	4026.0
micro avg	0.936230	0.936230	0.936230	4026.0
weighted avg	0.936280	0.936420	0.936230	4026.0

The result of Model Number:Dataset Number:Featuregroup Number:Rescale of 80 : 0 : 6 :
1

	f1-score	precision	recall	support
AFIB	0.786113	0.802160	0.771042	204.0
GSVT	0.814658	0.807580	0.822009	300.0
SB	0.830321	0.828838	0.831810	892.0
SR	0.822592	0.823083	0.822107	681.0
macro avg	0.813421	0.815415	0.811742	2077.0
micro avg	0.821245	0.821245	0.821245	2077.0
weighted avg	0.821182	0.821260	0.821245	2077.0

The result of Model Number:Dataset Number:Featuregroup Number:Rescale of 80 : 0 : 7 :
0

	f1-score	precision	recall	support
AFIB	0.765046	0.754193	0.776236	875.0
GSVT	0.780786	0.788396	0.773328	691.0
SB	0.830909	0.828201	0.833636	1553.0
SR	0.811504	0.821876	0.801400	907.0
macro avg	0.797062	0.798167	0.796150	4026.0
micro avg	0.803548	0.803548	0.803548	4026.0
weighted avg	0.803620	0.803860	0.803548	4026.0

The result of Model Number:Dataset Number:Featuregroup Number:Rescale of 80 : 0 : 7 :
1

	f1-score	precision	recall	support
AFIB	0.640085	0.709058	0.583854	204.0
GSVT	0.754493	0.743917	0.765568	300.0
SB	0.801089	0.798509	0.803693	892.0
SR	0.780579	0.768706	0.792844	681.0
macro avg	0.744061	0.755047	0.736490	2077.0
micro avg	0.773037	0.773037	0.773037	2077.0
weighted avg	0.771820	0.772066	0.773037	2077.0

The result of Model Number:Dataset Number:Featuregroup Number:Rescale of 80 : 0 : 8 :
0

f1-score precision recall support
AFIB 0.714205 0.729038 0.700127 875.0
GSVT 0.696492 0.672301 0.753346 691.0
SB 0.820925 0.817223 0.824674 1553.0
SR 0.624106 0.614030 0.634574 907.0
macro avg 0.713932 0.708148 0.728180 4026.0
micro avg 0.742536 0.742536 0.742536 4026.0
weighted avg 0.732033 0.727407 0.742536 4026.0
The result of Model Number:Dataset Number:Featuregroup Number:Rescale of 80 : 0 : 8 :
1

f1-score precision recall support
AFIB 0.680355 0.671243 0.689761 875.0
GSVT 0.695567 0.700996 0.690233 691.0
SB 0.738498 0.736187 0.740827 1553.0
SR 0.720639 0.730193 0.711345 907.0
macro avg 0.708765 0.709655 0.708041 4026.0
micro avg 0.714403 0.714403 0.714403 4026.0
weighted avg 0.714469 0.714682 0.714403 4026.0
The result of Model Number:Dataset Number:Featuregroup Number:Rescale of 80 : 0 : 9 :
0

f1-score precision recall support
AFIB 0.883960 0.926282 0.845545 204.0
GSVT 0.931048 0.921081 0.941267 300.0
SB 0.950824 0.945572 0.956148 892.0
SR 0.940083 0.939268 0.940916 681.0
macro avg 0.926479 0.933051 0.920969 2077.0
micro avg 0.938141 0.938141 0.938141 2077.0
weighted avg 0.937879 0.938073 0.938141 2077.0
The result of Model Number:Dataset Number:Featuregroup Number:Rescale of 80 : 0 : 9 :
1

f1-score precision recall support
AFIB 0.871271 0.877368 0.865289 204.0
GSVT 0.891542 0.887146 0.895995 300.0
SB 0.909262 0.907748 0.910791 892.0
SR 0.900212 0.902349 0.898096 681.0
macro avg 0.893072 0.893653 0.892542 2077.0
micro avg 0.900022 0.900022 0.900022 2077.0
weighted avg 0.900004 0.900018 0.900022 2077.0
The result of Model Number:Dataset Number:Featuregroup Number:Rescale of 80 : 0 :
10 : 0

f1-score precision recall support
AFIB 0.847182 0.850043 0.844371 875.0
GSVT 0.844945 0.838993 0.851058 691.0
SB 0.889037 0.880786 0.897451 1553.0

SR 0.855238 0.871720 0.839410 907.0
macro avg 0.859101 0.860386 0.858073 4026.0
micro avg 0.864876 0.864876 0.864876 4026.0
weighted avg 0.864758 0.864889 0.864876 4026.0
The result of Model Number:Dataset Number:Featuregroup Number:Rescale of 80 : 0 :
10 : 1

f1-score precision recall support
AFIB 0.672592 0.677859 0.667441 875.0
GSVT 0.674366 0.665759 0.683240 691.0
SB 0.707334 0.704497 0.710201 1553.0
SR 0.692390 0.699186 0.685750 907.0
macro avg 0.686670 0.686825 0.686658 4026.0
micro avg 0.690772 0.690772 0.690772 4026.0
weighted avg 0.690758 0.690862 0.690772 4026.0
The result of Model Number:Dataset Number:Featuregroup Number:Rescale of 80 : 1 : 0 :
0

f1-score precision recall support
AFIB 0.732484 0.739162 0.726022 204.0
GSVT 0.751599 0.749138 0.754100 300.0
SB 0.765339 0.764829 0.765853 892.0
SR 0.758608 0.758390 0.758837 681.0
macro avg 0.752008 0.752880 0.751203 2077.0
micro avg 0.757943 0.757943 0.757943 2077.0
weighted avg 0.757921 0.757931 0.757943 2077.0
The result of Model Number:Dataset Number:Featuregroup Number:Rescale of 80 : 1 : 0 :
1

f1-score precision recall support
AFIB 0.649421 0.693440 0.611089 204.0
GSVT 0.611908 0.630063 0.595000 300.0
SB 0.639597 0.608893 0.673926 892.0
SR 0.567524 0.593290 0.544522 681.0
macro avg 0.617112 0.631422 0.606134 2077.0
micro avg 0.613925 0.613925 0.613925 2077.0
weighted avg 0.612931 0.615139 0.613925 2077.0
The result of Model Number:Dataset Number:Featuregroup Number:Rescale of 80 : 1 : 1 :
0

f1-score precision recall support
AFIB 0.698114 0.678751 0.720811 875.0
GSVT 0.707228 0.737017 0.684104 691.0
SB 0.776914 0.776521 0.777317 1553.0
SR 0.757423 0.762163 0.752747 907.0
macro avg 0.734920 0.738613 0.733745 4026.0
micro avg 0.743502 0.743502 0.743502 4026.0
weighted avg 0.743436 0.745257 0.743502 4026.0

The result of Model Number:Dataset Number:Featuregroup Number:Rescale of 80 : 1 : 1 : 1

	f1-score	precision	recall	support
AFIB	0.692889	0.707033	0.679606	204.0
GSVT	0.718049	0.711810	0.724529	300.0
SB	0.731854	0.730548	0.733167	892.0
SR	0.725042	0.725475	0.724615	681.0
macro avg	0.716959	0.718716	0.715479	2077.0
micro avg	0.723854	0.723854	0.723854	2077.0
weighted avg	0.723800	0.723868	0.723854	2077.0

The result of Model Number:Dataset Number:Featuregroup Number:Rescale of 80 : 1 : 2 : 0

	f1-score	precision	recall	support
AFIB	0.666496	0.660075	0.673146	875.0
GSVT	0.683958	0.685915	0.682084	691.0
SB	0.727165	0.725493	0.728850	1553.0
SR	0.706710	0.715025	0.698601	907.0
macro avg	0.696082	0.696627	0.695670	4026.0
micro avg	0.701902	0.701902	0.701902	4026.0
weighted avg	0.701955	0.702124	0.701902	4026.0

The result of Model Number:Dataset Number:Featuregroup Number:Rescale of 80 : 1 : 2 : 1

	f1-score	precision	recall	support
AFIB	0.661190	0.661307	0.661100	875.0
GSVT	0.668185	0.670442	0.665985	691.0
SB	0.701894	0.699474	0.704334	1553.0
SR	0.688565	0.690888	0.686284	907.0
macro avg	0.679958	0.680528	0.679426	4026.0
micro avg	0.684289	0.684289	0.684289	4026.0
weighted avg	0.684259	0.684262	0.684289	4026.0

The result of Model Number:Dataset Number:Featuregroup Number:Rescale of 80 : 1 : 3 : 0

	f1-score	precision	recall	support
AFIB	0.701708	0.714813	0.776898	204.0
GSVT	0.842678	0.825607	0.860896	300.0
SB	0.693226	0.686750	0.699834	892.0
SR	0.843753	0.850801	0.836937	681.0
macro avg	0.770341	0.769493	0.793641	2077.0
micro avg	0.775620	0.775620	0.775620	2077.0
weighted avg	0.765000	0.763351	0.775620	2077.0

The result of Model Number:Dataset Number:Featuregroup Number:Rescale of 80 : 1 : 3 : 1

	f1-score	precision	recall	support
AFIB	0.498490	0.543027	0.526416	204.0

GSVT 0.677087 0.666019 0.688763 300.0
SB 0.576410 0.572020 0.580912 892.0
SR 0.704856 0.696881 0.713037 681.0
macro avg 0.614211 0.619487 0.627282 2077.0
micro avg 0.634458 0.634458 0.634458 2077.0
weighted avg 0.625413 0.623688 0.634458 2077.0
The result of Model Number:Dataset Number:Featuregroup Number:Rescale of 80 : 1 : 4 :
0

f1-score precision recall support
AFIB 0.806800 0.812928 0.800833 204.0
GSVT 0.823317 0.815276 0.831537 300.0
SB 0.842522 0.840368 0.844694 892.0
SR 0.833585 0.838294 0.828939 681.0
macro avg 0.826556 0.826716 0.826501 2077.0
micro avg 0.833320 0.833320 0.833320 2077.0
weighted avg 0.833309 0.833369 0.833320 2077.0
The result of Model Number:Dataset Number:Featuregroup Number:Rescale of 80 : 1 : 4 :
1

f1-score precision recall support
AFIB 0.932793 0.933842 0.931916 204.0
GSVT 0.954209 0.952079 0.956422 300.0
SB 0.974434 0.973133 0.975744 892.0
SR 0.967136 0.969572 0.964725 681.0
macro avg 0.957143 0.957156 0.957201 2077.0
micro avg 0.965035 0.965035 0.965035 2077.0
weighted avg 0.965030 0.965065 0.965035 2077.0
The result of Model Number:Dataset Number:Featuregroup Number:Rescale of 80 : 1 : 5 :
0

f1-score precision recall support
AFIB 0.762377 0.763905 0.760888 875.0
GSVT 0.764265 0.760139 0.768457 691.0
SB 0.798914 0.794646 0.803233 1553.0
SR 0.779801 0.789048 0.770790 907.0
macro avg 0.776339 0.776935 0.775842 4026.0
micro avg 0.780752 0.780752 0.780752 4026.0
weighted avg 0.780720 0.780781 0.780752 4026.0
The result of Model Number:Dataset Number:Featuregroup Number:Rescale of 80 : 1 : 5 :
1

f1-score precision recall support
AFIB 0.690553 0.708801 0.673289 204.0
GSVT 0.709491 0.703597 0.715615 300.0
SB 0.729042 0.726366 0.731739 892.0
SR 0.717754 0.718623 0.716905 681.0
macro avg 0.711710 0.714347 0.709387 2077.0

micro avg 0.718805 0.718805 0.718805 2077.0
weighted avg 0.718737 0.718814 0.718805 2077.0
The result of Model Number:Dataset Number:Featuregroup Number:Rescale of 80 : 1 : 6 :
0

	f1-score	precision	recall	support
AFIB	0.786567	0.792225	0.780991	875.0
GSVT	0.785314	0.780612	0.790086	691.0
SB	0.828391	0.819213	0.837779	1553.0
SR	0.794905	0.809087	0.781238	907.0
macro avg	0.798794	0.800284	0.797524	4026.0
micro avg	0.804513	0.804513	0.804513	4026.0
weighted avg	0.804364	0.804441	0.804513	4026.0

The result of Model Number:Dataset Number:Featuregroup Number:Rescale of 80 : 1 : 6 :
1

	f1-score	precision	recall	support
AFIB	0.842243	0.852090	0.832782	204.0
GSVT	0.865413	0.861433	0.869452	300.0
SB	0.877665	0.874936	0.880418	892.0
SR	0.870107	0.872573	0.867692	681.0
macro avg	0.863857	0.865258	0.862586	2077.0
micro avg	0.869983	0.869983	0.869983	2077.0
weighted avg	0.869938	0.869967	0.869983	2077.0

The result of Model Number:Dataset Number:Featuregroup Number:Rescale of 80 : 1 : 7 :
0

	f1-score	precision	recall	support
AFIB	0.764208	0.766788	0.761672	875.0
GSVT	0.762189	0.756821	0.767704	691.0
SB	0.801963	0.794520	0.809553	1553.0
SR	0.771475	0.786342	0.757197	907.0
macro avg	0.774959	0.776118	0.774031	4026.0
micro avg	0.780169	0.780169	0.780169	4026.0
weighted avg	0.780062	0.780180	0.780169	4026.0

The result of Model Number:Dataset Number:Featuregroup Number:Rescale of 80 : 1 : 7 :
1

	f1-score	precision	recall	support
AFIB	0.751519	0.766082	0.737837	204.0
GSVT	0.780661	0.774134	0.787444	300.0
SB	0.795228	0.793632	0.796832	892.0
SR	0.787645	0.788461	0.786834	681.0
macro avg	0.778763	0.780577	0.777237	2077.0
micro avg	0.786404	0.786404	0.786404	2077.0
weighted avg	0.786345	0.786414	0.786404	2077.0

The result of Model Number:Dataset Number:Featuregroup Number:Rescale of 80 : 1 : 8 :
0

f1-score precision recall support
AFIB 0.852646 0.844432 0.861154 875.0
GSVT 0.874986 0.877489 0.872588 691.0
SB 0.930260 0.928121 0.932416 1553.0
SR 0.904092 0.914730 0.893718 907.0
macro avg 0.890496 0.891193 0.889969 4026.0
micro avg 0.897941 0.897941 0.897941 4026.0
weighted avg 0.898009 0.898225 0.897941 4026.0
The result of Model Number:Dataset Number:Featuregroup Number:Rescale of 80 : 1 : 8 :
1

f1-score precision recall support
AFIB 0.860577 0.889155 0.834105 204.0
GSVT 0.893236 0.886070 0.900653 300.0
SB 0.912971 0.909220 0.916756 892.0
SR 0.904444 0.904312 0.904578 681.0
macro avg 0.892807 0.897189 0.889023 2077.0
micro avg 0.902319 0.902319 0.902319 2077.0
weighted avg 0.902179 0.902296 0.902319 2077.0
The result of Model Number:Dataset Number:Featuregroup Number:Rescale of 80 : 1 : 9 :
0

f1-score precision recall support
AFIB 0.727659 0.729466 0.725910 875.0
GSVT 0.740190 0.742414 0.738073 691.0
SB 0.785208 0.779879 0.790617 1553.0
SR 0.770267 0.775985 0.764662 907.0
macro avg 0.755831 0.756936 0.754815 4026.0
micro avg 0.761688 0.761688 0.761688 4026.0
weighted avg 0.761608 0.761615 0.761688 4026.0
The result of Model Number:Dataset Number:Featuregroup Number:Rescale of 80 : 1 : 9 :
1

f1-score precision recall support
AFIB 0.669872 0.666499 0.673309 875.0
GSVT 0.682920 0.686226 0.679656 691.0
SB 0.727351 0.725677 0.729036 1553.0
SR 0.709143 0.712937 0.705396 907.0
macro avg 0.697322 0.697835 0.696849 4026.0
micro avg 0.703123 0.703123 0.703123 4026.0
weighted avg 0.703131 0.703174 0.703123 4026.0
The result of Model Number:Dataset Number:Featuregroup Number:Rescale of 80 : 1 :
10 : 0

f1-score precision recall support
AFIB 0.761854 0.790196 0.735816 204.0
GSVT 0.706972 0.739778 0.677017 300.0
SB 0.740581 0.695913 0.791390 892.0

SR 0.650373 0.695560 0.610775 681.0
macro avg 0.714945 0.730362 0.703749 2077.0
micro avg 0.710192 0.710192 0.710192 2077.0
weighted avg 0.708239 0.711393 0.710192 2077.0
The result of Model Number:Dataset Number:Featuregroup Number:Rescale of 80 : 1 :

10 : 1

f1-score precision recall support

AFIB 0.839326 0.845979 0.832798 875.0
GSVT 0.849967 0.846219 0.853776 691.0
SB 0.903839 0.900266 0.907448 1553.0
SR 0.881629 0.884120 0.879195 907.0
macro avg 0.868690 0.869146 0.868304 4026.0
micro avg 0.875646 0.875646 0.875646 4026.0
weighted avg 0.875568 0.875554 0.875646 4026.0

The result of Model Number:Dataset Number:Featuregroup Number:Rescale of 81 : 0 : 0 : 0

f1-score precision recall support

AFIB 0.838438 0.850756 0.826549 204.0
GSVT 0.859682 0.852373 0.867135 300.0
SB 0.874540 0.871041 0.878069 892.0
SR 0.865890 0.870140 0.861692 681.0
macro avg 0.859638 0.861078 0.858361 2077.0
micro avg 0.866060 0.866060 0.866060 2077.0
weighted avg 0.866012 0.866057 0.866060 2077.0

The result of Model Number:Dataset Number:Featuregroup Number:Rescale of 81 : 0 : 0 : 1

f1-score precision recall support

AFIB 0.826267 0.805123 0.848628 875.0
GSVT 0.781078 0.825347 0.741497 691.0
SB 0.828216 0.762158 0.906832 1553.0
SR 0.661605 0.803606 0.562372 907.0
macro avg 0.774291 0.799058 0.764832 4026.0
micro avg 0.788203 0.788203 0.788203 4026.0
weighted avg 0.782167 0.791679 0.788203 4026.0

The result of Model Number:Dataset Number:Featuregroup Number:Rescale of 81 : 0 : 1 : 0

f1-score precision recall support

AFIB 0.854368 0.847833 0.861118 875.0
GSVT 0.874026 0.878806 0.869350 691.0
SB 0.925523 0.924875 0.926179 1553.0
SR 0.900940 0.905310 0.896658 907.0
macro avg 0.888714 0.889206 0.888326 4026.0
micro avg 0.895634 0.895634 0.895634 4026.0
weighted avg 0.895682 0.895816 0.895634 4026.0

The result of Model Number:Dataset Number:Featuregroup Number:Rescale of 81 : 0 : 1 : 1

	f1-score	precision	recall	support
AFIB	0.799160	0.788091	0.810577	875.0
GSVT	0.816885	0.823496	0.810384	691.0
SB	0.867114	0.864622	0.869625	1553.0
SR	0.846020	0.857031	0.835296	907.0
macro avg	0.832295	0.833310	0.831470	4026.0
micro avg	0.838890	0.838890	0.838890	4026.0
weighted avg	0.838972	0.839220	0.838890	4026.0

The result of Model Number:Dataset Number:Featuregroup Number:Rescale of 81 : 0 : 2 : 0

	f1-score	precision	recall	support
AFIB	0.820657	0.833662	0.808161	204.0
GSVT	0.841751	0.834588	0.849043	300.0
SB	0.856284	0.854376	0.858204	892.0
SR	0.848171	0.850056	0.846310	681.0
macro avg	0.841716	0.843170	0.840430	2077.0
micro avg	0.848066	0.848066	0.848066	2077.0
weighted avg	0.848026	0.848067	0.848066	2077.0

The result of Model Number:Dataset Number:Featuregroup Number:Rescale of 81 : 0 : 2 : 1

	f1-score	precision	recall	support
AFIB	0.668813	0.684054	0.654343	875.0
GSVT	0.711702	0.713109	0.710539	691.0
SB	0.778650	0.774388	0.782961	1553.0
SR	0.735941	0.727014	0.745192	907.0
macro avg	0.723776	0.724641	0.723259	4026.0
micro avg	0.734069	0.734069	0.734069	4026.0
weighted avg	0.733666	0.733565	0.734069	4026.0

The result of Model Number:Dataset Number:Featuregroup Number:Rescale of 81 : 0 : 3 : 0

	f1-score	precision	recall	support
AFIB	0.867418	0.873714	0.861275	875.0
GSVT	0.886446	0.878207	0.894908	691.0
SB	0.952670	0.946918	0.958497	1553.0
SR	0.921447	0.931736	0.911386	907.0
macro avg	0.906995	0.907644	0.906517	4026.0
micro avg	0.915840	0.915840	0.915840	4026.0
weighted avg	0.915741	0.915795	0.915840	4026.0

The result of Model Number:Dataset Number:Featuregroup Number:Rescale of 81 : 0 : 3 : 1

	f1-score	precision	recall	support
AFIB	0.842481	0.869845	0.816952	204.0

GSVT 0.865741 0.854702 0.877243 300.0
SB 0.890166 0.886809 0.893558 892.0
SR 0.877716 0.879305 0.876166 681.0
macro avg 0.869026 0.872665 0.865980 2077.0
micro avg 0.877975 0.877975 0.877975 2077.0
weighted avg 0.877872 0.878045 0.877975 2077.0
The result of Model Number:Dataset Number:Featuregroup Number:Rescale of 81 : 0 : 4 :
0

f1-score precision recall support
AFIB 0.838255 0.923392 0.768297 204.0
GSVT 0.774124 0.827655 0.727459 300.0
SB 0.842791 0.787482 0.906470 892.0
SR 0.729450 0.767794 0.694953 681.0
macro avg 0.796155 0.826581 0.774295 2077.0
micro avg 0.797691 0.797691 0.797691 2077.0
weighted avg 0.795266 0.800178 0.797691 2077.0
The result of Model Number:Dataset Number:Featuregroup Number:Rescale of 81 : 0 : 4 :
1

f1-score precision recall support
AFIB 0.923662 0.932083 0.915514 204.0
GSVT 0.947767 0.944663 0.950920 300.0
SB 0.965093 0.964449 0.965740 892.0
SR 0.956605 0.956330 0.956894 681.0
macro avg 0.948282 0.949381 0.947267 2077.0
micro avg 0.955766 0.955766 0.955766 2077.0
weighted avg 0.955738 0.955750 0.955766 2077.0
The result of Model Number:Dataset Number:Featuregroup Number:Rescale of 81 : 0 : 5 :
0

f1-score precision recall support
AFIB 0.817356 0.809342 0.873917 204.0
GSVT 0.732885 0.724737 0.741402 300.0
SB 0.941803 0.934945 0.948769 892.0
SR 0.926008 0.932422 0.919758 681.0
macro avg 0.854513 0.850361 0.870962 2077.0
micro avg 0.901953 0.901953 0.901953 2077.0
weighted avg 0.894225 0.891419 0.901953 2077.0
The result of Model Number:Dataset Number:Featuregroup Number:Rescale of 81 : 0 : 5 :
1

f1-score precision recall support
AFIB 0.846024 0.840492 0.851704 875.0
GSVT 0.871170 0.878582 0.863998 691.0
SB 0.927478 0.925458 0.929509 1553.0
SR 0.904875 0.908508 0.901284 907.0
macro avg 0.887387 0.888260 0.886623 4026.0

micro avg 0.894996 0.894996 0.894996 4026.0
weighted avg 0.895018 0.895127 0.894996 4026.0
The result of Model Number:Dataset Number:Featuregroup Number:Rescale of 81 : 0 : 6 :
0

	f1-score	precision	recall	support
AFIB	0.784631	0.783109	0.786259	875.0
GSVT	0.799364	0.785378	0.813934	691.0
SB	0.856345	0.844195	0.868859	1553.0
SR	0.811185	0.847346	0.778018	907.0
macro avg	0.812881	0.815007	0.811768	4026.0
micro avg	0.821015	0.821015	0.821015	4026.0
weighted avg	0.820805	0.821534	0.821015	4026.0

The result of Model Number:Dataset Number:Featuregroup Number:Rescale of 81 : 0 : 6 :
1

	f1-score	precision	recall	support
AFIB	0.704693	0.695449	0.714218	875.0
GSVT	0.715482	0.723435	0.707714	691.0
SB	0.758860	0.757070	0.760665	1553.0
SR	0.739861	0.746520	0.733330	907.0
macro avg	0.729724	0.730618	0.728982	4026.0
micro avg	0.735324	0.735324	0.735324	4026.0
weighted avg	0.735362	0.735528	0.735324	4026.0

The result of Model Number:Dataset Number:Featuregroup Number:Rescale of 81 : 0 : 7 :
0

	f1-score	precision	recall	support
AFIB	0.737963	0.747529	0.728835	204.0
GSVT	0.766518	0.766022	0.767037	300.0
SB	0.782669	0.781016	0.784334	892.0
SR	0.774797	0.774357	0.775254	681.0
macro avg	0.765487	0.767231	0.763865	2077.0
micro avg	0.773407	0.773407	0.773407	2077.0
weighted avg	0.773364	0.773378	0.773407	2077.0

The result of Model Number:Dataset Number:Featuregroup Number:Rescale of 81 : 0 : 7 :
1

	f1-score	precision	recall	support
AFIB	0.702429	0.724142	0.682593	204.0
GSVT	0.655709	0.669964	0.642531	300.0
SB	0.691607	0.660912	0.725326	892.0
SR	0.622716	0.654715	0.593787	681.0
macro avg	0.668115	0.677433	0.661059	2077.0
micro avg	0.666042	0.666042	0.666042	2077.0
weighted avg	0.664897	0.666398	0.666042	2077.0

The result of Model Number:Dataset Number:Featuregroup Number:Rescale of 81 : 0 : 8 :
0

f1-score precision recall support
AFIB 0.773442 0.743873 0.822094 875.0
GSVT 0.801417 0.773758 0.838933 691.0
SB 0.892927 0.877166 0.910246 1553.0
SR 0.756289 0.909394 0.652953 907.0
macro avg 0.806019 0.826048 0.806056 4026.0
micro avg 0.820883 0.820883 0.820883 4026.0
weighted avg 0.820469 0.837708 0.820883 4026.0
The result of Model Number:Dataset Number:Featuregroup Number:Rescale of 81 : 0 : 8 :
1

f1-score precision recall support
AFIB 0.742597 0.759519 0.726530 875.0
GSVT 0.790218 0.791780 0.788926 691.0
SB 0.864551 0.859819 0.869338 1553.0
SR 0.817131 0.807219 0.827403 907.0
macro avg 0.803624 0.804584 0.803049 4026.0
micro avg 0.815052 0.815052 0.815052 4026.0
weighted avg 0.814605 0.814492 0.815052 4026.0
The result of Model Number:Dataset Number:Featuregroup Number:Rescale of 81 : 0 : 9 :
0

f1-score precision recall support
AFIB 0.823517 0.852106 0.796895 204.0
GSVT 0.839307 0.830119 0.848804 300.0
SB 0.861650 0.855463 0.867929 892.0
SR 0.846262 0.850423 0.842156 681.0
macro avg 0.842684 0.847028 0.838946 2077.0
micro avg 0.849739 0.849739 0.849739 2077.0
weighted avg 0.849632 0.849820 0.849739 2077.0
The result of Model Number:Dataset Number:Featuregroup Number:Rescale of 81 : 0 : 9 :
1

f1-score precision recall support
AFIB 0.606777 0.611802 0.683451 204.0
GSVT 0.658008 0.629845 0.742387 300.0
SB 0.600786 0.598698 0.602890 892.0
SR 0.594812 0.594925 0.594704 681.0
macro avg 0.615096 0.608817 0.655858 2077.0
micro avg 0.628268 0.628268 0.628268 2077.0
weighted avg 0.607681 0.603247 0.628268 2077.0
The result of Model Number:Dataset Number:Featuregroup Number:Rescale of 81 : 0 :
10 : 0

f1-score precision recall support
AFIB 0.736627 0.716196 0.760576 875.0
GSVT 0.746243 0.777676 0.721844 691.0
SB 0.819774 0.819360 0.820199 1553.0

SR 0.799208 0.804209 0.794274 907.0
macro avg 0.775463 0.779360 0.774223 4026.0
micro avg 0.784519 0.784519 0.784519 4026.0
weighted avg 0.784449 0.786371 0.784519 4026.0
The result of Model Number:Dataset Number:Featuregroup Number:Rescale of 81 : 0 :

10 : 1

f1-score precision recall support

AFIB 0.858017 0.867150 0.849550 204.0
GSVT 0.883233 0.877348 0.889456 300.0
SB 0.901897 0.901091 0.902706 892.0
SR 0.894293 0.895486 0.893108 681.0
macro avg 0.884360 0.885269 0.883705 2077.0
micro avg 0.892424 0.892424 0.892424 2077.0
weighted avg 0.892398 0.892490 0.892424 2077.0

The result of Model Number:Dataset Number:Featuregroup Number:Rescale of 81 : 1 : 0 :
0

f1-score precision recall support

AFIB 0.597243 0.622178 0.574337 875.0
GSVT 0.645231 0.641964 0.648609 691.0
SB 0.707515 0.703533 0.711561 1553.0
SR 0.662481 0.647771 0.677887 907.0
macro avg 0.653117 0.653862 0.653099 4026.0
micro avg 0.663346 0.663346 0.663346 4026.0
weighted avg 0.662713 0.662722 0.663346 4026.0

The result of Model Number:Dataset Number:Featuregroup Number:Rescale of 81 : 1 : 0 :
1

f1-score precision recall support

AFIB 0.781577 0.780062 0.783200 875.0
GSVT 0.796253 0.782322 0.810767 691.0
SB 0.853013 0.840910 0.865478 1553.0
SR 0.808028 0.844049 0.774990 907.0
macro avg 0.809718 0.811836 0.808609 4026.0
micro avg 0.817820 0.817820 0.817820 4026.0
weighted avg 0.817611 0.818337 0.817820 4026.0

The result of Model Number:Dataset Number:Featuregroup Number:Rescale of 81 : 1 : 1 :
0

f1-score precision recall support

AFIB 0.886531 0.906251 0.867840 204.0
GSVT 0.924302 0.918558 0.930154 300.0
SB 0.944366 0.942377 0.946375 892.0
SR 0.934308 0.933647 0.934999 681.0
macro avg 0.922377 0.925208 0.919842 2077.0
micro avg 0.932589 0.932589 0.932589 2077.0
weighted avg 0.932490 0.932526 0.932589 2077.0

The result of Model Number:Dataset Number:Featuregroup Number:Rescale of 81 : 1 : 1 : 1

	f1-score	precision	recall	support
AFIB	0.599574	0.613237	0.586602	875.0
GSVT	0.638023	0.639284	0.636980	691.0
SB	0.698040	0.694219	0.701905	1553.0
SR	0.659753	0.651750	0.668046	907.0
macro avg	0.648847	0.649623	0.648383	4026.0
micro avg	0.658074	0.658074	0.658074	4026.0
weighted avg	0.657713	0.657622	0.658074	4026.0

The result of Model Number:Dataset Number:Featuregroup Number:Rescale of 81 : 1 : 2 : 0

	f1-score	precision	recall	support
AFIB	0.871900	0.886395	0.858071	204.0
GSVT	0.888619	0.882306	0.895089	300.0
SB	0.909230	0.904120	0.914419	892.0
SR	0.897646	0.903138	0.892250	681.0
macro avg	0.891849	0.893990	0.889957	2077.0
micro avg	0.898824	0.898824	0.898824	2077.0
weighted avg	0.898788	0.898906	0.898824	2077.0

The result of Model Number:Dataset Number:Featuregroup Number:Rescale of 81 : 1 : 2 : 1

	f1-score	precision	recall	support
AFIB	0.848505	0.854563	0.842684	204.0
GSVT	0.878174	0.877608	0.878758	300.0
SB	0.895745	0.893757	0.897750	892.0
SR	0.887738	0.888812	0.886694	681.0
macro avg	0.877541	0.878685	0.876472	2077.0
micro avg	0.885973	0.885973	0.885973	2077.0
weighted avg	0.885942	0.885954	0.885973	2077.0

The result of Model Number:Dataset Number:Featuregroup Number:Rescale of 81 : 1 : 3 : 0

	f1-score	precision	recall	support
AFIB	0.742939	0.744784	0.741153	875.0
GSVT	0.755733	0.758003	0.753572	691.0
SB	0.801697	0.796255	0.807219	1553.0
SR	0.786441	0.792279	0.780719	907.0
macro avg	0.771702	0.772830	0.770665	4026.0
micro avg	0.777682	0.777682	0.777682	4026.0
weighted avg	0.777600	0.777607	0.777682	4026.0

The result of Model Number:Dataset Number:Featuregroup Number:Rescale of 81 : 1 : 3 : 1

	f1-score	precision	recall	support
AFIB	0.698943	0.697812	0.700140	875.0

GSVT 0.705347 0.708152 0.702600 691.0
SB 0.740737 0.738045 0.743455 1553.0
SR 0.728621 0.732307 0.725013 907.0
macro avg 0.718412 0.719079 0.717802 4026.0
micro avg 0.722874 0.722874 0.722874 4026.0
weighted avg 0.722850 0.722877 0.722874 4026.0
The result of Model Number:Dataset Number:Featuregroup Number:Rescale of 81 : 1 : 4 :
0

f1-score precision recall support
AFIB 0.658900 0.717769 0.695813 204.0
GSVT 0.894969 0.880339 0.910402 300.0
SB 0.761895 0.756091 0.767844 892.0
SR 0.931673 0.921131 0.942486 681.0
macro avg 0.811859 0.818832 0.829136 2077.0
micro avg 0.838621 0.838621 0.838621 2077.0
weighted avg 0.826666 0.824386 0.838621 2077.0
The result of Model Number:Dataset Number:Featuregroup Number:Rescale of 81 : 1 : 4 :
1

f1-score precision recall support
AFIB 0.817321 0.853646 0.784075 204.0
GSVT 0.851381 0.844697 0.858190 300.0
SB 0.864386 0.857718 0.871166 892.0
SR 0.854823 0.856234 0.853446 681.0
macro avg 0.846978 0.853074 0.841719 2077.0
micro avg 0.854928 0.854928 0.854928 2077.0
weighted avg 0.854749 0.854951 0.854928 2077.0
The result of Model Number:Dataset Number:Featuregroup Number:Rescale of 81 : 1 : 5 :
0

f1-score precision recall support
AFIB 0.911455 0.931265 0.892720 204.0
GSVT 0.949079 0.943480 0.954770 300.0
SB 0.969469 0.967319 0.971640 892.0
SR 0.959750 0.959209 0.960316 681.0
macro avg 0.947438 0.950318 0.944862 2077.0
micro avg 0.957739 0.957739 0.957739 2077.0
weighted avg 0.957639 0.957675 0.957739 2077.0
The result of Model Number:Dataset Number:Featuregroup Number:Rescale of 81 : 1 : 5 :
1

f1-score precision recall support
AFIB 0.794638 0.822427 0.769032 204.0
GSVT 0.828197 0.823148 0.833421 300.0
SB 0.845203 0.841731 0.848708 892.0
SR 0.837389 0.836168 0.838619 681.0
macro avg 0.826357 0.830869 0.822445 2077.0

micro avg 0.835366 0.835366 0.835366 2077.0
weighted avg 0.835218 0.835327 0.835366 2077.0
The result of Model Number:Dataset Number:Featuregroup Number:Rescale of 81 : 1 : 6 :
0

	f1-score	precision	recall	support
AFIB	0.898089	0.898035	0.898199	875.0
GSVT	0.900033	0.895167	0.904967	691.0
SB	0.943031	0.936756	0.949402	1553.0
SR	0.917990	0.933052	0.903441	907.0
macro avg	0.914786	0.915752	0.914003	4026.0
micro avg	0.920293	0.920293	0.920293	4026.0
weighted avg	0.920242	0.920368	0.920293	4026.0

The result of Model Number:Dataset Number:Featuregroup Number:Rescale of 81 : 1 : 6 :
1

	f1-score	precision	recall	support
AFIB	0.779686	0.778984	0.780465	875.0
GSVT	0.793194	0.785931	0.800654	691.0
SB	0.832362	0.825044	0.839812	1553.0
SR	0.793175	0.812784	0.774560	907.0
macro avg	0.799604	0.800686	0.798873	4026.0
micro avg	0.805492	0.805492	0.805492	4026.0
weighted avg	0.805363	0.805558	0.805492	4026.0

The result of Model Number:Dataset Number:Featuregroup Number:Rescale of 81 : 1 : 7 :
0

	f1-score	precision	recall	support
AFIB	0.809690	0.805157	0.814314	875.0
GSVT	0.816283	0.821100	0.811574	691.0
SB	0.859888	0.857196	0.862599	1553.0
SR	0.842864	0.848440	0.837381	907.0
macro avg	0.832181	0.832973	0.831467	4026.0
micro avg	0.837666	0.837666	0.837666	4026.0
weighted avg	0.837659	0.837718	0.837666	4026.0

The result of Model Number:Dataset Number:Featuregroup Number:Rescale of 81 : 1 : 7 :
1

	f1-score	precision	recall	support
AFIB	0.766693	0.770327	0.763097	875.0
GSVT	0.776204	0.772542	0.779918	691.0
SB	0.818714	0.816985	0.820453	1553.0
SR	0.803199	0.805448	0.800981	907.0
macro avg	0.791202	0.791326	0.791113	4026.0
micro avg	0.796644	0.796644	0.796644	4026.0
weighted avg	0.796616	0.796618	0.796644	4026.0

The result of Model Number:Dataset Number:Featuregroup Number:Rescale of 81 : 1 : 8 :
0

f1-score precision recall support
AFIB 0.758341 0.740505 0.798367 875.0
GSVT 0.728697 0.721979 0.745302 691.0
SB 0.790321 0.734673 0.856000 1553.0
SR 0.492775 0.618019 0.410373 907.0
macro avg 0.692533 0.703794 0.702511 4026.0
micro avg 0.724081 0.724081 0.724081 4026.0
weighted avg 0.705761 0.707481 0.724081 4026.0
The result of Model Number:Dataset Number:Featuregroup Number:Rescale of 81 : 1 : 8 :
1

f1-score precision recall support
AFIB 0.638554 0.634533 0.719287 204.0
GSVT 0.778408 0.774404 0.782584 300.0
SB 0.800571 0.796762 0.804426 892.0
SR 0.627958 0.630027 0.626281 681.0
macro avg 0.711373 0.708931 0.733144 2077.0
micro avg 0.734499 0.734499 0.734499 2077.0
weighted avg 0.724861 0.722930 0.734499 2077.0
The result of Model Number:Dataset Number:Featuregroup Number:Rescale of 81 : 1 : 9 :
0

f1-score precision recall support
AFIB 0.705103 0.708802 0.701485 875.0
GSVT 0.719847 0.718554 0.721196 691.0
SB 0.781631 0.775636 0.787720 1553.0
SR 0.754054 0.761601 0.746659 907.0
macro avg 0.740159 0.741148 0.739265 4026.0
micro avg 0.748310 0.748310 0.748310 4026.0
weighted avg 0.748182 0.748152 0.748310 4026.0
The result of Model Number:Dataset Number:Featuregroup Number:Rescale of 81 : 1 : 9 :
1

f1-score precision recall support
AFIB 0.679032 0.683096 0.675051 204.0
GSVT 0.697121 0.695049 0.699210 300.0
SB 0.707796 0.706929 0.708668 892.0
SR 0.702636 0.703465 0.701815 681.0
macro avg 0.696646 0.697135 0.696186 2077.0
micro avg 0.701753 0.701753 0.701753 2077.0
weighted avg 0.701737 0.701736 0.701753 2077.0
The result of Model Number:Dataset Number:Featuregroup Number:Rescale of 81 : 1 :
10 : 0

f1-score precision recall support
AFIB 0.655458 0.635867 0.698889 875.0
GSVT 0.561303 0.549011 0.574365 691.0
SB 0.744501 0.738435 0.750865 1553.0

SR 0.698449 0.727774 0.672708 907.0
macro avg 0.664928 0.662772 0.674207 4026.0
micro avg 0.691668 0.691668 0.691668 4026.0
weighted avg 0.683331 0.681230 0.691668 4026.0
The result of Model Number:Dataset Number:Featuregroup Number:Rescale of 81 : 1 :

10 : 1

f1-score precision recall support

AFIB 0.709986 0.724290 0.696691 204.0
GSVT 0.732767 0.726882 0.738890 300.0
SB 0.748631 0.747877 0.749386 892.0
SR 0.741807 0.741381 0.742242 681.0
macro avg 0.733298 0.735107 0.731802 2077.0
micro avg 0.740352 0.740352 0.740352 2077.0
weighted avg 0.740306 0.740398 0.740352 2077.0

The result of Model Number:Dataset Number:Featuregroup Number:Rescale of 82 : 0 : 0 :
0

f1-score precision recall support

AFIB 0.639876 0.652156 0.628086 875.0
GSVT 0.682087 0.683128 0.681093 691.0
SB 0.742706 0.739442 0.746004 1553.0
SR 0.701834 0.694204 0.709705 907.0
macro avg 0.691626 0.692233 0.691222 4026.0
micro avg 0.701057 0.701057 0.701057 4026.0
weighted avg 0.700745 0.700615 0.701057 4026.0

The result of Model Number:Dataset Number:Featuregroup Number:Rescale of 82 : 0 : 0 :
1

f1-score precision recall support

AFIB 0.699826 0.692093 0.707747 875.0
GSVT 0.712435 0.716822 0.708114 691.0
SB 0.758251 0.756989 0.759520 1553.0
SR 0.739788 0.746705 0.733016 907.0
macro avg 0.727575 0.728152 0.727099 4026.0
micro avg 0.733474 0.733474 0.733474 4026.0
weighted avg 0.733530 0.733674 0.733474 4026.0

The result of Model Number:Dataset Number:Featuregroup Number:Rescale of 82 : 0 : 1 :
0

f1-score precision recall support

AFIB 0.755237 0.749422 0.761201 875.0
GSVT 0.765042 0.768594 0.761690 691.0
SB 0.819850 0.815488 0.824275 1553.0
SR 0.795694 0.806881 0.784901 907.0
macro avg 0.783956 0.785096 0.783017 4026.0
micro avg 0.790955 0.790955 0.790955 4026.0
weighted avg 0.790958 0.791142 0.790955 4026.0

The result of Model Number:Dataset Number:Featuregroup Number:Rescale of 82 : 0 : 1 : 1

	f1-score	precision	recall	support
AFIB	0.805771	0.800325	0.811401	875.0
GSVT	0.825429	0.825758	0.825207	691.0
SB	0.876850	0.874613	0.879109	1553.0
SR	0.852975	0.862505	0.843665	907.0
macro avg	0.840256	0.840800	0.839845	4026.0
micro avg	0.847157	0.847157	0.847157	4026.0
weighted avg	0.847198	0.847355	0.847157	4026.0

The result of Model Number:Dataset Number:Featuregroup Number:Rescale of 82 : 0 : 2 : 0

	f1-score	precision	recall	support
AFIB	0.811418	0.790654	0.833377	875.0
GSVT	0.767040	0.810514	0.728171	691.0
SB	0.813331	0.748460	0.890535	1553.0
SR	0.649714	0.789163	0.552265	907.0
macro avg	0.760376	0.784698	0.751087	4026.0
micro avg	0.774038	0.774038	0.774038	4026.0
weighted avg	0.768110	0.777451	0.774038	4026.0

The result of Model Number:Dataset Number:Featuregroup Number:Rescale of 82 : 0 : 2 : 1

	f1-score	precision	recall	support
AFIB	0.681618	0.706782	0.658247	204.0
GSVT	0.696187	0.689041	0.703589	300.0
SB	0.715254	0.711919	0.718622	892.0
SR	0.704102	0.704543	0.703685	681.0
macro avg	0.699290	0.703071	0.696036	2077.0
micro avg	0.705623	0.705623	0.705623	2077.0
weighted avg	0.705540	0.705692	0.705623	2077.0

The result of Model Number:Dataset Number:Featuregroup Number:Rescale of 82 : 0 : 3 : 0

	f1-score	precision	recall	support
AFIB	0.811655	0.799433	0.831013	875.0
GSVT	0.774984	0.772728	0.781595	691.0
SB	0.827583	0.771175	0.899776	1553.0
SR	0.613042	0.819455	0.507979	907.0
macro avg	0.756816	0.790698	0.755091	4026.0
micro avg	0.776281	0.776281	0.776281	4026.0
weighted avg	0.766760	0.788460	0.776281	4026.0

The result of Model Number:Dataset Number:Featuregroup Number:Rescale of 82 : 0 : 3 : 1

	f1-score	precision	recall	support
AFIB	0.761403	0.758307	0.764544	875.0

GSVT 0.772533 0.777203 0.767948 691.0
SB 0.814781 0.813789 0.815778 1553.0
SR 0.797783 0.799047 0.796547 907.0
macro avg 0.786625 0.787086 0.786204 4026.0
micro avg 0.792101 0.792101 0.792101 4026.0
weighted avg 0.792099 0.792130 0.792101 4026.0
The result of Model Number:Dataset Number:Featuregroup Number:Rescale of 82 : 0 : 4 :
0

f1-score precision recall support

AFIB 0.724245 0.727574 0.720982 875.0
GSVT 0.694141 0.698323 0.690032 691.0
SB 0.744580 0.711391 0.781055 1553.0
SR 0.636779 0.693217 0.588967 907.0
macro avg 0.699936 0.707626 0.695259 4026.0
micro avg 0.709101 0.709101 0.709101 4026.0
weighted avg 0.707217 0.708571 0.709101 4026.0
The result of Model Number:Dataset Number:Featuregroup Number:Rescale of 82 : 0 : 4 :
1

f1-score precision recall support

AFIB 0.855184 0.863928 0.846687 875.0
GSVT 0.854927 0.841719 0.868656 691.0
SB 0.901833 0.896448 0.907292 1553.0
SR 0.877964 0.889715 0.866545 907.0
macro avg 0.872477 0.872953 0.872295 4026.0
micro avg 0.878309 0.878309 0.878309 4026.0
weighted avg 0.878266 0.878470 0.878309 4026.0
The result of Model Number:Dataset Number:Featuregroup Number:Rescale of 82 : 0 : 5 :
0

f1-score precision recall support

AFIB 0.742720 0.740573 0.744948 875.0
GSVT 0.756485 0.755870 0.757154 691.0
SB 0.803497 0.800169 0.806860 1553.0
SR 0.779375 0.787938 0.771039 907.0
macro avg 0.770520 0.771137 0.770000 4026.0
micro avg 0.776803 0.776803 0.776803 4026.0
weighted avg 0.776785 0.776858 0.776803 4026.0
The result of Model Number:Dataset Number:Featuregroup Number:Rescale of 82 : 0 : 5 :
1

f1-score precision recall support

AFIB 0.770975 0.782347 0.760012 204.0
GSVT 0.789901 0.786801 0.793051 300.0
SB 0.807444 0.805825 0.809073 892.0
SR 0.801717 0.801838 0.801603 681.0
macro avg 0.792509 0.794203 0.790935 2077.0

micro avg 0.799491 0.799491 0.799491 2077.0
weighted avg 0.799450 0.799464 0.799491 2077.0
The result of Model Number:Dataset Number:Featuregroup Number:Rescale of 82 : 0 : 6 :
0

	f1-score	precision	recall	support
AFIB	0.754402	0.837232	0.686667	204.0
GSVT	0.880867	0.869854	0.892334	300.0
SB	0.937199	0.932416	0.942031	892.0
SR	0.915244	0.902448	0.928412	681.0
macro avg	0.871928	0.885488	0.862361	2077.0
micro avg	0.905306	0.905306	0.905306	2077.0
weighted avg	0.903909	0.904205	0.905306	2077.0

The result of Model Number:Dataset Number:Featuregroup Number:Rescale of 82 : 0 : 6 :
1

	f1-score	precision	recall	support
AFIB	0.676613	0.679692	0.673603	875.0
GSVT	0.679901	0.673124	0.686873	691.0
SB	0.716616	0.708808	0.724600	1553.0
SR	0.685366	0.701592	0.669877	907.0
macro avg	0.689624	0.690804	0.688738	4026.0
micro avg	0.694713	0.694713	0.694713	4026.0
weighted avg	0.694580	0.694729	0.694713	4026.0

The result of Model Number:Dataset Number:Featuregroup Number:Rescale of 82 : 0 : 7 :
0

	f1-score	precision	recall	support
AFIB	0.880998	0.881784	0.880304	875.0
GSVT	0.897135	0.899489	0.894945	691.0
SB	0.952321	0.945980	0.958757	1553.0
SR	0.933766	0.942291	0.925427	907.0
macro avg	0.916055	0.917386	0.914858	4026.0
micro avg	0.923245	0.923245	0.923245	4026.0
weighted avg	0.923168	0.923217	0.923245	4026.0

The result of Model Number:Dataset Number:Featuregroup Number:Rescale of 82 : 0 : 7 :
1

	f1-score	precision	recall	support
AFIB	0.679683	0.697644	0.662691	204.0
GSVT	0.698323	0.692522	0.704350	300.0
SB	0.717566	0.714933	0.720220	892.0
SR	0.706455	0.707311	0.705620	681.0
macro avg	0.700507	0.703102	0.698220	2077.0
micro avg	0.707491	0.707491	0.707491	2077.0
weighted avg	0.707423	0.707499	0.707491	2077.0

The result of Model Number:Dataset Number:Featuregroup Number:Rescale of 82 : 0 : 8 :
0

f1-score precision recall support
AFIB 0.832991 0.831376 0.834720 875.0
GSVT 0.848632 0.833784 0.864100 691.0
SB 0.909125 0.896226 0.922410 1553.0
SR 0.861181 0.899572 0.825970 907.0
macro avg 0.862982 0.865239 0.861800 4026.0
micro avg 0.871617 0.871617 0.871617 4026.0
weighted avg 0.871394 0.872168 0.871617 4026.0
The result of Model Number:Dataset Number:Featuregroup Number:Rescale of 82 : 0 : 8 :
1

f1-score precision recall support
AFIB 0.671589 0.663157 0.680433 875.0
GSVT 0.623101 0.641967 0.607396 691.0
SB 0.670867 0.621372 0.730705 1553.0
SR 0.521621 0.638424 0.444797 907.0
macro avg 0.621795 0.641230 0.615833 4026.0
micro avg 0.634204 0.634204 0.634204 4026.0
weighted avg 0.629203 0.637830 0.634204 4026.0
The result of Model Number:Dataset Number:Featuregroup Number:Rescale of 82 : 0 : 9 :
0

f1-score precision recall support
AFIB 0.820997 0.826859 0.815364 204.0
GSVT 0.849705 0.849157 0.850270 300.0
SB 0.866706 0.864782 0.868646 892.0
SR 0.858958 0.859997 0.857948 681.0
macro avg 0.849091 0.850199 0.848057 2077.0
micro avg 0.857251 0.857251 0.857251 2077.0
weighted avg 0.857220 0.857232 0.857251 2077.0
The result of Model Number:Dataset Number:Featuregroup Number:Rescale of 82 : 0 : 9 :
1

f1-score precision recall support
AFIB 0.860723 0.854096 0.867520 875.0
GSVT 0.871898 0.875946 0.868078 691.0
SB 0.934361 0.929390 0.939405 1553.0
SR 0.906831 0.919581 0.894530 907.0
macro avg 0.893453 0.894753 0.892383 4026.0
micro avg 0.901430 0.901430 0.901430 4026.0
weighted avg 0.901434 0.901643 0.901430 4026.0
The result of Model Number:Dataset Number:Featuregroup Number:Rescale of 82 : 0 :
10 : 0

f1-score precision recall support
AFIB 0.798536 0.798487 0.798634 875.0
GSVT 0.800264 0.795937 0.804652 691.0
SB 0.838496 0.832916 0.844161 1553.0

SR 0.816231 0.829623 0.803294 907.0
macro avg 0.813382 0.814241 0.812685 4026.0
micro avg 0.818278 0.818278 0.818278 4026.0
weighted avg 0.818233 0.818345 0.818278 4026.0
The result of Model Number:Dataset Number:Featuregroup Number:Rescale of 82 : 0 :
10 : 1

f1-score precision recall support
AFIB 0.858490 0.875711 0.842103 204.0
GSVT 0.878385 0.869255 0.887756 300.0
SB 0.894631 0.891150 0.898141 892.0
SR 0.885230 0.888923 0.881587 681.0
macro avg 0.879184 0.881260 0.877397 2077.0
micro avg 0.885709 0.885709 0.885709 2077.0
weighted avg 0.885652 0.885741 0.885709 2077.0
The result of Model Number:Dataset Number:Featuregroup Number:Rescale of 82 : 1 : 0 :
0

f1-score precision recall support
AFIB 0.854421 0.854827 0.854137 875.0
GSVT 0.876549 0.868962 0.884300 691.0
SB 0.936157 0.929335 0.943089 1553.0
SR 0.896163 0.913978 0.879076 907.0
macro avg 0.890823 0.891776 0.890150 4026.0
micro avg 0.899245 0.899245 0.899245 4026.0
weighted avg 0.899152 0.899320 0.899245 4026.0
The result of Model Number:Dataset Number:Featuregroup Number:Rescale of 82 : 1 : 0 :
1

f1-score precision recall support
AFIB 0.793507 0.805537 0.781850 204.0
GSVT 0.806266 0.799469 0.813222 300.0
SB 0.824150 0.821492 0.826828 892.0
SR 0.815303 0.818332 0.812319 681.0
macro avg 0.809807 0.811207 0.808555 2077.0
micro avg 0.815688 0.815688 0.815688 2077.0
weighted avg 0.815657 0.815708 0.815688 2077.0
The result of Model Number:Dataset Number:Featuregroup Number:Rescale of 82 : 1 : 1 :
0

f1-score precision recall support
AFIB 0.664181 0.688806 0.641351 204.0
GSVT 0.684079 0.675526 0.692939 300.0
SB 0.701426 0.695026 0.707951 892.0
SR 0.682985 0.688285 0.677772 681.0
macro avg 0.683168 0.686911 0.680003 2077.0
micro avg 0.689346 0.689346 0.689346 2077.0
weighted avg 0.689216 0.689388 0.689346 2077.0

The result of Model Number:Dataset Number:Featuregroup Number:Rescale of 82 : 1 : 1 : 1

	f1-score	precision	recall	support
AFIB	0.868784	0.858648	0.881428	875.0
GSVT	0.893926	0.883091	0.905751	691.0
SB	0.907400	0.872374	0.958777	1553.0
SR	0.720523	0.758530	0.686186	907.0
macro avg	0.847658	0.843161	0.858035	4026.0
micro avg	0.871454	0.871454	0.871454	4026.0
weighted avg	0.854594	0.845583	0.871454	4026.0

The result of Model Number:Dataset Number:Featuregroup Number:Rescale of 82 : 1 : 2 : 0

	f1-score	precision	recall	support
AFIB	0.695424	0.701489	0.689636	204.0
GSVT	0.719474	0.718299	0.720670	300.0
SB	0.734767	0.732974	0.736576	892.0
SR	0.728030	0.729128	0.726961	681.0
macro avg	0.719424	0.720472	0.718461	2077.0
micro avg	0.726516	0.726516	0.726516	2077.0
weighted avg	0.726485	0.726501	0.726516	2077.0

The result of Model Number:Dataset Number:Featuregroup Number:Rescale of 82 : 1 : 2 : 1

	f1-score	precision	recall	support
AFIB	0.675703	0.677009	0.674453	875.0
GSVT	0.654642	0.651767	0.657583	691.0
SB	0.684023	0.642448	0.731370	1553.0
SR	0.550543	0.637919	0.484350	907.0
macro avg	0.641228	0.652286	0.636939	4026.0
micro avg	0.650685	0.650685	0.650685	4026.0
weighted avg	0.647101	0.650538	0.650685	4026.0

The result of Model Number:Dataset Number:Featuregroup Number:Rescale of 82 : 1 : 3 : 0

	f1-score	precision	recall	support
AFIB	0.694870	0.696803	0.692984	875.0
GSVT	0.710787	0.710590	0.710992	691.0
SB	0.757011	0.749896	0.764271	1553.0
SR	0.736952	0.747580	0.726631	907.0
macro avg	0.724905	0.726217	0.723719	4026.0
micro avg	0.731153	0.731153	0.731153	4026.0
weighted avg	0.731053	0.731089	0.731153	4026.0

The result of Model Number:Dataset Number:Featuregroup Number:Rescale of 82 : 1 : 3 : 1

	f1-score	precision	recall	support
AFIB	0.679003	0.682716	0.675353	875.0

GSVT 0.675767 0.670069 0.681631 691.0
SB 0.710738 0.704007 0.717602 1553.0
SR 0.684287 0.697051 0.671991 907.0
macro avg 0.687449 0.688461 0.686644 4026.0
micro avg 0.691970 0.691970 0.691970 4026.0
weighted avg 0.691880 0.691988 0.691970 4026.0
The result of Model Number:Dataset Number:Featuregroup Number:Rescale of 82 : 1 : 4 :
0

f1-score precision recall support
AFIB 0.789550 0.809241 0.770855 875.0
GSVT 0.839943 0.843163 0.836787 691.0
SB 0.909588 0.905184 0.914038 1553.0
SR 0.861885 0.847519 0.876802 907.0
macro avg 0.850242 0.851277 0.849620 4026.0
micro avg 0.861271 0.861271 0.861271 4026.0
weighted avg 0.860799 0.860696 0.861271 4026.0
The result of Model Number:Dataset Number:Featuregroup Number:Rescale of 82 : 1 : 4 :
1

f1-score precision recall support
AFIB 0.862693 0.877671 0.848327 204.0
GSVT 0.879693 0.877090 0.882330 300.0
SB 0.890066 0.886900 0.893259 892.0
SR 0.882830 0.883751 0.881930 681.0
macro avg 0.878820 0.881353 0.876461 2077.0
micro avg 0.883553 0.883553 0.883553 2077.0
weighted avg 0.883507 0.883544 0.883553 2077.0
The result of Model Number:Dataset Number:Featuregroup Number:Rescale of 82 : 1 : 5 :
0

f1-score precision recall support
AFIB 0.810675 0.805374 0.816117 875.0
GSVT 0.834770 0.841873 0.827898 691.0
SB 0.888725 0.886790 0.890671 1553.0
SR 0.867067 0.870548 0.863626 907.0
macro avg 0.850309 0.851146 0.849578 4026.0
micro avg 0.857601 0.857601 0.857601 4026.0
weighted avg 0.857622 0.857727 0.857601 4026.0
The result of Model Number:Dataset Number:Featuregroup Number:Rescale of 82 : 1 : 5 :
1

f1-score precision recall support
AFIB 0.564179 0.614585 0.595785 204.0
GSVT 0.766311 0.753785 0.779526 300.0
SB 0.652368 0.647399 0.657462 892.0
SR 0.797739 0.788713 0.806998 681.0
macro avg 0.695149 0.701120 0.709943 2077.0

micro avg 0.718065 0.718065 0.718065 2077.0
weighted avg 0.707828 0.705876 0.718065 2077.0
The result of Model Number:Dataset Number:Featuregroup Number:Rescale of 82 : 1 : 6 :
0

	f1-score	precision	recall	support
AFIB	0.858499	0.868536	0.848856	204.0
GSVT	0.882116	0.878060	0.886233	300.0
SB	0.894605	0.891823	0.897411	892.0
SR	0.886900	0.889414	0.884439	681.0
macro avg	0.880530	0.881958	0.879235	2077.0
micro avg	0.886774	0.886774	0.886774	2077.0
weighted avg	0.886729	0.886758	0.886774	2077.0

The result of Model Number:Dataset Number:Featuregroup Number:Rescale of 82 : 1 : 6 :
1

	f1-score	precision	recall	support
AFIB	0.585041	0.645176	0.535519	204.0
GSVT	0.696181	0.686773	0.705920	300.0
SB	0.741384	0.738419	0.744375	892.0
SR	0.721261	0.711511	0.731313	681.0
macro avg	0.685967	0.695470	0.679282	2077.0
micro avg	0.714025	0.714025	0.714025	2077.0
weighted avg	0.712901	0.712979	0.714025	2077.0

The result of Model Number:Dataset Number:Featuregroup Number:Rescale of 82 : 1 : 7 :
0

	f1-score	precision	recall	support
AFIB	0.826773	0.866466	0.790722	204.0
GSVT	0.862734	0.855408	0.870210	300.0
SB	0.876292	0.869910	0.882774	892.0
SR	0.867075	0.867476	0.866699	681.0
macro avg	0.858218	0.864815	0.852601	2077.0
micro avg	0.866647	0.866647	0.866647	2077.0
weighted avg	0.866448	0.866679	0.866647	2077.0

The result of Model Number:Dataset Number:Featuregroup Number:Rescale of 82 : 1 : 7 :
1

	f1-score	precision	recall	support
AFIB	0.822404	0.815131	0.829843	875.0
GSVT	0.747708	0.724098	0.831840	691.0
SB	0.674099	0.647228	0.716121	1553.0
SR	0.694757	0.701946	0.687759	907.0
macro avg	0.734742	0.722101	0.766391	4026.0
micro avg	0.754309	0.754309	0.754309	4026.0
weighted avg	0.723619	0.709240	0.754309	4026.0

The result of Model Number:Dataset Number:Featuregroup Number:Rescale of 82 : 1 : 8 :
0

f1-score precision recall support
AFIB 0.852612 0.873072 0.833477 204.0
GSVT 0.882929 0.877811 0.888213 300.0
SB 0.901786 0.898478 0.905121 892.0
SR 0.893949 0.894612 0.893297 681.0
macro avg 0.882819 0.885993 0.880027 2077.0
micro avg 0.891765 0.891765 0.891765 2077.0
weighted avg 0.891663 0.891730 0.891765 2077.0
The result of Model Number:Dataset Number:Featuregroup Number:Rescale of 82 : 1 : 8 :
1

f1-score precision recall support
AFIB 0.643984 0.701520 0.680061 204.0
GSVT 0.874709 0.860410 0.889793 300.0
SB 0.744647 0.738975 0.750462 892.0
SR 0.910582 0.900279 0.921151 681.0
macro avg 0.793480 0.800296 0.810367 2077.0
micro avg 0.819637 0.819637 0.819637 2077.0
weighted avg 0.807952 0.805724 0.819637 2077.0
The result of Model Number:Dataset Number:Featuregroup Number:Rescale of 82 : 1 : 9 :
0

f1-score precision recall support
AFIB 0.759402 0.833850 0.697900 204.0
GSVT 0.890979 0.878970 0.903464 300.0
SB 0.945941 0.942786 0.949122 892.0
SR 0.921358 0.909005 0.934074 681.0
macro avg 0.879420 0.891153 0.871140 2077.0
micro avg 0.912919 0.912919 0.912919 2077.0
weighted avg 0.911621 0.911793 0.912919 2077.0
The result of Model Number:Dataset Number:Featuregroup Number:Rescale of 82 : 1 : 9 :
1

f1-score precision recall support
AFIB 0.709564 0.738204 0.683120 204.0
GSVT 0.735969 0.724014 0.748453 300.0
SB 0.755009 0.748939 0.761188 892.0
SR 0.734696 0.739987 0.729520 681.0
macro avg 0.733810 0.737786 0.730570 2077.0
micro avg 0.741297 0.741297 0.741297 2077.0
weighted avg 0.741135 0.741349 0.741297 2077.0
The result of Model Number:Dataset Number:Featuregroup Number:Rescale of 82 : 1 :
10 : 0

f1-score precision recall support
AFIB 0.765251 0.764550 0.766045 875.0
GSVT 0.780936 0.779422 0.782539 691.0
SB 0.828675 0.826830 0.830542 1553.0

SR 0.806057 0.811316 0.800896 907.0
macro avg 0.795230 0.795529 0.795005 4026.0
micro avg 0.801606 0.801606 0.801606 4026.0
weighted avg 0.801602 0.801662 0.801606 4026.0
The result of Model Number:Dataset Number:Featuregroup Number:Rescale of 82 : 1 : 10 : 1

f1-score precision recall support
AFIB 0.626580 0.690218 0.574288 204.0
GSVT 0.578643 0.618657 0.543762 300.0
SB 0.629971 0.588628 0.677570 892.0
SR 0.545250 0.573912 0.519465 681.0
macro avg 0.595111 0.617854 0.578771 2077.0
micro avg 0.596259 0.596259 0.596259 2077.0
weighted avg 0.594446 0.598118 0.596259 2077.0

The result of Model Number:Dataset Number:Featuregroup Number:Rescale of 83 : 0 : 0 : 0

f1-score precision recall support
AFIB 0.861904 0.866300 0.857579 875.0
GSVT 0.873798 0.869252 0.878468 691.0
SB 0.915877 0.915059 0.916704 1553.0
SR 0.899012 0.899746 0.898318 907.0
macro avg 0.887648 0.887589 0.887767 4026.0
micro avg 0.893149 0.893149 0.893149 4026.0
weighted avg 0.893125 0.893150 0.893149 4026.0

The result of Model Number:Dataset Number:Featuregroup Number:Rescale of 83 : 0 : 0 : 1

f1-score precision recall support
AFIB 0.869831 0.904939 0.837414 204.0
GSVT 0.902200 0.887544 0.917503 300.0
SB 0.925540 0.918099 0.933114 892.0
SR 0.900640 0.907125 0.894294 681.0
macro avg 0.899553 0.904427 0.895581 2077.0
micro avg 0.908732 0.908732 0.908732 2077.0
weighted avg 0.908533 0.908795 0.908732 2077.0

The result of Model Number:Dataset Number:Featuregroup Number:Rescale of 83 : 0 : 1 : 0

f1-score precision recall support
AFIB 0.727072 0.787767 0.676509 204.0
GSVT 0.779869 0.770062 0.790246 300.0
SB 0.799778 0.788573 0.811398 892.0
SR 0.777961 0.781606 0.774730 681.0
macro avg 0.771170 0.782002 0.763221 2077.0
micro avg 0.783072 0.783072 0.783072 2077.0
weighted avg 0.782608 0.783536 0.783072 2077.0

The result of Model Number:Dataset Number:Featuregroup Number:Rescale of 83 : 0 : 1 :
1

	f1-score	precision	recall	support
AFIB	0.672580	0.675783	0.669437	875.0
GSVT	0.680889	0.668515	0.693799	691.0
SB	0.720432	0.717673	0.723214	1553.0
SR	0.699138	0.711104	0.687578	907.0
macro avg	0.693259	0.693269	0.693507	4026.0
micro avg	0.698449	0.698449	0.698449	4026.0
weighted avg	0.698447	0.698652	0.698449	4026.0

The result of Model Number:Dataset Number:Featuregroup Number:Rescale of 83 : 0 : 2 :
0

	f1-score	precision	recall	support
AFIB	0.775864	0.792138	0.760266	204.0
GSVT	0.793862	0.789165	0.798624	300.0
SB	0.813216	0.811312	0.815130	892.0
SR	0.806347	0.806115	0.806586	681.0
macro avg	0.797322	0.799683	0.795152	2077.0
micro avg	0.804556	0.804556	0.804556	2077.0
weighted avg	0.804500	0.804526	0.804556	2077.0

The result of Model Number:Dataset Number:Featuregroup Number:Rescale of 83 : 0 : 2 :
1

	f1-score	precision	recall	support
AFIB	0.821042	0.808771	0.833722	875.0
GSVT	0.836784	0.843941	0.829761	691.0
SB	0.894085	0.891006	0.897190	1553.0
SR	0.867915	0.880860	0.855375	907.0
macro avg	0.854957	0.856144	0.854012	4026.0
micro avg	0.862403	0.862403	0.862403	4026.0
weighted avg	0.862479	0.862769	0.862403	4026.0

The result of Model Number:Dataset Number:Featuregroup Number:Rescale of 83 : 0 : 3 :
0

	f1-score	precision	recall	support
AFIB	0.720960	0.781146	0.670823	204.0
GSVT	0.773314	0.763590	0.783604	300.0
SB	0.793055	0.781945	0.804578	892.0
SR	0.771422	0.775036	0.768218	681.0
macro avg	0.764688	0.775429	0.756806	2077.0
micro avg	0.776490	0.776490	0.776490	2077.0
weighted avg	0.776030	0.776950	0.776490	2077.0

The result of Model Number:Dataset Number:Featuregroup Number:Rescale of 83 : 0 : 3 :
1

	f1-score	precision	recall	support
AFIB	0.857322	0.876242	0.839265	204.0

GSVT 0.876058 0.861530 0.891189 300.0
SB 0.892892 0.885908 0.899997 892.0
SR 0.871222 0.881708 0.860985 681.0
macro avg 0.874373 0.876347 0.872859 2077.0
micro avg 0.879968 0.879968 0.879968 2077.0
weighted avg 0.879862 0.880061 0.879968 2077.0
The result of Model Number:Dataset Number:Featuregroup Number:Rescale of 83 : 0 : 4 :
0

f1-score precision recall support
AFIB 0.884972 0.922900 0.850374 204.0
GSVT 0.914710 0.900890 0.929019 300.0
SB 0.932853 0.923627 0.942267 892.0
SR 0.907579 0.915344 0.899979 681.0
macro avg 0.910028 0.915690 0.905410 2077.0
micro avg 0.917463 0.917463 0.917463 2077.0
weighted avg 0.917243 0.917556 0.917463 2077.0
The result of Model Number:Dataset Number:Featuregroup Number:Rescale of 83 : 0 : 4 :
1

f1-score precision recall support
AFIB 0.775822 0.813070 0.741993 204.0
GSVT 0.809568 0.802693 0.816583 300.0
SB 0.822290 0.816301 0.828372 892.0
SR 0.813640 0.814017 0.813288 681.0
macro avg 0.805330 0.811520 0.800059 2077.0
micro avg 0.813239 0.813239 0.813239 2077.0
weighted avg 0.813052 0.813270 0.813239 2077.0
The result of Model Number:Dataset Number:Featuregroup Number:Rescale of 83 : 0 : 5 :
0

f1-score precision recall support
AFIB 0.806399 0.787604 0.826242 875.0
GSVT 0.774114 0.782624 0.765840 691.0
SB 0.814632 0.762028 0.875055 1553.0
SR 0.651985 0.782909 0.558925 907.0
macro avg 0.761783 0.778791 0.756516 4026.0
micro avg 0.774482 0.774482 0.774482 4026.0
weighted avg 0.769246 0.775826 0.774482 4026.0
The result of Model Number:Dataset Number:Featuregroup Number:Rescale of 83 : 0 : 5 :
1

f1-score precision recall support
AFIB 0.671284 0.674025 0.668586 875.0
GSVT 0.625095 0.652682 0.599847 691.0
SB 0.671315 0.608124 0.749170 1553.0
SR 0.506396 0.630257 0.423392 907.0
macro avg 0.618522 0.641272 0.610249 4026.0

micro avg 0.632634 0.632634 0.632634 4026.0
weighted avg 0.626221 0.635081 0.632634 4026.0
The result of Model Number:Dataset Number:Featuregroup Number:Rescale of 83 : 0 : 6 :
0

	f1-score	precision	recall	support
AFIB	0.675453	0.691510	0.660201	204.0
GSVT	0.692989	0.690314	0.695756	300.0
SB	0.710161	0.708576	0.711753	892.0
SR	0.701226	0.699815	0.702668	681.0
macro avg	0.694957	0.697554	0.692594	2077.0
micro avg	0.701400	0.701400	0.701400	2077.0
weighted avg	0.701342	0.701390	0.701400	2077.0

The result of Model Number:Dataset Number:Featuregroup Number:Rescale of 83 : 0 : 6 :
1

	f1-score	precision	recall	support
AFIB	0.899596	0.907797	0.891659	204.0
GSVT	0.923072	0.920050	0.926143	300.0
SB	0.939947	0.939320	0.940577	892.0
SR	0.931680	0.931412	0.931961	681.0
macro avg	0.923574	0.924645	0.922585	2077.0
micro avg	0.930863	0.930863	0.930863	2077.0
weighted avg	0.930836	0.930848	0.930863	2077.0

The result of Model Number:Dataset Number:Featuregroup Number:Rescale of 83 : 0 : 7 :
0

	f1-score	precision	recall	support
AFIB	0.865668	0.868906	0.862822	875.0
GSVT	0.885153	0.893693	0.876953	691.0
SB	0.941195	0.931323	0.951351	1553.0
SR	0.908603	0.916599	0.901057	907.0
macro avg	0.900155	0.902630	0.898046	4026.0
micro avg	0.908010	0.908010	0.908010	4026.0
weighted avg	0.907819	0.907982	0.908010	4026.0

The result of Model Number:Dataset Number:Featuregroup Number:Rescale of 83 : 0 : 7 :
1

	f1-score	precision	recall	support
AFIB	0.778541	0.779594	0.777639	875.0
GSVT	0.790666	0.790260	0.791103	691.0
SB	0.825769	0.822815	0.828748	1553.0
SR	0.805995	0.810513	0.801579	907.0
macro avg	0.800243	0.800795	0.799767	4026.0
micro avg	0.805058	0.805058	0.805058	4026.0
weighted avg	0.805025	0.805062	0.805058	4026.0

The result of Model Number:Dataset Number:Featuregroup Number:Rescale of 83 : 0 : 8 :
0

f1-score precision recall support
AFIB 0.780313 0.785976 0.774786 875.0
GSVT 0.797429 0.790017 0.805041 691.0
SB 0.857003 0.851829 0.862245 1553.0
SR 0.828915 0.838171 0.819865 907.0
macro avg 0.815915 0.816498 0.815485 4026.0
micro avg 0.823871 0.823871 0.823871 4026.0
weighted avg 0.823783 0.823831 0.823871 4026.0
The result of Model Number:Dataset Number:Featuregroup Number:Rescale of 83 : 0 : 8 :
1

f1-score precision recall support
AFIB 0.576471 0.635724 0.527675 204.0
GSVT 0.685983 0.676713 0.695579 300.0
SB 0.730523 0.727602 0.733471 892.0
SR 0.710696 0.701089 0.720600 681.0
macro avg 0.675918 0.685282 0.669331 2077.0
micro avg 0.703565 0.703565 0.703565 2077.0
weighted avg 0.702458 0.702534 0.703565 2077.0
The result of Model Number:Dataset Number:Featuregroup Number:Rescale of 83 : 0 : 9 :
0

f1-score precision recall support
AFIB 0.888832 0.888032 0.889720 875.0
GSVT 0.904230 0.895951 0.912735 691.0
SB 0.948882 0.940539 0.957375 1553.0
SR 0.904210 0.926563 0.882988 907.0
macro avg 0.911539 0.912771 0.910704 4026.0
micro avg 0.918251 0.918251 0.918251 4026.0
weighted avg 0.918103 0.918326 0.918251 4026.0
The result of Model Number:Dataset Number:Featuregroup Number:Rescale of 83 : 0 : 9 :
1

f1-score precision recall support
AFIB 0.653952 0.646203 0.661944 875.0
GSVT 0.663260 0.669672 0.657034 691.0
SB 0.703940 0.701246 0.706659 1553.0
SR 0.687528 0.695460 0.679795 907.0
macro avg 0.677170 0.678145 0.676358 4026.0
micro avg 0.682371 0.682371 0.682371 4026.0
weighted avg 0.682396 0.682561 0.682371 4026.0
The result of Model Number:Dataset Number:Featuregroup Number:Rescale of 83 : 0 :
10 : 0

f1-score precision recall support
AFIB 0.755166 0.832788 0.691244 204.0
GSVT 0.898626 0.886481 0.911196 300.0
SB 0.956972 0.953145 0.960834 892.0

SR 0.930998 0.918413 0.943973 681.0
macro avg 0.885440 0.897707 0.876812 2077.0
micro avg 0.921657 0.921657 0.921657 2077.0
weighted avg 0.920207 0.920307 0.921657 2077.0
The result of Model Number:Dataset Number:Featuregroup Number:Rescale of 83 : 0 :
10 : 1

f1-score precision recall support
AFIB 0.911765 0.930890 0.893435 204.0
GSVT 0.932916 0.927396 0.938511 300.0
SB 0.955660 0.953422 0.957909 892.0
SR 0.947588 0.947315 0.947869 681.0
macro avg 0.936982 0.939756 0.934431 2077.0
micro avg 0.945483 0.945483 0.945483 2077.0
weighted avg 0.945417 0.945447 0.945483 2077.0
The result of Model Number:Dataset Number:Featuregroup Number:Rescale of 83 : 1 : 0 :
0

f1-score precision recall support
AFIB 0.871550 0.884354 0.859191 204.0
GSVT 0.893632 0.886035 0.901379 300.0
SB 0.909077 0.905440 0.912745 892.0
SR 0.900086 0.904504 0.895721 681.0
macro avg 0.893586 0.895083 0.892259 2077.0
micro avg 0.900262 0.900262 0.900262 2077.0
weighted avg 0.900212 0.900259 0.900262 2077.0
The result of Model Number:Dataset Number:Featuregroup Number:Rescale of 83 : 1 : 0 :
1

f1-score precision recall support
AFIB 0.687352 0.689673 0.685071 875.0
GSVT 0.685537 0.680708 0.690497 691.0
SB 0.721311 0.714617 0.728137 1553.0
SR 0.693888 0.707261 0.681047 907.0
macro avg 0.697022 0.698065 0.696188 4026.0
micro avg 0.701708 0.701708 0.701708 4026.0
weighted avg 0.701613 0.701718 0.701708 4026.0
The result of Model Number:Dataset Number:Featuregroup Number:Rescale of 83 : 1 : 1 :
0

f1-score precision recall support
AFIB 0.792384 0.817331 0.769108 204.0
GSVT 0.752807 0.768887 0.737511 300.0
SB 0.777289 0.750090 0.806564 892.0
SR 0.709862 0.733853 0.687440 681.0
macro avg 0.758085 0.767540 0.750156 2077.0
micro avg 0.753853 0.753853 0.753853 2077.0
weighted avg 0.753128 0.754086 0.753853 2077.0

The result of Model Number:Dataset Number:Featuregroup Number:Rescale of 83 : 1 : 1 : 1

	f1-score	precision	recall	support
AFIB	0.651283	0.650556	0.652032	875.0
GSVT	0.663197	0.654902	0.671724	691.0
SB	0.696684	0.691084	0.702382	1553.0
SR	0.665602	0.683066	0.649019	907.0
macro avg	0.669192	0.669902	0.668789	4026.0
micro avg	0.674155	0.674155	0.674155	4026.0
weighted avg	0.674067	0.674259	0.674155	4026.0

The result of Model Number:Dataset Number:Featuregroup Number:Rescale of 83 : 1 : 2 : 0

	f1-score	precision	recall	support
AFIB	0.792113	0.799856	0.784703	875.0
GSVT	0.786062	0.780098	0.792377	691.0
SB	0.831743	0.823186	0.840554	1553.0
SR	0.805342	0.818294	0.793022	907.0
macro avg	0.803815	0.805359	0.802664	4026.0
micro avg	0.809438	0.809438	0.809438	4026.0
weighted avg	0.809342	0.809618	0.809438	4026.0

The result of Model Number:Dataset Number:Featuregroup Number:Rescale of 83 : 1 : 2 : 1

	f1-score	precision	recall	support
AFIB	0.857686	0.861590	0.853871	875.0
GSVT	0.861854	0.853264	0.870693	691.0
SB	0.908396	0.898497	0.918515	1553.0
SR	0.868782	0.889350	0.849148	907.0
macro avg	0.874180	0.875675	0.873057	4026.0
micro avg	0.880630	0.880630	0.880630	4026.0
weighted avg	0.880462	0.880651	0.880630	4026.0

The result of Model Number:Dataset Number:Featuregroup Number:Rescale of 83 : 1 : 3 : 0

	f1-score	precision	recall	support
AFIB	0.660468	0.732985	0.601167	204.0
GSVT	0.771186	0.761545	0.781226	300.0
SB	0.820504	0.816317	0.824735	892.0
SR	0.801283	0.790080	0.812811	681.0
macro avg	0.763360	0.775232	0.754985	2077.0
micro avg	0.792583	0.792583	0.792583	2077.0
weighted avg	0.791360	0.791619	0.792583	2077.0

The result of Model Number:Dataset Number:Featuregroup Number:Rescale of 83 : 1 : 3 : 1

	f1-score	precision	recall	support
AFIB	0.794167	0.781711	0.807112	875.0

GSVT 0.765232 0.787170 0.744573 691.0
SB 0.804132 0.763370 0.849539 1553.0
SR 0.653352 0.727048 0.593323 907.0
macro avg 0.754221 0.764825 0.748637 4026.0
micro avg 0.764580 0.764580 0.764580 4026.0
weighted avg 0.761321 0.763258 0.764580 4026.0
The result of Model Number:Dataset Number:Featuregroup Number:Rescale of 83 : 1 : 4 :
0

f1-score precision recall support
AFIB 0.671839 0.677442 0.666558 204.0
GSVT 0.689587 0.686411 0.692806 300.0
SB 0.699986 0.697500 0.702495 892.0
SR 0.693521 0.696627 0.690478 681.0
macro avg 0.688733 0.689495 0.688085 2077.0
micro avg 0.693626 0.693626 0.693626 2077.0
weighted avg 0.693600 0.693642 0.693626 2077.0
The result of Model Number:Dataset Number:Featuregroup Number:Rescale of 83 : 1 : 4 :
1

f1-score precision recall support
AFIB 0.694023 0.698699 0.689512 875.0
GSVT 0.706409 0.696597 0.716631 691.0
SB 0.752756 0.747601 0.757989 1553.0
SR 0.722251 0.734727 0.710231 907.0
macro avg 0.718860 0.719406 0.718591 4026.0
micro avg 0.725249 0.725249 0.725249 4026.0
weighted avg 0.725164 0.725319 0.725249 4026.0
The result of Model Number:Dataset Number:Featuregroup Number:Rescale of 83 : 1 : 5 :
0

f1-score precision recall support
AFIB 0.706782 0.720574 0.693631 204.0
GSVT 0.724398 0.715050 0.734041 300.0
SB 0.736727 0.729444 0.744161 892.0
SR 0.721328 0.731350 0.711582 681.0
macro avg 0.722309 0.724105 0.720854 2077.0
micro avg 0.727054 0.727054 0.727054 2077.0
weighted avg 0.726956 0.727119 0.727054 2077.0
The result of Model Number:Dataset Number:Featuregroup Number:Rescale of 83 : 1 : 5 :
1

f1-score precision recall support
AFIB 0.913776 0.923719 0.904311 204.0
GSVT 0.944699 0.940759 0.948825 300.0
SB 0.964058 0.963195 0.964922 892.0
SR 0.954947 0.954955 0.954947 681.0
macro avg 0.944370 0.945657 0.943251 2077.0

micro avg 0.953373 0.953373 0.953373 2077.0
weighted avg 0.953336 0.953376 0.953373 2077.0
The result of Model Number:Dataset Number:Featuregroup Number:Rescale of 83 : 1 : 6 :
0

	f1-score	precision	recall	support
AFIB	0.684548	0.686860	0.682276	875.0
GSVT	0.682740	0.677931	0.687680	691.0
SB	0.718368	0.711701	0.725166	1553.0
SR	0.691057	0.704375	0.678268	907.0
macro avg	0.694178	0.695217	0.693348	4026.0
micro avg	0.698845	0.698845	0.698845	4026.0
weighted avg	0.698750	0.698855	0.698845	4026.0

The result of Model Number:Dataset Number:Featuregroup Number:Rescale of 83 : 1 : 6 :
1

	f1-score	precision	recall	support
AFIB	0.667579	0.684203	0.651776	875.0
GSVT	0.705345	0.708340	0.702405	691.0
SB	0.765075	0.762147	0.768029	1553.0
SR	0.727754	0.714193	0.741879	907.0
macro avg	0.716438	0.717221	0.716022	4026.0
micro avg	0.725609	0.725609	0.725609	4026.0
weighted avg	0.725226	0.725168	0.725609	4026.0

The result of Model Number:Dataset Number:Featuregroup Number:Rescale of 83 : 1 : 7 :
0

	f1-score	precision	recall	support
AFIB	0.674148	0.730426	0.627266	204.0
GSVT	0.723102	0.714009	0.732724	300.0
SB	0.741562	0.731173	0.752337	892.0
SR	0.721333	0.724712	0.718337	681.0
macro avg	0.715036	0.725080	0.707666	2077.0
micro avg	0.726072	0.726072	0.726072	2077.0
weighted avg	0.725642	0.726502	0.726072	2077.0

The result of Model Number:Dataset Number:Featuregroup Number:Rescale of 83 : 1 : 7 :
1

	f1-score	precision	recall	support
AFIB	0.803752	0.839026	0.771526	204.0
GSVT	0.748240	0.753628	0.743237	300.0
SB	0.775984	0.737017	0.819305	892.0
SR	0.688420	0.733872	0.648414	681.0
macro avg	0.754099	0.765886	0.745621	2077.0
micro avg	0.747594	0.747594	0.747594	2077.0
weighted avg	0.745994	0.748404	0.747594	2077.0

The result of Model Number:Dataset Number:Featuregroup Number:Rescale of 83 : 1 : 8 :
0

f1-score precision recall support
AFIB 0.671752 0.680836 0.663189 204.0
GSVT 0.697268 0.696136 0.698428 300.0
SB 0.712410 0.711461 0.713368 892.0
SR 0.705128 0.704225 0.706059 681.0
macro avg 0.696640 0.698165 0.695261 2077.0
micro avg 0.703885 0.703885 0.703885 2077.0
weighted avg 0.703842 0.703867 0.703885 2077.0
The result of Model Number:Dataset Number:Featuregroup Number:Rescale of 83 : 1 : 8 :
1

f1-score precision recall support
AFIB 0.877610 0.883523 0.871906 875.0
GSVT 0.893273 0.880865 0.906198 691.0
SB 0.951879 0.945361 0.958496 1553.0
SR 0.913305 0.929081 0.898105 907.0
macro avg 0.909017 0.909707 0.908676 4026.0
micro avg 0.917095 0.917095 0.917095 4026.0
weighted avg 0.916989 0.917184 0.917095 4026.0
The result of Model Number:Dataset Number:Featuregroup Number:Rescale of 83 : 1 : 9 :
0

f1-score precision recall support
AFIB 0.725274 0.724407 0.726267 875.0
GSVT 0.739412 0.741956 0.736962 691.0
SB 0.783148 0.778323 0.788039 1553.0
SR 0.767211 0.774704 0.759946 907.0
macro avg 0.753761 0.754847 0.752803 4026.0
micro avg 0.759518 0.759518 0.759518 4026.0
weighted avg 0.759473 0.759548 0.759518 4026.0
The result of Model Number:Dataset Number:Featuregroup Number:Rescale of 83 : 1 : 9 :
1

f1-score precision recall support
AFIB 0.671670 0.693975 0.651009 204.0
GSVT 0.697160 0.691567 0.702949 300.0
SB 0.712563 0.709635 0.715517 892.0
SR 0.705908 0.705805 0.706012 681.0
macro avg 0.696825 0.700246 0.693872 2077.0
micro avg 0.704250 0.704250 0.704250 2077.0
weighted avg 0.704140 0.704232 0.704250 2077.0
The result of Model Number:Dataset Number:Featuregroup Number:Rescale of 83 : 1 :
10 : 0

f1-score precision recall support
AFIB 0.900199 0.911252 0.889551 204.0
GSVT 0.918330 0.914408 0.922308 300.0
SB 0.929447 0.926657 0.932258 892.0

SR 0.921624 0.923817 0.919470 681.0
macro avg 0.917400 0.919034 0.915897 2077.0
micro avg 0.922433 0.922433 0.922433 2077.0
weighted avg 0.922403 0.922444 0.922433 2077.0
The result of Model Number:Dataset Number:Featuregroup Number:Rescale of 83 : 1 :
10 : 1

f1-score precision recall support
AFIB 0.538868 0.587013 0.569057 204.0
GSVT 0.731933 0.719968 0.744554 300.0
SB 0.623101 0.618355 0.627966 892.0
SR 0.761950 0.753329 0.770794 681.0
macro avg 0.663963 0.669666 0.678093 2077.0
micro avg 0.685850 0.685850 0.685850 2077.0
weighted avg 0.676073 0.674208 0.685850 2077.0

The result of Model Number:Dataset Number:Featuregroup Number:Rescale of 84 : 0 : 0 :
0

f1-score precision recall support
AFIB 0.773949 0.789077 0.759525 204.0
GSVT 0.795215 0.789486 0.801056 300.0
SB 0.809447 0.806298 0.812624 892.0
SR 0.800600 0.802865 0.798364 681.0
macro avg 0.794803 0.796932 0.792892 2077.0
micro avg 0.801062 0.801062 0.801062 2077.0
weighted avg 0.801004 0.801053 0.801062 2077.0

The result of Model Number:Dataset Number:Featuregroup Number:Rescale of 84 : 0 : 0 :
1

f1-score precision recall support
AFIB 0.622514 0.688337 0.568504 204.0
GSVT 0.716283 0.707994 0.724906 300.0
SB 0.757311 0.754197 0.760452 892.0
SR 0.741047 0.730071 0.752367 681.0
macro avg 0.709289 0.720150 0.701557 2077.0
micro avg 0.733814 0.733814 0.733814 2077.0
weighted avg 0.732813 0.733144 0.733814 2077.0

The result of Model Number:Dataset Number:Featuregroup Number:Rescale of 84 : 0 : 1 :
0

f1-score precision recall support
AFIB 0.818880 0.843898 0.795394 875.0
GSVT 0.869007 0.866064 0.872047 691.0
SB 0.949602 0.945788 0.953453 1553.0
SR 0.899380 0.883780 0.915628 907.0
macro avg 0.884217 0.884882 0.884130 4026.0
micro avg 0.896607 0.896607 0.896607 4026.0
weighted avg 0.896044 0.895991 0.896607 4026.0

The result of Model Number:Dataset Number:Featuregroup Number:Rescale of 84 : 0 : 1 : 1

	f1-score	precision	recall	support
AFIB	0.811104	0.827950	0.795116	875.0
GSVT	0.790987	0.763515	0.855555	691.0
SB	0.932302	0.928098	0.936560	1553.0
SR	0.708780	0.697337	0.720669	907.0
macro avg	0.810793	0.804225	0.826975	4026.0
micro avg	0.843279	0.843279	0.843279	4026.0
weighted avg	0.831350	0.826097	0.843279	4026.0

The result of Model Number:Dataset Number:Featuregroup Number:Rescale of 84 : 0 : 2 : 0

	f1-score	precision	recall	support
AFIB	0.760174	0.750082	0.770600	875.0
GSVT	0.775603	0.782956	0.768421	691.0
SB	0.825353	0.823401	0.827318	1553.0
SR	0.802962	0.811405	0.794726	907.0
macro avg	0.791023	0.791961	0.790266	4026.0
micro avg	0.797540	0.797540	0.797540	4026.0
weighted avg	0.797604	0.797822	0.797540	4026.0

The result of Model Number:Dataset Number:Featuregroup Number:Rescale of 84 : 0 : 2 : 1

	f1-score	precision	recall	support
AFIB	0.717001	0.717129	0.716904	875.0
GSVT	0.724587	0.727034	0.722201	691.0
SB	0.761141	0.758517	0.763787	1553.0
SR	0.746687	0.749206	0.744213	907.0
macro avg	0.737354	0.737971	0.736776	4026.0
micro avg	0.742050	0.742050	0.742050	4026.0
weighted avg	0.742017	0.742020	0.742050	4026.0

The result of Model Number:Dataset Number:Featuregroup Number:Rescale of 84 : 0 : 3 : 0

	f1-score	precision	recall	support
AFIB	0.744662	0.737761	0.751736	875.0
GSVT	0.758036	0.762152	0.753976	691.0
SB	0.803182	0.801330	0.805043	1553.0
SR	0.784468	0.791708	0.777385	907.0
macro avg	0.772587	0.773238	0.772035	4026.0
micro avg	0.778461	0.778461	0.778461	4026.0
weighted avg	0.778499	0.778622	0.778461	4026.0

The result of Model Number:Dataset Number:Featuregroup Number:Rescale of 84 : 0 : 3 : 1

	f1-score	precision	recall	support
AFIB	0.711827	0.735466	0.689931	204.0

GSVT 0.738841 0.732914 0.744976 300.0
SB 0.755165 0.752062 0.758296 892.0
SR 0.748112 0.748002 0.748223 681.0
macro avg 0.738486 0.742111 0.735356 2077.0
micro avg 0.746355 0.746355 0.746355 2077.0
weighted avg 0.746238 0.746335 0.746355 2077.0
The result of Model Number:Dataset Number:Featuregroup Number:Rescale of 84 : 0 : 4 :
0

f1-score precision recall support

AFIB 0.848835 0.837700 0.860308 875.0
GSVT 0.861830 0.871410 0.852474 691.0
SB 0.914082 0.911925 0.916255 1553.0
SR 0.891196 0.899217 0.883330 907.0
macro avg 0.878986 0.880063 0.878092 4026.0
micro avg 0.885731 0.885731 0.885731 4026.0
weighted avg 0.885777 0.885976 0.885731 4026.0
The result of Model Number:Dataset Number:Featuregroup Number:Rescale of 84 : 0 : 4 :
1

f1-score precision recall support

AFIB 0.845089 0.881690 0.811646 204.0
GSVT 0.790012 0.797384 0.783171 300.0
SB 0.818904 0.778643 0.863614 892.0
SR 0.729866 0.775926 0.689203 681.0
macro avg 0.795968 0.808411 0.786909 2077.0
micro avg 0.789705 0.789705 0.789705 2077.0
weighted avg 0.788109 0.790580 0.789705 2077.0
The result of Model Number:Dataset Number:Featuregroup Number:Rescale of 84 : 0 : 5 :
0

f1-score precision recall support

AFIB 0.819774 0.821954 0.817655 875.0
GSVT 0.835538 0.829652 0.841557 691.0
SB 0.883262 0.874256 0.892473 1553.0
SR 0.842887 0.861246 0.825324 907.0
macro avg 0.845365 0.846777 0.844252 4026.0
micro avg 0.852345 0.852345 0.852345 4026.0
weighted avg 0.852176 0.852302 0.852345 4026.0
The result of Model Number:Dataset Number:Featuregroup Number:Rescale of 84 : 0 : 5 :
1

f1-score precision recall support

AFIB 0.721934 0.733003 0.711312 204.0
GSVT 0.739052 0.732781 0.745461 300.0
SB 0.751908 0.749481 0.754352 892.0
SR 0.744181 0.746944 0.741448 681.0
macro avg 0.739269 0.740552 0.738144 2077.0

micro avg 0.744610 0.744610 0.744610 2077.0
weighted avg 0.744573 0.744619 0.744610 2077.0
The result of Model Number:Dataset Number:Featuregroup Number:Rescale of 84 : 0 : 6 :
0

	f1-score	precision	recall	support
AFIB	0.906105	0.940609	0.874240	204.0
GSVT	0.934974	0.925550	0.944632	300.0
SB	0.953688	0.948940	0.958497	892.0
SR	0.942168	0.942761	0.941607	681.0
macro avg	0.934233	0.939465	0.929744	2077.0
micro avg	0.942681	0.942681	0.942681	2077.0
weighted avg	0.942534	0.942717	0.942681	2077.0

The result of Model Number:Dataset Number:Featuregroup Number:Rescale of 84 : 0 : 6 :
1

	f1-score	precision	recall	support
AFIB	0.669017	0.684146	0.654563	875.0
GSVT	0.709310	0.712329	0.706358	691.0
SB	0.770163	0.766534	0.773832	1553.0
SR	0.729719	0.718526	0.741297	907.0
macro avg	0.719552	0.720383	0.719013	4026.0
micro avg	0.729000	0.729000	0.729000	4026.0
weighted avg	0.728624	0.728509	0.729000	4026.0

The result of Model Number:Dataset Number:Featuregroup Number:Rescale of 84 : 0 : 7 :
0

	f1-score	precision	recall	support
AFIB	0.735872	0.741635	0.730236	875.0
GSVT	0.737812	0.728396	0.747521	691.0
SB	0.773882	0.770778	0.777019	1553.0
SR	0.757532	0.764968	0.750267	907.0
macro avg	0.751274	0.751444	0.751261	4026.0
micro avg	0.755762	0.755762	0.755762	4026.0
weighted avg	0.755747	0.755861	0.755762	4026.0

The result of Model Number:Dataset Number:Featuregroup Number:Rescale of 84 : 0 : 7 :
1

	f1-score	precision	recall	support
AFIB	0.777343	0.789262	0.765907	204.0
GSVT	0.795775	0.789023	0.802677	300.0
SB	0.809618	0.807005	0.812250	892.0
SR	0.801299	0.804273	0.798356	681.0
macro avg	0.796009	0.797391	0.794797	2077.0
micro avg	0.801760	0.801760	0.801760	2077.0
weighted avg	0.801721	0.801769	0.801760	2077.0

The result of Model Number:Dataset Number:Featuregroup Number:Rescale of 84 : 0 : 8 :
0

f1-score precision recall support
AFIB 0.716359 0.772192 0.668388 204.0
GSVT 0.738204 0.750701 0.726149 300.0
SB 0.782358 0.775157 0.789717 892.0
SR 0.751219 0.740325 0.762473 681.0
macro avg 0.747035 0.759594 0.736682 2077.0
micro avg 0.759686 0.759686 0.759686 2077.0
weighted avg 0.759288 0.759913 0.759686 2077.0
The result of Model Number:Dataset Number:Featuregroup Number:Rescale of 84 : 0 : 8 :
1

f1-score precision recall support
AFIB 0.910547 0.910492 0.910659 875.0
GSVT 0.912518 0.907585 0.917521 691.0
SB 0.956113 0.949751 0.962573 1553.0
SR 0.930724 0.945995 0.915974 907.0
macro avg 0.927476 0.928456 0.926682 4026.0
micro avg 0.933059 0.933059 0.933059 4026.0
weighted avg 0.933008 0.933135 0.933059 4026.0
The result of Model Number:Dataset Number:Featuregroup Number:Rescale of 84 : 0 : 9 :
0

f1-score precision recall support
AFIB 0.783864 0.793932 0.774087 875.0
GSVT 0.792536 0.786127 0.799177 691.0
SB 0.847787 0.845238 0.850353 1553.0
SR 0.826794 0.826446 0.827152 907.0
macro avg 0.812745 0.812936 0.812693 4026.0
micro avg 0.819767 0.819767 0.819767 4026.0
weighted avg 0.819682 0.819708 0.819767 4026.0
The result of Model Number:Dataset Number:Featuregroup Number:Rescale of 84 : 0 : 9 :
1

f1-score precision recall support
AFIB 0.682197 0.714950 0.652450 204.0
GSVT 0.711870 0.705825 0.718039 300.0
SB 0.723057 0.717791 0.728405 892.0
SR 0.715451 0.715783 0.715141 681.0
macro avg 0.708144 0.713587 0.703509 2077.0
micro avg 0.715099 0.715099 0.715099 2077.0
weighted avg 0.714934 0.715125 0.715099 2077.0
The result of Model Number:Dataset Number:Featuregroup Number:Rescale of 84 : 0 :
10 : 0

f1-score precision recall support
AFIB 0.846699 0.863758 0.830844 204.0
GSVT 0.873867 0.866849 0.881169 300.0
SB 0.892786 0.891887 0.893687 892.0

SR 0.884648 0.884140 0.885166 681.0
macro avg 0.874500 0.876659 0.872717 2077.0
micro avg 0.882913 0.882913 0.882913 2077.0
weighted avg 0.882858 0.882968 0.882913 2077.0
The result of Model Number:Dataset Number:Featuregroup Number:Rescale of 84 : 0 :

10 : 1

f1-score precision recall support

AFIB 0.763124 0.751718 0.774910 875.0
GSVT 0.777756 0.784407 0.771228 691.0
SB 0.831014 0.828153 0.833901 1553.0
SR 0.806691 0.818722 0.795035 907.0
macro avg 0.794646 0.795750 0.793769 4026.0
micro avg 0.801567 0.801567 0.801567 4026.0
weighted avg 0.801638 0.801908 0.801567 4026.0

The result of Model Number:Dataset Number:Featuregroup Number:Rescale of 84 : 1 : 0 :
0

f1-score precision recall support

AFIB 0.769646 0.793160 0.747572 875.0
GSVT 0.816760 0.813993 0.819617 691.0
SB 0.892509 0.888924 0.896128 1553.0
SR 0.845306 0.830644 0.860578 907.0
macro avg 0.831055 0.831680 0.830974 4026.0
micro avg 0.842701 0.842701 0.842701 4026.0
weighted avg 0.842171 0.842121 0.842701 4026.0

The result of Model Number:Dataset Number:Featuregroup Number:Rescale of 84 : 1 : 0 :
1

f1-score precision recall support

AFIB 0.770040 0.781399 0.759090 204.0
GSVT 0.788943 0.785846 0.792090 300.0
SB 0.806465 0.804848 0.808092 892.0
SR 0.800745 0.800865 0.800631 681.0
macro avg 0.791548 0.793240 0.789976 2077.0
micro avg 0.798521 0.798521 0.798521 2077.0
weighted avg 0.798481 0.798494 0.798521 2077.0

The result of Model Number:Dataset Number:Featuregroup Number:Rescale of 84 : 1 : 1 :
0

f1-score precision recall support

AFIB 0.680702 0.685873 0.675668 204.0
GSVT 0.694638 0.687854 0.701573 300.0
SB 0.710842 0.709024 0.712674 892.0
SR 0.703301 0.707274 0.699381 681.0
macro avg 0.697371 0.697506 0.697324 2077.0
micro avg 0.703078 0.703078 0.703078 2077.0
weighted avg 0.703069 0.703119 0.703078 2077.0

The result of Model Number:Dataset Number:Featuregroup Number:Rescale of 84 : 1 : 1 : 1

	f1-score	precision	recall	support
AFIB	0.710812	0.711317	0.710321	875.0
GSVT	0.720390	0.721811	0.719037	691.0
SB	0.765175	0.762632	0.767738	1553.0
SR	0.747196	0.749973	0.744463	907.0
macro avg	0.735893	0.736433	0.735390	4026.0
micro avg	0.741657	0.741657	0.741657	4026.0
weighted avg	0.741623	0.741621	0.741657	4026.0

The result of Model Number:Dataset Number:Featuregroup Number:Rescale of 84 : 1 : 2 : 0

	f1-score	precision	recall	support
AFIB	0.757408	0.745529	0.769754	875.0
GSVT	0.729812	0.750735	0.710109	691.0
SB	0.766912	0.728036	0.810217	1553.0
SR	0.623111	0.693396	0.565861	907.0
macro avg	0.719311	0.729424	0.713985	4026.0
micro avg	0.729191	0.729191	0.729191	4026.0
weighted avg	0.726082	0.727930	0.729191	4026.0

The result of Model Number:Dataset Number:Featuregroup Number:Rescale of 84 : 1 : 2 : 1

	f1-score	precision	recall	support
AFIB	0.795497	0.812971	0.779056	204.0
GSVT	0.821134	0.814498	0.827993	300.0
SB	0.838344	0.837313	0.839378	892.0
SR	0.831266	0.830543	0.831996	681.0
macro avg	0.821560	0.823831	0.819606	2077.0
micro avg	0.829388	0.829388	0.829388	2077.0
weighted avg	0.829329	0.829407	0.829388	2077.0

The result of Model Number:Dataset Number:Featuregroup Number:Rescale of 84 : 1 : 3 : 0

	f1-score	precision	recall	support
AFIB	0.625075	0.608654	0.664206	875.0
GSVT	0.601316	0.569153	0.685488	691.0
SB	0.569778	0.566177	0.573442	1553.0
SR	0.553449	0.562985	0.544386	907.0
macro avg	0.587405	0.576742	0.616880	4026.0
micro avg	0.605853	0.605853	0.605853	4026.0
weighted avg	0.583531	0.575201	0.605853	4026.0

The result of Model Number:Dataset Number:Featuregroup Number:Rescale of 84 : 1 : 3 : 1

	f1-score	precision	recall	support
AFIB	0.595054	0.599982	0.670247	204.0

GSVT 0.645296 0.617676 0.728045 300.0
SB 0.589179 0.587132 0.591243 892.0
SR 0.583321 0.583431 0.583215 681.0
macro avg 0.603212 0.597055 0.643187 2077.0
micro avg 0.616130 0.616130 0.616130 2077.0
weighted avg 0.595941 0.591592 0.616130 2077.0
The result of Model Number:Dataset Number:Featuregroup Number:Rescale of 84 : 1 : 4 :
0

f1-score precision recall support

AFIB 0.689613 0.690995 0.688266 875.0
GSVT 0.691321 0.687589 0.695112 691.0
SB 0.722663 0.718802 0.726570 1553.0
SR 0.705374 0.713739 0.697223 907.0
macro avg 0.702243 0.702781 0.701793 4026.0
micro avg 0.706234 0.706234 0.706234 4026.0
weighted avg 0.706206 0.706261 0.706234 4026.0
The result of Model Number:Dataset Number:Featuregroup Number:Rescale of 84 : 1 : 4 :
1

f1-score precision recall support

AFIB 0.880169 0.918797 0.844880 204.0
GSVT 0.819380 0.825279 0.813901 300.0
SB 0.849762 0.807089 0.897202 892.0
SR 0.753872 0.803646 0.710063 681.0
macro avg 0.825796 0.838703 0.816511 2077.0
micro avg 0.818672 0.818672 0.818672 2077.0
weighted avg 0.816920 0.819560 0.818672 2077.0
The result of Model Number:Dataset Number:Featuregroup Number:Rescale of 84 : 1 : 5 :
0

f1-score precision recall support

AFIB 0.744804 0.738144 0.751617 875.0
GSVT 0.756762 0.759756 0.753819 691.0
SB 0.806870 0.805373 0.808376 1553.0
SR 0.786424 0.793694 0.779315 907.0
macro avg 0.773715 0.774242 0.773282 4026.0
micro avg 0.780129 0.780129 0.780129 4026.0
weighted avg 0.780174 0.780301 0.780129 4026.0
The result of Model Number:Dataset Number:Featuregroup Number:Rescale of 84 : 1 : 5 :
1

f1-score precision recall support

AFIB 0.780501 0.793477 0.768122 204.0
GSVT 0.795468 0.789816 0.801260 300.0
SB 0.813918 0.809344 0.818563 892.0
SR 0.803549 0.808465 0.798718 681.0
macro avg 0.798359 0.800276 0.796666 2077.0

micro avg 0.804603 0.804603 0.804603 2077.0
weighted avg 0.804571 0.804677 0.804603 2077.0
The result of Model Number:Dataset Number:Featuregroup Number:Rescale of 84 : 1 : 6 :
0

	f1-score	precision	recall	support
AFIB	0.702540	0.778243	0.640823	204.0
GSVT	0.828111	0.816503	0.840267	300.0
SB	0.879253	0.876422	0.882112	892.0
SR	0.856742	0.843711	0.870204	681.0
macro avg	0.816661	0.828720	0.808351	2077.0
micro avg	0.848464	0.848464	0.848464	2077.0
weighted avg	0.847129	0.847399	0.848464	2077.0

The result of Model Number:Dataset Number:Featuregroup Number:Rescale of 84 : 1 : 6 :
1

	f1-score	precision	recall	support
AFIB	0.686380	0.707350	0.666694	875.0
GSVT	0.728397	0.725930	0.730944	691.0
SB	0.795951	0.792754	0.799179	1553.0
SR	0.753855	0.740779	0.767474	907.0
macro avg	0.741146	0.741703	0.741073	4026.0
micro avg	0.751531	0.751531	0.751531	4026.0
weighted avg	0.751059	0.751014	0.751531	4026.0

The result of Model Number:Dataset Number:Featuregroup Number:Rescale of 84 : 1 : 7 :
0

	f1-score	precision	recall	support
AFIB	0.803330	0.772618	0.853862	875.0
GSVT	0.832385	0.803658	0.871351	691.0
SB	0.927432	0.911061	0.945420	1553.0
SR	0.785514	0.944535	0.678185	907.0
macro avg	0.837165	0.857968	0.837205	4026.0
micro avg	0.852604	0.852604	0.852604	4026.0
weighted avg	0.852174	0.870080	0.852604	4026.0

The result of Model Number:Dataset Number:Featuregroup Number:Rescale of 84 : 1 : 7 :
1

	f1-score	precision	recall	support
AFIB	0.815129	0.804213	0.826398	875.0
GSVT	0.833354	0.839859	0.826964	691.0
SB	0.884790	0.882022	0.887580	1553.0
SR	0.863393	0.874839	0.852258	907.0
macro avg	0.849167	0.850233	0.848300	4026.0
micro avg	0.855922	0.855922	0.855922	4026.0
weighted avg	0.856001	0.856256	0.855922	4026.0

The result of Model Number:Dataset Number:Featuregroup Number:Rescale of 84 : 1 : 8 :
0

f1-score precision recall support
AFIB 0.816129 0.818634 0.813768 204.0
GSVT 0.837568 0.835440 0.839782 300.0
SB 0.856278 0.855232 0.857332 892.0
SR 0.849270 0.850903 0.847650 681.0
macro avg 0.839811 0.840052 0.839633 2077.0
micro avg 0.847344 0.847344 0.847344 2077.0
weighted avg 0.847334 0.847359 0.847344 2077.0
The result of Model Number:Dataset Number:Featuregroup Number:Rescale of 84 : 1 : 8 :
1

f1-score precision recall support
AFIB 0.736009 0.744187 0.728386 204.0
GSVT 0.758807 0.754488 0.763397 300.0
SB 0.773903 0.772866 0.774944 892.0
SR 0.767319 0.768347 0.766304 681.0
macro avg 0.759010 0.759972 0.758258 2077.0
micro avg 0.765870 0.765870 0.765870 2077.0
weighted avg 0.765842 0.765913 0.765870 2077.0
The result of Model Number:Dataset Number:Featuregroup Number:Rescale of 84 : 1 : 9 :
0

f1-score precision recall support
AFIB 0.911996 0.920880 0.903505 204.0
GSVT 0.933086 0.928802 0.937442 300.0
SB 0.945981 0.942726 0.949265 892.0
SR 0.937992 0.941631 0.934425 681.0
macro avg 0.932264 0.933510 0.931159 2077.0
micro avg 0.938197 0.938197 0.938197 2077.0
weighted avg 0.938161 0.938210 0.938197 2077.0
The result of Model Number:Dataset Number:Featuregroup Number:Rescale of 84 : 1 : 9 :
1

f1-score precision recall support
AFIB 0.796211 0.801784 0.790745 204.0
GSVT 0.814736 0.810719 0.818805 300.0
SB 0.830929 0.829546 0.832327 892.0
SR 0.822659 0.824612 0.820725 681.0
macro avg 0.816134 0.816665 0.815651 2077.0
micro avg 0.822486 0.822486 0.822486 2077.0
weighted avg 0.822469 0.822482 0.822486 2077.0
The result of Model Number:Dataset Number:Featuregroup Number:Rescale of 84 : 1 :
10 : 0

f1-score precision recall support
AFIB 0.717934 0.734184 0.702479 204.0
GSVT 0.737039 0.733430 0.740716 300.0
SB 0.752117 0.749945 0.754307 892.0

SR 0.747285 0.746962 0.747619 681.0
macro avg 0.738594 0.741130 0.736280 2077.0
micro avg 0.745061 0.745061 0.745061 2077.0
weighted avg 0.744997 0.745033 0.745061 2077.0
The result of Model Number:Dataset Number:Featuregroup Number:Rescale of 84 : 1 :
10 : 1

f1-score precision recall support
AFIB 0.872329 0.914210 0.834292 204.0
GSVT 0.910272 0.902542 0.918160 300.0
SB 0.924577 0.917844 0.931415 892.0
SR 0.914851 0.915275 0.914455 681.0
macro avg 0.905507 0.912468 0.899580 2077.0
micro avg 0.914400 0.914400 0.914400 2077.0
weighted avg 0.914190 0.914435 0.914400 2077.0
The result of Model Number:Dataset Number:Featuregroup Number:Rescale of 85 : 0 : 0 :
0

f1-score precision recall support
AFIB 0.777125 0.796033 0.759286 204.0
GSVT 0.786894 0.776061 0.798138 300.0
SB 0.802783 0.794766 0.810969 892.0
SR 0.788767 0.799118 0.778703 681.0
macro avg 0.788892 0.791495 0.786774 2077.0
micro avg 0.793460 0.793460 0.793460 2077.0
weighted avg 0.793372 0.793616 0.793460 2077.0
The result of Model Number:Dataset Number:Featuregroup Number:Rescale of 85 : 0 : 0 :
1

f1-score precision recall support
AFIB 0.713421 0.750984 0.679628 204.0
GSVT 0.749246 0.742683 0.755959 300.0
SB 0.768687 0.763942 0.773506 892.0
SR 0.758200 0.756662 0.759762 681.0
macro avg 0.747388 0.753568 0.742213 2077.0
micro avg 0.757244 0.757244 0.757244 2077.0
weighted avg 0.757012 0.757212 0.757244 2077.0
The result of Model Number:Dataset Number:Featuregroup Number:Rescale of 85 : 0 : 1 :
0

f1-score precision recall support
AFIB 0.744277 0.755255 0.733693 204.0
GSVT 0.762548 0.759555 0.765589 300.0
SB 0.779483 0.777920 0.781056 892.0
SR 0.773954 0.774071 0.773845 681.0
macro avg 0.765065 0.766700 0.763546 2077.0
micro avg 0.771806 0.771806 0.771806 2077.0
weighted avg 0.771766 0.771779 0.771806 2077.0

The result of Model Number:Dataset Number:Featuregroup Number:Rescale of 85 : 0 : 1 :
1

	f1-score	precision	recall	support
AFIB	0.723198	0.728691	0.717849	204.0
GSVT	0.738004	0.730796	0.745372	300.0
SB	0.755219	0.753288	0.757166	892.0
SR	0.747208	0.751429	0.743043	681.0
macro avg	0.740907	0.741051	0.740858	2077.0
micro avg	0.746970	0.746970	0.746970	2077.0
weighted avg	0.746961	0.747014	0.746970	2077.0

The result of Model Number:Dataset Number:Featuregroup Number:Rescale of 85 : 0 : 2 :
0

	f1-score	precision	recall	support
AFIB	0.704214	0.702178	0.706326	875.0
GSVT	0.717266	0.716682	0.717900	691.0
SB	0.761840	0.758685	0.765028	1553.0
SR	0.738969	0.747087	0.731065	907.0
macro avg	0.730572	0.731158	0.730080	4026.0
micro avg	0.736530	0.736530	0.736530	4026.0
weighted avg	0.736513	0.736582	0.736530	4026.0

The result of Model Number:Dataset Number:Featuregroup Number:Rescale of 85 : 0 : 2 :
1

	f1-score	precision	recall	support
AFIB	0.784607	0.822172	0.750510	204.0
GSVT	0.826403	0.817556	0.835473	300.0
SB	0.843956	0.839294	0.848681	892.0
SR	0.834422	0.833699	0.835161	681.0
macro avg	0.822347	0.828180	0.817456	2077.0
micro avg	0.832698	0.832698	0.832698	2077.0
weighted avg	0.832466	0.832638	0.832698	2077.0

The result of Model Number:Dataset Number:Featuregroup Number:Rescale of 85 : 0 : 3 :
0

	f1-score	precision	recall	support
AFIB	0.791486	0.799142	0.784118	204.0
GSVT	0.819493	0.817877	0.821128	300.0
SB	0.836622	0.835140	0.838120	892.0
SR	0.828909	0.829310	0.828543	681.0
macro avg	0.819127	0.820367	0.817977	2077.0
micro avg	0.827222	0.827222	0.827222	2077.0
weighted avg	0.827186	0.827199	0.827222	2077.0

The result of Model Number:Dataset Number:Featuregroup Number:Rescale of 85 : 0 : 3 :
1

	f1-score	precision	recall	support
AFIB	0.747203	0.779565	0.717634	204.0

GSVT 0.698506 0.705024 0.692457 300.0
SB 0.724052 0.688454 0.763583 892.0
SR 0.645326 0.686051 0.609373 681.0
macro avg 0.703772 0.714774 0.695762 2077.0
micro avg 0.698235 0.698235 0.698235 2077.0
weighted avg 0.696823 0.699008 0.698235 2077.0
The result of Model Number:Dataset Number:Featuregroup Number:Rescale of 85 : 0 : 4 :
0

f1-score precision recall support
AFIB 0.820861 0.847526 0.795978 204.0
GSVT 0.836422 0.828935 0.844212 300.0
SB 0.856311 0.850442 0.862263 892.0
SR 0.842346 0.845900 0.838871 681.0
macro avg 0.838985 0.843201 0.835331 2077.0
micro avg 0.845476 0.845476 0.845476 2077.0
weighted avg 0.845378 0.845560 0.845476 2077.0
The result of Model Number:Dataset Number:Featuregroup Number:Rescale of 85 : 0 : 4 :
1

f1-score precision recall support
AFIB 0.741904 0.761956 0.723034 204.0
GSVT 0.748019 0.737007 0.759467 300.0
SB 0.762508 0.754396 0.770799 892.0
SR 0.748366 0.758648 0.738370 681.0
macro avg 0.750199 0.753002 0.747917 2077.0
micro avg 0.753838 0.753838 0.753838 2077.0
weighted avg 0.753755 0.754021 0.753838 2077.0
The result of Model Number:Dataset Number:Featuregroup Number:Rescale of 85 : 0 : 5 :
0

f1-score precision recall support
AFIB 0.832209 0.901681 0.774335 204.0
GSVT 0.892640 0.881416 0.904518 300.0
SB 0.915428 0.902604 0.928729 892.0
SR 0.890457 0.894629 0.886758 681.0
macro avg 0.882684 0.895082 0.873585 2077.0
micro avg 0.896307 0.896307 0.896307 2077.0
weighted avg 0.895776 0.896838 0.896307 2077.0
The result of Model Number:Dataset Number:Featuregroup Number:Rescale of 85 : 0 : 5 :
1

f1-score precision recall support
AFIB 0.886126 0.896262 0.876561 204.0
GSVT 0.906868 0.901501 0.912313 300.0
SB 0.870576 0.838419 0.924858 892.0
SR 0.730276 0.733810 0.726794 681.0
macro avg 0.848462 0.842498 0.860132 2077.0

micro avg 0.853362 0.853362 0.853362 2077.0
weighted avg 0.831344 0.818913 0.853362 2077.0
The result of Model Number:Dataset Number:Featuregroup Number:Rescale of 85 : 0 : 6 :
0

	f1-score	precision	recall	support
AFIB	0.832081	0.879416	0.790134	204.0
GSVT	0.879322	0.869639	0.889267	300.0
SB	0.892402	0.883523	0.901492	892.0
SR	0.882035	0.885051	0.879180	681.0
macro avg	0.871460	0.879407	0.865018	2077.0
micro avg	0.881473	0.881473	0.881473	2077.0
weighted avg	0.881189	0.881615	0.881473	2077.0

The result of Model Number:Dataset Number:Featuregroup Number:Rescale of 85 : 0 : 6 :
1

	f1-score	precision	recall	support
AFIB	0.770097	0.802667	0.740323	204.0
GSVT	0.709204	0.710445	0.718605	300.0
SB	0.763523	0.727150	0.804468	892.0
SR	0.674992	0.729358	0.629390	681.0
macro avg	0.729454	0.742405	0.723197	2077.0
micro avg	0.728362	0.728362	0.728362	2077.0
weighted avg	0.727296	0.732878	0.728362	2077.0

The result of Model Number:Dataset Number:Featuregroup Number:Rescale of 85 : 0 : 7 :
0

	f1-score	precision	recall	support
AFIB	0.848083	0.862808	0.833960	204.0
GSVT	0.864795	0.862236	0.867388	300.0
SB	0.874993	0.871880	0.878131	892.0
SR	0.867879	0.868785	0.866994	681.0
macro avg	0.863937	0.866427	0.861618	2077.0
micro avg	0.868589	0.868589	0.868589	2077.0
weighted avg	0.868544	0.868581	0.868589	2077.0

The result of Model Number:Dataset Number:Featuregroup Number:Rescale of 85 : 0 : 7 :
1

	f1-score	precision	recall	support
AFIB	0.708998	0.725155	0.693659	875.0
GSVT	0.754464	0.755956	0.753231	691.0
SB	0.825434	0.820917	0.830005	1553.0
SR	0.780160	0.770696	0.789967	907.0
macro avg	0.767264	0.768181	0.766715	4026.0
micro avg	0.778175	0.778175	0.778175	4026.0
weighted avg	0.777748	0.777641	0.778175	4026.0

The result of Model Number:Dataset Number:Featuregroup Number:Rescale of 85 : 0 : 8 :
0

f1-score precision recall support
AFIB 0.833314 0.848607 0.818963 204.0
GSVT 0.864948 0.857993 0.872174 300.0
SB 0.880993 0.879420 0.882573 892.0
SR 0.872270 0.873046 0.871499 681.0
macro avg 0.862881 0.864767 0.861302 2077.0
micro avg 0.871192 0.871192 0.871192 2077.0
weighted avg 0.871132 0.871209 0.871192 2077.0
The result of Model Number:Dataset Number:Featuregroup Number:Rescale of 85 : 0 : 8 :
1

f1-score precision recall support
AFIB 0.751143 0.756760 0.745638 204.0
GSVT 0.770336 0.766271 0.774446 300.0
SB 0.783337 0.782289 0.784389 892.0
SR 0.776437 0.777926 0.774956 681.0
macro avg 0.770313 0.770812 0.769857 2077.0
micro avg 0.776054 0.776054 0.776054 2077.0
weighted avg 0.776035 0.776038 0.776054 2077.0
The result of Model Number:Dataset Number:Featuregroup Number:Rescale of 85 : 0 : 9 :
0

f1-score precision recall support
AFIB 0.726197 0.719704 0.732840 875.0
GSVT 0.737857 0.740776 0.734987 691.0
SB 0.786713 0.785253 0.788182 1553.0
SR 0.766778 0.773866 0.759847 907.0
macro avg 0.754386 0.754900 0.753964 4026.0
micro avg 0.760641 0.760641 0.760641 4026.0
weighted avg 0.760684 0.760808 0.760641 4026.0
The result of Model Number:Dataset Number:Featuregroup Number:Rescale of 85 : 0 : 9 :
1

f1-score precision recall support
AFIB 0.658287 0.648948 0.667915 875.0
GSVT 0.671830 0.678378 0.665412 691.0
SB 0.714958 0.712628 0.717305 1553.0
SR 0.698262 0.707186 0.689567 907.0
macro avg 0.685834 0.686785 0.685050 4026.0
micro avg 0.691415 0.691415 0.691415 4026.0
weighted avg 0.691478 0.691684 0.691415 4026.0
The result of Model Number:Dataset Number:Featuregroup Number:Rescale of 85 : 0 :
10 : 0

f1-score precision recall support
AFIB 0.919147 0.937666 0.901936 204.0
GSVT 0.948640 0.941021 0.956566 300.0
SB 0.969177 0.968201 0.970155 892.0

SR 0.960343 0.959791 0.960906 681.0
macro avg 0.949327 0.951670 0.947391 2077.0
micro avg 0.958459 0.958459 0.958459 2077.0
weighted avg 0.958400 0.958519 0.958459 2077.0
The result of Model Number:Dataset Number:Featuregroup Number:Rescale of 85 : 0 :
10 : 1

f1-score precision recall support
AFIB 0.647766 0.648888 0.646657 875.0
GSVT 0.655620 0.648086 0.663384 691.0
SB 0.690390 0.682065 0.698923 1553.0
SR 0.657574 0.677498 0.638803 907.0
macro avg 0.662837 0.664134 0.661942 4026.0
micro avg 0.667920 0.667920 0.667920 4026.0
weighted avg 0.667765 0.667994 0.667920 4026.0

The result of Model Number:Dataset Number:Featuregroup Number:Rescale of 85 : 1 : 0 :
0

f1-score precision recall support
AFIB 0.668031 0.660572 0.675667 875.0
GSVT 0.681322 0.687562 0.675204 691.0
SB 0.726661 0.724294 0.729046 1553.0
SR 0.707823 0.714914 0.700874 907.0
macro avg 0.695959 0.696836 0.695198 4026.0
micro avg 0.701857 0.701857 0.701857 4026.0
weighted avg 0.701893 0.702027 0.701857 4026.0

The result of Model Number:Dataset Number:Featuregroup Number:Rescale of 85 : 1 : 0 :
1

f1-score precision recall support
AFIB 0.668452 0.667377 0.669804 875.0
GSVT 0.684038 0.680472 0.687680 691.0
SB 0.715197 0.709138 0.721366 1553.0
SR 0.687895 0.703188 0.673485 907.0
macro avg 0.688895 0.690044 0.688084 4026.0
micro avg 0.693591 0.693591 0.693591 4026.0
weighted avg 0.693539 0.693801 0.693591 4026.0

The result of Model Number:Dataset Number:Featuregroup Number:Rescale of 85 : 1 : 1 :
0

f1-score precision recall support
AFIB 0.646855 0.704648 0.683093 204.0
GSVT 0.878608 0.864246 0.893760 300.0
SB 0.747967 0.742270 0.753808 892.0
SR 0.914642 0.904293 0.925258 681.0
macro avg 0.797018 0.803864 0.813980 2077.0
micro avg 0.823291 0.823291 0.823291 2077.0
weighted avg 0.811555 0.809317 0.823291 2077.0

The result of Model Number:Dataset Number:Featuregroup Number:Rescale of 85 : 1 : 1 : 1

	f1-score	precision	recall	support
AFIB	0.556842	0.517822	0.653906	875.0
GSVT	0.477564	0.445873	0.540173	691.0
SB	0.570658	0.565844	0.575569	1553.0
SR	0.550032	0.563364	0.537508	907.0
macro avg	0.538774	0.523226	0.576789	4026.0
micro avg	0.577945	0.577945	0.577945	4026.0
weighted avg	0.547031	0.534257	0.577945	4026.0

The result of Model Number:Dataset Number:Featuregroup Number:Rescale of 85 : 1 : 2 : 0

	f1-score	precision	recall	support
AFIB	0.721060	0.727349	0.715060	204.0
GSVT	0.745997	0.744779	0.747237	300.0
SB	0.761854	0.759996	0.763730	892.0
SR	0.754869	0.756007	0.753760	681.0
macro avg	0.745945	0.747033	0.744947	2077.0
micro avg	0.753299	0.753299	0.753299	2077.0
weighted avg	0.753267	0.753283	0.753299	2077.0

The result of Model Number:Dataset Number:Featuregroup Number:Rescale of 85 : 1 : 2 : 1

	f1-score	precision	recall	support
AFIB	0.731044	0.715339	0.747493	875.0
GSVT	0.757073	0.768052	0.746453	691.0
SB	0.805934	0.805780	0.806090	1553.0
SR	0.785734	0.794867	0.776814	907.0
macro avg	0.769946	0.771009	0.769212	4026.0
micro avg	0.776523	0.776523	0.776523	4026.0
weighted avg	0.776720	0.777190	0.776523	4026.0

The result of Model Number:Dataset Number:Featuregroup Number:Rescale of 85 : 1 : 3 : 0

	f1-score	precision	recall	support
AFIB	0.854519	0.844549	0.866955	875.0
GSVT	0.879248	0.868590	0.890878	691.0
SB	0.892501	0.858050	0.943034	1553.0
SR	0.708692	0.746075	0.674919	907.0
macro avg	0.833740	0.829316	0.843946	4026.0
micro avg	0.857145	0.857145	0.857145	4026.0
weighted avg	0.840562	0.831698	0.857145	4026.0

The result of Model Number:Dataset Number:Featuregroup Number:Rescale of 85 : 1 : 3 : 1

	f1-score	precision	recall	support
AFIB	0.715549	0.713480	0.717695	875.0

GSVT 0.728811 0.728218 0.729455 691.0
SB 0.774103 0.770896 0.777342 1553.0
SR 0.750863 0.759112 0.742832 907.0
macro avg 0.742331 0.742927 0.741831 4026.0
micro avg 0.748385 0.748385 0.748385 4026.0
weighted avg 0.748367 0.748438 0.748385 4026.0
The result of Model Number:Dataset Number:Featuregroup Number:Rescale of 85 : 1 : 4 :
0

f1-score precision recall support

AFIB 0.677421 0.678975 0.675947 875.0
GSVT 0.679782 0.677866 0.681733 691.0
SB 0.713421 0.707513 0.719438 1553.0
SR 0.692019 0.702404 0.681965 907.0
macro avg 0.690661 0.691690 0.689771 4026.0
micro avg 0.695072 0.695072 0.695072 4026.0
weighted avg 0.695002 0.695071 0.695072 4026.0
The result of Model Number:Dataset Number:Featuregroup Number:Rescale of 85 : 1 : 4 :
1

f1-score precision recall support

AFIB 0.842282 0.844419 0.840185 875.0
GSVT 0.857145 0.847860 0.866671 691.0
SB 0.903384 0.893165 0.913853 1553.0
SR 0.862079 0.885681 0.839738 907.0
macro avg 0.866223 0.867781 0.865112 4026.0
micro avg 0.873047 0.873047 0.873047 4026.0
weighted avg 0.872863 0.873109 0.873047 4026.0
The result of Model Number:Dataset Number:Featuregroup Number:Rescale of 85 : 1 : 5 :
0

f1-score precision recall support

AFIB 0.709797 0.725224 0.695207 204.0
GSVT 0.739097 0.734737 0.743529 300.0
SB 0.754976 0.753301 0.756666 892.0
SR 0.747407 0.746985 0.747848 681.0
macro avg 0.737819 0.740062 0.735813 2077.0
micro avg 0.745841 0.745841 0.745841 2077.0
weighted avg 0.745763 0.745791 0.745841 2077.0
The result of Model Number:Dataset Number:Featuregroup Number:Rescale of 85 : 1 : 5 :
1

f1-score precision recall support

AFIB 0.730496 0.737562 0.723696 204.0
GSVT 0.756345 0.754854 0.757855 300.0
SB 0.772154 0.770786 0.773537 892.0
SR 0.765036 0.765406 0.764698 681.0
macro avg 0.756008 0.757152 0.754947 2077.0

micro avg 0.763479 0.763479 0.763479 2077.0
weighted avg 0.763445 0.763458 0.763479 2077.0
The result of Model Number:Dataset Number:Featuregroup Number:Rescale of 85 : 1 : 6 :
0

	f1-score	precision	recall	support
AFIB	0.813217	0.847169	0.782028	875.0
GSVT	0.878558	0.874110	0.883158	691.0
SB	0.963365	0.957944	0.968875	1553.0
SR	0.902047	0.882016	0.923023	907.0
macro avg	0.889297	0.890310	0.889271	4026.0
micro avg	0.903224	0.903224	0.903224	4026.0
weighted avg	0.902362	0.902374	0.903224	4026.0

The result of Model Number:Dataset Number:Featuregroup Number:Rescale of 85 : 1 : 6 :
1

	f1-score	precision	recall	support
AFIB	0.782184	0.789803	0.774901	204.0
GSVT	0.800272	0.796597	0.804007	300.0
SB	0.811331	0.808539	0.814148	892.0
SR	0.804479	0.807600	0.801420	681.0
macro avg	0.799566	0.800635	0.798619	2077.0
micro avg	0.804655	0.804655	0.804655	2077.0
weighted avg	0.804624	0.804666	0.804655	2077.0

The result of Model Number:Dataset Number:Featuregroup Number:Rescale of 85 : 1 : 7 :
0

	f1-score	precision	recall	support
AFIB	0.807886	0.815074	0.800867	875.0
GSVT	0.824843	0.815792	0.834151	691.0
SB	0.887114	0.880208	0.894138	1553.0
SR	0.857634	0.869791	0.845816	907.0
macro avg	0.844370	0.845216	0.843743	4026.0
micro avg	0.852685	0.852685	0.852685	4026.0
weighted avg	0.852566	0.852649	0.852685	4026.0

The result of Model Number:Dataset Number:Featuregroup Number:Rescale of 85 : 1 : 7 :
1

	f1-score	precision	recall	support
AFIB	0.688899	0.700860	0.677427	204.0
GSVT	0.702474	0.700396	0.704580	300.0
SB	0.710758	0.708229	0.713307	892.0
SR	0.704979	0.705715	0.704261	681.0
macro avg	0.701778	0.703800	0.699894	2077.0
micro avg	0.705557	0.705557	0.705557	2077.0
weighted avg	0.705520	0.705550	0.705557	2077.0

The result of Model Number:Dataset Number:Featuregroup Number:Rescale of 85 : 1 : 8 :
0

f1-score precision recall support
AFIB 0.855233 0.866217 0.844566 875.0
GSVT 0.864694 0.857701 0.871940 691.0
SB 0.924975 0.922194 0.927775 1553.0
SR 0.902071 0.901691 0.902462 907.0
macro avg 0.886743 0.886951 0.886686 4026.0
micro avg 0.894405 0.894405 0.894405 4026.0
weighted avg 0.894311 0.894340 0.894405 4026.0
The result of Model Number:Dataset Number:Featuregroup Number:Rescale of 85 : 1 : 8 :
1

f1-score precision recall support
AFIB 0.746764 0.736420 0.757432 875.0
GSVT 0.763326 0.769504 0.757251 691.0
SB 0.810262 0.807933 0.812609 1553.0
SR 0.790551 0.800840 0.780530 907.0
macro avg 0.777725 0.778674 0.776955 4026.0
micro avg 0.783888 0.783888 0.783888 4026.0
weighted avg 0.783965 0.784197 0.783888 4026.0
The result of Model Number:Dataset Number:Featuregroup Number:Rescale of 85 : 1 : 9 :
0

f1-score precision recall support
AFIB 0.738675 0.811090 0.678852 204.0
GSVT 0.866660 0.854979 0.878804 300.0
SB 0.920122 0.917053 0.923216 892.0
SR 0.896210 0.884194 0.908579 681.0
macro avg 0.855417 0.866829 0.847363 2077.0
micro avg 0.888001 0.888001 0.888001 2077.0
weighted avg 0.886738 0.886906 0.888001 2077.0
The result of Model Number:Dataset Number:Featuregroup Number:Rescale of 85 : 1 : 9 :
1

f1-score precision recall support
AFIB 0.826717 0.832621 0.821046 204.0
GSVT 0.855625 0.855074 0.856194 300.0
SB 0.872745 0.870808 0.874699 892.0
SR 0.864943 0.865990 0.863926 681.0
macro avg 0.855008 0.856123 0.853966 2077.0
micro avg 0.863224 0.863224 0.863224 2077.0
weighted avg 0.863193 0.863205 0.863224 2077.0
The result of Model Number:Dataset Number:Featuregroup Number:Rescale of 85 : 1 :
10 : 0

f1-score precision recall support
AFIB 0.729104 0.733456 0.724823 204.0
GSVT 0.747019 0.743811 0.750255 300.0
SB 0.759812 0.758712 0.760919 892.0

SR 0.752865 0.754420 0.751320 681.0
macro avg 0.747200 0.747600 0.746829 2077.0
micro avg 0.752686 0.752686 0.752686 2077.0
weighted avg 0.752670 0.752672 0.752686 2077.0
The result of Model Number:Dataset Number:Featuregroup Number:Rescale of 85 : 1 :
10 : 1

f1-score precision recall support
AFIB 0.865272 0.885039 0.846587 204.0
GSVT 0.904580 0.898949 0.910304 300.0
SB 0.924116 0.921250 0.927013 892.0
SR 0.913533 0.913955 0.913135 681.0
macro avg 0.901875 0.904798 0.899260 2077.0
micro avg 0.912150 0.912150 0.912150 2077.0
weighted avg 0.912045 0.912080 0.912150 2077.0

The result of Model Number:Dataset Number:Featuregroup Number:Rescale of 86 : 0 : 0 :
0

f1-score precision recall support
AFIB 0.777013 0.774497 0.779569 875.0
GSVT 0.786023 0.788465 0.783674 691.0
SB 0.829382 0.827577 0.831198 1553.0
SR 0.814087 0.817928 0.810313 907.0
macro avg 0.801626 0.802117 0.801189 4026.0
micro avg 0.807115 0.807115 0.807115 4026.0
weighted avg 0.807113 0.807154 0.807115 4026.0

The result of Model Number:Dataset Number:Featuregroup Number:Rescale of 86 : 0 : 0 :
1

f1-score precision recall support
AFIB 0.683633 0.673151 0.694560 875.0
GSVT 0.707206 0.714137 0.700546 691.0
SB 0.752656 0.750897 0.754446 1553.0
SR 0.733854 0.743159 0.724795 907.0
macro avg 0.719337 0.720336 0.718587 4026.0
micro avg 0.725500 0.725500 0.725500 4026.0
weighted avg 0.725618 0.725947 0.725500 4026.0

The result of Model Number:Dataset Number:Featuregroup Number:Rescale of 86 : 0 : 1 :
0

f1-score precision recall support
AFIB 0.765497 0.769519 0.761564 875.0
GSVT 0.778416 0.779861 0.777074 691.0
SB 0.824449 0.818594 0.830393 1553.0
SR 0.808641 0.813624 0.803739 907.0
macro avg 0.794251 0.795399 0.793192 4026.0
micro avg 0.800278 0.800278 0.800278 4026.0
weighted avg 0.800174 0.800160 0.800278 4026.0

The result of Model Number:Dataset Number:Featuregroup Number:Rescale of 86 : 0 : 1 :
1

	f1-score	precision	recall	support
AFIB	0.793645	0.813408	0.774858	875.0
GSVT	0.838543	0.842103	0.835048	691.0
SB	0.909552	0.906072	0.913065	1553.0
SR	0.865184	0.849062	0.881976	907.0
macro avg	0.851731	0.852661	0.851237	4026.0
micro avg	0.862633	0.862633	0.862633	4026.0
weighted avg	0.862178	0.862110	0.862633	4026.0

The result of Model Number:Dataset Number:Featuregroup Number:Rescale of 86 : 0 : 2 :
0

	f1-score	precision	recall	support
AFIB	0.671934	0.702276	0.644324	204.0
GSVT	0.695304	0.687496	0.703419	300.0
SB	0.668857	0.639696	0.715687	892.0
SR	0.557250	0.562001	0.552673	681.0
macro avg	0.648336	0.647867	0.654026	2077.0
micro avg	0.653457	0.653457	0.653457	2077.0
weighted avg	0.636386	0.627272	0.653457	2077.0

The result of Model Number:Dataset Number:Featuregroup Number:Rescale of 86 : 0 : 2 :
1

	f1-score	precision	recall	support
AFIB	0.747975	0.748174	0.747906	875.0
GSVT	0.761000	0.758190	0.763926	691.0
SB	0.814121	0.812145	0.816111	1553.0
SR	0.794705	0.800409	0.789104	907.0
macro avg	0.779450	0.779730	0.779262	4026.0
micro avg	0.786246	0.786246	0.786246	4026.0
weighted avg	0.786253	0.786337	0.786246	4026.0

The result of Model Number:Dataset Number:Featuregroup Number:Rescale of 86 : 0 : 3 :
0

	f1-score	precision	recall	support
AFIB	0.897145	0.915963	0.879108	204.0
GSVT	0.917956	0.912525	0.923462	300.0
SB	0.940335	0.938133	0.942549	892.0
SR	0.932393	0.932125	0.932669	681.0
macro avg	0.921957	0.924686	0.919447	2077.0
micro avg	0.930322	0.930322	0.930322	2077.0
weighted avg	0.930257	0.930287	0.930322	2077.0

The result of Model Number:Dataset Number:Featuregroup Number:Rescale of 86 : 0 : 3 :
1

	f1-score	precision	recall	support
AFIB	0.801683	0.835589	0.770688	204.0

GSVT 0.738292 0.739584 0.748079 300.0
SB 0.794839 0.756974 0.837463 892.0
SR 0.702677 0.759272 0.655205 681.0
macro avg 0.759373 0.772855 0.752859 2077.0
micro avg 0.758236 0.758236 0.758236 2077.0
weighted avg 0.757126 0.762937 0.758236 2077.0
The result of Model Number:Dataset Number:Featuregroup Number:Rescale of 86 : 0 : 4 :
0

f1-score precision recall support

AFIB 0.722004 0.745458 0.700118 204.0
GSVT 0.735691 0.729106 0.742543 300.0
SB 0.753185 0.748023 0.758421 892.0
SR 0.740902 0.744028 0.737846 681.0
macro avg 0.737946 0.741654 0.734732 2077.0
micro avg 0.743655 0.743655 0.743655 2077.0
weighted avg 0.743569 0.743729 0.743655 2077.0
The result of Model Number:Dataset Number:Featuregroup Number:Rescale of 86 : 0 : 4 :
1

f1-score precision recall support

AFIB 0.736617 0.742440 0.730909 875.0
GSVT 0.755152 0.753556 0.756784 691.0
SB 0.805014 0.797899 0.812268 1553.0
SR 0.783584 0.791269 0.776066 907.0
macro avg 0.770092 0.771291 0.769006 4026.0
micro avg 0.776907 0.776907 0.776907 4026.0
weighted avg 0.776763 0.776741 0.776907 4026.0
The result of Model Number:Dataset Number:Featuregroup Number:Rescale of 86 : 0 : 5 :
0

f1-score precision recall support

AFIB 0.671397 0.680101 0.663092 204.0
GSVT 0.697376 0.696925 0.697849 300.0
SB 0.712070 0.710567 0.713585 892.0
SR 0.704909 0.704508 0.705325 681.0
macro avg 0.696438 0.698025 0.694963 2077.0
micro avg 0.703645 0.703645 0.703645 2077.0
weighted avg 0.703605 0.703618 0.703645 2077.0
The result of Model Number:Dataset Number:Featuregroup Number:Rescale of 86 : 0 : 5 :
1

f1-score precision recall support

AFIB 0.783510 0.785308 0.781806 875.0
GSVT 0.786241 0.784025 0.788497 691.0
SB 0.825148 0.818315 0.832107 1553.0
SR 0.800394 0.812406 0.788766 907.0
macro avg 0.798823 0.800013 0.797794 4026.0

micro avg 0.803926 0.803926 0.803926 4026.0
weighted avg 0.803844 0.803925 0.803926 4026.0
The result of Model Number:Dataset Number:Featuregroup Number:Rescale of 86 : 0 : 6 :
0

	f1-score	precision	recall	support
AFIB	0.690087	0.685574	0.694719	875.0
GSVT	0.710597	0.716643	0.704747	691.0
SB	0.756527	0.754879	0.758183	1553.0
SR	0.738090	0.741053	0.735161	907.0
macro avg	0.723825	0.724537	0.723202	4026.0
micro avg	0.730032	0.730032	0.730032	4026.0
weighted avg	0.730050	0.730139	0.730032	4026.0

The result of Model Number:Dataset Number:Featuregroup Number:Rescale of 86 : 0 : 6 :
1

	f1-score	precision	recall	support
AFIB	0.727667	0.733435	0.722008	875.0
GSVT	0.736893	0.733644	0.740195	691.0
SB	0.783598	0.780501	0.786727	1553.0
SR	0.764343	0.766502	0.762232	907.0
macro avg	0.753125	0.753521	0.752790	4026.0
micro avg	0.759156	0.759156	0.759156	4026.0
weighted avg	0.759088	0.759076	0.759156	4026.0

The result of Model Number:Dataset Number:Featuregroup Number:Rescale of 86 : 0 : 7 :
0

	f1-score	precision	recall	support
AFIB	0.740265	0.832363	0.667170	204.0
GSVT	0.878270	0.859516	0.897900	300.0
SB	0.937570	0.932790	0.942403	892.0
SR	0.916536	0.904930	0.928503	681.0
macro avg	0.868160	0.882400	0.858994	2077.0
micro avg	0.904385	0.904385	0.904385	2077.0
weighted avg	0.902729	0.903208	0.904385	2077.0

The result of Model Number:Dataset Number:Featuregroup Number:Rescale of 86 : 0 : 7 :
1

	f1-score	precision	recall	support
AFIB	0.740993	0.815753	0.679220	204.0
GSVT	0.873847	0.861785	0.886391	300.0
SB	0.927856	0.924761	0.930977	892.0
SR	0.904095	0.891587	0.916971	681.0
macro avg	0.861698	0.873471	0.853390	2077.0
micro avg	0.895217	0.895217	0.895217	2077.0
weighted avg	0.893911	0.894081	0.895217	2077.0

The result of Model Number:Dataset Number:Featuregroup Number:Rescale of 86 : 0 : 8 :
0

f1-score precision recall support
AFIB 0.754888 0.756196 0.753596 875.0
GSVT 0.764041 0.755262 0.773090 691.0
SB 0.804561 0.794860 0.814506 1553.0
SR 0.766318 0.789538 0.744443 907.0
macro avg 0.772452 0.773964 0.771409 4026.0
micro avg 0.778375 0.778375 0.778375 4026.0
weighted avg 0.778195 0.778461 0.778375 4026.0
The result of Model Number:Dataset Number:Featuregroup Number:Rescale of 86 : 0 : 8 :
1

f1-score precision recall support
AFIB 0.833152 0.828487 0.837909 875.0
GSVT 0.839936 0.844892 0.835090 691.0
SB 0.884804 0.882034 0.887593 1553.0
SR 0.867287 0.873025 0.861644 907.0
macro avg 0.856295 0.857110 0.855559 4026.0
micro avg 0.861938 0.861938 0.861938 4026.0
weighted avg 0.861931 0.861992 0.861938 4026.0
The result of Model Number:Dataset Number:Featuregroup Number:Rescale of 86 : 0 : 9 :
0

f1-score precision recall support
AFIB 0.699814 0.747597 0.658071 204.0
GSVT 0.739773 0.724698 0.755553 300.0
SB 0.758122 0.751476 0.764916 892.0
SR 0.739422 0.741884 0.737042 681.0
macro avg 0.734283 0.741414 0.728896 2077.0
micro avg 0.743930 0.743930 0.743930 2077.0
weighted avg 0.743614 0.744082 0.743930 2077.0
The result of Model Number:Dataset Number:Featuregroup Number:Rescale of 86 : 0 : 9 :
1

f1-score precision recall support
AFIB 0.754900 0.769656 0.740832 204.0
GSVT 0.775643 0.770055 0.781340 300.0
SB 0.789525 0.786453 0.792623 892.0
SR 0.780895 0.783105 0.778715 681.0
macro avg 0.775241 0.777317 0.773377 2077.0
micro avg 0.781346 0.781346 0.781346 2077.0
weighted avg 0.781290 0.781337 0.781346 2077.0
The result of Model Number:Dataset Number:Featuregroup Number:Rescale of 86 : 0 :
10 : 0

f1-score precision recall support
AFIB 0.920611 0.937697 0.904366 204.0
GSVT 0.940855 0.935921 0.945860 300.0
SB 0.955875 0.952477 0.959303 892.0

SR 0.946034 0.947739 0.944376 681.0
macro avg 0.940844 0.943459 0.938476 2077.0
micro avg 0.947071 0.947071 0.947071 2077.0
weighted avg 0.947016 0.947081 0.947071 2077.0
The result of Model Number:Dataset Number:Featuregroup Number:Rescale of 86 : 0 :
10 : 1

f1-score precision recall support
AFIB 0.867280 0.909325 0.829048 204.0
GSVT 0.903400 0.891596 0.915705 300.0
SB 0.927732 0.920677 0.934909 892.0
SR 0.901901 0.904596 0.899262 681.0
macro avg 0.900078 0.906549 0.894731 2077.0
micro avg 0.910050 0.910050 0.910050 2077.0
weighted avg 0.909811 0.910089 0.910050 2077.0

The result of Model Number:Dataset Number:Featuregroup Number:Rescale of 86 : 1 : 0 :
0

f1-score precision recall support
AFIB 0.898819 0.912446 0.885615 204.0
GSVT 0.913271 0.905572 0.921150 300.0
SB 0.933529 0.930518 0.936562 892.0
SR 0.923508 0.926938 0.920128 681.0
macro avg 0.917282 0.918868 0.915864 2077.0
micro avg 0.923944 0.923944 0.923944 2077.0
weighted avg 0.923908 0.923966 0.923944 2077.0

The result of Model Number:Dataset Number:Featuregroup Number:Rescale of 86 : 1 : 0 :
1

f1-score precision recall support
AFIB 0.760644 0.778557 0.743602 875.0
GSVT 0.801831 0.803856 0.799869 691.0
SB 0.872006 0.868391 0.875655 1553.0
SR 0.829719 0.816652 0.843251 907.0
macro avg 0.816050 0.816864 0.815594 4026.0
micro avg 0.826647 0.826647 0.826647 4026.0
weighted avg 0.826232 0.826134 0.826647 4026.0

The result of Model Number:Dataset Number:Featuregroup Number:Rescale of 86 : 1 : 1 :
0

f1-score precision recall support
AFIB 0.839506 0.843504 0.835583 875.0
GSVT 0.849877 0.834432 0.865991 691.0
SB 0.899234 0.895791 0.902707 1553.0
SR 0.872655 0.887592 0.858226 907.0
macro avg 0.865318 0.865329 0.865627 4026.0
micro avg 0.871796 0.871796 0.871796 4026.0
weighted avg 0.871794 0.872048 0.871796 4026.0

The result of Model Number:Dataset Number:Featuregroup Number:Rescale of 86 : 1 : 1 :
1

	f1-score	precision	recall	support
AFIB	0.817505	0.835992	0.799843	875.0
GSVT	0.866741	0.870430	0.863135	691.0
SB	0.941101	0.936666	0.945584	1553.0
SR	0.891681	0.878003	0.905828	907.0
macro avg	0.879257	0.880273	0.878597	4026.0
micro avg	0.890801	0.890801	0.890801	4026.0
weighted avg	0.890343	0.890201	0.890801	4026.0

The result of Model Number:Dataset Number:Featuregroup Number:Rescale of 86 : 1 : 2 :
0

	f1-score	precision	recall	support
AFIB	0.693867	0.701979	0.686073	204.0
GSVT	0.712955	0.709676	0.716283	300.0
SB	0.723049	0.720800	0.725316	892.0
SR	0.716822	0.718854	0.714832	681.0
macro avg	0.711673	0.712827	0.710626	2077.0
micro avg	0.716720	0.716720	0.716720	2077.0
weighted avg	0.716683	0.716707	0.716720	2077.0

The result of Model Number:Dataset Number:Featuregroup Number:Rescale of 86 : 1 : 2 :
1

	f1-score	precision	recall	support
AFIB	0.871272	0.899199	0.845287	204.0
GSVT	0.897337	0.881900	0.913458	300.0
SB	0.912860	0.903836	0.922069	892.0
SR	0.888452	0.899570	0.877625	681.0
macro avg	0.892480	0.896126	0.889610	2077.0
micro avg	0.898712	0.898712	0.898712	2077.0
weighted avg	0.898531	0.898813	0.898712	2077.0

The result of Model Number:Dataset Number:Featuregroup Number:Rescale of 86 : 1 : 3 :
0

	f1-score	precision	recall	support
AFIB	0.658421	0.644277	0.673236	875.0
GSVT	0.681865	0.691753	0.672300	691.0
SB	0.725872	0.725733	0.726013	1553.0
SR	0.707679	0.715904	0.699644	907.0
macro avg	0.693459	0.694417	0.692798	4026.0
micro avg	0.699383	0.699383	0.699383	4026.0
weighted avg	0.699560	0.699983	0.699383	4026.0

The result of Model Number:Dataset Number:Featuregroup Number:Rescale of 86 : 1 : 3 :
1

	f1-score	precision	recall	support
AFIB	0.643269	0.653715	0.633186	875.0

GSVT 0.684135 0.686279 0.682046 691.0
SB 0.744305 0.741740 0.746891 1553.0
SR 0.704640 0.696791 0.712710 907.0
macro avg 0.694087 0.694631 0.693708 4026.0
micro avg 0.703349 0.703349 0.703349 4026.0
weighted avg 0.703083 0.702964 0.703349 4026.0
The result of Model Number:Dataset Number:Featuregroup Number:Rescale of 86 : 1 : 4 :
0

f1-score precision recall support
AFIB 0.826662 0.820297 0.833189 875.0
GSVT 0.837394 0.841282 0.833725 691.0
SB 0.897385 0.892611 0.902229 1553.0
SR 0.870945 0.883190 0.859131 907.0
macro avg 0.858096 0.859345 0.857069 4026.0
micro avg 0.865757 0.865757 0.865757 4026.0
weighted avg 0.865761 0.865962 0.865757 4026.0
The result of Model Number:Dataset Number:Featuregroup Number:Rescale of 86 : 1 : 4 :
1

f1-score precision recall support
AFIB 0.828600 0.832371 0.824914 875.0
GSVT 0.832626 0.824327 0.841165 691.0
SB 0.877590 0.868027 0.887366 1553.0
SR 0.839320 0.859190 0.820351 907.0
macro avg 0.844534 0.845979 0.843449 4026.0
micro avg 0.850766 0.850766 0.850766 4026.0
weighted avg 0.850603 0.850786 0.850766 4026.0
The result of Model Number:Dataset Number:Featuregroup Number:Rescale of 86 : 1 : 5 :
0

f1-score precision recall support
AFIB 0.801399 0.835293 0.770415 204.0
GSVT 0.738030 0.739322 0.747813 300.0
SB 0.794558 0.756706 0.837167 892.0
SR 0.702428 0.759003 0.654972 681.0
macro avg 0.759104 0.772581 0.752592 2077.0
micro avg 0.757967 0.757967 0.757967 2077.0
weighted avg 0.756858 0.762667 0.757967 2077.0
The result of Model Number:Dataset Number:Featuregroup Number:Rescale of 86 : 1 : 5 :
1

f1-score precision recall support
AFIB 0.767844 0.757650 0.778375 875.0
GSVT 0.783429 0.790856 0.776174 691.0
SB 0.833680 0.831708 0.835666 1553.0
SR 0.811064 0.819592 0.802745 907.0
macro avg 0.799004 0.799951 0.798240 4026.0

micro avg 0.805587 0.805587 0.805587 4026.0
weighted avg 0.805651 0.805871 0.805587 4026.0
The result of Model Number:Dataset Number:Featuregroup Number:Rescale of 86 : 1 : 6 :
0

	f1-score	precision	recall	support
AFIB	0.686558	0.695649	0.677803	204.0
GSVT	0.707276	0.704723	0.709863	300.0
SB	0.716085	0.713857	0.718331	892.0
SR	0.708282	0.709647	0.706943	681.0
macro avg	0.704550	0.705969	0.703235	2077.0
micro avg	0.709393	0.709393	0.709393	2077.0
weighted avg	0.709354	0.709369	0.709393	2077.0

The result of Model Number:Dataset Number:Featuregroup Number:Rescale of 86 : 1 : 6 :
1

	f1-score	precision	recall	support
AFIB	0.746119	0.748307	0.744002	875.0
GSVT	0.758465	0.748723	0.768562	691.0
SB	0.802709	0.800758	0.804673	1553.0
SR	0.782383	0.791668	0.773322	907.0
macro avg	0.772419	0.772364	0.772640	4026.0
micro avg	0.778226	0.778226	0.778226	4026.0
weighted avg	0.778237	0.778380	0.778226	4026.0

The result of Model Number:Dataset Number:Featuregroup Number:Rescale of 86 : 1 : 7 :
0

	f1-score	precision	recall	support
AFIB	0.837794	0.830029	0.845753	875.0
GSVT	0.852840	0.857471	0.848272	691.0
SB	0.903632	0.901549	0.905726	1553.0
SR	0.882579	0.890723	0.874609	907.0
macro avg	0.869211	0.869943	0.868590	4026.0
micro avg	0.875820	0.875820	0.875820	4026.0
weighted avg	0.875862	0.876001	0.875820	4026.0

The result of Model Number:Dataset Number:Featuregroup Number:Rescale of 86 : 1 : 7 :
1

	f1-score	precision	recall	support
AFIB	0.883624	0.876820	0.890601	875.0
GSVT	0.895096	0.899252	0.891174	691.0
SB	0.959220	0.954118	0.964399	1553.0
SR	0.930959	0.944047	0.918330	907.0
macro avg	0.917225	0.918559	0.916126	4026.0
micro avg	0.925413	0.925413	0.925413	4026.0
weighted avg	0.925418	0.925633	0.925413	4026.0

The result of Model Number:Dataset Number:Featuregroup Number:Rescale of 86 : 1 : 8 :
0

f1-score precision recall support
AFIB 0.618542 0.628587 0.608847 875.0
GSVT 0.657838 0.659899 0.655829 691.0
SB 0.715694 0.713228 0.718182 1553.0
SR 0.677554 0.670007 0.685314 907.0
macro avg 0.667407 0.667930 0.667043 4026.0
micro avg 0.676313 0.676313 0.676313 4026.0
weighted avg 0.676057 0.675942 0.676313 4026.0
The result of Model Number:Dataset Number:Featuregroup Number:Rescale of 86 : 1 : 8 :
1

f1-score precision recall support
AFIB 0.703493 0.704445 0.702679 875.0
GSVT 0.714450 0.714083 0.714845 691.0
SB 0.746170 0.743500 0.748861 1553.0
SR 0.728301 0.732383 0.724311 907.0
macro avg 0.723104 0.723603 0.722674 4026.0
micro avg 0.727455 0.727455 0.727455 4026.0
weighted avg 0.727425 0.727458 0.727455 4026.0
The result of Model Number:Dataset Number:Featuregroup Number:Rescale of 86 : 1 : 9 :
0

f1-score precision recall support
AFIB 0.831981 0.820458 0.843867 875.0
GSVT 0.850434 0.857317 0.843666 691.0
SB 0.902726 0.900132 0.905340 1553.0
SR 0.880765 0.892229 0.869601 907.0
macro avg 0.866477 0.867534 0.865619 4026.0
micro avg 0.873343 0.873343 0.873343 4026.0
weighted avg 0.873428 0.873687 0.873343 4026.0
The result of Model Number:Dataset Number:Featuregroup Number:Rescale of 86 : 1 : 9 :
1

f1-score precision recall support
AFIB 0.671377 0.677418 0.665653 875.0
GSVT 0.685053 0.671162 0.699692 691.0
SB 0.726503 0.718421 0.734856 1553.0
SR 0.697674 0.718413 0.678263 907.0
macro avg 0.695152 0.696353 0.694616 4026.0
micro avg 0.701031 0.701031 0.701031 4026.0
weighted avg 0.700913 0.701396 0.701031 4026.0
The result of Model Number:Dataset Number:Featuregroup Number:Rescale of 86 : 1 :
10 : 0

f1-score precision recall support
AFIB 0.709746 0.694579 0.725631 875.0
GSVT 0.734987 0.746226 0.724147 691.0
SB 0.783495 0.783598 0.783394 1553.0

SR 0.763310 0.771215 0.755568 907.0
macro avg 0.747884 0.748905 0.747185 4026.0
micro avg 0.754403 0.754403 0.754403 4026.0
weighted avg 0.754593 0.755047 0.754403 4026.0
The result of Model Number:Dataset Number:Featuregroup Number:Rescale of 86 : 1 :
10 : 1

f1-score precision recall support
AFIB 0.824655 0.828446 0.820940 875.0
GSVT 0.790378 0.795140 0.785699 691.0
SB 0.847809 0.810018 0.889341 1553.0
SR 0.725063 0.789325 0.670622 907.0
macro avg 0.796976 0.805732 0.791650 4026.0
micro avg 0.807412 0.807412 0.807412 4026.0
weighted avg 0.805267 0.806808 0.807412 4026.0

The result of Model Number:Dataset Number:Featuregroup Number:Rescale of 87 : 0 : 0 :
0

f1-score precision recall support
AFIB 0.679195 0.716141 0.646047 204.0
GSVT 0.713029 0.702245 0.724178 300.0
SB 0.729973 0.725225 0.734796 892.0
SR 0.720967 0.721617 0.720336 681.0
macro avg 0.710791 0.716307 0.706339 2077.0
micro avg 0.719804 0.719804 0.719804 2077.0
weighted avg 0.719586 0.719830 0.719804 2077.0

The result of Model Number:Dataset Number:Featuregroup Number:Rescale of 87 : 0 : 0 :
1

f1-score precision recall support
AFIB 0.845108 0.883270 0.810383 204.0
GSVT 0.874502 0.864681 0.884708 300.0
SB 0.841238 0.804562 0.900137 892.0
SR 0.700867 0.706843 0.695110 681.0
macro avg 0.815429 0.814839 0.822585 2077.0
micro avg 0.821870 0.821870 0.821870 2077.0
weighted avg 0.800399 0.788936 0.821870 2077.0

The result of Model Number:Dataset Number:Featuregroup Number:Rescale of 87 : 0 : 1 :
0

f1-score precision recall support
AFIB 0.637830 0.622965 0.653526 875.0
GSVT 0.612294 0.619025 0.605750 691.0
SB 0.644342 0.602734 0.692135 1553.0
SR 0.515695 0.619250 0.442088 907.0
macro avg 0.602541 0.615994 0.598375 4026.0
micro avg 0.612585 0.612585 0.612585 4026.0
weighted avg 0.608444 0.613648 0.612585 4026.0

The result of Model Number:Dataset Number:Featuregroup Number:Rescale of 87 : 0 : 1 : 1

	f1-score	precision	recall	support
AFIB	0.691599	0.709410	0.674688	204.0
GSVT	0.634663	0.606411	0.716216	300.0
SB	0.728141	0.726438	0.729855	892.0
SR	0.577648	0.577757	0.577547	681.0
macro avg	0.658013	0.655004	0.674577	2077.0
micro avg	0.672528	0.672528	0.672528	2077.0
weighted avg	0.661707	0.658680	0.672528	2077.0

The result of Model Number:Dataset Number:Featuregroup Number:Rescale of 87 : 0 : 2 : 0

	f1-score	precision	recall	support
AFIB	0.808753	0.812604	0.804974	875.0
GSVT	0.818744	0.803864	0.834268	691.0
SB	0.866293	0.862975	0.869638	1553.0
SR	0.840687	0.855077	0.826787	907.0
macro avg	0.833619	0.833630	0.833917	4026.0
micro avg	0.839860	0.839860	0.839860	4026.0
weighted avg	0.839857	0.840103	0.839860	4026.0

The result of Model Number:Dataset Number:Featuregroup Number:Rescale of 87 : 0 : 2 : 1

	f1-score	precision	recall	support
AFIB	0.721715	0.701697	0.745179	875.0
GSVT	0.731136	0.761933	0.707231	691.0
SB	0.803179	0.802773	0.803595	1553.0
SR	0.783029	0.787929	0.778195	907.0
macro avg	0.759765	0.763583	0.758550	4026.0
micro avg	0.768638	0.768638	0.768638	4026.0
weighted avg	0.768569	0.770452	0.768638	4026.0

The result of Model Number:Dataset Number:Featuregroup Number:Rescale of 87 : 0 : 3 : 0

	f1-score	precision	recall	support
AFIB	0.582930	0.579260	0.656631	204.0
GSVT	0.710602	0.706947	0.714414	300.0
SB	0.730835	0.727358	0.734354	892.0
SR	0.573258	0.575146	0.571727	681.0
macro avg	0.649406	0.647178	0.669282	2077.0
micro avg	0.670518	0.670518	0.670518	2077.0
weighted avg	0.661720	0.659957	0.670518	2077.0

The result of Model Number:Dataset Number:Featuregroup Number:Rescale of 87 : 0 : 3 : 1

	f1-score	precision	recall	support
AFIB	0.812077	0.803104	0.821269	875.0

GSVT 0.826708 0.831799 0.821694 691.0
SB 0.879873 0.878408 0.881346 1553.0
SR 0.858448 0.866475 0.850590 907.0
macro avg 0.844277 0.844947 0.843725 4026.0
micro avg 0.851122 0.851122 0.851122 4026.0
weighted avg 0.851187 0.851354 0.851122 4026.0
The result of Model Number:Dataset Number:Featuregroup Number:Rescale of 87 : 0 : 4 :
0

f1-score precision recall support

AFIB 0.664383 0.659301 0.669631 875.0
GSVT 0.679669 0.683386 0.676033 691.0
SB 0.719715 0.719211 0.720225 1553.0
SR 0.700598 0.703997 0.697269 907.0
macro avg 0.691091 0.691474 0.690790 4026.0
micro avg 0.696473 0.696473 0.696473 4026.0
weighted avg 0.696509 0.696614 0.696473 4026.0
The result of Model Number:Dataset Number:Featuregroup Number:Rescale of 87 : 0 : 4 :
1

f1-score precision recall support

AFIB 0.660666 0.655612 0.665885 875.0
GSVT 0.675867 0.679563 0.672251 691.0
SB 0.715688 0.715187 0.716195 1553.0
SR 0.696678 0.700058 0.693368 907.0
macro avg 0.687225 0.687605 0.686925 4026.0
micro avg 0.692576 0.692576 0.692576 4026.0
weighted avg 0.692612 0.692716 0.692576 4026.0
The result of Model Number:Dataset Number:Featuregroup Number:Rescale of 87 : 0 : 5 :
0

f1-score precision recall support

AFIB 0.867675 0.857175 0.878475 875.0
GSVT 0.879420 0.888437 0.870653 691.0
SB 0.934034 0.930994 0.937100 1553.0
SR 0.913604 0.922991 0.904437 907.0
macro avg 0.898683 0.899899 0.897666 4026.0
micro avg 0.905596 0.905596 0.905596 4026.0
weighted avg 0.905636 0.905843 0.905596 4026.0
The result of Model Number:Dataset Number:Featuregroup Number:Rescale of 87 : 0 : 5 :
1

f1-score precision recall support

AFIB 0.775605 0.769435 0.781948 875.0
GSVT 0.744852 0.730690 0.759636 691.0
SB 0.781749 0.721623 0.852820 1553.0
SR 0.598603 0.765401 0.491606 907.0
macro avg 0.725202 0.746787 0.721502 4026.0

micro avg 0.740047 0.740047 0.740047 4026.0
weighted avg 0.732821 0.743433 0.740047 4026.0
The result of Model Number:Dataset Number:Featuregroup Number:Rescale of 87 : 0 : 6 :
0

	f1-score	precision	recall	support
AFIB	0.768682	0.759447	0.778172	875.0
GSVT	0.783466	0.789809	0.777229	691.0
SB	0.835114	0.831918	0.838339	1553.0
SR	0.815533	0.825961	0.805376	907.0
macro avg	0.800699	0.801784	0.799779	4026.0
micro avg	0.807348	0.807348	0.807348	4026.0
weighted avg	0.807400	0.807598	0.807348	4026.0

The result of Model Number:Dataset Number:Featuregroup Number:Rescale of 87 : 0 : 6 :
1

	f1-score	precision	recall	support
AFIB	0.644637	0.636422	0.653089	875.0
GSVT	0.615511	0.619747	0.611349	691.0
SB	0.651716	0.614055	0.694312	1553.0
SR	0.531497	0.614927	0.468031	907.0
macro avg	0.610840	0.621288	0.606695	4026.0
micro avg	0.620135	0.620135	0.620135	4026.0
weighted avg	0.616880	0.620090	0.620135	4026.0

The result of Model Number:Dataset Number:Featuregroup Number:Rescale of 87 : 0 : 7 :
0

	f1-score	precision	recall	support
AFIB	0.794997	0.811014	0.780110	204.0
GSVT	0.820506	0.813917	0.827362	300.0
SB	0.838269	0.837425	0.839115	892.0
SR	0.830628	0.830151	0.831115	681.0
macro avg	0.821100	0.823127	0.819426	2077.0
micro avg	0.828999	0.828999	0.828999	2077.0
weighted avg	0.828948	0.829051	0.828999	2077.0

The result of Model Number:Dataset Number:Featuregroup Number:Rescale of 87 : 0 : 7 :
1

	f1-score	precision	recall	support
AFIB	0.714937	0.724486	0.705837	204.0
GSVT	0.727567	0.723134	0.732165	300.0
SB	0.745105	0.744444	0.745772	892.0
SR	0.739599	0.739711	0.739492	681.0
macro avg	0.731802	0.732944	0.730816	2077.0
micro avg	0.737825	0.737825	0.737825	2077.0
weighted avg	0.737803	0.737854	0.737825	2077.0

The result of Model Number:Dataset Number:Featuregroup Number:Rescale of 87 : 0 : 8 :
0

f1-score precision recall support
AFIB 0.700037 0.758476 0.651354 204.0
GSVT 0.750871 0.741429 0.760862 300.0
SB 0.770039 0.759251 0.781228 892.0
SR 0.749034 0.752543 0.745923 681.0
macro avg 0.742495 0.752925 0.734842 2077.0
micro avg 0.753955 0.753955 0.753955 2077.0
weighted avg 0.753508 0.754401 0.753955 2077.0
The result of Model Number:Dataset Number:Featuregroup Number:Rescale of 87 : 0 : 8 :
1

f1-score precision recall support
AFIB 0.784303 0.775153 0.795718 875.0
GSVT 0.807001 0.797219 0.817675 691.0
SB 0.819165 0.787544 0.865545 1553.0
SR 0.650459 0.684770 0.619461 907.0
macro avg 0.765232 0.761172 0.774600 4026.0
micro avg 0.786714 0.786714 0.786714 4026.0
weighted avg 0.771493 0.763358 0.786714 4026.0
The result of Model Number:Dataset Number:Featuregroup Number:Rescale of 87 : 0 : 9 :
0

f1-score precision recall support
AFIB 0.775987 0.785515 0.766808 204.0
GSVT 0.791617 0.788236 0.795046 300.0
SB 0.801199 0.798794 0.803622 892.0
SR 0.794456 0.796346 0.792599 681.0
macro avg 0.790815 0.792223 0.789519 2077.0
micro avg 0.795154 0.795154 0.795154 2077.0
weighted avg 0.795128 0.795162 0.795154 2077.0
The result of Model Number:Dataset Number:Featuregroup Number:Rescale of 87 : 0 : 9 :
1

f1-score precision recall support
AFIB 0.650337 0.653327 0.647407 875.0
GSVT 0.623306 0.627061 0.619616 691.0
SB 0.668597 0.638795 0.701350 1553.0
SR 0.571797 0.622475 0.528864 907.0
macro avg 0.628509 0.635414 0.624309 4026.0
micro avg 0.636739 0.636739 0.636739 4026.0
weighted avg 0.635047 0.636263 0.636739 4026.0
The result of Model Number:Dataset Number:Featuregroup Number:Rescale of 87 : 0 :
10 : 0

f1-score precision recall support
AFIB 0.807637 0.795566 0.820111 875.0
GSVT 0.823122 0.830162 0.816214 691.0
SB 0.879487 0.876459 0.882542 1553.0

SR 0.853745 0.866479 0.841410 907.0
macro avg 0.840998 0.842166 0.840069 4026.0
micro avg 0.848323 0.848323 0.848323 4026.0
weighted avg 0.848398 0.848683 0.848323 4026.0
The result of Model Number:Dataset Number:Featuregroup Number:Rescale of 87 : 0 :
10 : 1

f1-score precision recall support
AFIB 0.740093 0.728485 0.752156 875.0
GSVT 0.713128 0.733572 0.693875 691.0
SB 0.749379 0.711392 0.791694 1553.0
SR 0.608866 0.677544 0.552925 907.0
macro avg 0.702866 0.712749 0.697663 4026.0
micro avg 0.712521 0.712521 0.712521 4026.0
weighted avg 0.709483 0.711289 0.712521 4026.0
The result of Model Number:Dataset Number:Featuregroup Number:Rescale of 87 : 1 : 0 :
0

f1-score precision recall support
AFIB 0.766251 0.845012 0.701391 204.0
GSVT 0.911817 0.899494 0.924572 300.0
SB 0.971020 0.967137 0.974938 892.0
SR 0.944665 0.931895 0.957830 681.0
macro avg 0.898438 0.910885 0.889683 2077.0
micro avg 0.935187 0.935187 0.935187 2077.0
weighted avg 0.933715 0.933817 0.935187 2077.0
The result of Model Number:Dataset Number:Featuregroup Number:Rescale of 87 : 1 : 0 :
1

f1-score precision recall support
AFIB 0.891630 0.909832 0.874537 204.0
GSVT 0.924007 0.915979 0.932345 300.0
SB 0.941772 0.940091 0.943461 892.0
SR 0.933006 0.933562 0.932456 681.0
macro avg 0.922604 0.924866 0.920700 2077.0
micro avg 0.931478 0.931478 0.931478 2077.0
weighted avg 0.931407 0.931495 0.931478 2077.0
The result of Model Number:Dataset Number:Featuregroup Number:Rescale of 87 : 1 : 1 :
0

f1-score precision recall support
AFIB 0.880421 0.879005 0.882202 875.0
GSVT 0.900949 0.896252 0.905747 691.0
SB 0.941989 0.934008 0.950114 1553.0
SR 0.906029 0.926172 0.887050 907.0
macro avg 0.907347 0.908859 0.906278 4026.0
micro avg 0.913532 0.913532 0.913532 4026.0
weighted avg 0.913463 0.913808 0.913532 4026.0

The result of Model Number:Dataset Number:Featuregroup Number:Rescale of 87 : 1 : 1 : 1

	f1-score	precision	recall	support
AFIB	0.731145	0.729727	0.732663	875.0
GSVT	0.744874	0.731841	0.758451	691.0
SB	0.797971	0.786649	0.809632	1553.0
SR	0.755889	0.789585	0.724983	907.0
macro avg	0.757470	0.759451	0.756432	4026.0
micro avg	0.765049	0.765049	0.765049	4026.0
weighted avg	0.764853	0.765532	0.765049	4026.0

The result of Model Number:Dataset Number:Featuregroup Number:Rescale of 87 : 1 : 2 : 0

	f1-score	precision	recall	support
AFIB	0.884938	0.886135	0.883913	875.0
GSVT	0.898721	0.898259	0.899217	691.0
SB	0.938621	0.935262	0.942007	1553.0
SR	0.916144	0.921279	0.911125	907.0
macro avg	0.909606	0.910234	0.909065	4026.0
micro avg	0.915079	0.915079	0.915079	4026.0
weighted avg	0.915042	0.915084	0.915079	4026.0

The result of Model Number:Dataset Number:Featuregroup Number:Rescale of 87 : 1 : 2 : 1

	f1-score	precision	recall	support
AFIB	0.835259	0.836755	0.833795	875.0
GSVT	0.799816	0.804018	0.795681	691.0
SB	0.846012	0.799473	0.898311	1553.0
SR	0.702616	0.790846	0.632159	907.0
macro avg	0.795926	0.807773	0.789986	4026.0
micro avg	0.806714	0.806714	0.806714	4026.0
weighted avg	0.803441	0.806412	0.806714	4026.0

The result of Model Number:Dataset Number:Featuregroup Number:Rescale of 87 : 1 : 3 : 0

	f1-score	precision	recall	support
AFIB	0.825951	0.863248	0.792013	204.0
GSVT	0.854679	0.845080	0.864653	300.0
SB	0.822169	0.786324	0.879733	892.0
SR	0.684980	0.690820	0.679353	681.0
macro avg	0.796945	0.796368	0.803938	2077.0
micro avg	0.803239	0.803239	0.803239	2077.0
weighted avg	0.782255	0.771052	0.803239	2077.0

The result of Model Number:Dataset Number:Featuregroup Number:Rescale of 87 : 1 : 3 : 1

	f1-score	precision	recall	support
AFIB	0.716614	0.708005	0.725462	875.0

GSVT 0.730397 0.736311 0.724582 691.0
SB 0.778547 0.775567 0.781553 1553.0
SR 0.760292 0.770014 0.750823 907.0
macro avg 0.746463 0.747474 0.745605 4026.0
micro avg 0.752661 0.752661 0.752661 4026.0
weighted avg 0.752710 0.752894 0.752661 4026.0
The result of Model Number:Dataset Number:Featuregroup Number:Rescale of 87 : 1 : 4 :
0

f1-score precision recall support
AFIB 0.562803 0.624596 0.512271 204.0
GSVT 0.657148 0.648933 0.665703 300.0
SB 0.699173 0.695606 0.702779 892.0
SR 0.682795 0.673249 0.692618 681.0
macro avg 0.650480 0.660596 0.643343 2077.0
micro avg 0.675381 0.675381 0.675381 2077.0
weighted avg 0.674339 0.674559 0.675381 2077.0
The result of Model Number:Dataset Number:Featuregroup Number:Rescale of 87 : 1 : 4 :
1

f1-score precision recall support
AFIB 0.647708 0.656630 0.639310 875.0
GSVT 0.661848 0.659107 0.664791 691.0
SB 0.704971 0.695728 0.714493 1553.0
SR 0.682838 0.693036 0.673240 907.0
macro avg 0.674341 0.676125 0.672958 4026.0
micro avg 0.680329 0.680329 0.680329 4026.0
weighted avg 0.680138 0.680339 0.680329 4026.0
The result of Model Number:Dataset Number:Featuregroup Number:Rescale of 87 : 1 : 5 :
0

f1-score precision recall support
AFIB 0.819283 0.806947 0.838823 875.0
GSVT 0.782267 0.779990 0.788940 691.0
SB 0.835361 0.778423 0.908232 1553.0
SR 0.618804 0.827157 0.512753 907.0
macro avg 0.763929 0.798129 0.762187 4026.0
micro avg 0.783577 0.783577 0.783577 4026.0
weighted avg 0.773967 0.795870 0.783577 4026.0
The result of Model Number:Dataset Number:Featuregroup Number:Rescale of 87 : 1 : 5 :
1

f1-score precision recall support
AFIB 0.888066 0.894454 0.881770 875.0
GSVT 0.886651 0.881342 0.892038 691.0
SB 0.935287 0.924924 0.945887 1553.0
SR 0.897480 0.913492 0.882049 907.0
macro avg 0.901871 0.903553 0.900436 4026.0

micro avg 0.908328 0.908328 0.908328 4026.0
weighted avg 0.908159 0.908246 0.908328 4026.0
The result of Model Number:Dataset Number:Featuregroup Number:Rescale of 87 : 1 : 6 :
0

f1-score precision recall support
AFIB 0.740790 0.756176 0.726189 875.0
GSVT 0.722418 0.697327 0.781388 691.0
SB 0.851482 0.847643 0.855371 1553.0
SR 0.647337 0.636886 0.658196 907.0
macro avg 0.740507 0.734508 0.755286 4026.0
micro avg 0.770176 0.770176 0.770176 4026.0
weighted avg 0.759282 0.754484 0.770176 4026.0

The result of Model Number:Dataset Number:Featuregroup Number:Rescale of 87 : 1 : 6 :
1

f1-score precision recall support
AFIB 0.654255 0.657687 0.650897 875.0
GSVT 0.667935 0.666735 0.669187 691.0
SB 0.725263 0.719701 0.730913 1553.0
SR 0.699675 0.706678 0.692814 907.0
macro avg 0.686782 0.687700 0.685953 4026.0
micro avg 0.694345 0.694345 0.694345 4026.0
weighted avg 0.694226 0.694198 0.694345 4026.0

The result of Model Number:Dataset Number:Featuregroup Number:Rescale of 87 : 1 : 7 :
0

f1-score precision recall support
AFIB 0.787779 0.790088 0.785543 875.0
GSVT 0.800814 0.790528 0.811474 691.0
SB 0.847529 0.845469 0.849602 1553.0
SR 0.826068 0.835871 0.816500 907.0
macro avg 0.815547 0.815489 0.815780 4026.0
micro avg 0.821678 0.821678 0.821678 4026.0
weighted avg 0.821690 0.821841 0.821678 4026.0

The result of Model Number:Dataset Number:Featuregroup Number:Rescale of 87 : 1 : 7 :
1

f1-score precision recall support
AFIB 0.824300 0.816359 0.832525 875.0
GSVT 0.845897 0.848317 0.843579 691.0
SB 0.899334 0.897266 0.901418 1553.0
SR 0.874036 0.884320 0.864007 907.0
macro avg 0.860892 0.861566 0.860382 4026.0
micro avg 0.868090 0.868090 0.868090 4026.0
weighted avg 0.868155 0.868364 0.868090 4026.0

The result of Model Number:Dataset Number:Featuregroup Number:Rescale of 87 : 1 : 8 :
0

f1-score precision recall support
AFIB 0.809178 0.824195 0.794899 204.0
GSVT 0.826970 0.822634 0.831369 300.0
SB 0.840173 0.837186 0.843186 892.0
SR 0.831523 0.833022 0.830066 681.0
macro avg 0.826961 0.829259 0.824880 2077.0
micro avg 0.832435 0.832435 0.832435 2077.0
weighted avg 0.832386 0.832443 0.832435 2077.0
The result of Model Number:Dataset Number:Featuregroup Number:Rescale of 87 : 1 : 8 :
1

f1-score precision recall support
AFIB 0.794213 0.798149 0.790401 875.0
GSVT 0.802121 0.803276 0.801090 691.0
SB 0.844340 0.840423 0.848304 1553.0
SR 0.828797 0.830873 0.826778 907.0
macro avg 0.817368 0.818180 0.816643 4026.0
micro avg 0.822766 0.822766 0.822766 4026.0
weighted avg 0.822698 0.822708 0.822766 4026.0
The result of Model Number:Dataset Number:Featuregroup Number:Rescale of 87 : 1 : 9 :
0

f1-score precision recall support
AFIB 0.646922 0.642045 0.734248 204.0
GSVT 0.784265 0.779622 0.788972 300.0
SB 0.641420 0.640081 0.642767 892.0
SR 0.793286 0.792016 0.794569 681.0
macro avg 0.716473 0.713441 0.740139 2077.0
micro avg 0.722643 0.722643 0.722643 2077.0
weighted avg 0.712386 0.710245 0.722643 2077.0
The result of Model Number:Dataset Number:Featuregroup Number:Rescale of 87 : 1 : 9 :
1

f1-score precision recall support
AFIB 0.780583 0.779320 0.781919 875.0
GSVT 0.787735 0.790868 0.784667 691.0
SB 0.827259 0.824252 0.830294 1553.0
SR 0.813728 0.817844 0.809698 907.0
macro avg 0.802326 0.803071 0.801644 4026.0
micro avg 0.807309 0.807309 0.807309 4026.0
weighted avg 0.807282 0.807313 0.807309 4026.0
The result of Model Number:Dataset Number:Featuregroup Number:Rescale of 87 : 1 :
10 : 0

f1-score precision recall support
AFIB 0.664446 0.668923 0.660128 875.0
GSVT 0.676304 0.666911 0.686091 691.0
SB 0.720676 0.715741 0.725686 1553.0

SR 0.691471 0.703415 0.679963 907.0
macro avg 0.688224 0.688747 0.687967 4026.0
micro avg 0.694341 0.694341 0.694341 4026.0
weighted avg 0.694260 0.694408 0.694341 4026.0
The result of Model Number:Dataset Number:Featuregroup Number:Rescale of 87 : 1 :
10 : 1

f1-score precision recall support
AFIB 0.676350 0.694057 0.659833 204.0
GSVT 0.636399 0.654895 0.619265 300.0
SB 0.671537 0.647893 0.696983 892.0
SR 0.608666 0.628488 0.590178 681.0
macro avg 0.648238 0.656333 0.641565 2077.0
micro avg 0.647090 0.647090 0.647090 2077.0
weighted avg 0.646320 0.647076 0.647090 2077.0

The result of Model Number:Dataset Number:Featuregroup Number:Rescale of 88 : 0 : 0 :
0

f1-score precision recall support
AFIB 0.897958 0.937867 0.861432 204.0
GSVT 0.935378 0.928035 0.942859 300.0
SB 0.949666 0.942340 0.957116 892.0
SR 0.939160 0.940711 0.937647 681.0
macro avg 0.930541 0.937238 0.924763 2077.0
micro avg 0.939275 0.939275 0.939275 2077.0
weighted avg 0.939079 0.939301 0.939275 2077.0

The result of Model Number:Dataset Number:Featuregroup Number:Rescale of 88 : 0 : 0 :
1

f1-score precision recall support
AFIB 0.866773 0.881822 0.852339 204.0
GSVT 0.883853 0.881238 0.886503 300.0
SB 0.894276 0.891094 0.897483 892.0
SR 0.887005 0.887931 0.886101 681.0
macro avg 0.882977 0.885521 0.880606 2077.0
micro avg 0.887731 0.887731 0.887731 2077.0
weighted avg 0.887685 0.887723 0.887731 2077.0

The result of Model Number:Dataset Number:Featuregroup Number:Rescale of 88 : 0 : 1 :
0

f1-score precision recall support
AFIB 0.795113 0.789739 0.800668 875.0
GSVT 0.814511 0.814835 0.814292 691.0
SB 0.865252 0.863044 0.867481 1553.0
SR 0.841692 0.851096 0.832505 907.0
macro avg 0.829142 0.829679 0.828736 4026.0
micro avg 0.835951 0.835951 0.835951 4026.0
weighted avg 0.835992 0.836146 0.835951 4026.0

The result of Model Number:Dataset Number:Featuregroup Number:Rescale of 88 : 0 : 1 : 1

	f1-score	precision	recall	support
AFIB	0.633259	0.619727	0.647432	875.0
GSVT	0.655780	0.665808	0.646108	691.0
SB	0.699060	0.699152	0.698970	1553.0
SR	0.681050	0.688103	0.674143	907.0
macro avg	0.667287	0.668197	0.666663	4026.0
micro avg	0.673103	0.673103	0.673103	4026.0
weighted avg	0.673273	0.673678	0.673103	4026.0

The result of Model Number:Dataset Number:Featuregroup Number:Rescale of 88 : 0 : 2 : 0

	f1-score	precision	recall	support
AFIB	0.708194	0.687027	0.755119	875.0
GSVT	0.606463	0.593182	0.620577	691.0
SB	0.804401	0.797847	0.811277	1553.0
SR	0.754644	0.786327	0.726831	907.0
macro avg	0.718425	0.716096	0.728451	4026.0
micro avg	0.747317	0.747317	0.747317	4026.0
weighted avg	0.738309	0.736039	0.747317	4026.0

The result of Model Number:Dataset Number:Featuregroup Number:Rescale of 88 : 0 : 2 : 1

	f1-score	precision	recall	support
AFIB	0.839665	0.830387	0.849169	875.0
GSVT	0.854793	0.860057	0.849609	691.0
SB	0.909764	0.908250	0.911287	1553.0
SR	0.887611	0.895911	0.879487	907.0
macro avg	0.872958	0.873651	0.872388	4026.0
micro avg	0.880036	0.880036	0.880036	4026.0
weighted avg	0.880103	0.880276	0.880036	4026.0

The result of Model Number:Dataset Number:Featuregroup Number:Rescale of 88 : 0 : 3 : 0

	f1-score	precision	recall	support
AFIB	0.855886	0.837597	0.875042	875.0
GSVT	0.886325	0.899878	0.873253	691.0
SB	0.944820	0.944945	0.944699	1553.0
SR	0.920480	0.930012	0.911144	907.0
macro avg	0.901878	0.903108	0.901035	4026.0
micro avg	0.909738	0.909738	0.909738	4026.0
weighted avg	0.909968	0.910515	0.909738	4026.0

The result of Model Number:Dataset Number:Featuregroup Number:Rescale of 88 : 0 : 3 : 1

	f1-score	precision	recall	support
AFIB	0.883646	0.883205	0.884127	875.0

GSVT 0.894638 0.900624 0.888803 691.0
SB 0.948439 0.946260 0.950634 1553.0
SR 0.920969 0.920750 0.921346 907.0
macro avg 0.911923 0.912710 0.911227 4026.0
micro avg 0.918969 0.918969 0.918969 4026.0
weighted avg 0.918934 0.918976 0.918969 4026.0
The result of Model Number:Dataset Number:Featuregroup Number:Rescale of 88 : 0 : 4 :
0

f1-score precision recall support
AFIB 0.771900 0.795761 0.750102 204.0
GSVT 0.720559 0.736224 0.706079 300.0
SB 0.760008 0.726277 0.797062 892.0
SR 0.684304 0.719467 0.652514 681.0
macro avg 0.734193 0.744432 0.726439 2077.0
micro avg 0.731914 0.731914 0.731914 2077.0
weighted avg 0.730656 0.732306 0.731914 2077.0
The result of Model Number:Dataset Number:Featuregroup Number:Rescale of 88 : 0 : 4 :
1

f1-score precision recall support
AFIB 0.830030 0.819355 0.841046 875.0
GSVT 0.846927 0.853938 0.840064 691.0
SB 0.905535 0.901504 0.909612 1553.0
SR 0.879765 0.892777 0.867149 907.0
macro avg 0.865564 0.866894 0.864468 4026.0
micro avg 0.873207 0.873207 0.873207 4026.0
weighted avg 0.873260 0.873520 0.873207 4026.0
The result of Model Number:Dataset Number:Featuregroup Number:Rescale of 88 : 0 : 5 :
0

f1-score precision recall support
AFIB 0.859099 0.917758 0.807855 204.0
GSVT 0.908154 0.889647 0.927525 300.0
SB 0.930679 0.922520 0.939018 892.0
SR 0.907722 0.910745 0.904800 681.0
macro avg 0.901414 0.910168 0.894800 2077.0
micro avg 0.913256 0.913256 0.913256 2077.0
weighted avg 0.912868 0.913443 0.913256 2077.0
The result of Model Number:Dataset Number:Featuregroup Number:Rescale of 88 : 0 : 5 :
1

f1-score precision recall support
AFIB 0.757825 0.774472 0.742163 204.0
GSVT 0.782248 0.775926 0.788782 300.0
SB 0.798643 0.797660 0.799628 892.0
SR 0.791900 0.791212 0.792595 681.0
macro avg 0.782654 0.784817 0.780792 2077.0

micro avg 0.790111 0.790111 0.790111 2077.0
weighted avg 0.790055 0.790129 0.790111 2077.0
The result of Model Number:Dataset Number:Featuregroup Number:Rescale of 88 : 0 : 6 :
0

	f1-score	precision	recall	support
AFIB	0.714157	0.715437	0.712905	875.0
GSVT	0.683854	0.687446	0.680318	691.0
SB	0.723351	0.683560	0.768068	1553.0
SR	0.600746	0.676184	0.540504	907.0
macro avg	0.680527	0.690657	0.675449	4026.0
micro avg	0.689751	0.689751	0.689751	4026.0
weighted avg	0.686953	0.689493	0.689751	4026.0

The result of Model Number:Dataset Number:Featuregroup Number:Rescale of 88 : 0 : 6 :
1

	f1-score	precision	recall	support
AFIB	0.858046	0.848035	0.870533	875.0
GSVT	0.882877	0.872175	0.894555	691.0
SB	0.896185	0.861591	0.946926	1553.0
SR	0.711617	0.749154	0.677705	907.0
macro avg	0.837181	0.832739	0.847430	4026.0
micro avg	0.860683	0.860683	0.860683	4026.0
weighted avg	0.844031	0.835131	0.860683	4026.0

The result of Model Number:Dataset Number:Featuregroup Number:Rescale of 88 : 0 : 7 :
0

	f1-score	precision	recall	support
AFIB	0.881023	0.879218	0.883474	875.0
GSVT	0.893041	0.883667	0.902777	691.0
SB	0.941858	0.929141	0.955113	1553.0
SR	0.896028	0.930198	0.864483	907.0
macro avg	0.902987	0.905556	0.901462	4026.0
micro avg	0.910143	0.910143	0.910143	4026.0
weighted avg	0.909933	0.910724	0.910143	4026.0

The result of Model Number:Dataset Number:Featuregroup Number:Rescale of 88 : 0 : 7 :
1

	f1-score	precision	recall	support
AFIB	0.883514	0.883672	0.883395	875.0
GSVT	0.892862	0.895878	0.889922	691.0
SB	0.937905	0.934671	0.941166	1553.0
SR	0.920095	0.923198	0.917046	907.0
macro avg	0.908594	0.909355	0.907882	4026.0
micro avg	0.914381	0.914381	0.914381	4026.0
weighted avg	0.914341	0.914344	0.914381	4026.0

The result of Model Number:Dataset Number:Featuregroup Number:Rescale of 88 : 0 : 8 :
0

f1-score precision recall support
AFIB 0.750929 0.749714 0.752215 875.0
GSVT 0.757810 0.760824 0.754859 691.0
SB 0.795833 0.792940 0.798752 1553.0
SR 0.782815 0.786775 0.778938 907.0
macro avg 0.771847 0.772563 0.771191 4026.0
micro avg 0.776641 0.776641 0.776641 4026.0
weighted avg 0.776615 0.776644 0.776641 4026.0
The result of Model Number:Dataset Number:Featuregroup Number:Rescale of 88 : 0 : 8 :
1

f1-score precision recall support
AFIB 0.845594 0.871638 0.821231 204.0
GSVT 0.867166 0.856551 0.878143 300.0
SB 0.890720 0.885428 0.896106 892.0
SR 0.875706 0.880025 0.871463 681.0
macro avg 0.869797 0.873411 0.866736 2077.0
micro avg 0.878078 0.878078 0.878078 2077.0
weighted avg 0.877963 0.878131 0.878078 2077.0
The result of Model Number:Dataset Number:Featuregroup Number:Rescale of 88 : 0 : 9 :
0

f1-score precision recall support
AFIB 0.812804 0.820214 0.805633 204.0
GSVT 0.834015 0.831284 0.836790 300.0
SB 0.849262 0.848695 0.849832 892.0
SR 0.841792 0.841551 0.842047 681.0
macro avg 0.834468 0.835436 0.833575 2077.0
micro avg 0.841054 0.841054 0.841054 2077.0
weighted avg 0.841030 0.841041 0.841054 2077.0
The result of Model Number:Dataset Number:Featuregroup Number:Rescale of 88 : 0 : 9 :
1

f1-score precision recall support
AFIB 0.682840 0.681516 0.684257 875.0
GSVT 0.695662 0.683490 0.708342 691.0
SB 0.745250 0.734677 0.756141 1553.0
SR 0.705949 0.737419 0.677085 907.0
macro avg 0.707425 0.709275 0.706456 4026.0
micro avg 0.714504 0.714504 0.714504 4026.0
weighted avg 0.714321 0.714955 0.714504 4026.0
The result of Model Number:Dataset Number:Featuregroup Number:Rescale of 88 : 0 :
10 : 0

f1-score precision recall support
AFIB 0.778948 0.778016 0.780014 875.0
GSVT 0.794132 0.796864 0.791501 691.0
SB 0.841104 0.835923 0.846357 1553.0

SR 0.823988 0.832035 0.816185 907.0
macro avg 0.809543 0.810709 0.808514 4026.0
micro avg 0.815726 0.815726 0.815726 4026.0
weighted avg 0.815677 0.815758 0.815726 4026.0
The result of Model Number:Dataset Number:Featuregroup Number:Rescale of 88 : 0 :
10 : 1

f1-score precision recall support
AFIB 0.797148 0.829323 0.767440 204.0
GSVT 0.826812 0.813381 0.840837 300.0
SB 0.848202 0.841383 0.855143 892.0
SR 0.825382 0.831326 0.819567 681.0
macro avg 0.824386 0.828853 0.820747 2077.0
micro avg 0.832798 0.832798 0.832798 2077.0
weighted avg 0.832616 0.832856 0.832798 2077.0

The result of Model Number:Dataset Number:Featuregroup Number:Rescale of 88 : 1 : 0 :
0

f1-score precision recall support
AFIB 0.689261 0.723699 0.658298 204.0
GSVT 0.710041 0.696882 0.723953 300.0
SB 0.726290 0.718969 0.733777 892.0
SR 0.706147 0.712455 0.700015 681.0
macro avg 0.707935 0.713001 0.704011 2077.0
micro avg 0.713875 0.713875 0.713875 2077.0
weighted avg 0.713702 0.714108 0.713875 2077.0

The result of Model Number:Dataset Number:Featuregroup Number:Rescale of 88 : 1 : 0 :
1

f1-score precision recall support
AFIB 0.893936 0.895145 0.892901 875.0
GSVT 0.907860 0.907393 0.908361 691.0
SB 0.948165 0.944773 0.951586 1553.0
SR 0.925460 0.930647 0.920390 907.0
macro avg 0.918855 0.919490 0.918309 4026.0
micro avg 0.924384 0.924384 0.924384 4026.0
weighted avg 0.924346 0.924389 0.924384 4026.0

The result of Model Number:Dataset Number:Featuregroup Number:Rescale of 88 : 1 : 1 :
0

f1-score precision recall support
AFIB 0.842972 0.928588 0.772620 204.0
GSVT 0.778480 0.832312 0.731552 300.0
SB 0.847534 0.791913 0.911571 892.0
SR 0.733554 0.772114 0.698864 681.0
macro avg 0.800635 0.831232 0.778652 2077.0
micro avg 0.802180 0.802180 0.802180 2077.0
weighted avg 0.799741 0.804681 0.802180 2077.0

The result of Model Number:Dataset Number:Featuregroup Number:Rescale of 88 : 1 : 1 : 1

	f1-score	precision	recall	support
AFIB	0.827632	0.844992	0.810993	204.0
GSVT	0.846831	0.841821	0.851910	300.0
SB	0.867476	0.865445	0.869518	892.0
SR	0.860149	0.859902	0.860404	681.0
macro avg	0.850522	0.853040	0.848206	2077.0
micro avg	0.858238	0.858238	0.858238	2077.0
weighted avg	0.858178	0.858206	0.858238	2077.0

The result of Model Number:Dataset Number:Featuregroup Number:Rescale of 88 : 1 : 2 : 0

	f1-score	precision	recall	support
AFIB	0.694896	0.690520	0.782752	204.0
GSVT	0.847090	0.842733	0.851635	300.0
SB	0.871209	0.867064	0.875404	892.0
SR	0.683365	0.685617	0.681541	681.0
macro avg	0.774140	0.771483	0.797833	2077.0
micro avg	0.799307	0.799307	0.799307	2077.0
weighted avg	0.788818	0.786717	0.799307	2077.0

The result of Model Number:Dataset Number:Featuregroup Number:Rescale of 88 : 1 : 2 : 1

	f1-score	precision	recall	support
AFIB	0.694412	0.685774	0.703348	875.0
GSVT	0.716153	0.725121	0.707475	691.0
SB	0.764035	0.763207	0.764870	1553.0
SR	0.743428	0.747240	0.739658	907.0
macro avg	0.729507	0.730336	0.728838	4026.0
micro avg	0.735968	0.735968	0.735968	4026.0
weighted avg	0.736043	0.736244	0.735968	4026.0

The result of Model Number:Dataset Number:Featuregroup Number:Rescale of 88 : 1 : 3 : 0

	f1-score	precision	recall	support
AFIB	0.906172	0.911128	0.901301	875.0
GSVT	0.901854	0.894249	0.909679	691.0
SB	0.948525	0.939542	0.957685	1553.0
SR	0.913223	0.930258	0.896814	907.0
macro avg	0.917443	0.918794	0.916369	4026.0
micro avg	0.923477	0.923477	0.923477	4026.0
weighted avg	0.923357	0.923501	0.923477	4026.0

The result of Model Number:Dataset Number:Featuregroup Number:Rescale of 88 : 1 : 3 : 1

	f1-score	precision	recall	support
AFIB	0.838496	0.903849	0.782346	204.0

GSVT 0.864066 0.878693 0.849955 300.0
SB 0.915748 0.907320 0.924362 892.0
SR 0.879300 0.866549 0.892472 681.0
macro avg 0.874403 0.889103 0.862284 2077.0
micro avg 0.889210 0.889210 0.889210 2077.0
weighted avg 0.888745 0.889476 0.889210 2077.0
The result of Model Number:Dataset Number:Featuregroup Number:Rescale of 88 : 1 : 4 :
0

f1-score precision recall support
AFIB 0.870647 0.877158 0.864266 204.0
GSVT 0.892894 0.888182 0.897657 300.0
SB 0.907963 0.906748 0.909183 892.0
SR 0.899966 0.901691 0.898249 681.0
macro avg 0.892867 0.893445 0.892339 2077.0
micro avg 0.899522 0.899522 0.899522 2077.0
weighted avg 0.899499 0.899502 0.899522 2077.0
The result of Model Number:Dataset Number:Featuregroup Number:Rescale of 88 : 1 : 4 :
1

f1-score precision recall support
AFIB 0.907280 0.931802 0.884204 204.0
GSVT 0.914758 0.901292 0.928758 300.0
SB 0.932478 0.922558 0.942616 892.0
SR 0.915183 0.927758 0.902959 681.0
macro avg 0.917425 0.920852 0.914634 2077.0
micro avg 0.921875 0.921875 0.921875 2077.0
weighted avg 0.921773 0.922099 0.921875 2077.0
The result of Model Number:Dataset Number:Featuregroup Number:Rescale of 88 : 1 : 5 :
0

f1-score precision recall support
AFIB 0.865990 0.888873 0.844340 204.0
GSVT 0.889739 0.882348 0.897418 300.0
SB 0.914256 0.910901 0.917638 892.0
SR 0.900100 0.901191 0.899036 681.0
macro avg 0.892521 0.895828 0.889608 2077.0
micro avg 0.901419 0.901419 0.901419 2077.0
weighted avg 0.901333 0.901430 0.901419 2077.0
The result of Model Number:Dataset Number:Featuregroup Number:Rescale of 88 : 1 : 5 :
1

f1-score precision recall support
AFIB 0.688457 0.695796 0.681385 204.0
GSVT 0.701118 0.697272 0.705085 300.0
SB 0.717302 0.716107 0.718507 892.0
SR 0.711323 0.712482 0.710177 681.0
macro avg 0.704550 0.705414 0.703788 2077.0

micro avg 0.710191 0.710191 0.710191 2077.0
weighted avg 0.710171 0.710203 0.710191 2077.0
The result of Model Number:Dataset Number:Featuregroup Number:Rescale of 88 : 1 : 6 :
0

	f1-score	precision	recall	support
AFIB	0.804261	0.819672	0.789624	204.0
GSVT	0.829837	0.825562	0.834233	300.0
SB	0.850359	0.849035	0.851694	892.0
SR	0.841980	0.841143	0.842845	681.0
macro avg	0.831609	0.833853	0.829599	2077.0
micro avg	0.840174	0.840174	0.840174	2077.0
weighted avg	0.840120	0.840173	0.840174	2077.0

The result of Model Number:Dataset Number:Featuregroup Number:Rescale of 88 : 1 : 6 :
1

	f1-score	precision	recall	support
AFIB	0.726938	0.724103	0.729847	875.0
GSVT	0.740543	0.742104	0.739031	691.0
SB	0.786111	0.784151	0.788085	1553.0
SR	0.767977	0.773135	0.762903	907.0
macro avg	0.755392	0.755873	0.754967	4026.0
micro avg	0.761335	0.761335	0.761335	4026.0
weighted avg	0.761344	0.761402	0.761335	4026.0

The result of Model Number:Dataset Number:Featuregroup Number:Rescale of 88 : 1 : 7 :
0

	f1-score	precision	recall	support
AFIB	0.761276	0.780261	0.743249	875.0
GSVT	0.809864	0.812969	0.806821	691.0
SB	0.877015	0.872768	0.881305	1553.0
SR	0.831020	0.817169	0.845403	907.0
macro avg	0.819794	0.820792	0.819194	4026.0
micro avg	0.830428	0.830428	0.830428	4026.0
weighted avg	0.829973	0.829874	0.830428	4026.0

The result of Model Number:Dataset Number:Featuregroup Number:Rescale of 88 : 1 : 7 :
1

	f1-score	precision	recall	support
AFIB	0.694610	0.711908	0.678168	875.0
GSVT	0.733906	0.737022	0.730847	691.0
SB	0.796054	0.793008	0.799128	1553.0
SR	0.757222	0.743112	0.771919	907.0
macro avg	0.745448	0.746262	0.745015	4026.0
micro avg	0.754990	0.754990	0.754990	4026.0
weighted avg	0.754592	0.754532	0.754990	4026.0

The result of Model Number:Dataset Number:Featuregroup Number:Rescale of 88 : 1 : 8 :
0

f1-score precision recall support
AFIB 0.785149 0.784210 0.786223 875.0
GSVT 0.800454 0.803208 0.797802 691.0
SB 0.847800 0.842577 0.853095 1553.0
SR 0.830547 0.838659 0.822683 907.0
macro avg 0.815988 0.817163 0.814951 4026.0
micro avg 0.822220 0.822220 0.822220 4026.0
weighted avg 0.822171 0.822252 0.822220 4026.0
The result of Model Number:Dataset Number:Featuregroup Number:Rescale of 88 : 1 : 8 :
1

f1-score precision recall support
AFIB 0.746231 0.778550 0.716700 204.0
GSVT 0.697596 0.704106 0.691555 300.0
SB 0.723109 0.687558 0.762589 892.0
SR 0.644486 0.685158 0.608580 681.0
macro avg 0.702855 0.713843 0.694856 2077.0
micro avg 0.697326 0.697326 0.697326 2077.0
weighted avg 0.695916 0.698098 0.697326 2077.0
The result of Model Number:Dataset Number:Featuregroup Number:Rescale of 88 : 1 : 9 :
0

f1-score precision recall support
AFIB 0.671086 0.671183 0.671078 875.0
GSVT 0.682807 0.677147 0.688613 691.0
SB 0.714890 0.708705 0.721194 1553.0
SR 0.691332 0.706950 0.676414 907.0
macro avg 0.690029 0.690996 0.689325 4026.0
micro avg 0.694622 0.694622 0.694622 4026.0
weighted avg 0.694556 0.694738 0.694622 4026.0
The result of Model Number:Dataset Number:Featuregroup Number:Rescale of 88 : 1 : 9 :
1

f1-score precision recall support
AFIB 0.889338 0.909149 0.870627 204.0
GSVT 0.900310 0.887124 0.914269 300.0
SB 0.920655 0.911505 0.930030 892.0
SR 0.903672 0.916651 0.891082 681.0
macro avg 0.903494 0.906108 0.901502 2077.0
micro avg 0.909149 0.909149 0.909149 2077.0
weighted avg 0.909072 0.909440 0.909149 2077.0
The result of Model Number:Dataset Number:Featuregroup Number:Rescale of 88 : 1 :
10 : 0

f1-score precision recall support
AFIB 0.821608 0.823493 0.819820 875.0
GSVT 0.824472 0.822147 0.826837 691.0
SB 0.865270 0.858105 0.872568 1553.0

SR 0.839312 0.851908 0.827119 907.0
macro avg 0.837666 0.838913 0.836586 4026.0
micro avg 0.843016 0.843016 0.843016 4026.0
weighted avg 0.842930 0.843015 0.843016 4026.0
The result of Model Number:Dataset Number:Featuregroup Number:Rescale of 88 : 1 :
10 : 1

f1-score precision recall support
AFIB 0.738942 0.741706 0.736513 875.0
GSVT 0.755575 0.762864 0.748575 691.0
SB 0.803413 0.794986 0.812082 1553.0
SR 0.775591 0.782417 0.769150 907.0
macro avg 0.768380 0.770493 0.766580 4026.0
micro avg 0.775086 0.775086 0.775086 4026.0
weighted avg 0.774922 0.775062 0.775086 4026.0

The result of Model Number:Dataset Number:Featuregroup Number:Rescale of 89 : 0 : 0 :
0

f1-score precision recall support
AFIB 0.841897 0.867827 0.817640 204.0
GSVT 0.863375 0.852806 0.874304 300.0
SB 0.886826 0.881556 0.892188 892.0
SR 0.871877 0.876178 0.867653 681.0
macro avg 0.865994 0.869592 0.862946 2077.0
micro avg 0.874238 0.874238 0.874238 2077.0
weighted avg 0.874125 0.874292 0.874238 2077.0

The result of Model Number:Dataset Number:Featuregroup Number:Rescale of 89 : 0 : 0 :
1

f1-score precision recall support
AFIB 0.687800 0.695667 0.680375 204.0
GSVT 0.703899 0.699734 0.708126 300.0
SB 0.675730 0.650770 0.717863 892.0
SR 0.566831 0.569574 0.564129 681.0
macro avg 0.658565 0.653936 0.667623 2077.0
micro avg 0.662369 0.662369 0.662369 2077.0
weighted avg 0.645279 0.635630 0.662369 2077.0

The result of Model Number:Dataset Number:Featuregroup Number:Rescale of 89 : 0 : 1 :
0

f1-score precision recall support
AFIB 0.868529 0.907748 0.832842 204.0
GSVT 0.898737 0.888644 0.909227 300.0
SB 0.864552 0.826859 0.925083 892.0
SR 0.720290 0.726432 0.714374 681.0
macro avg 0.838027 0.837421 0.845381 2077.0
micro avg 0.844646 0.844646 0.844646 2077.0
weighted avg 0.822580 0.810800 0.844646 2077.0

The result of Model Number:Dataset Number:Featuregroup Number:Rescale of 89 : 0 : 1 :
1

	f1-score	precision	recall	support
AFIB	0.901060	0.924265	0.879028	204.0
GSVT	0.826880	0.790073	0.933133	300.0
SB	0.948670	0.946451	0.950902	892.0
SR	0.752598	0.752739	0.752466	681.0
macro avg	0.857302	0.853382	0.878882	2077.0
micro avg	0.876214	0.876214	0.876214	2077.0
weighted avg	0.862115	0.858171	0.876214	2077.0

The result of Model Number:Dataset Number:Featuregroup Number:Rescale of 89 : 0 : 2 :
0

	f1-score	precision	recall	support
AFIB	0.857097	0.865860	0.848581	875.0
GSVT	0.856839	0.843602	0.870599	691.0
SB	0.903850	0.898453	0.909321	1553.0
SR	0.879927	0.891705	0.868483	907.0
macro avg	0.874428	0.874905	0.874246	4026.0
micro avg	0.880273	0.880273	0.880273	4026.0
weighted avg	0.880231	0.880435	0.880273	4026.0

The result of Model Number:Dataset Number:Featuregroup Number:Rescale of 89 : 0 : 2 :
1

	f1-score	precision	recall	support
AFIB	0.828219	0.820240	0.836483	875.0
GSVT	0.849918	0.852350	0.847589	691.0
SB	0.903610	0.901532	0.905703	1553.0
SR	0.878191	0.888524	0.868114	907.0
macro avg	0.864984	0.865661	0.864472	4026.0
micro avg	0.872216	0.872216	0.872216	4026.0
weighted avg	0.872283	0.872492	0.872216	4026.0

The result of Model Number:Dataset Number:Featuregroup Number:Rescale of 89 : 0 : 3 :
0

	f1-score	precision	recall	support
AFIB	0.641970	0.634398	0.649758	875.0
GSVT	0.652845	0.656976	0.648790	691.0
SB	0.696059	0.695123	0.697000	1553.0
SR	0.678959	0.685391	0.672669	907.0
macro avg	0.667459	0.667972	0.667054	4026.0
micro avg	0.672977	0.672977	0.672977	4026.0
weighted avg	0.673034	0.673186	0.672977	4026.0

The result of Model Number:Dataset Number:Featuregroup Number:Rescale of 89 : 0 : 3 :
1

	f1-score	precision	recall	support
AFIB	0.715574	0.720767	0.710506	875.0

GSVT 0.731270 0.724473 0.738251 691.0
SB 0.785901 0.781156 0.790708 1553.0
SR 0.760144 0.768632 0.751845 907.0
macro avg 0.748222 0.748757 0.747827 4026.0
micro avg 0.755518 0.755518 0.755518 4026.0
weighted avg 0.755437 0.755481 0.755518 4026.0
The result of Model Number:Dataset Number:Featuregroup Number:Rescale of 89 : 0 : 4 :
0

f1-score precision recall support
AFIB 0.838400 0.847337 0.829787 204.0
GSVT 0.853819 0.849135 0.858649 300.0
SB 0.873528 0.872072 0.874994 892.0
SR 0.866246 0.867657 0.864851 681.0
macro avg 0.857998 0.859050 0.857070 2077.0
micro avg 0.864867 0.864867 0.864867 2077.0
weighted avg 0.864844 0.864882 0.864867 2077.0
The result of Model Number:Dataset Number:Featuregroup Number:Rescale of 89 : 0 : 4 :
1

f1-score precision recall support
AFIB 0.696260 0.725558 0.669300 204.0
GSVT 0.719621 0.708606 0.731093 300.0
SB 0.736978 0.731692 0.742349 892.0
SR 0.717850 0.721501 0.714264 681.0
macro avg 0.717677 0.721839 0.714251 2077.0
micro avg 0.724340 0.724340 0.724340 2077.0
weighted avg 0.724200 0.724413 0.724340 2077.0
The result of Model Number:Dataset Number:Featuregroup Number:Rescale of 89 : 0 : 5 :
0

f1-score precision recall support
AFIB 0.683413 0.694511 0.672701 875.0
GSVT 0.726830 0.729108 0.724610 691.0
SB 0.790754 0.788029 0.793502 1553.0
SR 0.748614 0.740276 0.757187 907.0
macro avg 0.737403 0.737981 0.737000 4026.0
micro avg 0.747242 0.747242 0.747242 4026.0
weighted avg 0.746960 0.746833 0.747242 4026.0
The result of Model Number:Dataset Number:Featuregroup Number:Rescale of 89 : 0 : 5 :
1

f1-score precision recall support
AFIB 0.887585 0.898484 0.877086 204.0
GSVT 0.905463 0.901595 0.909385 300.0
SB 0.916423 0.913672 0.919195 892.0
SR 0.908710 0.910872 0.906587 681.0
macro avg 0.904545 0.906156 0.903063 2077.0

micro avg 0.909508 0.909508 0.909508 2077.0
weighted avg 0.909479 0.909518 0.909508 2077.0
The result of Model Number:Dataset Number:Featuregroup Number:Rescale of 89 : 0 : 6 :
0

	f1-score	precision	recall	support
AFIB	0.660766	0.641729	0.724987	875.0
GSVT	0.728253	0.725927	0.730688	691.0
SB	0.614753	0.605693	0.624138	1553.0
SR	0.736093	0.750460	0.722358	907.0
macro avg	0.684966	0.680952	0.700543	4026.0
micro avg	0.686471	0.686471	0.686471	4026.0
weighted avg	0.671570	0.666775	0.686471	4026.0

The result of Model Number:Dataset Number:Featuregroup Number:Rescale of 89 : 0 : 6 :
1

	f1-score	precision	recall	support
AFIB	0.778608	0.796944	0.761163	875.0
GSVT	0.820768	0.822841	0.818760	691.0
SB	0.892600	0.888900	0.896335	1553.0
SR	0.849315	0.835939	0.863166	907.0
macro avg	0.835323	0.836156	0.834856	4026.0
micro avg	0.846170	0.846170	0.846170	4026.0
weighted avg	0.845745	0.845645	0.846170	4026.0

The result of Model Number:Dataset Number:Featuregroup Number:Rescale of 89 : 0 : 7 :
0

	f1-score	precision	recall	support
AFIB	0.789785	0.767879	0.815462	875.0
GSVT	0.800095	0.833796	0.773935	691.0
SB	0.878932	0.878488	0.879388	1553.0
SR	0.856882	0.862244	0.851592	907.0
macro avg	0.831423	0.835602	0.830094	4026.0
micro avg	0.841133	0.841133	0.841133	4026.0
weighted avg	0.841058	0.843118	0.841133	4026.0

The result of Model Number:Dataset Number:Featuregroup Number:Rescale of 89 : 0 : 7 :
1

	f1-score	precision	recall	support
AFIB	0.722876	0.725514	0.720305	875.0
GSVT	0.735370	0.725794	0.745264	691.0
SB	0.775154	0.766616	0.783889	1553.0
SR	0.734624	0.754917	0.715433	907.0
macro avg	0.742006	0.743210	0.741223	4026.0
micro avg	0.748018	0.748018	0.748018	4026.0
weighted avg	0.747833	0.748041	0.748018	4026.0

The result of Model Number:Dataset Number:Featuregroup Number:Rescale of 89 : 0 : 8 :
0

f1-score precision recall support
AFIB 0.844093 0.843150 0.845063 875.0
GSVT 0.859533 0.848782 0.870584 691.0
SB 0.902935 0.895675 0.910319 1553.0
SR 0.862650 0.885284 0.841158 907.0
macro avg 0.867303 0.868223 0.866781 4026.0
micro avg 0.873736 0.873736 0.873736 4026.0
weighted avg 0.873621 0.873870 0.873736 4026.0
The result of Model Number:Dataset Number:Featuregroup Number:Rescale of 89 : 0 : 8 :
1

f1-score precision recall support
AFIB 0.718526 0.722469 0.714671 875.0
GSVT 0.719531 0.710434 0.728976 691.0
SB 0.756711 0.753674 0.759778 1553.0
SR 0.740467 0.749456 0.731737 907.0
macro avg 0.733808 0.734008 0.733791 4026.0
micro avg 0.738371 0.738371 0.738371 4026.0
weighted avg 0.738371 0.738520 0.738371 4026.0
The result of Model Number:Dataset Number:Featuregroup Number:Rescale of 89 : 0 : 9 :
0

f1-score precision recall support
AFIB 0.833295 0.868538 0.801078 204.0
GSVT 0.767404 0.768748 0.777577 300.0
SB 0.826182 0.786823 0.870487 892.0
SR 0.730385 0.789212 0.681041 681.0
macro avg 0.789317 0.803330 0.782546 2077.0
micro avg 0.788135 0.788135 0.788135 2077.0
weighted avg 0.786981 0.793022 0.788135 2077.0
The result of Model Number:Dataset Number:Featuregroup Number:Rescale of 89 : 0 : 9 :
1

f1-score precision recall support
AFIB 0.874189 0.947166 0.813395 204.0
GSVT 0.937669 0.925878 0.950146 300.0
SB 0.961606 0.948134 0.975578 892.0
SR 0.935375 0.939757 0.931490 681.0
macro avg 0.927210 0.940234 0.917652 2077.0
micro avg 0.941520 0.941520 0.941520 2077.0
weighted avg 0.940962 0.942078 0.941520 2077.0
The result of Model Number:Dataset Number:Featuregroup Number:Rescale of 89 : 0 :
10 : 0

f1-score precision recall support
AFIB 0.886641 0.903722 0.870612 204.0
GSVT 0.903290 0.888613 0.918624 300.0
SB 0.918371 0.907418 0.929594 892.0

SR 0.901287 0.918185 0.885015 681.0
macro avg 0.902397 0.904485 0.900961 2077.0
micro avg 0.907600 0.907600 0.907600 2077.0
weighted avg 0.907475 0.907869 0.907600 2077.0
The result of Model Number:Dataset Number:Featuregroup Number:Rescale of 89 : 0 :

10 : 1

f1-score precision recall support

AFIB 0.836880 0.854434 0.820055 204.0
GSVT 0.856294 0.851227 0.861430 300.0
SB 0.877170 0.875115 0.879234 892.0
SR 0.869760 0.869510 0.870018 681.0
macro avg 0.860026 0.862572 0.857684 2077.0
micro avg 0.867828 0.867828 0.867828 2077.0
weighted avg 0.867768 0.867796 0.867828 2077.0

The result of Model Number:Dataset Number:Featuregroup Number:Rescale of 89 : 1 : 0 :
0

f1-score precision recall support

AFIB 0.652433 0.718258 0.598043 204.0
GSVT 0.769409 0.758789 0.780454 300.0
SB 0.816963 0.814238 0.819711 892.0
SR 0.796042 0.785029 0.807379 681.0
macro avg 0.758712 0.769078 0.751397 2077.0
micro avg 0.788225 0.788225 0.788225 2077.0
weighted avg 0.787075 0.787225 0.788225 2077.0

The result of Model Number:Dataset Number:Featuregroup Number:Rescale of 89 : 1 : 0 :
1

f1-score precision recall support

AFIB 0.865020 0.886067 0.845163 204.0
GSVT 0.875894 0.863836 0.888410 300.0
SB 0.893580 0.884656 0.902691 892.0
SR 0.877978 0.889500 0.866776 681.0
macro avg 0.878118 0.881015 0.875760 2077.0
micro avg 0.883203 0.883203 0.883203 2077.0
weighted avg 0.883105 0.883376 0.883203 2077.0

The result of Model Number:Dataset Number:Featuregroup Number:Rescale of 89 : 1 : 1 :
0

f1-score precision recall support

AFIB 0.927789 0.941855 0.914160 204.0
GSVT 0.942707 0.934760 0.950840 300.0
SB 0.963618 0.960510 0.966749 892.0
SR 0.953274 0.956815 0.949785 681.0
macro avg 0.946847 0.948485 0.945384 2077.0
micro avg 0.953724 0.953724 0.953724 2077.0
weighted avg 0.953687 0.953747 0.953724 2077.0

The result of Model Number:Dataset Number:Featuregroup Number:Rescale of 89 : 1 : 1 : 1

	f1-score	precision	recall	support
AFIB	0.669581	0.691329	0.649291	204.0
GSVT	0.688067	0.679294	0.697209	300.0
SB	0.707479	0.704811	0.710175	892.0
SR	0.697584	0.698848	0.696352	681.0
macro avg	0.690678	0.693570	0.688257	2077.0
micro avg	0.697790	0.697790	0.697790	2077.0
weighted avg	0.697709	0.697846	0.697790	2077.0

The result of Model Number:Dataset Number:Featuregroup Number:Rescale of 89 : 1 : 2 : 0

	f1-score	precision	recall	support
AFIB	0.648906	0.650517	0.647346	875.0
GSVT	0.660081	0.662064	0.658193	691.0
SB	0.700227	0.695474	0.705050	1553.0
SR	0.686902	0.692001	0.681904	907.0
macro avg	0.674029	0.675014	0.673123	4026.0
micro avg	0.679252	0.679252	0.679252	4026.0
weighted avg	0.679180	0.679186	0.679252	4026.0

The result of Model Number:Dataset Number:Featuregroup Number:Rescale of 89 : 1 : 2 : 1

	f1-score	precision	recall	support
AFIB	0.141594	0.143081	0.140138	175.0
GSVT	0.141822	0.140316	0.143362	138.2
SB	0.149364	0.148791	0.149941	310.6
SR	0.145907	0.146638	0.145183	181.4
macro avg	0.144672	0.144707	0.144656	805.2
micro avg	0.145609	0.145609	0.145609	805.2
weighted avg	0.145602	0.145611	0.145609	805.2

The result of Model Number:Dataset Number:Featuregroup Number:Rescale of 89 : 1 : 3 : 0

	f1-score	precision	recall	support
AFIB	0.841901	0.834099	0.849899	875.0
GSVT	0.857021	0.861675	0.852431	691.0
SB	0.908062	0.905969	0.910167	1553.0
SR	0.886906	0.895090	0.878897	907.0
macro avg	0.873473	0.874208	0.872849	4026.0
micro avg	0.880114	0.880114	0.880114	4026.0
weighted avg	0.880156	0.880296	0.880114	4026.0

The result of Model Number:Dataset Number:Featuregroup Number:Rescale of 89 : 1 : 3 : 1

	f1-score	precision	recall	support
AFIB	0.808745	0.805591	0.811981	875.0

GSVT 0.823881 0.825618 0.822199 691.0
SB 0.874577 0.872397 0.876773 1553.0
SR 0.854402 0.860141 0.848757 907.0
macro avg 0.840401 0.840937 0.839928 4026.0
micro avg 0.847013 0.847013 0.847013 4026.0
weighted avg 0.847023 0.847087 0.847013 4026.0
The result of Model Number:Dataset Number:Featuregroup Number:Rescale of 89 : 1 : 4 :
0

f1-score precision recall support
AFIB 0.864185 0.877144 0.851849 204.0
GSVT 0.895392 0.893014 0.897787 300.0
SB 0.916602 0.915380 0.917834 892.0
SR 0.907637 0.906467 0.908839 681.0
macro avg 0.895954 0.898001 0.894077 2077.0
micro avg 0.905508 0.905508 0.905508 2077.0
weighted avg 0.905450 0.905472 0.905508 2077.0
The result of Model Number:Dataset Number:Featuregroup Number:Rescale of 89 : 1 : 4 :
1

f1-score precision recall support
AFIB 0.654320 0.608468 0.768374 875.0
GSVT 0.561163 0.523924 0.634732 691.0
SB 0.670554 0.664897 0.676324 1553.0
SR 0.646317 0.661983 0.631601 907.0
macro avg 0.633088 0.614818 0.677758 4026.0
micro avg 0.679116 0.679116 0.679116 4026.0
weighted avg 0.642790 0.627780 0.679116 4026.0
The result of Model Number:Dataset Number:Featuregroup Number:Rescale of 89 : 1 : 5 :
0

f1-score precision recall support
AFIB 0.699426 0.734372 0.668006 204.0
GSVT 0.720512 0.707159 0.734630 300.0
SB 0.737001 0.729572 0.744598 892.0
SR 0.716561 0.722962 0.710338 681.0
macro avg 0.718375 0.723516 0.714393 2077.0
micro avg 0.724403 0.724403 0.724403 2077.0
weighted avg 0.724227 0.724639 0.724403 2077.0
The result of Model Number:Dataset Number:Featuregroup Number:Rescale of 89 : 1 : 5 :
1

f1-score precision recall support
AFIB 0.855130 0.856286 0.854139 875.0
GSVT 0.868448 0.868002 0.868928 691.0
SB 0.907005 0.903759 0.910276 1553.0
SR 0.885285 0.890247 0.880434 907.0
macro avg 0.878967 0.879574 0.878444 4026.0

micro avg 0.884256 0.884256 0.884256 4026.0
weighted avg 0.884219 0.884260 0.884256 4026.0
The result of Model Number:Dataset Number:Featuregroup Number:Rescale of 89 : 1 : 6 :
0

	f1-score	precision	recall	support
AFIB	0.679538	0.681623	0.677572	204.0
GSVT	0.697388	0.695616	0.699232	300.0
SB	0.712967	0.712096	0.713845	892.0
SR	0.707132	0.708491	0.705784	681.0
macro avg	0.699256	0.699457	0.699108	2077.0
micro avg	0.705528	0.705528	0.705528	2077.0
weighted avg	0.705520	0.705541	0.705528	2077.0

The result of Model Number:Dataset Number:Featuregroup Number:Rescale of 89 : 1 : 6 :
1

	f1-score	precision	recall	support
AFIB	0.887094	0.891299	0.882934	875.0
GSVT	0.898098	0.893861	0.902396	691.0
SB	0.947284	0.945284	0.949297	1553.0
SR	0.929333	0.931935	0.926767	907.0
macro avg	0.915452	0.915595	0.915348	4026.0
micro avg	0.921748	0.921748	0.921748	4026.0
weighted avg	0.921716	0.921718	0.921748	4026.0

The result of Model Number:Dataset Number:Featuregroup Number:Rescale of 89 : 1 : 7 :
0

	f1-score	precision	recall	support
AFIB	0.830217	0.839924	0.820891	204.0
GSVT	0.853056	0.849134	0.857038	300.0
SB	0.865134	0.862444	0.867847	892.0
SR	0.857683	0.860114	0.855302	681.0
macro avg	0.851522	0.852904	0.850270	2077.0
micro avg	0.857561	0.857561	0.857561	2077.0
weighted avg	0.857517	0.857545	0.857561	2077.0

The result of Model Number:Dataset Number:Featuregroup Number:Rescale of 89 : 1 : 7 :
1

	f1-score	precision	recall	support
AFIB	0.857014	0.854536	0.859584	875.0
GSVT	0.872898	0.872188	0.873670	691.0
SB	0.927144	0.923304	0.931024	1553.0
SR	0.899310	0.909190	0.889691	907.0
macro avg	0.889091	0.889804	0.888492	4026.0
micro avg	0.896342	0.896342	0.896342	4026.0
weighted avg	0.896321	0.896405	0.896342	4026.0

The result of Model Number:Dataset Number:Featuregroup Number:Rescale of 89 : 1 : 8 :
0

f1-score precision recall support
AFIB 0.694100 0.699602 0.688702 875.0
GSVT 0.702900 0.699801 0.706050 691.0
SB 0.747451 0.744496 0.750435 1553.0
SR 0.729084 0.731144 0.727071 907.0
macro avg 0.718384 0.718761 0.718064 4026.0
micro avg 0.724137 0.724137 0.724137 4026.0
weighted avg 0.724072 0.724060 0.724137 4026.0
The result of Model Number:Dataset Number:Featuregroup Number:Rescale of 89 : 1 : 8 :
1

f1-score precision recall support
AFIB 0.732768 0.771350 0.698058 204.0
GSVT 0.769564 0.762824 0.776459 300.0
SB 0.789533 0.784659 0.794482 892.0
SR 0.778761 0.777182 0.780366 681.0
macro avg 0.767656 0.774003 0.762341 2077.0
micro avg 0.777780 0.777780 0.777780 2077.0
weighted avg 0.777541 0.777746 0.777780 2077.0
The result of Model Number:Dataset Number:Featuregroup Number:Rescale of 89 : 1 : 9 :
0

f1-score precision recall support
AFIB 0.756751 0.762860 0.750803 204.0
GSVT 0.774115 0.770319 0.777975 300.0
SB 0.789223 0.788348 0.790107 892.0
SR 0.783330 0.784372 0.782297 681.0
macro avg 0.775855 0.776475 0.775296 2077.0
micro avg 0.781934 0.781934 0.781934 2077.0
weighted avg 0.781919 0.781937 0.781934 2077.0
The result of Model Number:Dataset Number:Featuregroup Number:Rescale of 89 : 1 : 9 :
1

f1-score precision recall support
AFIB 0.915106 0.928408 0.902593 204.0
GSVT 0.935287 0.922634 0.948368 300.0
SB 0.949364 0.939470 0.959475 892.0
SR 0.930547 0.945946 0.915658 681.0
macro avg 0.932576 0.934114 0.931524 2077.0
micro avg 0.937917 0.937917 0.937917 2077.0
weighted avg 0.937796 0.938075 0.937917 2077.0
The result of Model Number:Dataset Number:Featuregroup Number:Rescale of 89 : 1 :
10 : 0

f1-score precision recall support
AFIB 0.756549 0.759638 0.753508 875.0
GSVT 0.704493 0.735585 0.676039 691.0
SB 0.756584 0.685367 0.844328 1553.0

SR 0.570717 0.710311 0.477171 907.0
macro avg 0.697086 0.722725 0.687761 4026.0
micro avg 0.712990 0.712990 0.712990 4026.0
weighted avg 0.705763 0.715747 0.712990 4026.0
The result of Model Number:Dataset Number:Featuregroup Number:Rescale of 89 : 1 : 10 : 1

f1-score precision recall support
AFIB 0.670785 0.679856 0.662234 204.0
GSVT 0.696264 0.695134 0.697423 300.0
SB 0.711384 0.710437 0.712341 892.0
SR 0.704113 0.703211 0.705043 681.0
macro avg 0.695637 0.697160 0.694260 2077.0
micro avg 0.702872 0.702872 0.702872 2077.0
weighted avg 0.702829 0.702854 0.702872 2077.0

The result of Model Number:Dataset Number:Featuregroup Number:Rescale of 90 : 0 : 0 : 0

f1-score precision recall support
AFIB 0.871223 0.879259 0.863544 204.0
GSVT 0.903075 0.903107 0.903067 300.0
SB 0.921988 0.920350 0.923639 892.0
SR 0.912203 0.911959 0.912469 681.0
macro avg 0.902122 0.903669 0.900680 2077.0
micro avg 0.911103 0.911103 0.911103 2077.0
weighted avg 0.911062 0.911072 0.911103 2077.0

The result of Model Number:Dataset Number:Featuregroup Number:Rescale of 90 : 0 : 0 : 1

f1-score precision recall support
AFIB 0.802777 0.797351 0.808386 875.0
GSVT 0.822362 0.822689 0.822141 691.0
SB 0.873592 0.871363 0.875842 1553.0
SR 0.849805 0.859300 0.840530 907.0
macro avg 0.837134 0.837676 0.836725 4026.0
micro avg 0.844009 0.844009 0.844009 4026.0
weighted avg 0.844050 0.844206 0.844009 4026.0

The result of Model Number:Dataset Number:Featuregroup Number:Rescale of 90 : 0 : 1 : 0

f1-score precision recall support
AFIB 0.681586 0.728123 0.640930 204.0
GSVT 0.720504 0.705821 0.735873 300.0
SB 0.738375 0.731901 0.744991 892.0
SR 0.720161 0.722560 0.717843 681.0
macro avg 0.715156 0.722101 0.709909 2077.0
micro avg 0.724552 0.724552 0.724552 2077.0
weighted avg 0.724244 0.724700 0.724552 2077.0

The result of Model Number:Dataset Number:Featuregroup Number:Rescale of 90 : 0 : 1 : 1

	f1-score	precision	recall	support
AFIB	0.720171	0.719367	0.720999	875.0
GSVT	0.733344	0.724172	0.742773	691.0
SB	0.770374	0.764181	0.776674	1553.0
SR	0.736004	0.755315	0.717667	907.0
macro avg	0.739973	0.740758	0.739528	4026.0
micro avg	0.745462	0.745462	0.745462	4026.0
weighted avg	0.745364	0.745577	0.745462	4026.0

The result of Model Number:Dataset Number:Featuregroup Number:Rescale of 90 : 0 : 2 : 0

	f1-score	precision	recall	support
AFIB	0.681036	0.684411	0.677767	875.0
GSVT	0.687817	0.688808	0.686933	691.0
SB	0.724020	0.720661	0.727419	1553.0
SR	0.710692	0.712472	0.708960	907.0
macro avg	0.700891	0.701588	0.700270	4026.0
micro avg	0.705521	0.705521	0.705521	4026.0
weighted avg	0.705462	0.705471	0.705521	4026.0

The result of Model Number:Dataset Number:Featuregroup Number:Rescale of 90 : 0 : 2 : 1

	f1-score	precision	recall	support
AFIB	0.182036	0.183948	0.180164	175.0
GSVT	0.182330	0.180393	0.184309	138.2
SB	0.192025	0.191289	0.192767	310.6
SR	0.187581	0.188521	0.186650	181.4
macro avg	0.185993	0.186038	0.185972	805.2
micro avg	0.187198	0.187198	0.187198	805.2
weighted avg	0.187189	0.187200	0.187198	805.2

The result of Model Number:Dataset Number:Featuregroup Number:Rescale of 90 : 0 : 3 : 0

	f1-score	precision	recall	support
AFIB	0.750084	0.770762	0.730638	204.0
GSVT	0.770046	0.755792	0.784922	300.0
SB	0.782535	0.775219	0.789992	892.0
SR	0.762866	0.773230	0.752789	681.0
macro avg	0.766383	0.768751	0.764585	2077.0
micro avg	0.771232	0.771232	0.771232	2077.0
weighted avg	0.771095	0.771323	0.771232	2077.0

The result of Model Number:Dataset Number:Featuregroup Number:Rescale of 90 : 0 : 3 : 1

	f1-score	precision	recall	support
AFIB	0.787273	0.805974	0.769492	204.0

GSVT 0.813132 0.805508 0.820987 300.0
SB 0.830595 0.829666 0.831526 892.0
SR 0.822578 0.821751 0.823420 681.0
macro avg 0.813394 0.815725 0.811356 2077.0
micro avg 0.821253 0.821253 0.821253 2077.0
weighted avg 0.821189 0.821255 0.821253 2077.0
The result of Model Number:Dataset Number:Featuregroup Number:Rescale of 90 : 0 : 4 :
0

f1-score precision recall support

AFIB 0.752030 0.778329 0.727797 204.0
GSVT 0.783789 0.779011 0.788733 300.0
SB 0.799884 0.796597 0.803200 892.0
SR 0.792489 0.791334 0.793653 681.0
macro avg 0.782048 0.786318 0.778346 2077.0
micro avg 0.790574 0.790574 0.790574 2077.0
weighted avg 0.790434 0.790537 0.790574 2077.0
The result of Model Number:Dataset Number:Featuregroup Number:Rescale of 90 : 0 : 4 :
1

f1-score precision recall support

AFIB 0.867852 0.874713 0.861127 875.0
GSVT 0.889690 0.887809 0.891612 691.0
SB 0.948436 0.940052 0.956981 1553.0
SR 0.923187 0.932241 0.914329 907.0
macro avg 0.907291 0.908704 0.906012 4026.0
micro avg 0.915320 0.915320 0.915320 4026.0
weighted avg 0.915151 0.915125 0.915320 4026.0
The result of Model Number:Dataset Number:Featuregroup Number:Rescale of 90 : 0 : 5 :
0

f1-score precision recall support

AFIB 0.740876 0.820902 0.675202 204.0
GSVT 0.858833 0.844866 0.873406 300.0
SB 0.915893 0.911723 0.920102 892.0
SR 0.893763 0.882389 0.905446 681.0
macro avg 0.852341 0.864970 0.843539 2077.0
micro avg 0.884498 0.884498 0.884498 2077.0
weighted avg 0.883205 0.883528 0.884498 2077.0
The result of Model Number:Dataset Number:Featuregroup Number:Rescale of 90 : 0 : 5 :
1

f1-score precision recall support

AFIB 0.734031 0.735024 0.733181 875.0
GSVT 0.745464 0.745080 0.745875 691.0
SB 0.778560 0.775774 0.781368 1553.0
SR 0.759916 0.764175 0.755752 907.0
macro avg 0.754492 0.755013 0.754044 4026.0

micro avg 0.759032 0.759032 0.759032 4026.0
weighted avg 0.759001 0.759036 0.759032 4026.0
The result of Model Number:Dataset Number:Featuregroup Number:Rescale of 90 : 0 : 6 :
0

f1-score precision recall support
AFIB 0.631533 0.692318 0.580776 204.0
GSVT 0.734475 0.726928 0.742318 300.0
SB 0.778600 0.775572 0.781654 892.0
SR 0.760560 0.750043 0.771390 681.0
macro avg 0.726292 0.736215 0.719034 2077.0
micro avg 0.752877 0.752877 0.752877 2077.0
weighted avg 0.751867 0.751998 0.752877 2077.0

The result of Model Number:Dataset Number:Featuregroup Number:Rescale of 90 : 0 : 6 :
1

f1-score precision recall support
AFIB 0.682605 0.717871 0.650846 204.0
GSVT 0.715770 0.708774 0.722922 300.0
SB 0.728391 0.722531 0.734350 892.0
SR 0.719394 0.720269 0.718549 681.0
macro avg 0.711540 0.717361 0.706667 2077.0
micro avg 0.719317 0.719317 0.719317 2077.0
weighted avg 0.719121 0.719345 0.719317 2077.0

The result of Model Number:Dataset Number:Featuregroup Number:Rescale of 90 : 0 : 7 :
0

f1-score precision recall support
AFIB 0.800942 0.805027 0.796923 875.0
GSVT 0.811995 0.807770 0.816334 691.0
SB 0.851097 0.850337 0.851866 1553.0
SR 0.835426 0.836107 0.834780 907.0
macro avg 0.824865 0.824810 0.824976 4026.0
micro avg 0.829977 0.829977 0.829977 4026.0
weighted avg 0.829955 0.829978 0.829977 4026.0

The result of Model Number:Dataset Number:Featuregroup Number:Rescale of 90 : 0 : 7 :
1

f1-score precision recall support
AFIB 0.713828 0.796140 0.647035 204.0
GSVT 0.841676 0.827026 0.857033 300.0
SB 0.898650 0.894666 0.902678 892.0
SR 0.877795 0.865793 0.890162 681.0
macro avg 0.832987 0.845906 0.824227 2077.0
micro avg 0.866872 0.866872 0.866872 2077.0
weighted avg 0.865430 0.865752 0.866872 2077.0

The result of Model Number:Dataset Number:Featuregroup Number:Rescale of 90 : 0 : 8 :
0

f1-score precision recall support
AFIB 0.751215 0.698573 0.882159 875.0
GSVT 0.644264 0.601510 0.728727 691.0
SB 0.769854 0.763358 0.776478 1553.0
SR 0.742027 0.760013 0.725132 907.0
macro avg 0.726840 0.705864 0.778124 4026.0
micro avg 0.779683 0.779683 0.779683 4026.0
weighted avg 0.737978 0.720746 0.779683 4026.0
The result of Model Number:Dataset Number:Featuregroup Number:Rescale of 90 : 0 : 8 :
1

f1-score precision recall support
AFIB 0.712145 0.712272 0.712049 875.0
GSVT 0.719679 0.722110 0.717310 691.0
SB 0.755986 0.753379 0.758614 1553.0
SR 0.741630 0.744132 0.739173 907.0
macro avg 0.732360 0.732973 0.731786 4026.0
micro avg 0.737025 0.737025 0.737025 4026.0
weighted avg 0.736992 0.736995 0.737025 4026.0
The result of Model Number:Dataset Number:Featuregroup Number:Rescale of 90 : 0 : 9 :
0

f1-score precision recall support
AFIB 0.686262 0.694689 0.678144 204.0
GSVT 0.700084 0.697094 0.703117 300.0
SB 0.708559 0.706432 0.710702 892.0
SR 0.702595 0.704267 0.700953 681.0
macro avg 0.699375 0.700621 0.698229 2077.0
micro avg 0.703212 0.703212 0.703212 2077.0
weighted avg 0.703190 0.703220 0.703212 2077.0
The result of Model Number:Dataset Number:Featuregroup Number:Rescale of 90 : 0 : 9 :
1

f1-score precision recall support
AFIB 0.782590 0.782730 0.782485 875.0
GSVT 0.790870 0.793542 0.788266 691.0
SB 0.830768 0.827904 0.833656 1553.0
SR 0.814992 0.817741 0.812292 907.0
macro avg 0.804805 0.805479 0.804175 4026.0
micro avg 0.809931 0.809931 0.809931 4026.0
weighted avg 0.809895 0.809899 0.809931 4026.0
The result of Model Number:Dataset Number:Featuregroup Number:Rescale of 90 : 0 :
10 : 0

f1-score precision recall support
AFIB 0.778127 0.782215 0.774129 875.0
GSVT 0.791259 0.792728 0.789895 691.0
SB 0.838051 0.832100 0.844093 1553.0

SR 0.821983 0.827048 0.817000 907.0
macro avg 0.807355 0.808523 0.806279 4026.0
micro avg 0.813481 0.813481 0.813481 4026.0
weighted avg 0.813376 0.813362 0.813481 4026.0
The result of Model Number:Dataset Number:Featuregroup Number:Rescale of 90 : 0 :
10 : 1

f1-score precision recall support
AFIB 0.762724 0.753560 0.772141 875.0
GSVT 0.777394 0.783688 0.771204 691.0
SB 0.828641 0.825470 0.831841 1553.0
SR 0.809212 0.819559 0.799133 907.0
macro avg 0.794493 0.795569 0.793580 4026.0
micro avg 0.801090 0.801090 0.801090 4026.0
weighted avg 0.801142 0.801338 0.801090 4026.0

The result of Model Number:Dataset Number:Featuregroup Number:Rescale of 90 : 1 : 0 :
0

f1-score precision recall support
AFIB 0.872111 0.865441 0.879001 875.0
GSVT 0.892178 0.897057 0.887404 691.0
SB 0.944744 0.944083 0.945414 1553.0
SR 0.919650 0.924111 0.915280 907.0
macro avg 0.907171 0.907673 0.906775 4026.0
micro avg 0.914235 0.914235 0.914235 4026.0
weighted avg 0.914283 0.914420 0.914235 4026.0

The result of Model Number:Dataset Number:Featuregroup Number:Rescale of 90 : 1 : 0 :
1

f1-score precision recall support
AFIB 0.862862 0.856884 0.869097 875.0
GSVT 0.876173 0.879729 0.872788 691.0
SB 0.950650 0.940765 0.960750 1553.0
SR 0.902651 0.923654 0.882664 907.0
macro avg 0.898084 0.900258 0.896325 4026.0
micro avg 0.908141 0.908141 0.908141 4026.0
weighted avg 0.907974 0.908204 0.908141 4026.0

The result of Model Number:Dataset Number:Featuregroup Number:Rescale of 90 : 1 : 1 :
0

f1-score precision recall support
AFIB 0.781431 0.787609 0.775376 875.0
GSVT 0.801095 0.799401 0.802825 691.0
SB 0.853990 0.846442 0.861685 1553.0
SR 0.831256 0.839409 0.823280 907.0
macro avg 0.816943 0.818215 0.815792 4026.0
micro avg 0.824173 0.824173 0.824173 4026.0
weighted avg 0.824020 0.823997 0.824173 4026.0

The result of Model Number:Dataset Number:Featuregroup Number:Rescale of 90 : 1 : 1 : 1

	f1-score	precision	recall	support
AFIB	0.741659	0.740085	0.743274	875.0
GSVT	0.753246	0.749635	0.756955	691.0
SB	0.792788	0.783324	0.802486	1553.0
SR	0.755946	0.777363	0.735693	907.0
macro avg	0.760910	0.762602	0.759602	4026.0
micro avg	0.766755	0.766755	0.766755	4026.0
weighted avg	0.766589	0.766802	0.766755	4026.0

The result of Model Number:Dataset Number:Featuregroup Number:Rescale of 90 : 1 : 2 : 0

	f1-score	precision	recall	support
AFIB	0.664052	0.666476	0.661690	875.0
GSVT	0.675530	0.666733	0.684619	691.0
SB	0.712077	0.704234	0.720101	1553.0
SR	0.674844	0.693487	0.657215	907.0
macro avg	0.681626	0.682732	0.680906	4026.0
micro avg	0.687149	0.687149	0.687149	4026.0
weighted avg	0.686979	0.687170	0.687149	4026.0

The result of Model Number:Dataset Number:Featuregroup Number:Rescale of 90 : 1 : 2 : 1

	f1-score	precision	recall	support
AFIB	0.890250	0.910589	0.871026	204.0
GSVT	0.930693	0.924900	0.936583	300.0
SB	0.950793	0.947844	0.953774	892.0
SR	0.939905	0.940339	0.939496	681.0
macro avg	0.927910	0.930918	0.925220	2077.0
micro avg	0.938482	0.938482	0.938482	2077.0
weighted avg	0.938374	0.938410	0.938482	2077.0

The result of Model Number:Dataset Number:Featuregroup Number:Rescale of 90 : 1 : 3 : 0

	f1-score	precision	recall	support
AFIB	0.708550	0.723949	0.693985	204.0
GSVT	0.737798	0.733446	0.742223	300.0
SB	0.753649	0.751978	0.755337	892.0
SR	0.746094	0.745673	0.746534	681.0
macro avg	0.736523	0.738761	0.734520	2077.0
micro avg	0.744530	0.744530	0.744530	2077.0
weighted avg	0.744453	0.744481	0.744530	2077.0

The result of Model Number:Dataset Number:Featuregroup Number:Rescale of 90 : 1 : 3 : 1

	f1-score	precision	recall	support
AFIB	0.719683	0.713918	0.725625	875.0

GSVT 0.739558 0.740820 0.738387 691.0
SB 0.784048 0.781947 0.786168 1553.0
SR 0.762626 0.771504 0.753967 907.0
macro avg 0.751479 0.752047 0.751037 4026.0
micro avg 0.757554 0.757554 0.757554 4026.0
weighted avg 0.757597 0.757750 0.757554 4026.0
The result of Model Number:Dataset Number:Featuregroup Number:Rescale of 90 : 1 : 4 :
0

f1-score precision recall support
AFIB 0.696104 0.705322 0.687229 204.0
GSVT 0.717111 0.714523 0.719734 300.0
SB 0.726043 0.723783 0.728320 892.0
SR 0.718132 0.719515 0.716774 681.0
macro avg 0.714347 0.715786 0.713014 2077.0
micro avg 0.719258 0.719258 0.719258 2077.0
weighted avg 0.719218 0.719233 0.719258 2077.0
The result of Model Number:Dataset Number:Featuregroup Number:Rescale of 90 : 1 : 4 :
1

f1-score precision recall support
AFIB 0.802108 0.783414 0.821846 875.0
GSVT 0.769995 0.778459 0.761766 691.0
SB 0.810297 0.757973 0.870400 1553.0
SR 0.648516 0.778743 0.555951 907.0
macro avg 0.757729 0.774647 0.752491 4026.0
micro avg 0.770361 0.770361 0.770361 4026.0
weighted avg 0.765153 0.771698 0.770361 4026.0
The result of Model Number:Dataset Number:Featuregroup Number:Rescale of 90 : 1 : 5 :
0

f1-score precision recall support
AFIB 0.817443 0.794771 0.844020 875.0
GSVT 0.828114 0.862996 0.801039 691.0
SB 0.909712 0.909253 0.910184 1553.0
SR 0.886890 0.892440 0.881415 907.0
macro avg 0.860540 0.864865 0.859164 4026.0
micro avg 0.870590 0.870590 0.870590 4026.0
weighted avg 0.870512 0.872645 0.870590 4026.0
The result of Model Number:Dataset Number:Featuregroup Number:Rescale of 90 : 1 : 5 :
1

f1-score precision recall support
AFIB 0.836132 0.835720 0.836608 875.0
GSVT 0.854283 0.850079 0.858581 691.0
SB 0.893595 0.887753 0.899520 1553.0
SR 0.868157 0.882298 0.854485 907.0
macro avg 0.863041 0.863963 0.862298 4026.0

micro avg 0.868675 0.868675 0.868675 4026.0
weighted avg 0.868628 0.868749 0.868675 4026.0
The result of Model Number:Dataset Number:Featuregroup Number:Rescale of 90 : 1 : 6 :
0

	f1-score	precision	recall	support
AFIB	0.818840	0.796129	0.845463	875.0
GSVT	0.829530	0.864471	0.802408	691.0
SB	0.911268	0.910807	0.911740	1553.0
SR	0.888406	0.893966	0.882922	907.0
macro avg	0.862011	0.866343	0.860633	4026.0
micro avg	0.872078	0.872078	0.872078	4026.0
weighted avg	0.872001	0.874136	0.872078	4026.0

The result of Model Number:Dataset Number:Featuregroup Number:Rescale of 90 : 1 : 6 :
1

	f1-score	precision	recall	support
AFIB	0.731789	0.732612	0.731101	204.0
GSVT	0.748590	0.746919	0.750326	300.0
SB	0.764457	0.763437	0.765484	892.0
SR	0.758732	0.760643	0.756840	681.0
macro avg	0.750892	0.750903	0.750938	2077.0
micro avg	0.757083	0.757083	0.757083	2077.0
weighted avg	0.757079	0.757107	0.757083	2077.0

The result of Model Number:Dataset Number:Featuregroup Number:Rescale of 90 : 1 : 7 :
0

	f1-score	precision	recall	support
AFIB	0.745051	0.723585	0.817464	875.0
GSVT	0.821146	0.818523	0.823891	691.0
SB	0.693168	0.682953	0.703750	1553.0
SR	0.829986	0.846186	0.814499	907.0
macro avg	0.772338	0.767812	0.789901	4026.0
micro avg	0.774035	0.774035	0.774035	4026.0
weighted avg	0.757233	0.751826	0.774035	4026.0

The result of Model Number:Dataset Number:Featuregroup Number:Rescale of 90 : 1 : 7 :
1

	f1-score	precision	recall	support
AFIB	0.689721	0.765449	0.627793	204.0
GSVT	0.805342	0.795274	0.815827	300.0
SB	0.856845	0.852472	0.861263	892.0
SR	0.836772	0.825073	0.848811	681.0
macro avg	0.797170	0.809567	0.788423	2077.0
micro avg	0.827686	0.827686	0.827686	2077.0
weighted avg	0.826410	0.826680	0.827686	2077.0

The result of Model Number:Dataset Number:Featuregroup Number:Rescale of 90 : 1 : 8 :
0

f1-score precision recall support
AFIB 0.886594 0.909805 0.864942 204.0
GSVT 0.834224 0.858469 0.811764 300.0
SB 0.880284 0.849292 0.913641 892.0
SR 0.797870 0.823854 0.773636 681.0
macro avg 0.849743 0.860355 0.840996 2077.0
micro avg 0.848239 0.848239 0.848239 2077.0
weighted avg 0.847230 0.848220 0.848239 2077.0
The result of Model Number:Dataset Number:Featuregroup Number:Rescale of 90 : 1 : 8 :
1

f1-score precision recall support
AFIB 0.931502 0.942393 0.921039 204.0
GSVT 0.957127 0.952726 0.961595 300.0
SB 0.970679 0.967660 0.973723 892.0
SR 0.962319 0.965047 0.959648 681.0
macro avg 0.955407 0.956957 0.954001 2077.0
micro avg 0.962182 0.962182 0.962182 2077.0
weighted avg 0.962132 0.962165 0.962182 2077.0
The result of Model Number:Dataset Number:Featuregroup Number:Rescale of 90 : 1 : 9 :
0

f1-score precision recall support
AFIB 0.822624 0.865123 0.784349 204.0
GSVT 0.862591 0.854160 0.871210 300.0
SB 0.877801 0.870739 0.884983 892.0
SR 0.866958 0.868013 0.865941 681.0
macro avg 0.857494 0.864509 0.851621 2077.0
micro avg 0.866866 0.866866 0.866866 2077.0
weighted avg 0.866629 0.866899 0.866866 2077.0
The result of Model Number:Dataset Number:Featuregroup Number:Rescale of 90 : 1 : 9 :
1

f1-score precision recall support
AFIB 0.902749 0.910278 0.895654 204.0
GSVT 0.926597 0.922330 0.930923 300.0
SB 0.940570 0.937229 0.943942 892.0
SR 0.931883 0.936057 0.927795 681.0
macro avg 0.925450 0.926474 0.924578 2077.0
micro avg 0.932024 0.932024 0.932024 2077.0
weighted avg 0.931989 0.932046 0.932024 2077.0
The result of Model Number:Dataset Number:Featuregroup Number:Rescale of 90 : 1 :
10 : 0

f1-score precision recall support
AFIB 0.862877 0.869084 0.856759 875.0
GSVT 0.861502 0.856343 0.866736 691.0
SB 0.908758 0.898690 0.919057 1553.0

SR 0.872024 0.887581 0.857031 907.0
macro avg 0.876290 0.877925 0.874896 4026.0
micro avg 0.882564 0.882564 0.882564 4026.0
weighted avg 0.882400 0.882485 0.882564 4026.0
The result of Model Number:Dataset Number:Featuregroup Number:Rescale of 90 : 1 :
10 : 1

f1-score precision recall support
AFIB 0.833832 0.860084 0.809339 204.0
GSVT 0.792185 0.809106 0.776089 300.0
SB 0.817948 0.789326 0.848754 892.0
SR 0.746993 0.772240 0.723399 681.0
macro avg 0.797740 0.807689 0.789395 2077.0
micro avg 0.793286 0.793286 0.793286 2077.0
weighted avg 0.792523 0.793531 0.793286 2077.0

The result of Model Number:Dataset Number:Featuregroup Number:Rescale of 91 : 0 : 0 :
0

f1-score precision recall support
AFIB 0.839192 0.843781 0.834681 875.0
GSVT 0.835193 0.828151 0.842440 691.0
SB 0.878414 0.870095 0.886897 1553.0
SR 0.845722 0.861498 0.830525 907.0
macro avg 0.849630 0.850882 0.848636 4026.0
micro avg 0.855218 0.855218 0.855218 4026.0
weighted avg 0.855107 0.855240 0.855218 4026.0

The result of Model Number:Dataset Number:Featuregroup Number:Rescale of 91 : 0 : 0 :
1

f1-score precision recall support
AFIB 0.718843 0.746216 0.693564 204.0
GSVT 0.741745 0.734269 0.749408 300.0
SB 0.756592 0.752825 0.760407 892.0
SR 0.747453 0.747923 0.747008 681.0
macro avg 0.741158 0.745309 0.737596 2077.0
micro avg 0.747860 0.747860 0.747860 2077.0
weighted avg 0.747743 0.747889 0.747860 2077.0

The result of Model Number:Dataset Number:Featuregroup Number:Rescale of 91 : 0 : 1 :
0

f1-score precision recall support
AFIB 0.697385 0.696033 0.698833 875.0
GSVT 0.710480 0.698049 0.723430 691.0
SB 0.761125 0.750326 0.772248 1553.0
SR 0.720986 0.753127 0.691508 907.0
macro avg 0.722494 0.724384 0.721505 4026.0
micro avg 0.729724 0.729724 0.729724 4026.0
weighted avg 0.729537 0.730185 0.729724 4026.0

The result of Model Number:Dataset Number:Featuregroup Number:Rescale of 91 : 0 : 1 : 1

	f1-score	precision	recall	support
AFIB	0.675340	0.707674	0.645992	204.0
GSVT	0.711315	0.703701	0.719123	300.0
SB	0.726424	0.722411	0.730492	892.0
SR	0.718218	0.717596	0.718854	681.0
macro avg	0.707825	0.712845	0.703615	2077.0
micro avg	0.716735	0.716735	0.716735	2077.0
weighted avg	0.716534	0.716682	0.716735	2077.0

The result of Model Number:Dataset Number:Featuregroup Number:Rescale of 91 : 0 : 2 : 0

	f1-score	precision	recall	support
AFIB	0.663065	0.685085	0.642669	204.0
GSVT	0.688229	0.682707	0.693944	300.0
SB	0.703434	0.700544	0.706351	892.0
SR	0.696865	0.696763	0.696967	681.0
macro avg	0.687898	0.691275	0.684983	2077.0
micro avg	0.695227	0.695227	0.695227	2077.0
weighted avg	0.695119	0.695210	0.695227	2077.0

The result of Model Number:Dataset Number:Featuregroup Number:Rescale of 91 : 0 : 2 : 1

	f1-score	precision	recall	support
AFIB	0.864102	0.866248	0.862025	875.0
GSVT	0.878983	0.881624	0.876469	691.0
SB	0.932443	0.926113	0.938865	1553.0
SR	0.914699	0.921489	0.908043	907.0
macro avg	0.897557	0.898869	0.896350	4026.0
micro avg	0.904512	0.904512	0.904512	4026.0
weighted avg	0.904417	0.904425	0.904512	4026.0

The result of Model Number:Dataset Number:Featuregroup Number:Rescale of 91 : 0 : 3 : 0

	f1-score	precision	recall	support
AFIB	0.703581	0.685098	0.747627	875.0
GSVT	0.676839	0.640636	0.771582	691.0
SB	0.641340	0.637286	0.645464	1553.0
SR	0.622960	0.633693	0.612758	907.0
macro avg	0.661180	0.649178	0.694358	4026.0
micro avg	0.681946	0.681946	0.681946	4026.0
weighted avg	0.656819	0.647443	0.681946	4026.0

The result of Model Number:Dataset Number:Featuregroup Number:Rescale of 91 : 0 : 3 : 1

	f1-score	precision	recall	support
AFIB	0.747317	0.735596	0.759498	875.0

GSVT 0.720089 0.740732 0.700648 691.0
SB 0.756694 0.718336 0.799422 1553.0
SR 0.614809 0.684158 0.558322 907.0
macro avg 0.709727 0.719706 0.704473 4026.0
micro avg 0.719476 0.719476 0.719476 4026.0
weighted avg 0.716409 0.718232 0.719476 4026.0
The result of Model Number:Dataset Number:Featuregroup Number:Rescale of 91 : 0 : 4 :
0

f1-score precision recall support

AFIB 0.728268 0.734782 0.721958 875.0
GSVT 0.742177 0.728064 0.756989 691.0
SB 0.787759 0.780934 0.794706 1553.0
SR 0.755403 0.772772 0.738832 907.0
macro avg 0.753401 0.754138 0.753121 4026.0
micro avg 0.759834 0.759834 0.759834 4026.0
weighted avg 0.759716 0.759991 0.759834 4026.0
The result of Model Number:Dataset Number:Featuregroup Number:Rescale of 91 : 0 : 4 :
1

f1-score precision recall support

AFIB 0.827250 0.836055 0.819086 204.0
GSVT 0.851561 0.845887 0.857561 300.0
SB 0.869556 0.868779 0.870336 892.0
SR 0.862224 0.863375 0.861083 681.0
macro avg 0.852648 0.853524 0.852016 2077.0
micro avg 0.860423 0.860423 0.860423 2077.0
weighted avg 0.860398 0.860487 0.860423 2077.0
The result of Model Number:Dataset Number:Featuregroup Number:Rescale of 91 : 0 : 5 :
0

f1-score precision recall support

AFIB 0.687194 0.756989 0.629843 204.0
GSVT 0.634620 0.678504 0.596364 300.0
SB 0.690913 0.645571 0.743116 892.0
SR 0.597996 0.629431 0.569717 681.0
macro avg 0.652681 0.677624 0.634760 2077.0
micro avg 0.653940 0.653940 0.653940 2077.0
weighted avg 0.651952 0.655979 0.653940 2077.0
The result of Model Number:Dataset Number:Featuregroup Number:Rescale of 91 : 0 : 5 :
1

f1-score precision recall support

AFIB 0.607780 0.565190 0.713722 875.0
GSVT 0.521250 0.486659 0.589586 691.0
SB 0.622860 0.617605 0.628219 1553.0
SR 0.600347 0.614898 0.586677 907.0
macro avg 0.588059 0.571088 0.629551 4026.0

micro avg 0.630813 0.630813 0.630813 4026.0
weighted avg 0.597071 0.583129 0.630813 4026.0
The result of Model Number:Dataset Number:Featuregroup Number:Rescale of 91 : 0 : 6 :
0

	f1-score	precision	recall	support
AFIB	0.724024	0.797071	0.663665	204.0
GSVT	0.853836	0.842050	0.866092	300.0
SB	0.906608	0.903583	0.909657	892.0
SR	0.883391	0.871169	0.895972	681.0
macro avg	0.841965	0.853468	0.833847	2077.0
micro avg	0.874716	0.874716	0.874716	2077.0
weighted avg	0.873440	0.873606	0.874716	2077.0

The result of Model Number:Dataset Number:Featuregroup Number:Rescale of 91 : 0 : 6 :
1

	f1-score	precision	recall	support
AFIB	0.683884	0.691484	0.676801	204.0
GSVT	0.705068	0.701054	0.709333	300.0
SB	0.719094	0.718131	0.720062	892.0
SR	0.712977	0.713932	0.712034	681.0
macro avg	0.705256	0.706150	0.704557	2077.0
micro avg	0.711631	0.711631	0.711631	2077.0
weighted avg	0.711604	0.711670	0.711631	2077.0

The result of Model Number:Dataset Number:Featuregroup Number:Rescale of 91 : 0 : 7 :
0

	f1-score	precision	recall	support
AFIB	0.890440	0.892483	0.888503	875.0
GSVT	0.893544	0.891025	0.896108	691.0
SB	0.937761	0.929995	0.945670	1553.0
SR	0.909628	0.923279	0.896413	907.0
macro avg	0.907843	0.909196	0.906673	4026.0
micro avg	0.913642	0.913642	0.913642	4026.0
weighted avg	0.913549	0.913641	0.913642	4026.0

The result of Model Number:Dataset Number:Featuregroup Number:Rescale of 91 : 0 : 7 :
1

	f1-score	precision	recall	support
AFIB	0.799233	0.803425	0.795132	875.0
GSVT	0.815945	0.814479	0.817474	691.0
SB	0.885976	0.879182	0.892879	1553.0
SR	0.854718	0.863273	0.846336	907.0
macro avg	0.838968	0.840090	0.837955	4026.0
micro avg	0.848207	0.848207	0.848207	4026.0
weighted avg	0.848062	0.848028	0.848207	4026.0

The result of Model Number:Dataset Number:Featuregroup Number:Rescale of 91 : 0 : 8 :
0

f1-score precision recall support
AFIB 0.821546 0.838608 0.805352 875.0
GSVT 0.801170 0.773344 0.866569 691.0
SB 0.944305 0.940046 0.948617 1553.0
SR 0.717905 0.706314 0.729947 907.0
macro avg 0.821231 0.814578 0.837621 4026.0
micro avg 0.854135 0.854135 0.854135 4026.0
weighted avg 0.842053 0.836732 0.854135 4026.0
The result of Model Number:Dataset Number:Featuregroup Number:Rescale of 91 : 0 : 8 :
1

f1-score precision recall support
AFIB 0.684767 0.691083 0.678731 204.0
GSVT 0.709801 0.709827 0.709795 300.0
SB 0.724667 0.723379 0.725965 892.0
SR 0.716976 0.716784 0.717185 681.0
macro avg 0.709053 0.710268 0.707919 2077.0
micro avg 0.716111 0.716111 0.716111 2077.0
weighted avg 0.716079 0.716087 0.716111 2077.0
The result of Model Number:Dataset Number:Featuregroup Number:Rescale of 91 : 0 : 9 :
0

f1-score precision recall support
AFIB 0.912996 0.922727 0.903616 204.0
GSVT 0.929786 0.924685 0.935046 300.0
SB 0.951248 0.949663 0.952845 892.0
SR 0.943319 0.944855 0.941799 681.0
macro avg 0.934337 0.935483 0.933327 2077.0
micro avg 0.941817 0.941817 0.941817 2077.0
weighted avg 0.941791 0.941833 0.941817 2077.0
The result of Model Number:Dataset Number:Featuregroup Number:Rescale of 91 : 0 : 9 :
1

f1-score precision recall support
AFIB 0.720200 0.799275 0.655536 204.0
GSVT 0.840931 0.830418 0.851879 300.0
SB 0.894709 0.890144 0.899322 892.0
SR 0.873749 0.861534 0.886320 681.0
macro avg 0.832397 0.845342 0.823264 2077.0
micro avg 0.864262 0.864262 0.864262 2077.0
weighted avg 0.862929 0.863211 0.864262 2077.0
The result of Model Number:Dataset Number:Featuregroup Number:Rescale of 91 : 0 :
10 : 0

f1-score precision recall support
AFIB 0.719449 0.721236 0.717719 875.0
GSVT 0.731839 0.734037 0.729746 691.0
SB 0.776349 0.771079 0.781696 1553.0

SR 0.761576 0.767229 0.756034 907.0
macro avg 0.747303 0.748396 0.746299 4026.0
micro avg 0.753094 0.753094 0.753094 4026.0
weighted avg 0.753015 0.753022 0.753094 4026.0
The result of Model Number:Dataset Number:Featuregroup Number:Rescale of 91 : 0 :

10 : 1

f1-score precision recall support

AFIB 0.885403 0.894456 0.876606 875.0
GSVT 0.885137 0.871463 0.899351 691.0
SB 0.933701 0.928126 0.939352 1553.0
SR 0.908988 0.921154 0.897166 907.0
macro avg 0.903307 0.903800 0.903119 4026.0
micro avg 0.909346 0.909346 0.909346 4026.0
weighted avg 0.909302 0.909512 0.909346 4026.0

The result of Model Number:Dataset Number:Featuregroup Number:Rescale of 91 : 1 : 0 :
0

f1-score precision recall support

AFIB 0.826439 0.843604 0.810149 875.0
GSVT 0.805942 0.777950 0.871731 691.0
SB 0.949929 0.945646 0.954268 1553.0
SR 0.722181 0.710522 0.734295 907.0
macro avg 0.826123 0.819430 0.842611 4026.0
micro avg 0.859222 0.859222 0.859222 4026.0
weighted avg 0.847069 0.841716 0.859222 4026.0

The result of Model Number:Dataset Number:Featuregroup Number:Rescale of 91 : 1 : 0 :
1

f1-score precision recall support

AFIB 0.763228 0.762000 0.764772 875.0
GSVT 0.781024 0.776952 0.785183 691.0
SB 0.816601 0.809682 0.823645 1553.0
SR 0.785428 0.802889 0.768975 907.0
macro avg 0.786570 0.787881 0.785643 4026.0
micro avg 0.791932 0.791932 0.791932 4026.0
weighted avg 0.791872 0.792171 0.791932 4026.0

The result of Model Number:Dataset Number:Featuregroup Number:Rescale of 91 : 1 : 1 :
0

f1-score precision recall support

AFIB 0.782640 0.823074 0.746226 204.0
GSVT 0.820665 0.812643 0.828865 300.0
SB 0.835135 0.828417 0.841968 892.0
SR 0.824820 0.825824 0.823852 681.0
macro avg 0.815815 0.822489 0.810228 2077.0
micro avg 0.824732 0.824732 0.824732 2077.0
weighted avg 0.824507 0.824763 0.824732 2077.0

The result of Model Number:Dataset Number:Featuregroup Number:Rescale of 91 : 1 : 1 : 1

	f1-score	precision	recall	support
AFIB	0.878632	0.897137	0.861013	204.0
GSVT	0.905949	0.897673	0.914401	300.0
SB	0.920745	0.918693	0.922810	892.0
SR	0.909803	0.910754	0.908864	681.0
macro avg	0.903782	0.906064	0.901772	2077.0
micro avg	0.910953	0.910953	0.910953	2077.0
weighted avg	0.910884	0.910936	0.910953	2077.0

The result of Model Number:Dataset Number:Featuregroup Number:Rescale of 91 : 1 : 2 : 0

	f1-score	precision	recall	support
AFIB	0.895164	0.929251	0.863684	204.0
GSVT	0.923683	0.914374	0.933226	300.0
SB	0.942172	0.937481	0.946922	892.0
SR	0.930791	0.931377	0.930237	681.0
macro avg	0.922952	0.928121	0.918517	2077.0
micro avg	0.931298	0.931298	0.931298	2077.0
weighted avg	0.931153	0.931334	0.931298	2077.0

The result of Model Number:Dataset Number:Featuregroup Number:Rescale of 91 : 1 : 2 : 1

	f1-score	precision	recall	support
AFIB	0.836016	0.853552	0.819209	204.0
GSVT	0.855410	0.850348	0.860540	300.0
SB	0.876264	0.874212	0.878326	892.0
SR	0.868862	0.868613	0.869120	681.0
macro avg	0.859138	0.861681	0.856799	2077.0
micro avg	0.866932	0.866932	0.866932	2077.0
weighted avg	0.866872	0.866900	0.866932	2077.0

The result of Model Number:Dataset Number:Featuregroup Number:Rescale of 91 : 1 : 3 : 0

	f1-score	precision	recall	support
AFIB	0.766916	0.845745	0.702000	204.0
GSVT	0.912608	0.900274	0.925374	300.0
SB	0.971862	0.967975	0.975784	892.0
SR	0.945484	0.932703	0.958661	681.0
macro avg	0.899217	0.911675	0.890455	2077.0
micro avg	0.935998	0.935998	0.935998	2077.0
weighted avg	0.934525	0.934627	0.935998	2077.0

The result of Model Number:Dataset Number:Featuregroup Number:Rescale of 91 : 1 : 3 : 1

	f1-score	precision	recall	support
AFIB	0.584300	0.574945	0.657456	204.0

GSVT 0.684061 0.676123 0.692436 300.0
SB 0.706966 0.704296 0.709660 892.0
SR 0.554698 0.557566 0.551954 681.0
macro avg 0.632506 0.628233 0.652876 2077.0
micro avg 0.650337 0.650337 0.650337 2077.0
weighted avg 0.641684 0.639413 0.650337 2077.0
The result of Model Number:Dataset Number:Featuregroup Number:Rescale of 91 : 1 : 4 :
0

f1-score precision recall support
AFIB 0.841969 0.882787 0.804852 204.0
GSVT 0.877035 0.865575 0.888980 300.0
SB 0.900656 0.893807 0.907624 892.0
SR 0.875579 0.878195 0.873017 681.0
macro avg 0.873810 0.880091 0.868618 2077.0
micro avg 0.883490 0.883490 0.883490 2077.0
weighted avg 0.883258 0.883528 0.883490 2077.0
The result of Model Number:Dataset Number:Featuregroup Number:Rescale of 91 : 1 : 4 :
1

f1-score precision recall support
AFIB 0.801979 0.784842 0.819929 875.0
GSVT 0.830500 0.843200 0.818252 691.0
SB 0.885312 0.885429 0.885198 1553.0
SR 0.862504 0.871436 0.853756 907.0
macro avg 0.845074 0.846227 0.844284 4026.0
micro avg 0.852439 0.852439 0.852439 4026.0
weighted avg 0.852655 0.853167 0.852439 4026.0
The result of Model Number:Dataset Number:Featuregroup Number:Rescale of 91 : 1 : 5 :
0

f1-score precision recall support
AFIB 0.786888 0.788946 0.784995 204.0
GSVT 0.804642 0.801527 0.807849 300.0
SB 0.822688 0.821590 0.823793 892.0
SR 0.816099 0.818392 0.813822 681.0
macro avg 0.807579 0.807614 0.807615 2077.0
micro avg 0.814410 0.814410 0.814410 2077.0
weighted avg 0.814405 0.814437 0.814410 2077.0
The result of Model Number:Dataset Number:Featuregroup Number:Rescale of 91 : 1 : 5 :
1

f1-score precision recall support
AFIB 0.887820 0.886001 0.890289 875.0
GSVT 0.899930 0.890484 0.909742 691.0
SB 0.949124 0.936309 0.962481 1553.0
SR 0.902940 0.937374 0.871152 907.0
macro avg 0.909953 0.912542 0.908416 4026.0

micro avg 0.917164 0.917164 0.917164 4026.0
weighted avg 0.916952 0.917750 0.917164 4026.0
The result of Model Number:Dataset Number:Featuregroup Number:Rescale of 91 : 1 : 6 :
0

	f1-score	precision	recall	support
AFIB	0.673311	0.647570	0.715664	875.0
GSVT	0.697664	0.673586	0.730323	691.0
SB	0.777327	0.763606	0.792404	1553.0
SR	0.658378	0.791662	0.568421	907.0
macro avg	0.701670	0.719106	0.701703	4026.0
micro avg	0.714610	0.714610	0.714610	4026.0
weighted avg	0.714250	0.729257	0.714610	4026.0

The result of Model Number:Dataset Number:Featuregroup Number:Rescale of 91 : 1 : 6 :
1

	f1-score	precision	recall	support
AFIB	0.708205	0.694967	0.722034	875.0
GSVT	0.733013	0.744585	0.721886	691.0
SB	0.779528	0.778135	0.780933	1553.0
SR	0.759714	0.767762	0.751837	907.0
macro avg	0.745115	0.746362	0.744172	4026.0
micro avg	0.751442	0.751442	0.751442	4026.0
weighted avg	0.751579	0.751964	0.751442	4026.0

The result of Model Number:Dataset Number:Featuregroup Number:Rescale of 91 : 1 : 7 :
0

	f1-score	precision	recall	support
AFIB	0.798566	0.820580	0.777862	204.0
GSVT	0.819818	0.804642	0.835656	300.0
SB	0.833114	0.825326	0.841053	892.0
SR	0.812173	0.823207	0.801445	681.0
macro avg	0.815918	0.818439	0.814004	2077.0
micro avg	0.821080	0.821080	0.821080	2077.0
weighted avg	0.820934	0.821177	0.821080	2077.0

The result of Model Number:Dataset Number:Featuregroup Number:Rescale of 91 : 1 : 7 :
1

	f1-score	precision	recall	support
AFIB	0.775090	0.774842	0.775378	875.0
GSVT	0.786641	0.776530	0.797112	691.0
SB	0.832062	0.830252	0.833883	1553.0
SR	0.809040	0.820900	0.797532	907.0
macro avg	0.800708	0.800631	0.800976	4026.0
micro avg	0.806667	0.806667	0.806667	4026.0
weighted avg	0.806698	0.806882	0.806667	4026.0

The result of Model Number:Dataset Number:Featuregroup Number:Rescale of 91 : 1 : 8 :
0

f1-score precision recall support
AFIB 0.803891 0.810596 0.797573 204.0
GSVT 0.825128 0.821328 0.828980 300.0
SB 0.837571 0.834596 0.840573 892.0
SR 0.829836 0.833552 0.826195 681.0
macro avg 0.824107 0.825018 0.823330 2077.0
micro avg 0.829961 0.829961 0.829961 2077.0
weighted avg 0.829930 0.829980 0.829961 2077.0
The result of Model Number:Dataset Number:Featuregroup Number:Rescale of 91 : 1 : 8 :
1

f1-score precision recall support
AFIB 0.842753 0.844478 0.841127 204.0
GSVT 0.861289 0.857942 0.864724 300.0
SB 0.880410 0.879235 0.881592 892.0
SR 0.873943 0.876526 0.871377 681.0
macro avg 0.864599 0.864545 0.864705 2077.0
micro avg 0.871832 0.871832 0.871832 2077.0
weighted avg 0.871829 0.871857 0.871832 2077.0
The result of Model Number:Dataset Number:Featuregroup Number:Rescale of 91 : 1 : 9 :
0

f1-score precision recall support
AFIB 0.657785 0.690651 0.628236 204.0
GSVT 0.677616 0.665058 0.690893 300.0
SB 0.693123 0.686136 0.700268 892.0
SR 0.673900 0.679920 0.668047 681.0
macro avg 0.675606 0.680441 0.671861 2077.0
micro avg 0.681275 0.681275 0.681275 2077.0
weighted avg 0.681110 0.681497 0.681275 2077.0
The result of Model Number:Dataset Number:Featuregroup Number:Rescale of 91 : 1 : 9 :
1

f1-score precision recall support
AFIB 0.768426 0.767723 0.769223 875.0
GSVT 0.784177 0.782656 0.785786 691.0
SB 0.832114 0.830260 0.833988 1553.0
SR 0.809402 0.814682 0.804219 907.0
macro avg 0.798530 0.798830 0.798304 4026.0
micro avg 0.804933 0.804933 0.804933 4026.0
weighted avg 0.804928 0.804988 0.804933 4026.0
The result of Model Number:Dataset Number:Featuregroup Number:Rescale of 91 : 1 :
10 : 0

f1-score precision recall support
AFIB 0.821509 0.904945 0.752948 204.0
GSVT 0.758659 0.811120 0.712926 300.0
SB 0.825954 0.771750 0.888361 892.0

SR 0.714877 0.752455 0.681070 681.0
macro avg 0.780250 0.810067 0.758826 2077.0
micro avg 0.781755 0.781755 0.781755 2077.0
weighted avg 0.779378 0.784192 0.781755 2077.0
The result of Model Number:Dataset Number:Featuregroup Number:Rescale of 91 : 1 :
10 : 1

f1-score precision recall support
AFIB 0.787004 0.830140 0.748652 204.0
GSVT 0.749395 0.775669 0.724935 300.0
SB 0.770826 0.741096 0.803054 892.0
SR 0.686056 0.704669 0.668440 681.0
macro avg 0.748320 0.762893 0.736270 2077.0
micro avg 0.742290 0.742290 0.742290 2077.0
weighted avg 0.741525 0.742892 0.742290 2077.0

The result of Model Number:Dataset Number:Featuregroup Number:Rescale of 92 : 0 : 0 :
0

f1-score precision recall support
AFIB 0.732529 0.806928 0.671394 204.0
GSVT 0.676486 0.723266 0.635707 300.0
SB 0.736493 0.688159 0.792140 892.0
SR 0.637446 0.670954 0.607301 681.0
macro avg 0.695739 0.722327 0.676635 2077.0
micro avg 0.697081 0.697081 0.697081 2077.0
weighted avg 0.694961 0.699254 0.697081 2077.0

The result of Model Number:Dataset Number:Featuregroup Number:Rescale of 92 : 0 : 0 :
1

f1-score precision recall support
AFIB 0.766896 0.800110 0.736547 204.0
GSVT 0.716915 0.723605 0.710707 300.0
SB 0.743134 0.706598 0.783707 892.0
SR 0.662334 0.704132 0.625434 681.0
macro avg 0.722320 0.733612 0.714099 2077.0
micro avg 0.716637 0.716637 0.716637 2077.0
weighted avg 0.715188 0.717431 0.716637 2077.0

The result of Model Number:Dataset Number:Featuregroup Number:Rescale of 92 : 0 : 1 :
0

f1-score precision recall support
AFIB 0.679347 0.680719 0.677996 204.0
GSVT 0.698247 0.696171 0.700339 300.0
SB 0.709817 0.709184 0.710453 892.0
SR 0.703716 0.705067 0.702379 681.0
macro avg 0.697782 0.697786 0.697792 2077.0
micro avg 0.703157 0.703157 0.703157 2077.0
weighted avg 0.703153 0.703159 0.703157 2077.0

The result of Model Number:Dataset Number:Featuregroup Number:Rescale of 92 : 0 : 1 :
1

	f1-score	precision	recall	support
AFIB	0.796374	0.806602	0.786441	875.0
GSVT	0.805184	0.798673	0.811932	691.0
SB	0.861317	0.858727	0.863924	1553.0
SR	0.839989	0.839635	0.840353	907.0
macro avg	0.825716	0.825909	0.825662	4026.0
micro avg	0.832850	0.832850	0.832850	4026.0
weighted avg	0.832763	0.832790	0.832850	4026.0

The result of Model Number:Dataset Number:Featuregroup Number:Rescale of 92 : 0 : 2 :
0

	f1-score	precision	recall	support
AFIB	0.877130	0.886098	0.868415	875.0
GSVT	0.876867	0.863320	0.890948	691.0
SB	0.924977	0.919454	0.930575	1553.0
SR	0.900494	0.912547	0.888783	907.0
macro avg	0.894867	0.895355	0.894680	4026.0
micro avg	0.900849	0.900849	0.900849	4026.0
weighted avg	0.900805	0.901014	0.900849	4026.0

The result of Model Number:Dataset Number:Featuregroup Number:Rescale of 92 : 0 : 2 :
1

	f1-score	precision	recall	support
AFIB	0.675379	0.666413	0.684642	875.0
GSVT	0.689087	0.695620	0.682706	691.0
SB	0.733288	0.731553	0.735034	1553.0
SR	0.713395	0.720896	0.706078	907.0
macro avg	0.702787	0.703621	0.702115	4026.0
micro avg	0.708577	0.708577	0.708577	4026.0
weighted avg	0.708634	0.708828	0.708577	4026.0

The result of Model Number:Dataset Number:Featuregroup Number:Rescale of 92 : 0 : 3 :
0

	f1-score	precision	recall	support
AFIB	0.794722	0.825603	0.766124	875.0
GSVT	0.854351	0.848042	0.860868	691.0
SB	0.938866	0.934029	0.943761	1553.0
SR	0.883559	0.866710	0.901171	907.0
macro avg	0.867875	0.868596	0.867981	4026.0
micro avg	0.881332	0.881332	0.881332	4026.0
weighted avg	0.880573	0.880540	0.881332	4026.0

The result of Model Number:Dataset Number:Featuregroup Number:Rescale of 92 : 0 : 3 :
1

	f1-score	precision	recall	support
AFIB	0.899982	0.917321	0.883712	204.0

GSVT 0.916882 0.901984 0.932447 300.0
SB 0.932189 0.921072 0.943581 892.0
SR 0.914848 0.932001 0.898332 681.0
macro avg 0.915976 0.918094 0.914518 2077.0
micro avg 0.921256 0.921256 0.921256 2077.0
weighted avg 0.921129 0.921530 0.921256 2077.0
The result of Model Number:Dataset Number:Featuregroup Number:Rescale of 92 : 0 : 4 :
0

f1-score precision recall support
AFIB 0.741125 0.759608 0.723576 875.0
GSVT 0.788427 0.791449 0.785464 691.0
SB 0.853800 0.849666 0.857977 1553.0
SR 0.809023 0.795538 0.823025 907.0
macro avg 0.798094 0.799066 0.797510 4026.0
micro avg 0.808447 0.808447 0.808447 4026.0
weighted avg 0.808004 0.807907 0.808447 4026.0
The result of Model Number:Dataset Number:Featuregroup Number:Rescale of 92 : 0 : 4 :
1

f1-score precision recall support
AFIB 0.815961 0.831911 0.800755 204.0
GSVT 0.838382 0.832342 0.844539 300.0
SB 0.853387 0.850066 0.856735 892.0
SR 0.844059 0.846447 0.841702 681.0
macro avg 0.837947 0.840191 0.835933 2077.0
micro avg 0.844546 0.844546 0.844546 2077.0
weighted avg 0.844485 0.844536 0.844546 2077.0
The result of Model Number:Dataset Number:Featuregroup Number:Rescale of 92 : 0 : 5 :
0

f1-score precision recall support
AFIB 0.640454 0.631952 0.649238 875.0
GSVT 0.653454 0.659648 0.647403 691.0
SB 0.695368 0.693723 0.697024 1553.0
SR 0.676504 0.683617 0.669565 907.0
macro avg 0.666445 0.667235 0.665808 4026.0
micro avg 0.671936 0.671936 0.671936 4026.0
weighted avg 0.671990 0.672173 0.671936 4026.0
The result of Model Number:Dataset Number:Featuregroup Number:Rescale of 92 : 0 : 5 :
1

f1-score precision recall support
AFIB 0.702512 0.724150 0.682271 204.0
GSVT 0.720435 0.711615 0.729554 300.0
SB 0.740003 0.735606 0.744477 892.0
SR 0.727529 0.731118 0.724004 681.0
macro avg 0.722620 0.725622 0.720077 2077.0

micro avg 0.729499 0.729499 0.729499 2077.0
weighted avg 0.729404 0.729544 0.729499 2077.0
The result of Model Number:Dataset Number:Featuregroup Number:Rescale of 92 : 0 : 6 :
0

	f1-score	precision	recall	support
AFIB	0.678730	0.678392	0.679099	875.0
GSVT	0.687173	0.691770	0.682691	691.0
SB	0.728497	0.726823	0.730183	1553.0
SR	0.707397	0.707229	0.707687	907.0
macro avg	0.700449	0.701054	0.699915	4026.0
micro avg	0.705861	0.705861	0.705861	4026.0
weighted avg	0.705835	0.705867	0.705861	4026.0

The result of Model Number:Dataset Number:Featuregroup Number:Rescale of 92 : 0 : 6 :
1

	f1-score	precision	recall	support
AFIB	0.842662	0.847692	0.837714	204.0
GSVT	0.863367	0.859659	0.867107	300.0
SB	0.878153	0.876881	0.879432	892.0
SR	0.870124	0.871921	0.868337	681.0
macro avg	0.863576	0.864038	0.863148	2077.0
micro avg	0.869916	0.869916	0.869916	2077.0
weighted avg	0.869899	0.869900	0.869916	2077.0

The result of Model Number:Dataset Number:Featuregroup Number:Rescale of 92 : 0 : 7 :
0

	f1-score	precision	recall	support
AFIB	0.759769	0.791738	0.730349	204.0
GSVT	0.785260	0.773240	0.797778	300.0
SB	0.804200	0.798432	0.810061	892.0
SR	0.783328	0.787311	0.779414	681.0
macro avg	0.783139	0.787680	0.779401	2077.0
micro avg	0.790409	0.790409	0.790409	2077.0
weighted avg	0.790257	0.790490	0.790409	2077.0

The result of Model Number:Dataset Number:Featuregroup Number:Rescale of 92 : 0 : 7 :
1

	f1-score	precision	recall	support
AFIB	0.816194	0.860593	0.776360	204.0
GSVT	0.856853	0.843894	0.870251	300.0
SB	0.877215	0.871509	0.883010	892.0
SR	0.866393	0.867174	0.865634	681.0
macro avg	0.854164	0.860792	0.848814	2077.0
micro avg	0.864995	0.864995	0.864995	2077.0
weighted avg	0.864732	0.865027	0.864995	2077.0

The result of Model Number:Dataset Number:Featuregroup Number:Rescale of 92 : 0 : 8 :
0

f1-score precision recall support
AFIB 0.773038 0.780085 0.766218 204.0
GSVT 0.793211 0.790614 0.795850 300.0
SB 0.807712 0.807173 0.808254 892.0
SR 0.800608 0.800378 0.800850 681.0
macro avg 0.793642 0.794563 0.792793 2077.0
micro avg 0.799906 0.799906 0.799906 2077.0
weighted avg 0.799883 0.799893 0.799906 2077.0
The result of Model Number:Dataset Number:Featuregroup Number:Rescale of 92 : 0 : 8 :
1

f1-score precision recall support
AFIB 0.771679 0.765737 0.777772 875.0
GSVT 0.781698 0.785327 0.778272 691.0
SB 0.837698 0.833241 0.842220 1553.0
SR 0.813017 0.824447 0.801988 907.0
macro avg 0.801023 0.802188 0.800063 4026.0
micro avg 0.808174 0.808174 0.808174 4026.0
weighted avg 0.808177 0.808365 0.808174 4026.0
The result of Model Number:Dataset Number:Featuregroup Number:Rescale of 92 : 0 : 9 :
0

f1-score precision recall support
AFIB 0.866218 0.859549 0.873058 875.0
GSVT 0.877465 0.881539 0.873620 691.0
SB 0.940326 0.935323 0.945402 1553.0
SR 0.912621 0.925451 0.900241 907.0
macro avg 0.899157 0.900465 0.898080 4026.0
micro avg 0.907184 0.907184 0.907184 4026.0
weighted avg 0.907189 0.907399 0.907184 4026.0
The result of Model Number:Dataset Number:Featuregroup Number:Rescale of 92 : 0 : 9 :
1

f1-score precision recall support
AFIB 0.760994 0.754190 0.767955 875.0
GSVT 0.773212 0.776271 0.770205 691.0
SB 0.824409 0.822880 0.825949 1553.0
SR 0.803519 0.810947 0.796256 907.0
macro avg 0.790534 0.791072 0.790091 4026.0
micro avg 0.797087 0.797087 0.797087 4026.0
weighted avg 0.797133 0.797263 0.797087 4026.0
The result of Model Number:Dataset Number:Featuregroup Number:Rescale of 92 : 0 :
10 : 0

f1-score precision recall support
AFIB 0.757498 0.746752 0.768577 875.0
GSVT 0.773083 0.780618 0.765698 691.0
SB 0.822711 0.820030 0.825411 1553.0

SR 0.803498 0.813767 0.793493 907.0
macro avg 0.789197 0.790292 0.788295 4026.0
micro avg 0.795619 0.795619 0.795619 4026.0
weighted avg 0.795691 0.795928 0.795619 4026.0
The result of Model Number:Dataset Number:Featuregroup Number:Rescale of 92 : 0 :
10 : 1

f1-score precision recall support
AFIB 0.799220 0.791181 0.807446 875.0
GSVT 0.806372 0.813552 0.799377 691.0
SB 0.853106 0.850488 0.855742 1553.0
SR 0.836586 0.843909 0.829392 907.0
macro avg 0.823821 0.824782 0.822989 4026.0
micro avg 0.829635 0.829635 0.829635 4026.0
weighted avg 0.829652 0.829777 0.829635 4026.0
The result of Model Number:Dataset Number:Featuregroup Number:Rescale of 92 : 1 : 0 :
0

f1-score precision recall support
AFIB 0.668686 0.656186 0.681743 875.0
GSVT 0.692109 0.703036 0.681604 691.0
SB 0.736029 0.734713 0.737355 1553.0
SR 0.717320 0.724920 0.709883 907.0
macro avg 0.703536 0.704714 0.702646 4026.0
micro avg 0.709510 0.709510 0.709510 4026.0
weighted avg 0.709640 0.710003 0.709510 4026.0
The result of Model Number:Dataset Number:Featuregroup Number:Rescale of 92 : 1 : 0 :
1

f1-score precision recall support
AFIB 0.671571 0.664316 0.764472 204.0
GSVT 0.803492 0.797232 0.809921 300.0
SB 0.655726 0.654355 0.657104 892.0
SR 0.813115 0.812887 0.813353 681.0
macro avg 0.735976 0.732197 0.761212 2077.0
micro avg 0.740953 0.740953 0.740953 2077.0
weighted avg 0.730230 0.727949 0.740953 2077.0
The result of Model Number:Dataset Number:Featuregroup Number:Rescale of 92 : 1 : 1 :
0

f1-score precision recall support
AFIB 0.764789 0.773732 0.756193 204.0
GSVT 0.689843 0.663506 0.787101 300.0
SB 0.640034 0.638525 0.641555 892.0
SR 0.794706 0.796233 0.793190 681.0
macro avg 0.722343 0.717999 0.744510 2077.0
micro avg 0.723555 0.723555 0.723555 2077.0
weighted avg 0.710195 0.707122 0.723555 2077.0

The result of Model Number:Dataset Number:Featuregroup Number:Rescale of 92 : 1 : 1 : 1

	f1-score	precision	recall	support
AFIB	0.744847	0.734280	0.755741	875.0
GSVT	0.760171	0.767580	0.752909	691.0
SB	0.808970	0.806334	0.811626	1553.0
SR	0.790078	0.800176	0.780240	907.0
macro avg	0.776017	0.777092	0.775129	4026.0
micro avg	0.782331	0.782331	0.782331	4026.0
weighted avg	0.782402	0.782635	0.782331	4026.0

The result of Model Number:Dataset Number:Featuregroup Number:Rescale of 92 : 1 : 2 : 0

	f1-score	precision	recall	support
AFIB	0.777867	0.777618	0.778157	875.0
GSVT	0.789460	0.779312	0.799968	691.0
SB	0.835043	0.833227	0.836871	1553.0
SR	0.811939	0.823841	0.800389	907.0
macro avg	0.803577	0.803499	0.803846	4026.0
micro avg	0.809557	0.809557	0.809557	4026.0
weighted avg	0.809588	0.809773	0.809557	4026.0

The result of Model Number:Dataset Number:Featuregroup Number:Rescale of 92 : 1 : 2 : 1

	f1-score	precision	recall	support
AFIB	0.746763	0.737387	0.756597	875.0
GSVT	0.692848	0.713825	0.675385	691.0
SB	0.745961	0.690924	0.812496	1553.0
SR	0.580008	0.709886	0.494585	907.0
macro avg	0.691395	0.713005	0.684766	4026.0
micro avg	0.705193	0.705193	0.705193	4026.0
weighted avg	0.699632	0.709225	0.705193	4026.0

The result of Model Number:Dataset Number:Featuregroup Number:Rescale of 92 : 1 : 3 : 0

	f1-score	precision	recall	support
AFIB	0.737491	0.748550	0.726963	204.0
GSVT	0.764123	0.762094	0.766167	300.0
SB	0.782223	0.781180	0.783275	892.0
SR	0.774572	0.773574	0.775599	681.0
macro avg	0.764602	0.766350	0.763001	2077.0
micro avg	0.772756	0.772756	0.772756	2077.0
weighted avg	0.772707	0.772725	0.772756	2077.0

The result of Model Number:Dataset Number:Featuregroup Number:Rescale of 92 : 1 : 3 : 1

	f1-score	precision	recall	support
AFIB	0.764466	0.749237	0.780366	875.0

GSVT 0.622208 0.578620 0.779920 691.0
SB 0.504853 0.505723 0.503986 1553.0
SR 0.818431 0.825638 0.811383 907.0
macro avg 0.677489 0.664804 0.718914 4026.0
micro avg 0.680666 0.680666 0.680666 4026.0
weighted avg 0.652063 0.643231 0.680666 4026.0
The result of Model Number:Dataset Number:Featuregroup Number:Rescale of 92 : 1 : 4 :
0

f1-score precision recall support
AFIB 0.699616 0.700828 0.698418 875.0
GSVT 0.708099 0.699962 0.716485 691.0
SB 0.745652 0.736661 0.754868 1553.0
SR 0.710209 0.731728 0.689936 907.0
macro avg 0.715894 0.717295 0.714927 4026.0
micro avg 0.721383 0.721383 0.721383 4026.0
weighted avg 0.721216 0.721463 0.721383 4026.0
The result of Model Number:Dataset Number:Featuregroup Number:Rescale of 92 : 1 : 4 :
1

f1-score precision recall support
AFIB 0.738577 0.789006 0.694522 204.0
GSVT 0.780749 0.764839 0.797403 300.0
SB 0.800114 0.793100 0.807284 892.0
SR 0.780378 0.782977 0.777866 681.0
macro avg 0.774954 0.782480 0.769269 2077.0
micro avg 0.785136 0.785136 0.785136 2077.0
weighted avg 0.784802 0.785297 0.785136 2077.0
The result of Model Number:Dataset Number:Featuregroup Number:Rescale of 92 : 1 : 5 :
0

f1-score precision recall support
AFIB 0.904184 0.925828 0.884852 204.0
GSVT 0.930810 0.917695 0.944694 300.0
SB 0.954995 0.945293 0.964942 892.0
SR 0.932170 0.945629 0.919162 681.0
macro avg 0.930540 0.933611 0.928413 2077.0
micro avg 0.939141 0.939141 0.939141 2077.0
weighted avg 0.939027 0.939505 0.939141 2077.0
The result of Model Number:Dataset Number:Featuregroup Number:Rescale of 92 : 1 : 5 :
1

f1-score precision recall support
AFIB 0.849573 0.829772 0.870479 875.0
GSVT 0.815560 0.824525 0.806843 691.0
SB 0.858247 0.802826 0.921906 1553.0
SR 0.686892 0.824825 0.588850 907.0
macro avg 0.802568 0.820487 0.797019 4026.0

micro avg 0.815947 0.815947 0.815947 4026.0
weighted avg 0.810431 0.817363 0.815947 4026.0
The result of Model Number:Dataset Number:Featuregroup Number:Rescale of 92 : 1 : 6 :
0

	f1-score	precision	recall	support
AFIB	0.759116	0.788023	0.732420	204.0
GSVT	0.783301	0.775406	0.791393	300.0
SB	0.798979	0.795002	0.803008	892.0
SR	0.789328	0.789825	0.788858	681.0
macro avg	0.782681	0.787064	0.778920	2077.0
micro avg	0.789758	0.789758	0.789758	2077.0
weighted avg	0.789635	0.789789	0.789758	2077.0

The result of Model Number:Dataset Number:Featuregroup Number:Rescale of 92 : 1 : 6 :
1

	f1-score	precision	recall	support
AFIB	0.864009	0.866792	0.861324	875.0
GSVT	0.876156	0.862246	0.890602	691.0
SB	0.923173	0.915465	0.931019	1553.0
SR	0.876768	0.899036	0.855609	907.0
macro avg	0.885027	0.885885	0.884638	4026.0
micro avg	0.891946	0.891946	0.891946	4026.0
weighted avg	0.891790	0.892051	0.891946	4026.0

The result of Model Number:Dataset Number:Featuregroup Number:Rescale of 92 : 1 : 7 :
0

	f1-score	precision	recall	support
AFIB	0.877103	0.891002	0.863748	204.0
GSVT	0.899648	0.891992	0.907441	300.0
SB	0.915181	0.913141	0.917233	892.0
SR	0.906509	0.908525	0.904521	681.0
macro avg	0.899610	0.901165	0.898236	2077.0
micro avg	0.906397	0.906397	0.906397	2077.0
weighted avg	0.906354	0.906398	0.906397	2077.0

The result of Model Number:Dataset Number:Featuregroup Number:Rescale of 92 : 1 : 7 :
1

	f1-score	precision	recall	support
AFIB	0.879144	0.867473	0.891202	875.0
GSVT	0.896988	0.905491	0.888682	691.0
SB	0.954524	0.952266	0.956797	1553.0
SR	0.928629	0.938393	0.919104	907.0
macro avg	0.914821	0.915906	0.913946	4026.0
micro avg	0.922358	0.922358	0.922358	4026.0
weighted avg	0.922432	0.922684	0.922358	4026.0

The result of Model Number:Dataset Number:Featuregroup Number:Rescale of 92 : 1 : 8 :
0

f1-score precision recall support
AFIB 0.639292 0.637983 0.641071 875.0
GSVT 0.648013 0.641211 0.655078 691.0
SB 0.683436 0.674208 0.693054 1553.0
SR 0.650180 0.674975 0.627290 907.0
macro avg 0.655230 0.657094 0.654123 4026.0
micro avg 0.660422 0.660422 0.660422 4026.0
weighted avg 0.660270 0.660844 0.660422 4026.0
The result of Model Number:Dataset Number:Featuregroup Number:Rescale of 92 : 1 : 8 :
1

f1-score precision recall support
AFIB 0.656815 0.671668 0.642625 875.0
GSVT 0.696373 0.699337 0.693476 691.0
SB 0.756117 0.752554 0.759719 1553.0
SR 0.716411 0.705422 0.727777 907.0
macro avg 0.706429 0.707245 0.705899 4026.0
micro avg 0.715704 0.715704 0.715704 4026.0
weighted avg 0.715336 0.715222 0.715704 4026.0
The result of Model Number:Dataset Number:Featuregroup Number:Rescale of 92 : 1 : 9 :
0

f1-score precision recall support
AFIB 0.817129 0.808100 0.826378 875.0
GSVT 0.831851 0.836973 0.826806 691.0
SB 0.885346 0.883873 0.886829 1553.0
SR 0.863789 0.871866 0.855882 907.0
macro avg 0.849529 0.850203 0.848974 4026.0
micro avg 0.856417 0.856417 0.856417 4026.0
weighted avg 0.856482 0.856650 0.856417 4026.0
The result of Model Number:Dataset Number:Featuregroup Number:Rescale of 92 : 1 : 9 :
1

f1-score precision recall support
AFIB 0.776343 0.793915 0.759631 204.0
GSVT 0.797003 0.793100 0.800978 300.0
SB 0.813307 0.810959 0.815676 892.0
SR 0.808082 0.807733 0.808444 681.0
macro avg 0.798684 0.801427 0.796182 2077.0
micro avg 0.805677 0.805677 0.805677 2077.0
weighted avg 0.805609 0.805648 0.805677 2077.0
The result of Model Number:Dataset Number:Featuregroup Number:Rescale of 92 : 1 :
10 : 0

f1-score precision recall support
AFIB 0.713083 0.727388 0.699472 204.0
GSVT 0.729609 0.722025 0.737393 300.0
SB 0.743103 0.740212 0.746019 892.0

SR 0.735295 0.738363 0.732269 681.0
macro avg 0.730273 0.731997 0.728788 2077.0
micro avg 0.735693 0.735693 0.735693 2077.0
weighted avg 0.735645 0.735719 0.735693 2077.0
The result of Model Number:Dataset Number:Featuregroup Number:Rescale of 92 : 1 :
10 : 1

f1-score precision recall support
AFIB 0.658699 0.663480 0.654035 875.0
GSVT 0.673149 0.666892 0.679574 691.0
SB 0.723437 0.719070 0.727863 1553.0
SR 0.699728 0.707541 0.692088 907.0
macro avg 0.688753 0.689246 0.688390 4026.0
micro avg 0.695470 0.695470 0.695470 4026.0
weighted avg 0.695395 0.695435 0.695470 4026.0

The result of Model Number:Dataset Number:Featuregroup Number:Rescale of 93 : 0 : 0 :
0

f1-score precision recall support
AFIB 0.580514 0.576138 0.658876 204.0
GSVT 0.703759 0.699592 0.707983 300.0
SB 0.575577 0.574376 0.576786 892.0
SR 0.711854 0.710714 0.713005 681.0
macro avg 0.642926 0.640205 0.664163 2077.0
micro avg 0.648462 0.648462 0.648462 2077.0
weighted avg 0.639258 0.637337 0.648462 2077.0

The result of Model Number:Dataset Number:Featuregroup Number:Rescale of 93 : 0 : 0 :
1

f1-score precision recall support
AFIB 0.751841 0.788290 0.718698 204.0
GSVT 0.783154 0.772921 0.793820 300.0
SB 0.804247 0.798131 0.810468 892.0
SR 0.781854 0.784190 0.779566 681.0
macro avg 0.780274 0.785883 0.775638 2077.0
micro avg 0.788918 0.788918 0.788918 2077.0
weighted avg 0.788711 0.788952 0.788918 2077.0

The result of Model Number:Dataset Number:Featuregroup Number:Rescale of 93 : 0 : 1 :
0

f1-score precision recall support
AFIB 0.706291 0.723239 0.690440 204.0
GSVT 0.731405 0.727165 0.735782 300.0
SB 0.747025 0.744285 0.749788 892.0
SR 0.740533 0.741083 0.739994 681.0
macro avg 0.731314 0.733943 0.729001 2077.0
micro avg 0.738724 0.738724 0.738724 2077.0
weighted avg 0.738640 0.738695 0.738724 2077.0

The result of Model Number:Dataset Number:Featuregroup Number:Rescale of 93 : 0 : 1 :
1

	f1-score	precision	recall	support
AFIB	0.846078	0.834359	0.858165	875.0
GSVT	0.864843	0.871842	0.857960	691.0
SB	0.918021	0.915383	0.920680	1553.0
SR	0.895688	0.907346	0.884335	907.0
macro avg	0.881157	0.882232	0.880285	4026.0
micro avg	0.888140	0.888140	0.888140	4026.0
weighted avg	0.888227	0.888490	0.888140	4026.0

The result of Model Number:Dataset Number:Featuregroup Number:Rescale of 93 : 0 : 2 :
0

	f1-score	precision	recall	support
AFIB	0.755800	0.747448	0.764354	875.0
GSVT	0.769417	0.774154	0.764750	691.0
SB	0.818897	0.817534	0.820268	1553.0
SR	0.798957	0.806428	0.791644	907.0
macro avg	0.785768	0.786391	0.785254	4026.0
micro avg	0.792139	0.792139	0.792139	4026.0
weighted avg	0.792199	0.792354	0.792139	4026.0

The result of Model Number:Dataset Number:Featuregroup Number:Rescale of 93 : 0 : 2 :
1

	f1-score	precision	recall	support
AFIB	0.703882	0.711385	0.696651	204.0
GSVT	0.716827	0.712895	0.720882	300.0
SB	0.733373	0.732151	0.734604	892.0
SR	0.727260	0.728445	0.726089	681.0
macro avg	0.720336	0.721219	0.719556	2077.0
micro avg	0.726103	0.726103	0.726103	2077.0
weighted avg	0.726082	0.726115	0.726103	2077.0

The result of Model Number:Dataset Number:Featuregroup Number:Rescale of 93 : 0 : 3 :
0

	f1-score	precision	recall	support
AFIB	0.646341	0.641469	0.733589	204.0
GSVT	0.783561	0.778922	0.788264	300.0
SB	0.640844	0.639507	0.642191	892.0
SR	0.792574	0.791306	0.793856	681.0
macro avg	0.715830	0.712801	0.739475	2077.0
micro avg	0.721994	0.721994	0.721994	2077.0
weighted avg	0.711747	0.709608	0.721994	2077.0

The result of Model Number:Dataset Number:Featuregroup Number:Rescale of 93 : 0 : 3 :
1

	f1-score	precision	recall	support
AFIB	0.860588	0.860165	0.861078	875.0

GSVT 0.879270 0.874944 0.883694 691.0
SB 0.919732 0.913719 0.925831 1553.0
SR 0.893550 0.908105 0.879478 907.0
macro avg 0.888285 0.889233 0.887520 4026.0
micro avg 0.894083 0.894083 0.894083 4026.0
weighted avg 0.894035 0.894160 0.894083 4026.0
The result of Model Number:Dataset Number:Featuregroup Number:Rescale of 93 : 0 : 4 :
0

f1-score precision recall support
AFIB 0.870716 0.890424 0.851973 204.0
GSVT 0.893887 0.889510 0.898346 300.0
SB 0.912173 0.909539 0.914830 892.0
SR 0.906313 0.905921 0.906718 681.0
macro avg 0.895772 0.898849 0.892967 2077.0
micro avg 0.903615 0.903615 0.903615 2077.0
weighted avg 0.903539 0.903582 0.903615 2077.0
The result of Model Number:Dataset Number:Featuregroup Number:Rescale of 93 : 0 : 4 :
1

f1-score precision recall support
AFIB 0.825862 0.830805 0.821020 204.0
GSVT 0.847862 0.845342 0.850404 300.0
SB 0.860846 0.859791 0.861906 892.0
SR 0.854570 0.855579 0.853571 681.0
macro avg 0.847285 0.847879 0.846725 2077.0
micro avg 0.853496 0.853496 0.853496 2077.0
weighted avg 0.853477 0.853476 0.853496 2077.0
The result of Model Number:Dataset Number:Featuregroup Number:Rescale of 93 : 0 : 5 :
0

f1-score precision recall support
AFIB 0.666598 0.714780 0.624961 204.0
GSVT 0.631407 0.634823 0.628287 300.0
SB 0.659517 0.619970 0.704468 892.0
SR 0.579106 0.624985 0.539576 681.0
macro avg 0.634157 0.648640 0.624323 2077.0
micro avg 0.631591 0.631591 0.631591 2077.0
weighted avg 0.629788 0.633072 0.631591 2077.0
The result of Model Number:Dataset Number:Featuregroup Number:Rescale of 93 : 0 : 5 :
1

f1-score precision recall support
AFIB 0.745060 0.730218 0.760556 875.0
GSVT 0.606413 0.563932 0.760121 691.0
SB 0.492037 0.492885 0.491193 1553.0
SR 0.797655 0.804679 0.790786 907.0
macro avg 0.660291 0.647928 0.700664 4026.0

micro avg 0.663387 0.663387 0.663387 4026.0
weighted avg 0.635511 0.626903 0.663387 4026.0
The result of Model Number:Dataset Number:Featuregroup Number:Rescale of 93 : 0 : 6 :
0

	f1-score	precision	recall	support
AFIB	0.698718	0.700129	0.697328	204.0
GSVT	0.718157	0.716022	0.720309	300.0
SB	0.730057	0.729406	0.730711	892.0
SR	0.723782	0.725172	0.722407	681.0
macro avg	0.717679	0.717682	0.717689	2077.0
micro avg	0.723207	0.723207	0.723207	2077.0
weighted avg	0.723203	0.723209	0.723207	2077.0

The result of Model Number:Dataset Number:Featuregroup Number:Rescale of 93 : 0 : 6 :
1

	f1-score	precision	recall	support
AFIB	0.646108	0.703834	0.682304	204.0
GSVT	0.877594	0.863248	0.892728	300.0
SB	0.747104	0.741413	0.752938	892.0
SR	0.913586	0.903249	0.924190	681.0
macro avg	0.796098	0.802936	0.813040	2077.0
micro avg	0.822341	0.822341	0.822341	2077.0
weighted avg	0.810618	0.808382	0.822341	2077.0

The result of Model Number:Dataset Number:Featuregroup Number:Rescale of 93 : 0 : 7 :
0

	f1-score	precision	recall	support
AFIB	0.608188	0.662527	0.642260	204.0
GSVT	0.826089	0.812585	0.840334	300.0
SB	0.703257	0.697900	0.708748	892.0
SR	0.859968	0.850238	0.869950	681.0
macro avg	0.749376	0.755812	0.765323	2077.0
micro avg	0.774078	0.774078	0.774078	2077.0
weighted avg	0.763043	0.760939	0.774078	2077.0

The result of Model Number:Dataset Number:Featuregroup Number:Rescale of 93 : 0 : 7 :
1

	f1-score	precision	recall	support
AFIB	0.904390	0.914964	0.894231	204.0
GSVT	0.929269	0.924996	0.933607	300.0
SB	0.942426	0.939495	0.945381	892.0
SR	0.934309	0.936958	0.931716	681.0
macro avg	0.927598	0.929103	0.926234	2077.0
micro avg	0.934176	0.934176	0.934176	2077.0
weighted avg	0.934128	0.934159	0.934176	2077.0

The result of Model Number:Dataset Number:Featuregroup Number:Rescale of 93 : 0 : 8 :
0

f1-score precision recall support
AFIB 0.890764 0.912087 0.871720 204.0
GSVT 0.916995 0.904075 0.930673 300.0
SB 0.940821 0.931263 0.950621 892.0
SR 0.918335 0.931595 0.905520 681.0
macro avg 0.916729 0.919755 0.914634 2077.0
micro avg 0.925203 0.925203 0.925203 2077.0
weighted avg 0.925091 0.925561 0.925203 2077.0
The result of Model Number:Dataset Number:Featuregroup Number:Rescale of 93 : 0 : 8 :
1

f1-score precision recall support
AFIB 0.780507 0.794869 0.767051 204.0
GSVT 0.809303 0.802525 0.816337 300.0
SB 0.824500 0.823118 0.825886 892.0
SR 0.817220 0.817946 0.816500 681.0
macro avg 0.807882 0.809615 0.806443 2077.0
micro avg 0.815651 0.815651 0.815651 2077.0
weighted avg 0.815597 0.815673 0.815651 2077.0
The result of Model Number:Dataset Number:Featuregroup Number:Rescale of 93 : 0 : 9 :
0

f1-score precision recall support
AFIB 0.878814 0.938819 0.826394 204.0
GSVT 0.928994 0.910063 0.948810 300.0
SB 0.952036 0.943690 0.960567 892.0
SR 0.928553 0.931645 0.925564 681.0
macro avg 0.922099 0.931054 0.915334 2077.0
micro avg 0.934214 0.934214 0.934214 2077.0
weighted avg 0.933817 0.934405 0.934214 2077.0
The result of Model Number:Dataset Number:Featuregroup Number:Rescale of 93 : 0 : 9 :
1

f1-score precision recall support
AFIB 0.583043 0.640201 0.535824 204.0
GSVT 0.684063 0.674843 0.693649 300.0
SB 0.726261 0.723839 0.728703 892.0
SR 0.707387 0.697903 0.717150 681.0
macro avg 0.675189 0.684196 0.668832 2077.0
micro avg 0.700908 0.700908 0.700908 2077.0
weighted avg 0.699911 0.700043 0.700908 2077.0
The result of Model Number:Dataset Number:Featuregroup Number:Rescale of 93 : 0 :
10 : 0

f1-score precision recall support
AFIB 0.807497 0.811616 0.803445 875.0
GSVT 0.818640 0.814381 0.823015 691.0
SB 0.858063 0.857296 0.858837 1553.0

SR 0.842263 0.842950 0.841612 907.0
macro avg 0.831616 0.831561 0.831727 4026.0
micro avg 0.836770 0.836770 0.836770 4026.0
weighted avg 0.836747 0.836770 0.836770 4026.0
The result of Model Number:Dataset Number:Featuregroup Number:Rescale of 93 : 0 :
10 : 1

f1-score precision recall support
AFIB 0.767490 0.790765 0.745577 875.0
GSVT 0.819306 0.813624 0.825112 691.0
SB 0.896421 0.892991 0.899882 1553.0
SR 0.847798 0.835073 0.860966 907.0
macro avg 0.832753 0.833113 0.832884 4026.0
micro avg 0.844745 0.844745 0.844745 4026.0
weighted avg 0.844210 0.844103 0.844745 4026.0

The result of Model Number:Dataset Number:Featuregroup Number:Rescale of 93 : 1 : 0 :
0

f1-score precision recall support
AFIB 0.745520 0.736160 0.755338 875.0
GSVT 0.691695 0.712637 0.674261 691.0
SB 0.744720 0.689775 0.811145 1553.0
SR 0.579044 0.708705 0.493763 907.0
macro avg 0.690245 0.711819 0.683627 4026.0
micro avg 0.704020 0.704020 0.704020 4026.0
weighted avg 0.698468 0.708045 0.704020 4026.0

The result of Model Number:Dataset Number:Featuregroup Number:Rescale of 93 : 1 : 0 :
1

f1-score precision recall support
AFIB 0.693220 0.696386 0.690120 875.0
GSVT 0.704776 0.698816 0.710891 691.0
SB 0.744963 0.737356 0.752733 1553.0
SR 0.706515 0.721409 0.692261 907.0
macro avg 0.712368 0.713492 0.711501 4026.0
micro avg 0.718320 0.718320 0.718320 4026.0
weighted avg 0.718158 0.718244 0.718320 4026.0

The result of Model Number:Dataset Number:Featuregroup Number:Rescale of 93 : 1 : 1 :
0

f1-score precision recall support
AFIB 0.769807 0.762999 0.776770 875.0
GSVT 0.699888 0.677789 0.778640 691.0
SB 0.630987 0.605835 0.670321 1553.0
SR 0.650324 0.657053 0.643773 907.0
macro avg 0.687752 0.675919 0.717376 4026.0
micro avg 0.706067 0.706067 0.706067 4026.0
weighted avg 0.677340 0.663881 0.706067 4026.0

The result of Model Number:Dataset Number:Featuregroup Number:Rescale of 93 : 1 : 1 : 1

	f1-score	precision	recall	support
AFIB	0.632881	0.696733	0.580121	204.0
GSVT	0.746352	0.736050	0.757065	300.0
SB	0.792481	0.789837	0.795146	892.0
SR	0.772186	0.761503	0.783184	681.0
macro avg	0.735975	0.746031	0.728879	2077.0
micro avg	0.764604	0.764604	0.764604	2077.0
weighted avg	0.763488	0.763634	0.764604	2077.0

The result of Model Number:Dataset Number:Featuregroup Number:Rescale of 93 : 1 : 2 : 0

	f1-score	precision	recall	support
AFIB	0.713463	0.719103	0.707934	875.0
GSVT	0.731416	0.729869	0.732996	691.0
SB	0.779711	0.772819	0.786736	1553.0
SR	0.758954	0.766397	0.751672	907.0
macro avg	0.745886	0.747047	0.744834	4026.0
micro avg	0.752486	0.752486	0.752486	4026.0
weighted avg	0.752347	0.752326	0.752486	4026.0

The result of Model Number:Dataset Number:Featuregroup Number:Rescale of 93 : 1 : 2 : 1

	f1-score	precision	recall	support
AFIB	0.673312	0.676061	0.670605	875.0
GSVT	0.626983	0.654654	0.601659	691.0
SB	0.673343	0.609961	0.751433	1553.0
SR	0.507926	0.632161	0.424672	907.0
macro avg	0.620391	0.643209	0.612092	4026.0
micro avg	0.634545	0.634545	0.634545	4026.0
weighted avg	0.628113	0.636999	0.634545	4026.0

The result of Model Number:Dataset Number:Featuregroup Number:Rescale of 93 : 1 : 3 : 0

	f1-score	precision	recall	support
AFIB	0.661607	0.656307	0.667070	875.0
GSVT	0.679878	0.681038	0.678801	691.0
SB	0.720779	0.718846	0.722727	1553.0
SR	0.701084	0.709246	0.693124	907.0
macro avg	0.690837	0.691359	0.690431	4026.0
micro avg	0.696422	0.696422	0.696422	4026.0
weighted avg	0.696462	0.696602	0.696422	4026.0

The result of Model Number:Dataset Number:Featuregroup Number:Rescale of 93 : 1 : 3 : 1

	f1-score	precision	recall	support
AFIB	0.790228	0.779737	0.801066	875.0

GSVT 0.806267 0.813911 0.798801 691.0
SB 0.857984 0.855954 0.860027 1553.0
SR 0.834708 0.843485 0.826147 907.0
macro avg 0.822297 0.823272 0.821510 4026.0
micro avg 0.829071 0.829071 0.829071 4026.0
weighted avg 0.829138 0.829364 0.829071 4026.0
The result of Model Number:Dataset Number:Featuregroup Number:Rescale of 93 : 1 : 4 :
0

f1-score precision recall support
AFIB 0.787171 0.787381 0.787099 875.0
GSVT 0.800879 0.797922 0.803958 691.0
SB 0.856784 0.854704 0.858878 1553.0
SR 0.836351 0.842353 0.830456 907.0
macro avg 0.820296 0.820590 0.820098 4026.0
micro avg 0.827449 0.827449 0.827449 4026.0
weighted avg 0.827456 0.827544 0.827449 4026.0
The result of Model Number:Dataset Number:Featuregroup Number:Rescale of 93 : 1 : 4 :
1

f1-score precision recall support
AFIB 0.820464 0.823107 0.817915 875.0
GSVT 0.831999 0.818790 0.845716 691.0
SB 0.876646 0.869327 0.884096 1553.0
SR 0.832580 0.853725 0.812487 907.0
macro avg 0.840422 0.841237 0.840054 4026.0
micro avg 0.846993 0.846993 0.846993 4026.0
weighted avg 0.846845 0.847093 0.846993 4026.0
The result of Model Number:Dataset Number:Featuregroup Number:Rescale of 93 : 1 : 5 :
0

f1-score precision recall support
AFIB 0.891551 0.897965 0.885231 875.0
GSVT 0.890131 0.884801 0.895539 691.0
SB 0.938958 0.928554 0.949599 1553.0
SR 0.901003 0.917077 0.885511 907.0
macro avg 0.905411 0.907099 0.903970 4026.0
micro avg 0.911893 0.911893 0.911893 4026.0
weighted avg 0.911723 0.911811 0.911893 4026.0
The result of Model Number:Dataset Number:Featuregroup Number:Rescale of 93 : 1 : 5 :
1

f1-score precision recall support
AFIB 0.757125 0.772581 0.742610 204.0
GSVT 0.784618 0.777801 0.791698 300.0
SB 0.799703 0.798275 0.801137 892.0
SR 0.792259 0.792732 0.791792 681.0
macro avg 0.783426 0.785347 0.781810 2077.0

micro avg 0.790962 0.790962 0.790962 2077.0
weighted avg 0.790902 0.790977 0.790962 2077.0
The result of Model Number:Dataset Number:Featuregroup Number:Rescale of 93 : 1 : 6 :
0

	f1-score	precision	recall	support
AFIB	0.740650	0.802480	0.689144	204.0
GSVT	0.794433	0.784444	0.805004	300.0
SB	0.814714	0.803300	0.826552	892.0
SR	0.792490	0.796203	0.789198	681.0
macro avg	0.785572	0.796607	0.777475	2077.0
micro avg	0.797696	0.797696	0.797696	2077.0
weighted avg	0.797224	0.798169	0.797696	2077.0

The result of Model Number:Dataset Number:Featuregroup Number:Rescale of 93 : 1 : 6 :
1

	f1-score	precision	recall	support
AFIB	0.825433	0.844116	0.807664	204.0
GSVT	0.847399	0.843250	0.851626	300.0
SB	0.864734	0.862237	0.867252	892.0
SR	0.859179	0.858807	0.859563	681.0
macro avg	0.849186	0.852103	0.846526	2077.0
micro avg	0.856621	0.856621	0.856621	2077.0
weighted avg	0.856549	0.856590	0.856621	2077.0

The result of Model Number:Dataset Number:Featuregroup Number:Rescale of 93 : 1 : 7 :
0

	f1-score	precision	recall	support
AFIB	0.649055	0.707838	0.600368	204.0
GSVT	0.753346	0.744738	0.762388	300.0
SB	0.798879	0.796834	0.800939	892.0
SR	0.779320	0.768766	0.790189	681.0
macro avg	0.745150	0.754544	0.738471	2077.0
micro avg	0.772146	0.772146	0.772146	2077.0
weighted avg	0.771174	0.771366	0.772146	2077.0

The result of Model Number:Dataset Number:Featuregroup Number:Rescale of 93 : 1 : 7 :
1

	f1-score	precision	recall	support
AFIB	0.694174	0.687740	0.700768	875.0
GSVT	0.706640	0.710478	0.702856	691.0
SB	0.748726	0.747000	0.750460	1553.0
SR	0.731281	0.738029	0.724678	907.0
macro avg	0.720205	0.720812	0.719691	4026.0
micro avg	0.725681	0.725681	0.725681	4026.0
weighted avg	0.725716	0.725831	0.725681	4026.0

The result of Model Number:Dataset Number:Featuregroup Number:Rescale of 93 : 1 : 8 :
0

f1-score precision recall support
AFIB 0.873079 0.878962 0.867404 875.0
GSVT 0.888661 0.876317 0.901520 691.0
SB 0.946965 0.940480 0.953547 1553.0
SR 0.908590 0.924284 0.893469 907.0
macro avg 0.904324 0.905011 0.903985 4026.0
micro avg 0.912361 0.912361 0.912361 4026.0
weighted avg 0.912254 0.912449 0.912361 4026.0
The result of Model Number:Dataset Number:Featuregroup Number:Rescale of 93 : 1 : 8 :
1

f1-score precision recall support
AFIB 0.809008 0.813622 0.804580 204.0
GSVT 0.825654 0.819699 0.831705 300.0
SB 0.842329 0.839252 0.845443 892.0
SR 0.833370 0.838843 0.827991 681.0
macro avg 0.827590 0.827854 0.827430 2077.0
micro avg 0.833723 0.833723 0.833723 2077.0
weighted avg 0.833710 0.833776 0.833723 2077.0
The result of Model Number:Dataset Number:Featuregroup Number:Rescale of 93 : 1 : 9 :
0

f1-score precision recall support
AFIB 0.821021 0.820104 0.821965 875.0
GSVT 0.836039 0.825583 0.846788 691.0
SB 0.878255 0.871194 0.885437 1553.0
SR 0.839071 0.861086 0.818167 907.0
macro avg 0.843597 0.844492 0.843090 4026.0
micro avg 0.849854 0.849854 0.849854 4026.0
weighted avg 0.849743 0.849985 0.849854 4026.0
The result of Model Number:Dataset Number:Featuregroup Number:Rescale of 93 : 1 : 9 :
1

f1-score precision recall support
AFIB 0.766345 0.803497 0.732562 204.0
GSVT 0.798262 0.787831 0.809134 300.0
SB 0.819762 0.813528 0.826103 892.0
SR 0.796937 0.799318 0.794605 681.0
macro avg 0.795326 0.801043 0.790601 2077.0
micro avg 0.804137 0.804137 0.804137 2077.0
weighted avg 0.803926 0.804172 0.804137 2077.0
The result of Model Number:Dataset Number:Featuregroup Number:Rescale of 93 : 1 :
10 : 0

f1-score precision recall support
AFIB 0.916800 0.916744 0.916912 875.0
GSVT 0.918784 0.913816 0.923821 691.0
SB 0.962678 0.956272 0.969182 1553.0

SR 0.937115 0.952490 0.922263 907.0
macro avg 0.933844 0.934831 0.933045 4026.0
micro avg 0.939466 0.939466 0.939466 4026.0
weighted avg 0.939414 0.939542 0.939466 4026.0
The result of Model Number:Dataset Number:Featuregroup Number:Rescale of 93 : 1 :
10 : 1

f1-score precision recall support
AFIB 0.702976 0.730293 0.677680 875.0
GSVT 0.755722 0.750141 0.761487 691.0
SB 0.830481 0.826202 0.834810 1553.0
SR 0.781558 0.766654 0.797137 907.0
macro avg 0.767684 0.768323 0.767778 4026.0
micro avg 0.779588 0.779588 0.779588 4026.0
weighted avg 0.778917 0.778888 0.779588 4026.0

The result of Model Number:Dataset Number:Featuregroup Number:Rescale of 94 : 0 : 0 :
0

f1-score precision recall support
AFIB 0.715837 0.718300 0.713481 875.0
GSVT 0.729427 0.714874 0.744716 691.0
SB 0.772156 0.767981 0.776382 1553.0
SR 0.742291 0.759550 0.725843 907.0
macro avg 0.739928 0.740176 0.740105 4026.0
micro avg 0.745891 0.745891 0.745891 4026.0
weighted avg 0.745854 0.746169 0.745891 4026.0

The result of Model Number:Dataset Number:Featuregroup Number:Rescale of 94 : 0 : 0 :
1

f1-score precision recall support
AFIB 0.695940 0.725766 0.668732 204.0
GSVT 0.719325 0.708457 0.730578 300.0
SB 0.733593 0.726338 0.740996 892.0
SR 0.713718 0.719824 0.707741 681.0
macro avg 0.715644 0.720096 0.712012 2077.0
micro avg 0.721490 0.721490 0.721490 2077.0
weighted avg 0.721317 0.721563 0.721490 2077.0

The result of Model Number:Dataset Number:Featuregroup Number:Rescale of 94 : 0 : 1 :
0

f1-score precision recall support
AFIB 0.838287 0.821358 0.855996 875.0
GSVT 0.866080 0.879851 0.852921 691.0
SB 0.921522 0.921470 0.921581 1553.0
SR 0.899180 0.907373 0.891148 907.0
macro avg 0.881267 0.882513 0.880411 4026.0
micro avg 0.888686 0.888686 0.888686 4026.0
weighted avg 0.888883 0.889393 0.888686 4026.0

The result of Model Number:Dataset Number:Featuregroup Number:Rescale of 94 : 0 : 1 : 1

	f1-score	precision	recall	support
AFIB	0.759380	0.750423	0.768584	875.0
GSVT	0.774302	0.781036	0.767689	691.0
SB	0.825215	0.822056	0.828401	1553.0
SR	0.805744	0.815486	0.796241	907.0
macro avg	0.791160	0.792250	0.790229	4026.0
micro avg	0.797735	0.797735	0.797735	4026.0
weighted avg	0.797781	0.797967	0.797735	4026.0

The result of Model Number:Dataset Number:Featuregroup Number:Rescale of 94 : 0 : 2 : 0

	f1-score	precision	recall	support
AFIB	0.654368	0.655540	0.653221	875.0
GSVT	0.626601	0.629892	0.623361	691.0
SB	0.662792	0.626332	0.703765	1553.0
SR	0.550452	0.619574	0.495253	907.0
macro avg	0.623553	0.632834	0.618900	4026.0
micro avg	0.632005	0.632005	0.632005	4026.0
weighted avg	0.629441	0.631769	0.632005	4026.0

The result of Model Number:Dataset Number:Featuregroup Number:Rescale of 94 : 0 : 2 : 1

	f1-score	precision	recall	support
AFIB	0.785270	0.770591	0.800603	875.0
GSVT	0.812777	0.825609	0.800440	691.0
SB	0.864354	0.862809	0.865911	1553.0
SR	0.842384	0.851308	0.833649	907.0
macro avg	0.826196	0.827579	0.825151	4026.0
micro avg	0.833212	0.833212	0.833212	4026.0
weighted avg	0.833364	0.833791	0.833212	4026.0

The result of Model Number:Dataset Number:Featuregroup Number:Rescale of 94 : 0 : 3 : 0

	f1-score	precision	recall	support
AFIB	0.767664	0.772246	0.763157	204.0
GSVT	0.786526	0.783149	0.789934	300.0
SB	0.799996	0.798838	0.801161	892.0
SR	0.792682	0.794319	0.791055	681.0
macro avg	0.786717	0.787138	0.786327	2077.0
micro avg	0.792493	0.792493	0.792493	2077.0
weighted avg	0.792477	0.792478	0.792493	2077.0

The result of Model Number:Dataset Number:Featuregroup Number:Rescale of 94 : 0 : 3 : 1

	f1-score	precision	recall	support
AFIB	0.738601	0.749496	0.728098	204.0

GSVT 0.756732 0.753762 0.759751 300.0
SB 0.773539 0.771988 0.775099 892.0
SR 0.768052 0.768168 0.767943 681.0
macro avg 0.759231 0.760853 0.757723 2077.0
micro avg 0.765920 0.765920 0.765920 2077.0
weighted avg 0.765881 0.765894 0.765920 2077.0
The result of Model Number:Dataset Number:Featuregroup Number:Rescale of 94 : 0 : 4 :
0

f1-score precision recall support

AFIB 0.662753 0.658419 0.667202 875.0
GSVT 0.682452 0.688258 0.676833 691.0
SB 0.726561 0.724979 0.728152 1553.0
SR 0.708855 0.711701 0.706042 907.0
macro avg 0.695155 0.695839 0.694557 4026.0
micro avg 0.701116 0.701116 0.701116 4026.0
weighted avg 0.701134 0.701219 0.701116 4026.0
The result of Model Number:Dataset Number:Featuregroup Number:Rescale of 94 : 0 : 4 :
1

f1-score precision recall support

AFIB 0.731635 0.737256 0.726267 204.0
GSVT 0.757400 0.756674 0.758152 300.0
SB 0.772895 0.771095 0.774712 892.0
SR 0.765783 0.766815 0.764770 681.0
macro avg 0.756928 0.757960 0.755975 2077.0
micro avg 0.764302 0.764302 0.764302 2077.0
weighted avg 0.764273 0.764285 0.764302 2077.0
The result of Model Number:Dataset Number:Featuregroup Number:Rescale of 94 : 0 : 5 :
0

f1-score precision recall support

AFIB 0.643726 0.645517 0.641979 875.0
GSVT 0.658472 0.658289 0.658661 691.0
SB 0.701294 0.694702 0.708019 1553.0
SR 0.682711 0.692557 0.673150 907.0
macro avg 0.671551 0.672766 0.670452 4026.0
micro avg 0.677339 0.677339 0.677339 4026.0
weighted avg 0.677246 0.677279 0.677339 4026.0
The result of Model Number:Dataset Number:Featuregroup Number:Rescale of 94 : 0 : 5 :
1

f1-score precision recall support

AFIB 0.868481 0.873037 0.864025 875.0
GSVT 0.886641 0.885048 0.888302 691.0
SB 0.962740 0.955357 0.970240 1553.0
SR 0.928774 0.938070 0.919665 907.0
macro avg 0.911659 0.912878 0.910558 4026.0

micro avg 0.921699 0.921699 0.921699 4026.0
weighted avg 0.921541 0.921504 0.921699 4026.0
The result of Model Number:Dataset Number:Featuregroup Number:Rescale of 94 : 0 : 6 :
0

	f1-score	precision	recall	support
AFIB	0.673621	0.672537	0.674983	875.0
GSVT	0.689327	0.685734	0.692998	691.0
SB	0.720727	0.714621	0.726944	1553.0
SR	0.693214	0.708625	0.678692	907.0
macro avg	0.694222	0.695379	0.693404	4026.0
micro avg	0.698954	0.698954	0.698954	4026.0
weighted avg	0.698901	0.699166	0.698954	4026.0

The result of Model Number:Dataset Number:Featuregroup Number:Rescale of 94 : 0 : 6 :
1

	f1-score	precision	recall	support
AFIB	0.786324	0.810170	0.763874	875.0
GSVT	0.839412	0.833591	0.845360	691.0
SB	0.918419	0.914906	0.921965	1553.0
SR	0.868603	0.855566	0.882094	907.0
macro avg	0.853189	0.853558	0.853323	4026.0
micro avg	0.865476	0.865476	0.865476	4026.0
weighted avg	0.864927	0.864818	0.865476	4026.0

The result of Model Number:Dataset Number:Featuregroup Number:Rescale of 94 : 0 : 7 :
0

	f1-score	precision	recall	support
AFIB	0.781328	0.857925	0.718051	204.0
GSVT	0.916705	0.904349	0.929550	300.0
SB	0.973254	0.970007	0.976526	892.0
SR	0.947960	0.935251	0.961044	681.0
macro avg	0.904812	0.916883	0.896293	2077.0
micro avg	0.939278	0.939278	0.939278	2077.0
weighted avg	0.937942	0.938119	0.939278	2077.0

The result of Model Number:Dataset Number:Featuregroup Number:Rescale of 94 : 0 : 7 :
1

	f1-score	precision	recall	support
AFIB	0.791340	0.821474	0.763511	204.0
GSVT	0.816552	0.808322	0.824988	300.0
SB	0.832896	0.828750	0.837096	892.0
SR	0.822835	0.823353	0.822345	681.0
macro avg	0.815906	0.820475	0.811985	2077.0
micro avg	0.823283	0.823283	0.823283	2077.0
weighted avg	0.823155	0.823315	0.823283	2077.0

The result of Model Number:Dataset Number:Featuregroup Number:Rescale of 94 : 0 : 8 :
0

f1-score precision recall support
AFIB 0.704539 0.717614 0.692106 204.0
GSVT 0.720031 0.716255 0.723861 300.0
SB 0.731526 0.728926 0.734149 892.0
SR 0.723995 0.725300 0.722726 681.0
macro avg 0.720023 0.722024 0.718211 2077.0
micro avg 0.724788 0.724788 0.724788 2077.0
weighted avg 0.724746 0.724796 0.724788 2077.0
The result of Model Number:Dataset Number:Featuregroup Number:Rescale of 94 : 0 : 8 :
1

f1-score precision recall support
AFIB 0.815963 0.817540 0.814454 875.0
GSVT 0.790531 0.787058 0.794081 691.0
SB 0.826010 0.775805 0.883186 1553.0
SR 0.664823 0.770336 0.584890 907.0
macro avg 0.774332 0.787685 0.769153 4026.0
micro avg 0.785753 0.785753 0.785753 4026.0
weighted avg 0.781424 0.785575 0.785753 4026.0
The result of Model Number:Dataset Number:Featuregroup Number:Rescale of 94 : 0 : 9 :
0

f1-score precision recall support
AFIB 0.862874 0.881827 0.845040 204.0
GSVT 0.890682 0.883483 0.898121 300.0
SB 0.909349 0.908230 0.910471 892.0
SR 0.901672 0.900888 0.902463 681.0
macro avg 0.891144 0.893607 0.889024 2077.0
micro avg 0.899635 0.899635 0.899635 2077.0
weighted avg 0.899571 0.899655 0.899635 2077.0
The result of Model Number:Dataset Number:Featuregroup Number:Rescale of 94 : 0 : 9 :
1

f1-score precision recall support
AFIB 0.877333 0.914934 0.843033 204.0
GSVT 0.906814 0.893113 0.921000 300.0
SB 0.924800 0.915654 0.934133 892.0
SR 0.899745 0.907442 0.892210 681.0
macro avg 0.902173 0.907786 0.897594 2077.0
micro avg 0.909543 0.909543 0.909543 2077.0
weighted avg 0.909325 0.909635 0.909543 2077.0
The result of Model Number:Dataset Number:Featuregroup Number:Rescale of 94 : 0 :
10 : 0

f1-score precision recall support
AFIB 0.601881 0.614529 0.589765 875.0
GSVT 0.640932 0.643134 0.638777 691.0
SB 0.698305 0.695014 0.701630 1553.0

SR 0.661024 0.652221 0.670123 907.0
macro avg 0.650535 0.651224 0.650074 4026.0
micro avg 0.659432 0.659432 0.659432 4026.0
weighted avg 0.659102 0.658976 0.659432 4026.0
The result of Model Number:Dataset Number:Featuregroup Number:Rescale of 94 : 0 :
10 : 1

f1-score precision recall support
AFIB 0.844077 0.851867 0.836475 875.0
GSVT 0.863787 0.861455 0.866162 691.0
SB 0.919945 0.911298 0.928767 1553.0
SR 0.894528 0.903504 0.885746 907.0
macro avg 0.880585 0.882031 0.879288 4026.0
micro avg 0.888271 0.888271 0.888271 4026.0
weighted avg 0.888092 0.888071 0.888271 4026.0
The result of Model Number:Dataset Number:Featuregroup Number:Rescale of 94 : 1 : 0 :
0

f1-score precision recall support
AFIB 0.887765 0.897228 0.878645 204.0
GSVT 0.904092 0.899132 0.909207 300.0
SB 0.924961 0.923419 0.926514 892.0
SR 0.917251 0.918745 0.915773 681.0
macro avg 0.908517 0.909631 0.907535 2077.0
micro avg 0.915791 0.915791 0.915791 2077.0
weighted avg 0.915765 0.915806 0.915791 2077.0
The result of Model Number:Dataset Number:Featuregroup Number:Rescale of 94 : 1 : 0 :
1

f1-score precision recall support
AFIB 0.876177 0.884132 0.868814 204.0
GSVT 0.905135 0.899665 0.910910 300.0
SB 0.924072 0.922833 0.925314 892.0
SR 0.915522 0.917420 0.913637 681.0
macro avg 0.905226 0.906013 0.904669 2077.0
micro avg 0.913856 0.913856 0.913856 2077.0
weighted avg 0.913829 0.913911 0.913856 2077.0
The result of Model Number:Dataset Number:Featuregroup Number:Rescale of 94 : 1 : 1 :
0

f1-score precision recall support
AFIB 0.888332 0.888491 0.888212 875.0
GSVT 0.897731 0.900763 0.894775 691.0
SB 0.943020 0.939768 0.946299 1553.0
SR 0.925113 0.928233 0.922047 907.0
macro avg 0.913549 0.914314 0.912833 4026.0
micro avg 0.919368 0.919368 0.919368 4026.0
weighted avg 0.919327 0.919330 0.919368 4026.0

The result of Model Number:Dataset Number:Featuregroup Number:Rescale of 94 : 1 : 1 : 1

	f1-score	precision	recall	support
AFIB	0.875336	0.883212	0.867873	875.0
GSVT	0.893166	0.875056	0.912253	691.0
SB	0.947209	0.936671	0.958100	1553.0
SR	0.909622	0.936661	0.884315	907.0
macro avg	0.906333	0.907900	0.905635	4026.0
micro avg	0.913999	0.913999	0.913999	4026.0
weighted avg	0.913845	0.914475	0.913999	4026.0

The result of Model Number:Dataset Number:Featuregroup Number:Rescale of 94 : 1 : 2 : 0

	f1-score	precision	recall	support
AFIB	0.860602	0.867038	0.854295	204.0
GSVT	0.882592	0.877934	0.887300	300.0
SB	0.897486	0.896286	0.898693	892.0
SR	0.889582	0.891288	0.887885	681.0
macro avg	0.882566	0.883136	0.882043	2077.0
micro avg	0.889143	0.889143	0.889143	2077.0
weighted avg	0.889121	0.889124	0.889143	2077.0

The result of Model Number:Dataset Number:Featuregroup Number:Rescale of 94 : 1 : 2 : 1

	f1-score	precision	recall	support
AFIB	0.843965	0.904967	0.791249	204.0
GSVT	0.799410	0.803734	0.795459	300.0
SB	0.835000	0.784930	0.891911	892.0
SR	0.733192	0.791279	0.683144	681.0
macro avg	0.802892	0.821228	0.790441	2077.0
micro avg	0.799643	0.799643	0.799643	2077.0
weighted avg	0.797359	0.801518	0.799643	2077.0

The result of Model Number:Dataset Number:Featuregroup Number:Rescale of 94 : 1 : 3 : 0

	f1-score	precision	recall	support
AFIB	0.641472	0.710594	0.585119	204.0
GSVT	0.756128	0.745529	0.767227	300.0
SB	0.802825	0.800240	0.805434	892.0
SR	0.782270	0.770371	0.794562	681.0
macro avg	0.745673	0.756684	0.738086	2077.0
micro avg	0.774712	0.774712	0.774712	2077.0
weighted avg	0.773493	0.773739	0.774712	2077.0

The result of Model Number:Dataset Number:Featuregroup Number:Rescale of 94 : 1 : 3 : 1

	f1-score	precision	recall	support
AFIB	0.877404	0.878590	0.876387	875.0

GSVT 0.891069 0.890611 0.891561 691.0
SB 0.930630 0.927300 0.933987 1553.0
SR 0.908344 0.913436 0.903368 907.0
macro avg 0.901862 0.902484 0.901326 4026.0
micro avg 0.907288 0.907288 0.907288 4026.0
weighted avg 0.907251 0.907293 0.907288 4026.0
The result of Model Number:Dataset Number:Featuregroup Number:Rescale of 94 : 1 : 4 :
0

f1-score precision recall support
AFIB 0.566453 0.620974 0.520926 204.0
GSVT 0.658787 0.652018 0.665821 300.0
SB 0.698364 0.695648 0.701104 892.0
SR 0.682184 0.672750 0.691897 681.0
macro avg 0.651447 0.660348 0.644937 2077.0
micro avg 0.675292 0.675292 0.675292 2077.0
weighted avg 0.674387 0.674504 0.675292 2077.0
The result of Model Number:Dataset Number:Featuregroup Number:Rescale of 94 : 1 : 4 :
1

f1-score precision recall support
AFIB 0.750474 0.746273 0.754760 875.0
GSVT 0.756586 0.761049 0.752220 691.0
SB 0.797001 0.794506 0.799513 1553.0
SR 0.781222 0.786391 0.776140 907.0
macro avg 0.771321 0.772055 0.770658 4026.0
micro avg 0.776404 0.776404 0.776404 4026.0
weighted avg 0.776398 0.776453 0.776404 4026.0
The result of Model Number:Dataset Number:Featuregroup Number:Rescale of 94 : 1 : 5 :
0

f1-score precision recall support
AFIB 0.767226 0.851464 0.698340 204.0
GSVT 0.895841 0.884641 0.907503 300.0
SB 0.953130 0.948267 0.958045 892.0
SR 0.930802 0.917789 0.944194 681.0
macro avg 0.886750 0.900540 0.877020 2077.0
micro avg 0.920695 0.920695 0.920695 2077.0
weighted avg 0.919275 0.919576 0.920695 2077.0
The result of Model Number:Dataset Number:Featuregroup Number:Rescale of 94 : 1 : 5 :
1

f1-score precision recall support
AFIB 0.675863 0.747327 0.617225 204.0
GSVT 0.777668 0.768668 0.787030 300.0
SB 0.822212 0.818831 0.825622 892.0
SR 0.804555 0.792638 0.816844 681.0
macro avg 0.770075 0.781866 0.761681 2077.0

micro avg 0.796702 0.796702 0.796702 2077.0
weighted avg 0.795615 0.795974 0.796702 2077.0
The result of Model Number:Dataset Number:Featuregroup Number:Rescale of 94 : 1 : 6 :
0

	f1-score	precision	recall	support
AFIB	0.834999	0.834582	0.835453	875.0
GSVT	0.845385	0.851042	0.839872	691.0
SB	0.896224	0.894165	0.898299	1553.0
SR	0.870267	0.870060	0.870623	907.0
macro avg	0.861719	0.862462	0.861062	4026.0
micro avg	0.868377	0.868377	0.868377	4026.0
weighted avg	0.868344	0.868384	0.868377	4026.0

The result of Model Number:Dataset Number:Featuregroup Number:Rescale of 94 : 1 : 6 :
1

	f1-score	precision	recall	support
AFIB	0.764870	0.860028	0.689345	204.0
GSVT	0.907462	0.888084	0.927744	300.0
SB	0.968732	0.963794	0.973726	892.0
SR	0.946999	0.935007	0.959364	681.0
macro avg	0.897016	0.911728	0.887545	2077.0
micro avg	0.934444	0.934444	0.934444	2077.0
weighted avg	0.932734	0.933228	0.934444	2077.0

The result of Model Number:Dataset Number:Featuregroup Number:Rescale of 94 : 1 : 7 :
0

	f1-score	precision	recall	support
AFIB	0.729797	0.736856	0.723003	204.0
GSVT	0.755621	0.754131	0.757129	300.0
SB	0.771415	0.770048	0.772796	892.0
SR	0.764303	0.764673	0.763966	681.0
macro avg	0.755284	0.756427	0.754223	2077.0
micro avg	0.762747	0.762747	0.762747	2077.0
weighted avg	0.762714	0.762726	0.762747	2077.0

The result of Model Number:Dataset Number:Featuregroup Number:Rescale of 94 : 1 : 7 :
1

	f1-score	precision	recall	support
AFIB	0.806349	0.810948	0.801936	204.0
GSVT	0.822941	0.817005	0.828972	300.0
SB	0.839561	0.836495	0.842665	892.0
SR	0.830632	0.836086	0.825270	681.0
macro avg	0.824871	0.825134	0.824711	2077.0
micro avg	0.830983	0.830983	0.830983	2077.0
weighted avg	0.830971	0.831037	0.830983	2077.0

The result of Model Number:Dataset Number:Featuregroup Number:Rescale of 94 : 1 : 8 :
0

f1-score precision recall support
AFIB 0.753522 0.741968 0.765566 875.0
GSVT 0.779504 0.787145 0.772164 691.0
SB 0.829600 0.827662 0.831574 1553.0
SR 0.808877 0.819133 0.798892 907.0
macro avg 0.792876 0.793977 0.792049 4026.0
micro avg 0.799668 0.799668 0.799668 4026.0
weighted avg 0.799799 0.800162 0.799668 4026.0
The result of Model Number:Dataset Number:Featuregroup Number:Rescale of 94 : 1 : 8 :
1

f1-score precision recall support
AFIB 0.825080 0.844879 0.806563 204.0
GSVT 0.854418 0.849465 0.859531 300.0
SB 0.872666 0.869464 0.875893 892.0
SR 0.865082 0.865724 0.864451 681.0
macro avg 0.854311 0.857383 0.851610 2077.0
micro avg 0.862969 0.862969 0.862969 2077.0
weighted avg 0.862870 0.862934 0.862969 2077.0
The result of Model Number:Dataset Number:Featuregroup Number:Rescale of 94 : 1 : 9 :
0

f1-score precision recall support
AFIB 0.839836 0.858089 0.822573 204.0
GSVT 0.874503 0.869345 0.879748 300.0
SB 0.893292 0.891310 0.895292 892.0
SR 0.884336 0.883837 0.884858 681.0
macro avg 0.872992 0.875645 0.870617 2077.0
micro avg 0.882483 0.882483 0.882483 2077.0
weighted avg 0.882391 0.882424 0.882483 2077.0
The result of Model Number:Dataset Number:Featuregroup Number:Rescale of 94 : 1 : 9 :
1

f1-score precision recall support
AFIB 0.772124 0.751840 0.820461 875.0
GSVT 0.742776 0.703047 0.846749 691.0
SB 0.703819 0.699371 0.708345 1553.0
SR 0.683648 0.695427 0.672452 907.0
macro avg 0.725592 0.712421 0.762002 4026.0
micro avg 0.748381 0.748381 0.748381 4026.0
weighted avg 0.720806 0.710517 0.748381 4026.0
The result of Model Number:Dataset Number:Featuregroup Number:Rescale of 94 : 1 :
10 : 0

f1-score precision recall support
AFIB 0.866419 0.865026 0.868172 875.0
GSVT 0.886621 0.881999 0.891342 691.0
SB 0.927008 0.919154 0.935004 1553.0

SR 0.891620 0.911443 0.872943 907.0
macro avg 0.892917 0.894405 0.891865 4026.0
micro avg 0.899004 0.899004 0.899004 4026.0
weighted avg 0.898936 0.899276 0.899004 4026.0
The result of Model Number:Dataset Number:Featuregroup Number:Rescale of 94 : 1 :
10 : 1

f1-score precision recall support
AFIB 0.867238 0.897566 0.839292 204.0
GSVT 0.903863 0.898353 0.909564 300.0
SB 0.922423 0.918633 0.926248 892.0
SR 0.913895 0.912563 0.915238 681.0
macro avg 0.901855 0.906779 0.897585 2077.0
micro avg 0.911687 0.911687 0.911687 2077.0
weighted avg 0.911526 0.911644 0.911687 2077.0

The result of Model Number:Dataset Number:Featuregroup Number:Rescale of 95 : 0 : 0 :
0

f1-score precision recall support
AFIB 0.876679 0.878436 0.874967 875.0
GSVT 0.878850 0.874106 0.883670 691.0
SB 0.918694 0.913786 0.923661 1553.0
SR 0.896715 0.907349 0.886353 907.0
macro avg 0.892735 0.893419 0.892163 4026.0
micro avg 0.897809 0.897809 0.897809 4026.0
weighted avg 0.897772 0.897842 0.897809 4026.0

The result of Model Number:Dataset Number:Featuregroup Number:Rescale of 95 : 0 : 0 :
1

f1-score precision recall support
AFIB 0.692983 0.745076 0.648420 204.0
GSVT 0.660876 0.681854 0.641252 300.0
SB 0.688540 0.654468 0.726359 892.0
SR 0.609512 0.635711 0.585450 681.0
macro avg 0.662978 0.679277 0.650370 2077.0
micro avg 0.660211 0.660211 0.660211 2077.0
weighted avg 0.659069 0.661173 0.660211 2077.0

The result of Model Number:Dataset Number:Featuregroup Number:Rescale of 95 : 0 : 1 :
0

f1-score precision recall support
AFIB 0.890981 0.891109 0.890971 875.0
GSVT 0.906542 0.899028 0.914251 691.0
SB 0.949138 0.940927 0.957508 1553.0
SR 0.917861 0.938596 0.898055 907.0
macro avg 0.916131 0.917415 0.915196 4026.0
micro avg 0.922229 0.922229 0.922229 4026.0
weighted avg 0.922141 0.922383 0.922229 4026.0

The result of Model Number:Dataset Number:Featuregroup Number:Rescale of 95 : 0 : 1 :
1

	f1-score	precision	recall	support
AFIB	0.676734	0.666358	0.687551	875.0
GSVT	0.700069	0.706931	0.693477	691.0
SB	0.745060	0.743320	0.746832	1553.0
SR	0.726448	0.735659	0.717481	907.0
macro avg	0.712078	0.713067	0.711335	4026.0
micro avg	0.718178	0.718178	0.718178	4026.0
weighted avg	0.718295	0.718622	0.718178	4026.0

The result of Model Number:Dataset Number:Featuregroup Number:Rescale of 95 : 0 : 2 :
0

	f1-score	precision	recall	support
AFIB	0.879500	0.910033	0.851068	204.0
GSVT	0.896364	0.886551	0.906506	300.0
SB	0.920226	0.913619	0.926932	892.0
SR	0.903791	0.908235	0.899407	681.0
macro avg	0.899970	0.904609	0.895978	2077.0
micro avg	0.907505	0.907505	0.907505	2077.0
weighted avg	0.907391	0.907592	0.907505	2077.0

The result of Model Number:Dataset Number:Featuregroup Number:Rescale of 95 : 0 : 2 :
1

	f1-score	precision	recall	support
AFIB	0.745520	0.752228	0.739165	875.0
GSVT	0.760707	0.745282	0.776962	691.0
SB	0.806734	0.797760	0.816010	1553.0
SR	0.774722	0.797751	0.753167	907.0
macro avg	0.771921	0.773255	0.771326	4026.0
micro avg	0.778449	0.778449	0.778449	4026.0
weighted avg	0.778318	0.778855	0.778449	4026.0

The result of Model Number:Dataset Number:Featuregroup Number:Rescale of 95 : 0 : 3 :
0

	f1-score	precision	recall	support
AFIB	0.816288	0.806480	0.826366	875.0
GSVT	0.831987	0.838724	0.825364	691.0
SB	0.886834	0.883440	0.890258	1553.0
SR	0.866041	0.877114	0.855254	907.0
macro avg	0.850287	0.851440	0.849311	4026.0
micro avg	0.857348	0.857348	0.857348	4026.0
weighted avg	0.857404	0.857614	0.857348	4026.0

The result of Model Number:Dataset Number:Featuregroup Number:Rescale of 95 : 0 : 3 :
1

	f1-score	precision	recall	support
AFIB	0.777884	0.779189	0.797164	204.0

GSVT 0.770571 0.800474 0.743815 300.0
SB 0.817358 0.772533 0.868039 892.0
SR 0.708475 0.773857 0.655073 681.0
macro avg 0.768572 0.781513 0.766023 2077.0
micro avg 0.773309 0.773309 0.773309 2077.0
weighted avg 0.771022 0.777657 0.773309 2077.0
The result of Model Number:Dataset Number:Featuregroup Number:Rescale of 95 : 0 : 4 :
0

f1-score precision recall support
AFIB 0.765523 0.829429 0.712287 204.0
GSVT 0.821113 0.810788 0.832039 300.0
SB 0.842075 0.830277 0.854310 892.0
SR 0.819104 0.822941 0.815702 681.0
macro avg 0.811954 0.823359 0.803584 2077.0
micro avg 0.824485 0.824485 0.824485 2077.0
weighted avg 0.823997 0.824974 0.824485 2077.0
The result of Model Number:Dataset Number:Featuregroup Number:Rescale of 95 : 0 : 4 :
1

f1-score precision recall support
AFIB 0.776251 0.792533 0.760645 204.0
GSVT 0.794258 0.789559 0.799022 300.0
SB 0.813622 0.811716 0.815537 892.0
SR 0.806749 0.806517 0.806989 681.0
macro avg 0.797720 0.800081 0.795548 2077.0
micro avg 0.804957 0.804957 0.804957 2077.0
weighted avg 0.804901 0.804927 0.804957 2077.0
The result of Model Number:Dataset Number:Featuregroup Number:Rescale of 95 : 0 : 5 :
0

f1-score precision recall support
AFIB 0.657246 0.661674 0.652974 875.0
GSVT 0.668975 0.659683 0.678655 691.0
SB 0.712866 0.707985 0.717821 1553.0
SR 0.683978 0.695792 0.672595 907.0
macro avg 0.680766 0.681284 0.680511 4026.0
micro avg 0.686816 0.686816 0.686816 4026.0
weighted avg 0.686736 0.686883 0.686816 4026.0
The result of Model Number:Dataset Number:Featuregroup Number:Rescale of 95 : 0 : 5 :
1

f1-score precision recall support
AFIB 0.724693 0.743843 0.706575 204.0
GSVT 0.744567 0.738382 0.750993 300.0
SB 0.765084 0.762276 0.767914 892.0
SR 0.753238 0.754151 0.752348 681.0
macro avg 0.746896 0.749663 0.744458 2077.0

micro avg 0.754342 0.754342 0.754342 2077.0
weighted avg 0.754269 0.754350 0.754342 2077.0
The result of Model Number:Dataset Number:Featuregroup Number:Rescale of 95 : 0 : 6 :
0

f1-score precision recall support
AFIB 0.735220 0.727096 0.743542 875.0
GSVT 0.748466 0.753075 0.743927 691.0
SB 0.796599 0.795273 0.797933 1553.0
SR 0.777202 0.784470 0.770088 907.0
macro avg 0.764372 0.764979 0.763872 4026.0
micro avg 0.770569 0.770569 0.770569 4026.0
weighted avg 0.770628 0.770779 0.770569 4026.0

The result of Model Number:Dataset Number:Featuregroup Number:Rescale of 95 : 0 : 6 :
1

f1-score precision recall support
AFIB 0.731699 0.723029 0.740642 875.0
GSVT 0.742113 0.749288 0.735148 691.0
SB 0.787630 0.784616 0.790672 1553.0
SR 0.769267 0.778142 0.760614 907.0
macro avg 0.757677 0.758769 0.756769 4026.0
micro avg 0.763497 0.763497 0.763497 4026.0
weighted avg 0.763525 0.763709 0.763497 4026.0

The result of Model Number:Dataset Number:Featuregroup Number:Rescale of 95 : 0 : 7 :
0

f1-score precision recall support
AFIB 0.666174 0.649126 0.684202 875.0
GSVT 0.629740 0.665432 0.597828 691.0
SB 0.667745 0.614486 0.731129 1553.0
SR 0.533415 0.647903 0.453409 907.0
macro avg 0.624268 0.644237 0.616642 4026.0
micro avg 0.635485 0.635485 0.635485 4026.0
weighted avg 0.630618 0.638287 0.635485 4026.0

The result of Model Number:Dataset Number:Featuregroup Number:Rescale of 95 : 0 : 7 :
1

f1-score precision recall support
AFIB 0.810921 0.817272 0.804711 875.0
GSVT 0.813060 0.802683 0.823758 691.0
SB 0.852808 0.849388 0.856265 1553.0
SR 0.834791 0.842985 0.826785 907.0
macro avg 0.827895 0.828082 0.827880 4026.0
micro avg 0.832840 0.832840 0.832840 4026.0
weighted avg 0.832823 0.832949 0.832840 4026.0

The result of Model Number:Dataset Number:Featuregroup Number:Rescale of 95 : 0 : 8 :
0

f1-score precision recall support
AFIB 0.854555 0.861454 0.847839 204.0
GSVT 0.874163 0.869877 0.878523 300.0
SB 0.891224 0.890236 0.892223 892.0
SR 0.884570 0.885746 0.883402 681.0
macro avg 0.876128 0.876828 0.875497 2077.0
micro avg 0.882993 0.882993 0.882993 2077.0
weighted avg 0.882977 0.882996 0.882993 2077.0
The result of Model Number:Dataset Number:Featuregroup Number:Rescale of 95 : 0 : 8 :
1

f1-score precision recall support
AFIB 0.803980 0.866642 0.750141 204.0
GSVT 0.828497 0.842522 0.814967 300.0
SB 0.878051 0.869970 0.886311 892.0
SR 0.843104 0.830878 0.855734 681.0
macro avg 0.838408 0.852503 0.826788 2077.0
micro avg 0.852606 0.852606 0.852606 2077.0
weighted avg 0.852160 0.852861 0.852606 2077.0
The result of Model Number:Dataset Number:Featuregroup Number:Rescale of 95 : 0 : 9 :
0

f1-score precision recall support
AFIB 0.899437 0.912169 0.887793 204.0
GSVT 0.918111 0.901207 0.935830 300.0
SB 0.937679 0.927311 0.948296 892.0
SR 0.917973 0.936670 0.900063 681.0
macro avg 0.918300 0.919339 0.917996 2077.0
micro avg 0.924739 0.924739 0.924739 2077.0
weighted avg 0.924635 0.925122 0.924739 2077.0
The result of Model Number:Dataset Number:Featuregroup Number:Rescale of 95 : 0 : 9 :
1

f1-score precision recall support
AFIB 0.701315 0.736355 0.669811 204.0
GSVT 0.722458 0.709069 0.736614 300.0
SB 0.738991 0.731542 0.746609 892.0
SR 0.718496 0.724914 0.712256 681.0
macro avg 0.720315 0.725470 0.716323 2077.0
micro avg 0.726359 0.726359 0.726359 2077.0
weighted avg 0.726183 0.726596 0.726359 2077.0
The result of Model Number:Dataset Number:Featuregroup Number:Rescale of 95 : 0 :
10 : 0

f1-score precision recall support
AFIB 0.851304 0.869234 0.834234 204.0
GSVT 0.877772 0.869753 0.885961 300.0
SB 0.892108 0.890119 0.894109 892.0

SR 0.881506 0.882428 0.880596 681.0
macro avg 0.875673 0.877884 0.873725 2077.0
micro avg 0.882621 0.882621 0.882621 2077.0
weighted avg 0.882554 0.882605 0.882621 2077.0
The result of Model Number:Dataset Number:Featuregroup Number:Rescale of 95 : 0 :
10 : 1

f1-score precision recall support
AFIB 0.754861 0.758602 0.751238 875.0
GSVT 0.762377 0.763476 0.761398 691.0
SB 0.802505 0.798782 0.806272 1553.0
SR 0.787732 0.789705 0.785812 907.0
macro avg 0.776869 0.777641 0.776180 4026.0
micro avg 0.782000 0.782000 0.782000 4026.0
weighted avg 0.781935 0.781944 0.782000 4026.0

The result of Model Number:Dataset Number:Featuregroup Number:Rescale of 95 : 1 : 0 :
0

f1-score precision recall support
AFIB 0.830504 0.876024 0.790032 204.0
GSVT 0.790816 0.818542 0.765004 300.0
SB 0.813432 0.782059 0.847441 892.0
SR 0.723976 0.743618 0.705387 681.0
macro avg 0.789682 0.805061 0.776966 2077.0
micro avg 0.783319 0.783319 0.783319 2077.0
weighted avg 0.782512 0.783954 0.783319 2077.0

The result of Model Number:Dataset Number:Featuregroup Number:Rescale of 95 : 1 : 0 :
1

f1-score precision recall support
AFIB 0.718606 0.724599 0.712958 204.0
GSVT 0.737589 0.734192 0.741033 300.0
SB 0.748712 0.746053 0.751396 892.0
SR 0.741797 0.745120 0.738543 681.0
macro avg 0.736676 0.737491 0.735982 2077.0
micro avg 0.741910 0.741910 0.741910 2077.0
weighted avg 0.741881 0.741927 0.741910 2077.0

The result of Model Number:Dataset Number:Featuregroup Number:Rescale of 95 : 1 : 1 :
0

f1-score precision recall support
AFIB 0.679601 0.685873 0.673480 875.0
GSVT 0.695470 0.693593 0.697382 691.0
SB 0.740686 0.733723 0.747788 1553.0
SR 0.720221 0.727448 0.713151 907.0
macro avg 0.708994 0.710159 0.707950 4026.0
micro avg 0.715184 0.715184 0.715184 4026.0
weighted avg 0.715039 0.715022 0.715184 4026.0

The result of Model Number:Dataset Number:Featuregroup Number:Rescale of 95 : 1 : 1 : 1

	f1-score	precision	recall	support
AFIB	0.852704	0.851051	0.854474	875.0
GSVT	0.868716	0.853517	0.884550	691.0
SB	0.930641	0.917436	0.944240	1553.0
SR	0.881562	0.920861	0.845518	907.0
macro avg	0.883406	0.885716	0.882196	4026.0
micro avg	0.892245	0.892245	0.892245	4026.0
weighted avg	0.892017	0.892809	0.892245	4026.0

The result of Model Number:Dataset Number:Featuregroup Number:Rescale of 95 : 1 : 2 : 0

	f1-score	precision	recall	support
AFIB	0.664908	0.649411	0.681269	875.0
GSVT	0.638288	0.645304	0.631465	691.0
SB	0.671696	0.628322	0.721518	1553.0
SR	0.537588	0.645539	0.460856	907.0
macro avg	0.628120	0.642144	0.623777	4026.0
micro avg	0.638591	0.638591	0.638591	4026.0
weighted avg	0.634274	0.639699	0.638591	4026.0

The result of Model Number:Dataset Number:Featuregroup Number:Rescale of 95 : 1 : 2 : 1

	f1-score	precision	recall	support
AFIB	0.855941	0.870802	0.841687	204.0
GSVT	0.872808	0.870225	0.875424	300.0
SB	0.883100	0.879958	0.886268	892.0
SR	0.875920	0.876835	0.875027	681.0
macro avg	0.871942	0.874455	0.869602	2077.0
micro avg	0.876638	0.876638	0.876638	2077.0
weighted avg	0.876592	0.876629	0.876638	2077.0

The result of Model Number:Dataset Number:Featuregroup Number:Rescale of 95 : 1 : 3 : 0

	f1-score	precision	recall	support
AFIB	0.579517	0.570239	0.652074	204.0
GSVT	0.678461	0.670589	0.686768	300.0
SB	0.701179	0.698531	0.703851	892.0
SR	0.550158	0.553002	0.547436	681.0
macro avg	0.627329	0.623090	0.647532	2077.0
micro avg	0.645013	0.645013	0.645013	2077.0
weighted avg	0.636432	0.634179	0.645013	2077.0

The result of Model Number:Dataset Number:Featuregroup Number:Rescale of 95 : 1 : 3 : 1

	f1-score	precision	recall	support
AFIB	0.775892	0.764209	0.794397	875.0

GSVT 0.740837 0.738680 0.747156 691.0
SB 0.791118 0.737196 0.860130 1553.0
SR 0.586030 0.783349 0.485597 907.0
macro avg 0.723469 0.755858 0.721820 4026.0
micro avg 0.742077 0.742077 0.742077 4026.0
weighted avg 0.732976 0.753719 0.742077 4026.0
The result of Model Number:Dataset Number:Featuregroup Number:Rescale of 95 : 1 : 4 :
0

f1-score precision recall support
AFIB 0.679422 0.681199 0.677787 204.0
GSVT 0.694751 0.692061 0.697520 300.0
SB 0.710332 0.709384 0.711286 892.0
SR 0.704643 0.706623 0.702677 681.0
macro avg 0.697287 0.697317 0.697318 2077.0
micro avg 0.703185 0.703185 0.703185 2077.0
weighted avg 0.703180 0.703208 0.703185 2077.0
The result of Model Number:Dataset Number:Featuregroup Number:Rescale of 95 : 1 : 4 :
1

f1-score precision recall support
AFIB 0.819645 0.836159 0.804297 204.0
GSVT 0.845945 0.839151 0.853013 300.0
SB 0.864259 0.863389 0.865131 892.0
SR 0.856381 0.855889 0.856883 681.0
macro avg 0.846558 0.848647 0.844831 2077.0
micro avg 0.854702 0.854702 0.854702 2077.0
weighted avg 0.854649 0.854755 0.854702 2077.0
The result of Model Number:Dataset Number:Featuregroup Number:Rescale of 95 : 1 : 5 :
0

f1-score precision recall support
AFIB 0.873292 0.911617 0.838278 204.0
GSVT 0.812978 0.818831 0.807541 300.0
SB 0.843122 0.800783 0.890191 892.0
SR 0.747981 0.797367 0.704515 681.0
macro avg 0.819343 0.832149 0.810131 2077.0
micro avg 0.812275 0.812275 0.812275 2077.0
weighted avg 0.810537 0.813156 0.812275 2077.0
The result of Model Number:Dataset Number:Featuregroup Number:Rescale of 95 : 1 : 5 :
1

f1-score precision recall support
AFIB 0.614696 0.629172 0.600924 875.0
GSVT 0.647981 0.649617 0.646395 691.0
SB 0.704691 0.701769 0.707639 1553.0
SR 0.670518 0.659958 0.681453 907.0
macro avg 0.659471 0.660129 0.659103 4026.0

micro avg 0.668035 0.668035 0.668035 4026.0
weighted avg 0.667699 0.667621 0.668035 4026.0
The result of Model Number:Dataset Number:Featuregroup Number:Rescale of 95 : 1 : 6 :
0

	f1-score	precision	recall	support
AFIB	0.726313	0.732070	0.720664	875.0
GSVT	0.735521	0.732279	0.738818	691.0
SB	0.782140	0.779048	0.785263	1553.0
SR	0.762920	0.765076	0.760814	907.0
macro avg	0.751724	0.752118	0.751390	4026.0
micro avg	0.757743	0.757743	0.757743	4026.0
weighted avg	0.757676	0.757663	0.757743	4026.0

The result of Model Number:Dataset Number:Featuregroup Number:Rescale of 95 : 1 : 6 :
1

	f1-score	precision	recall	support
AFIB	0.873033	0.892481	0.854665	204.0
GSVT	0.883804	0.870859	0.897507	300.0
SB	0.903775	0.894794	0.912979	892.0
SR	0.887104	0.899846	0.874745	681.0
macro avg	0.886929	0.889495	0.884974	2077.0
micro avg	0.892481	0.892481	0.892481	2077.0
weighted avg	0.892405	0.892766	0.892481	2077.0

The result of Model Number:Dataset Number:Featuregroup Number:Rescale of 95 : 1 : 7 :
0

	f1-score	precision	recall	support
AFIB	0.603883	0.668955	0.550833	204.0
GSVT	0.711820	0.701843	0.722269	300.0
SB	0.755781	0.753347	0.758238	892.0
SR	0.736431	0.725229	0.748003	681.0
macro avg	0.701979	0.712344	0.694835	2077.0
micro avg	0.729315	0.729315	0.729315	2077.0
weighted avg	0.728167	0.728400	0.729315	2077.0

The result of Model Number:Dataset Number:Featuregroup Number:Rescale of 95 : 1 : 7 :
1

	f1-score	precision	recall	support
AFIB	0.710314	0.713580	0.707114	875.0
GSVT	0.680790	0.684891	0.676760	691.0
SB	0.730258	0.697707	0.766031	1553.0
SR	0.624531	0.679883	0.577638	907.0
macro avg	0.686473	0.694015	0.681886	4026.0
micro avg	0.695462	0.695462	0.695462	4026.0
weighted avg	0.693614	0.694942	0.695462	4026.0

The result of Model Number:Dataset Number:Featuregroup Number:Rescale of 95 : 1 : 8 :
0

f1-score precision recall support
AFIB 0.684691 0.691692 0.677888 875.0
GSVT 0.684485 0.673911 0.695477 691.0
SB 0.722040 0.717729 0.726410 1553.0
SR 0.702929 0.712338 0.693787 907.0
macro avg 0.698537 0.698917 0.698391 4026.0
micro avg 0.703206 0.703206 0.703206 4026.0
weighted avg 0.703172 0.703335 0.703206 4026.0
The result of Model Number:Dataset Number:Featuregroup Number:Rescale of 95 : 1 : 8 :
1

f1-score precision recall support
AFIB 0.713686 0.731051 0.697303 204.0
GSVT 0.722657 0.712709 0.732984 300.0
SB 0.737249 0.729887 0.744767 892.0
SR 0.724377 0.733883 0.715135 681.0
macro avg 0.724492 0.726882 0.722547 2077.0
micro avg 0.728688 0.728688 0.728688 2077.0
weighted avg 0.728607 0.728830 0.728688 2077.0
The result of Model Number:Dataset Number:Featuregroup Number:Rescale of 95 : 1 : 9 :
0

f1-score precision recall support
AFIB 0.699922 0.690227 0.709921 875.0
GSVT 0.715445 0.721235 0.709751 691.0
SB 0.759437 0.757254 0.761636 1553.0
SR 0.740962 0.750606 0.731570 907.0
macro avg 0.728941 0.729831 0.728219 4026.0
micro avg 0.734718 0.734718 0.734718 4026.0
weighted avg 0.734789 0.735007 0.734718 4026.0
The result of Model Number:Dataset Number:Featuregroup Number:Rescale of 95 : 1 : 9 :
1

f1-score precision recall support
AFIB 0.637913 0.634718 0.641350 875.0
GSVT 0.652326 0.653208 0.651577 691.0
SB 0.694638 0.692350 0.696959 1553.0
SR 0.674238 0.681236 0.667462 907.0
macro avg 0.664779 0.665378 0.664337 4026.0
micro avg 0.670439 0.670439 0.670439 4026.0
weighted avg 0.670451 0.670603 0.670439 4026.0
The result of Model Number:Dataset Number:Featuregroup Number:Rescale of 95 : 1 :
10 : 0

f1-score precision recall support
AFIB 0.784972 0.793950 0.776498 204.0
GSVT 0.803345 0.798592 0.808169 300.0
SB 0.771197 0.742710 0.819282 892.0

SR 0.646912 0.650043 0.643828 681.0
macro avg 0.751607 0.746324 0.761944 2077.0
micro avg 0.755947 0.755947 0.755947 2077.0
weighted avg 0.736443 0.725431 0.755947 2077.0
The result of Model Number:Dataset Number:Featuregroup Number:Rescale of 95 : 1 :
10 : 1

f1-score precision recall support
AFIB 0.924876 0.940252 0.910206 204.0
GSVT 0.942610 0.935913 0.949474 300.0
SB 0.964473 0.959053 0.969977 892.0
SR 0.952186 0.958012 0.946461 681.0
macro avg 0.946036 0.948307 0.944030 2077.0
micro avg 0.953435 0.953435 0.953435 2077.0
weighted avg 0.953398 0.953523 0.953435 2077.0

The result of Model Number:Dataset Number:Featuregroup Number:Rescale of 96 : 0 : 0 :
0

f1-score precision recall support
AFIB 0.763214 0.755861 0.770829 875.0
GSVT 0.783210 0.785451 0.781064 691.0
SB 0.832687 0.830772 0.834617 1553.0
SR 0.809263 0.818786 0.799978 907.0
macro avg 0.797094 0.797717 0.796622 4026.0
micro avg 0.803758 0.803758 0.803758 4026.0
weighted avg 0.803819 0.804012 0.803758 4026.0

The result of Model Number:Dataset Number:Featuregroup Number:Rescale of 96 : 0 : 0 :
1

f1-score precision recall support
AFIB 0.864625 0.862228 0.867099 875.0
GSVT 0.871467 0.875623 0.867437 691.0
SB 0.912273 0.909358 0.915210 1553.0
SR 0.897688 0.902024 0.893435 907.0
macro avg 0.886513 0.887308 0.885795 4026.0
micro avg 0.891649 0.891649 0.891649 4026.0
weighted avg 0.891628 0.891673 0.891649 4026.0

The result of Model Number:Dataset Number:Featuregroup Number:Rescale of 96 : 0 : 1 :
0

f1-score precision recall support
AFIB 0.730815 0.741774 0.720382 204.0
GSVT 0.757205 0.755195 0.759231 300.0
SB 0.775142 0.774109 0.776184 892.0
SR 0.767561 0.766571 0.768578 681.0
macro avg 0.757681 0.759412 0.756094 2077.0
micro avg 0.765761 0.765761 0.765761 2077.0
weighted avg 0.765712 0.765730 0.765761 2077.0

The result of Model Number:Dataset Number:Featuregroup Number:Rescale of 96 : 0 : 1 : 1

	f1-score	precision	recall	support
AFIB	0.745600	0.759525	0.825493	204.0
GSVT	0.895388	0.877249	0.914745	300.0
SB	0.736588	0.729706	0.743609	892.0
SR	0.896530	0.904019	0.889288	681.0
macro avg	0.818526	0.817625	0.843284	2077.0
micro avg	0.824135	0.824135	0.824135	2077.0
weighted avg	0.812851	0.811099	0.824135	2077.0

The result of Model Number:Dataset Number:Featuregroup Number:Rescale of 96 : 0 : 2 : 0

	f1-score	precision	recall	support
AFIB	0.836837	0.814854	0.889225	875.0
GSVT	0.805029	0.761970	0.917717	691.0
SB	0.762807	0.757986	0.767712	1553.0
SR	0.740946	0.753713	0.728812	907.0
macro avg	0.786405	0.772131	0.825867	4026.0
micro avg	0.811104	0.811104	0.811104	4026.0
weighted avg	0.781218	0.770067	0.811104	4026.0

The result of Model Number:Dataset Number:Featuregroup Number:Rescale of 96 : 0 : 2 : 1

	f1-score	precision	recall	support
AFIB	0.812709	0.876052	0.758286	204.0
GSVT	0.837493	0.851670	0.823816	300.0
SB	0.887585	0.879416	0.895934	892.0
SR	0.852258	0.839899	0.865025	681.0
macro avg	0.847511	0.861759	0.835765	2077.0
micro avg	0.861864	0.861864	0.861864	2077.0
weighted avg	0.861412	0.862121	0.861864	2077.0

The result of Model Number:Dataset Number:Featuregroup Number:Rescale of 96 : 0 : 3 : 0

	f1-score	precision	recall	support
AFIB	0.881065	0.872577	0.889856	875.0
GSVT	0.904149	0.906735	0.901671	691.0
SB	0.961266	0.959055	0.963493	1553.0
SR	0.934225	0.945217	0.923505	907.0
macro avg	0.920176	0.920896	0.919631	4026.0
micro avg	0.927870	0.927870	0.927870	4026.0
weighted avg	0.927940	0.928163	0.927870	4026.0

The result of Model Number:Dataset Number:Featuregroup Number:Rescale of 96 : 0 : 3 : 1

	f1-score	precision	recall	support
AFIB	0.865326	0.866299	0.864512	204.0

GSVT 0.885192 0.883216 0.887245 300.0
SB 0.903955 0.902748 0.905169 892.0
SR 0.897185 0.899444 0.894948 681.0
macro avg 0.887914 0.887927 0.887968 2077.0
micro avg 0.895236 0.895236 0.895236 2077.0
weighted avg 0.895231 0.895264 0.895236 2077.0
The result of Model Number:Dataset Number:Featuregroup Number:Rescale of 96 : 0 : 4 :
0

f1-score precision recall support
AFIB 0.667623 0.659099 0.676409 875.0
GSVT 0.679341 0.683237 0.675508 691.0
SB 0.727193 0.724139 0.730280 1553.0
SR 0.705781 0.717205 0.694728 907.0
macro avg 0.694985 0.695920 0.694231 4026.0
micro avg 0.701162 0.701162 0.701162 4026.0
weighted avg 0.701210 0.701421 0.701162 4026.0
The result of Model Number:Dataset Number:Featuregroup Number:Rescale of 96 : 0 : 4 :
1

f1-score precision recall support
AFIB 0.826489 0.823947 0.829099 875.0
GSVT 0.805420 0.809370 0.801637 691.0
SB 0.846723 0.811585 0.885049 1553.0
SR 0.728675 0.795026 0.672604 907.0
macro avg 0.801827 0.809982 0.797097 4026.0
micro avg 0.810712 0.810712 0.810712 4026.0
weighted avg 0.808642 0.810161 0.810712 4026.0
The result of Model Number:Dataset Number:Featuregroup Number:Rescale of 96 : 0 : 5 :
0

f1-score precision recall support
AFIB 0.837608 0.837389 0.837909 875.0
GSVT 0.855106 0.851873 0.858455 691.0
SB 0.910389 0.906279 0.914551 1553.0
SR 0.879707 0.889758 0.869915 907.0
macro avg 0.870703 0.871325 0.870207 4026.0
micro avg 0.878210 0.878210 0.878210 4026.0
weighted avg 0.878171 0.878247 0.878210 4026.0
The result of Model Number:Dataset Number:Featuregroup Number:Rescale of 96 : 0 : 5 :
1

f1-score precision recall support
AFIB 0.785696 0.811788 0.761527 204.0
GSVT 0.815513 0.808971 0.822285 300.0
SB 0.833531 0.830106 0.836987 892.0
SR 0.825746 0.825625 0.825868 681.0
macro avg 0.815121 0.819122 0.811667 2077.0

micro avg 0.823806 0.823806 0.823806 2077.0
weighted avg 0.823678 0.823785 0.823806 2077.0
The result of Model Number:Dataset Number:Featuregroup Number:Rescale of 96 : 0 : 6 :
0

	f1-score	precision	recall	support
AFIB	0.881772	0.885971	0.877652	875.0
GSVT	0.892665	0.876442	0.909591	691.0
SB	0.944507	0.940890	0.948155	1553.0
SR	0.916590	0.932279	0.901435	907.0
macro avg	0.908883	0.908896	0.909208	4026.0
micro avg	0.915688	0.915688	0.915688	4026.0
weighted avg	0.915685	0.915953	0.915688	4026.0

The result of Model Number:Dataset Number:Featuregroup Number:Rescale of 96 : 0 : 6 :
1

	f1-score	precision	recall	support
AFIB	0.809755	0.811811	0.807740	875.0
GSVT	0.824045	0.815118	0.833203	691.0
SB	0.868498	0.858674	0.878563	1553.0
SR	0.828789	0.851479	0.807310	907.0
macro avg	0.832772	0.834270	0.831704	4026.0
micro avg	0.839333	0.839333	0.839333	4026.0
weighted avg	0.839155	0.839392	0.839333	4026.0

The result of Model Number:Dataset Number:Featuregroup Number:Rescale of 96 : 0 : 7 :
0

	f1-score	precision	recall	support
AFIB	0.799948	0.801334	0.798579	875.0
GSVT	0.809647	0.800344	0.819236	691.0
SB	0.852587	0.842306	0.863125	1553.0
SR	0.812061	0.836666	0.788880	907.0
macro avg	0.818561	0.820163	0.817455	4026.0
micro avg	0.824837	0.824837	0.824837	4026.0
weighted avg	0.824647	0.824929	0.824837	4026.0

The result of Model Number:Dataset Number:Featuregroup Number:Rescale of 96 : 0 : 7 :
1

	f1-score	precision	recall	support
AFIB	0.777829	0.761120	0.795331	875.0
GSVT	0.805524	0.817206	0.794225	691.0
SB	0.857512	0.857349	0.857679	1553.0
SR	0.836020	0.845737	0.826528	907.0
macro avg	0.819221	0.820353	0.818441	4026.0
micro avg	0.826220	0.826220	0.826220	4026.0
weighted avg	0.826429	0.826929	0.826220	4026.0

The result of Model Number:Dataset Number:Featuregroup Number:Rescale of 96 : 0 : 8 :
0

f1-score precision recall support
AFIB 0.696767 0.698015 0.695545 875.0
GSVT 0.667201 0.670705 0.663751 691.0
SB 0.705736 0.666914 0.749364 1553.0
SR 0.586117 0.659718 0.527342 907.0
macro avg 0.663955 0.673838 0.659001 4026.0
micro avg 0.672955 0.672955 0.672955 4026.0
weighted avg 0.670224 0.672703 0.672955 4026.0
The result of Model Number:Dataset Number:Featuregroup Number:Rescale of 96 : 0 : 8 :
1

f1-score precision recall support
AFIB 0.684200 0.719548 0.652366 204.0
GSVT 0.717442 0.710430 0.724611 300.0
SB 0.730092 0.724219 0.736066 892.0
SR 0.721075 0.721952 0.720228 681.0
macro avg 0.713202 0.719037 0.708318 2077.0
micro avg 0.720998 0.720998 0.720998 2077.0
weighted avg 0.720801 0.721025 0.720998 2077.0
The result of Model Number:Dataset Number:Featuregroup Number:Rescale of 96 : 0 : 9 :
0

f1-score precision recall support
AFIB 0.760400 0.796806 0.727355 204.0
GSVT 0.800906 0.792332 0.809697 300.0
SB 0.817918 0.813400 0.822498 892.0
SR 0.808679 0.807978 0.809395 681.0
macro avg 0.796976 0.802629 0.792236 2077.0
micro avg 0.807008 0.807008 0.807008 2077.0
weighted avg 0.806782 0.806949 0.807008 2077.0
The result of Model Number:Dataset Number:Featuregroup Number:Rescale of 96 : 0 : 9 :
1

f1-score precision recall support
AFIB 0.642257 0.597251 0.754209 875.0
GSVT 0.550818 0.514266 0.623031 691.0
SB 0.658192 0.652639 0.663856 1553.0
SR 0.634402 0.649779 0.619957 907.0
macro avg 0.621417 0.603484 0.665263 4026.0
micro avg 0.666596 0.666596 0.666596 4026.0
weighted avg 0.630940 0.616207 0.666596 4026.0
The result of Model Number:Dataset Number:Featuregroup Number:Rescale of 96 : 0 :
10 : 0

f1-score precision recall support
AFIB 0.770719 0.789027 0.753312 204.0
GSVT 0.796035 0.788571 0.803725 300.0
SB 0.813131 0.812221 0.814042 892.0

SR 0.805282 0.804473 0.806106 681.0
macro avg 0.796292 0.798573 0.794297 2077.0
micro avg 0.803985 0.803985 0.803985 2077.0
weighted avg 0.803923 0.803987 0.803985 2077.0
The result of Model Number:Dataset Number:Featuregroup Number:Rescale of 96 : 0 :
10 : 1

f1-score precision recall support
AFIB 0.874611 0.894067 0.856172 204.0
GSVT 0.911875 0.906208 0.917648 300.0
SB 0.931669 0.929707 0.933651 892.0
SR 0.921746 0.921094 0.922428 681.0
macro avg 0.909975 0.912769 0.907475 2077.0
micro avg 0.920050 0.920050 0.920050 2077.0
weighted avg 0.919952 0.919988 0.920050 2077.0
The result of Model Number:Dataset Number:Featuregroup Number:Rescale of 96 : 1 : 0 :
0

f1-score precision recall support
AFIB 0.911986 0.931808 0.893240 204.0
GSVT 0.949632 0.944031 0.955327 300.0
SB 0.970035 0.967883 0.972207 892.0
SR 0.960310 0.959768 0.960877 681.0
macro avg 0.947991 0.950873 0.945413 2077.0
micro avg 0.958298 0.958298 0.958298 2077.0
weighted avg 0.958198 0.958234 0.958298 2077.0
The result of Model Number:Dataset Number:Featuregroup Number:Rescale of 96 : 1 : 0 :
1

f1-score precision recall support
AFIB 0.750568 0.768398 0.733617 204.0
GSVT 0.775222 0.767954 0.782711 300.0
SB 0.791871 0.790986 0.792759 892.0
SR 0.784228 0.783440 0.785030 681.0
macro avg 0.775473 0.777694 0.773529 2077.0
micro avg 0.782965 0.782965 0.782965 2077.0
weighted avg 0.782904 0.782966 0.782965 2077.0
The result of Model Number:Dataset Number:Featuregroup Number:Rescale of 96 : 1 : 1 :
0

f1-score precision recall support
AFIB 0.852053 0.846150 0.858210 875.0
GSVT 0.865198 0.868709 0.861855 691.0
SB 0.938742 0.928980 0.948715 1553.0
SR 0.891344 0.912084 0.871607 907.0
macro avg 0.886834 0.888981 0.885097 4026.0
micro avg 0.896765 0.896765 0.896765 4026.0
weighted avg 0.896600 0.896827 0.896765 4026.0

The result of Model Number:Dataset Number:Featuregroup Number:Rescale of 96 : 1 : 1 :
1

	f1-score	precision	recall	support
AFIB	0.797999	0.808566	0.787824	204.0
GSVT	0.822080	0.819113	0.825087	300.0
SB	0.832319	0.829729	0.834930	892.0
SR	0.823250	0.824836	0.821694	681.0
macro avg	0.818912	0.820561	0.817384	2077.0
micro avg	0.824542	0.824542	0.824542	2077.0
weighted avg	0.824496	0.824513	0.824542	2077.0

The result of Model Number:Dataset Number:Featuregroup Number:Rescale of 96 : 1 : 2 :
0

	f1-score	precision	recall	support
AFIB	0.907452	0.925190	0.890540	204.0
GSVT	0.932387	0.925669	0.939235	300.0
SB	0.949074	0.945381	0.952798	892.0
SR	0.938700	0.941356	0.936079	681.0
macro avg	0.931903	0.934399	0.929663	2077.0
micro avg	0.939242	0.939242	0.939242	2077.0
weighted avg	0.939174	0.939231	0.939242	2077.0

The result of Model Number:Dataset Number:Featuregroup Number:Rescale of 96 : 1 : 2 :
1

	f1-score	precision	recall	support
AFIB	0.790853	0.791229	0.790590	875.0
GSVT	0.811334	0.804312	0.818509	691.0
SB	0.866508	0.860193	0.872924	1553.0
SR	0.829490	0.845979	0.813673	907.0
macro avg	0.824546	0.825428	0.823924	4026.0
micro avg	0.832342	0.832342	0.832342	4026.0
weighted avg	0.832256	0.832411	0.832342	4026.0

The result of Model Number:Dataset Number:Featuregroup Number:Rescale of 96 : 1 : 3 :
0

	f1-score	precision	recall	support
AFIB	0.825631	0.828290	0.823065	875.0
GSVT	0.837238	0.823946	0.851042	691.0
SB	0.882166	0.874801	0.889663	1553.0
SR	0.837822	0.859101	0.817603	907.0
macro avg	0.845714	0.846534	0.845343	4026.0
micro avg	0.852326	0.852326	0.852326	4026.0
weighted avg	0.852178	0.852427	0.852326	4026.0

The result of Model Number:Dataset Number:Featuregroup Number:Rescale of 96 : 1 : 3 :
1

	f1-score	precision	recall	support
AFIB	0.712252	0.800864	0.641923	204.0

GSVT 0.845035 0.826990 0.863922 300.0
SB 0.902091 0.897492 0.906741 892.0
SR 0.881853 0.870685 0.893367 681.0
macro avg 0.835308 0.849008 0.826488 2077.0
micro avg 0.870161 0.870161 0.870161 2077.0
weighted avg 0.868568 0.869029 0.870161 2077.0
The result of Model Number:Dataset Number:Featuregroup Number:Rescale of 96 : 1 : 4 :
0

f1-score precision recall support
AFIB 0.784563 0.775309 0.794080 875.0
GSVT 0.797854 0.802902 0.792897 691.0
SB 0.850666 0.849522 0.851816 1553.0
SR 0.829768 0.837629 0.822081 907.0
macro avg 0.815713 0.816340 0.815219 4026.0
micro avg 0.822456 0.822456 0.822456 4026.0
weighted avg 0.822527 0.822712 0.822456 4026.0
The result of Model Number:Dataset Number:Featuregroup Number:Rescale of 96 : 1 : 4 :
1

f1-score precision recall support
AFIB 0.815021 0.822451 0.807831 204.0
GSVT 0.836290 0.833552 0.839072 300.0
SB 0.851578 0.851010 0.852150 892.0
SR 0.844089 0.843846 0.844343 681.0
macro avg 0.836744 0.837715 0.835849 2077.0
micro avg 0.843348 0.843348 0.843348 2077.0
weighted avg 0.843324 0.843335 0.843348 2077.0
The result of Model Number:Dataset Number:Featuregroup Number:Rescale of 96 : 1 : 5 :
0

f1-score precision recall support
AFIB 0.704341 0.704298 0.704428 875.0
GSVT 0.705866 0.702049 0.709736 691.0
SB 0.739587 0.734666 0.744585 1553.0
SR 0.719949 0.731761 0.708539 907.0
macro avg 0.717436 0.718194 0.716822 4026.0
micro avg 0.721755 0.721755 0.721755 4026.0
weighted avg 0.721715 0.721814 0.721755 4026.0
The result of Model Number:Dataset Number:Featuregroup Number:Rescale of 96 : 1 : 5 :
1

f1-score precision recall support
AFIB 0.910168 0.934768 0.887018 204.0
GSVT 0.917670 0.904161 0.931714 300.0
SB 0.935446 0.925494 0.945617 892.0
SR 0.918096 0.930711 0.905833 681.0
macro avg 0.920345 0.923784 0.917546 2077.0

micro avg 0.924809 0.924809 0.924809 2077.0
weighted avg 0.924707 0.925034 0.924809 2077.0
The result of Model Number:Dataset Number:Featuregroup Number:Rescale of 96 : 1 : 6 :
0

	f1-score	precision	recall	support
AFIB	0.739505	0.755749	0.724222	204.0
GSVT	0.763338	0.757168	0.769713	300.0
SB	0.779336	0.778377	0.780297	892.0
SR	0.772757	0.772084	0.773435	681.0
macro avg	0.763734	0.765845	0.761917	2077.0
micro avg	0.771011	0.771011	0.771011	2077.0
weighted avg	0.770956	0.771028	0.771011	2077.0

The result of Model Number:Dataset Number:Featuregroup Number:Rescale of 96 : 1 : 6 :
1

	f1-score	precision	recall	support
AFIB	0.735810	0.751244	0.721017	204.0
GSVT	0.752879	0.748424	0.757394	300.0
SB	0.771233	0.769427	0.773049	892.0
SR	0.764719	0.764499	0.764946	681.0
macro avg	0.756160	0.758399	0.754102	2077.0
micro avg	0.763021	0.763021	0.763021	2077.0
weighted avg	0.762967	0.762992	0.763021	2077.0

The result of Model Number:Dataset Number:Featuregroup Number:Rescale of 96 : 1 : 7 :
0

	f1-score	precision	recall	support
AFIB	0.768290	0.768836	0.767760	875.0
GSVT	0.778643	0.780179	0.777181	691.0
SB	0.827050	0.824301	0.829819	1553.0
SR	0.807616	0.810619	0.804663	907.0
macro avg	0.795400	0.795984	0.794856	4026.0
micro avg	0.801630	0.801630	0.801630	4026.0
weighted avg	0.801593	0.801591	0.801630	4026.0

The result of Model Number:Dataset Number:Featuregroup Number:Rescale of 96 : 1 : 7 :
1

	f1-score	precision	recall	support
AFIB	0.856343	0.840335	0.873064	875.0
GSVT	0.886339	0.900332	0.872885	691.0
SB	0.942584	0.940899	0.944282	1553.0
SR	0.918625	0.928357	0.909100	907.0
macro avg	0.900973	0.902481	0.899833	4026.0
micro avg	0.908624	0.908624	0.908624	4026.0
weighted avg	0.908789	0.909255	0.908624	4026.0

The result of Model Number:Dataset Number:Featuregroup Number:Rescale of 96 : 1 : 8 :
0

f1-score precision recall support
AFIB 0.832648 0.852258 0.813993 875.0
GSVT 0.877735 0.879952 0.875587 691.0
SB 0.954553 0.950595 0.958546 1553.0
SR 0.908263 0.893959 0.923076 907.0
macro avg 0.893300 0.894191 0.892801 4026.0
micro avg 0.904900 0.904900 0.904900 4026.0
weighted avg 0.904445 0.904339 0.904900 4026.0
The result of Model Number:Dataset Number:Featuregroup Number:Rescale of 96 : 1 : 8 :
1

f1-score precision recall support
AFIB 0.828524 0.833250 0.823990 204.0
GSVT 0.845572 0.839473 0.851769 300.0
SB 0.862649 0.859499 0.865839 892.0
SR 0.853475 0.859079 0.847965 681.0
macro avg 0.847555 0.847825 0.847391 2077.0
micro avg 0.853836 0.853836 0.853836 2077.0
weighted avg 0.853823 0.853890 0.853836 2077.0
The result of Model Number:Dataset Number:Featuregroup Number:Rescale of 96 : 1 : 9 :
0

f1-score precision recall support
AFIB 0.761796 0.801906 0.725711 204.0
GSVT 0.800050 0.793042 0.807218 300.0
SB 0.820810 0.815743 0.825955 892.0
SR 0.809611 0.807969 0.811279 681.0
macro avg 0.798067 0.804665 0.792541 2077.0
micro avg 0.808591 0.808591 0.808591 2077.0
weighted avg 0.808343 0.808556 0.808591 2077.0
The result of Model Number:Dataset Number:Featuregroup Number:Rescale of 96 : 1 : 9 :
1

f1-score precision recall support
AFIB 0.801270 0.831078 0.773885 204.0
GSVT 0.743548 0.778052 0.712043 300.0
SB 0.778896 0.731917 0.832334 892.0
SR 0.684021 0.731546 0.642374 681.0
macro avg 0.751934 0.768148 0.740159 2077.0
micro avg 0.746935 0.746935 0.746935 2077.0
weighted avg 0.744881 0.748199 0.746935 2077.0
The result of Model Number:Dataset Number:Featuregroup Number:Rescale of 96 : 1 :
10 : 0

f1-score precision recall support
AFIB 0.592456 0.582971 0.666633 204.0
GSVT 0.693610 0.685561 0.702102 300.0
SB 0.716834 0.714127 0.719566 892.0

SR 0.562441 0.565349 0.559658 681.0
macro avg 0.641335 0.637002 0.661990 2077.0
micro avg 0.659415 0.659415 0.659415 2077.0
weighted avg 0.650641 0.648338 0.659415 2077.0
The result of Model Number:Dataset Number:Featuregroup Number:Rescale of 96 : 1 :
10 : 1

f1-score precision recall support
AFIB 0.668137 0.701519 0.638123 204.0
GSVT 0.688280 0.675524 0.701766 300.0
SB 0.704031 0.696934 0.711288 892.0
SR 0.684505 0.690619 0.678560 681.0
macro avg 0.686238 0.691149 0.682434 2077.0
micro avg 0.691996 0.691996 0.691996 2077.0
weighted avg 0.691828 0.692222 0.691996 2077.0

The result of Model Number:Dataset Number:Featuregroup Number:Rescale of 97 : 0 : 0 :
0

f1-score precision recall support
AFIB 0.765280 0.771459 0.759266 204.0
GSVT 0.782840 0.779002 0.786744 300.0
SB 0.798119 0.797234 0.799013 892.0
SR 0.792159 0.793213 0.791114 681.0
macro avg 0.784600 0.785227 0.784034 2077.0
micro avg 0.790747 0.790747 0.790747 2077.0
weighted avg 0.790733 0.790750 0.790747 2077.0

The result of Model Number:Dataset Number:Featuregroup Number:Rescale of 97 : 0 : 0 :
1

f1-score precision recall support
AFIB 0.854371 0.871510 0.838062 204.0
GSVT 0.874171 0.865084 0.883497 300.0
SB 0.890338 0.886875 0.893832 892.0
SR 0.880983 0.884658 0.877357 681.0
macro avg 0.874966 0.877032 0.873187 2077.0
micro avg 0.881460 0.881460 0.881460 2077.0
weighted avg 0.881403 0.881492 0.881460 2077.0

The result of Model Number:Dataset Number:Featuregroup Number:Rescale of 97 : 0 : 1 :
0

f1-score precision recall support
AFIB 0.801470 0.791771 0.811445 875.0
GSVT 0.812319 0.820648 0.804221 691.0
SB 0.862765 0.859958 0.865598 1553.0
SR 0.843894 0.852566 0.835427 907.0
macro avg 0.830112 0.831236 0.829173 4026.0
micro avg 0.836497 0.836497 0.836497 4026.0
weighted avg 0.836534 0.836726 0.836497 4026.0

The result of Model Number:Dataset Number:Featuregroup Number:Rescale of 97 : 0 : 1 :
1

	f1-score	precision	recall	support
AFIB	0.735898	0.740856	0.731115	875.0
GSVT	0.749031	0.738628	0.759870	691.0
SB	0.798175	0.792709	0.803723	1553.0
SR	0.765829	0.779057	0.753084	907.0
macro avg	0.762233	0.762813	0.761948	4026.0
micro avg	0.769008	0.769008	0.769008	4026.0
weighted avg	0.768918	0.769082	0.769008	4026.0

The result of Model Number:Dataset Number:Featuregroup Number:Rescale of 97 : 0 : 2 :
0

	f1-score	precision	recall	support
AFIB	0.735279	0.750029	0.721244	204.0
GSVT	0.752320	0.744500	0.760346	300.0
SB	0.766234	0.763253	0.769240	892.0
SR	0.758182	0.761345	0.755062	681.0
macro avg	0.753004	0.754782	0.751473	2077.0
micro avg	0.758593	0.758593	0.758593	2077.0
weighted avg	0.758544	0.758620	0.758593	2077.0

The result of Model Number:Dataset Number:Featuregroup Number:Rescale of 97 : 0 : 2 :
1

	f1-score	precision	recall	support
AFIB	0.688243	0.677449	0.699461	875.0
GSVT	0.663167	0.682179	0.645263	691.0
SB	0.696878	0.661553	0.736229	1553.0
SR	0.566210	0.630076	0.514187	907.0
macro avg	0.653624	0.662814	0.648785	4026.0
micro avg	0.662602	0.662602	0.662602	4026.0
weighted avg	0.659778	0.661457	0.662602	4026.0

The result of Model Number:Dataset Number:Featuregroup Number:Rescale of 97 : 0 : 3 :
0

	f1-score	precision	recall	support
AFIB	0.854254	0.844815	0.863923	875.0
GSVT	0.869645	0.875000	0.864371	691.0
SB	0.925571	0.924031	0.927121	1553.0
SR	0.903034	0.911478	0.894768	907.0
macro avg	0.888126	0.888831	0.887546	4026.0
micro avg	0.895327	0.895327	0.895327	4026.0
weighted avg	0.895395	0.895571	0.895327	4026.0

The result of Model Number:Dataset Number:Featuregroup Number:Rescale of 97 : 0 : 3 :
1

	f1-score	precision	recall	support
AFIB	0.805794	0.844858	0.770272	204.0

GSVT 0.839353 0.828385 0.850785 300.0
SB 0.861960 0.855405 0.868628 892.0
SR 0.837960 0.840464 0.835508 681.0
macro avg 0.836266 0.842278 0.831298 2077.0
micro avg 0.845531 0.845531 0.845531 2077.0
weighted avg 0.845309 0.845568 0.845531 2077.0
The result of Model Number:Dataset Number:Featuregroup Number:Rescale of 97 : 0 : 4 :
0

f1-score precision recall support
AFIB 0.874624 0.887884 0.861776 204.0
GSVT 0.888687 0.881196 0.896354 300.0
SB 0.908400 0.905469 0.911351 892.0
SR 0.898648 0.901986 0.895359 681.0
macro avg 0.892590 0.894134 0.891210 2077.0
micro avg 0.899072 0.899072 0.899072 2077.0
weighted avg 0.899038 0.899094 0.899072 2077.0
The result of Model Number:Dataset Number:Featuregroup Number:Rescale of 97 : 0 : 4 :
1

f1-score precision recall support
AFIB 0.693923 0.705191 0.683046 875.0
GSVT 0.738007 0.740320 0.735754 691.0
SB 0.802915 0.800148 0.805705 1553.0
SR 0.760126 0.751660 0.768832 907.0
macro avg 0.748743 0.749330 0.748334 4026.0
micro avg 0.758734 0.758734 0.758734 4026.0
weighted avg 0.758447 0.758318 0.758734 4026.0
The result of Model Number:Dataset Number:Featuregroup Number:Rescale of 97 : 0 : 5 :
0

f1-score precision recall support
AFIB 0.688540 0.684038 0.693162 875.0
GSVT 0.709005 0.715037 0.703168 691.0
SB 0.754831 0.753187 0.756484 1553.0
SR 0.736436 0.739392 0.733513 907.0
macro avg 0.722203 0.722914 0.721582 4026.0
micro avg 0.728396 0.728396 0.728396 4026.0
weighted avg 0.728414 0.728503 0.728396 4026.0
The result of Model Number:Dataset Number:Featuregroup Number:Rescale of 97 : 0 : 5 :
1

f1-score precision recall support
AFIB 0.851678 0.859106 0.844590 204.0
GSVT 0.881131 0.879693 0.882596 300.0
SB 0.899861 0.897666 0.902077 892.0
SR 0.891611 0.892954 0.890301 681.0
macro avg 0.881070 0.882355 0.879891 2077.0

micro avg 0.889756 0.889756 0.889756 2077.0
weighted avg 0.889718 0.889738 0.889756 2077.0
The result of Model Number:Dataset Number:Featuregroup Number:Rescale of 97 : 0 : 6 :
0

	f1-score	precision	recall	support
AFIB	0.633770	0.624966	0.642885	875.0
GSVT	0.656418	0.665175	0.647974	691.0
SB	0.697329	0.695900	0.698766	1553.0
SR	0.679179	0.684427	0.674012	907.0
macro avg	0.666674	0.667617	0.665909	4026.0
micro avg	0.672327	0.672327	0.672327	4026.0
weighted avg	0.672404	0.672625	0.672327	4026.0

The result of Model Number:Dataset Number:Featuregroup Number:Rescale of 97 : 0 : 6 :
1

	f1-score	precision	recall	support
AFIB	0.714860	0.699584	0.730860	875.0
GSVT	0.740283	0.751603	0.729365	691.0
SB	0.789140	0.789244	0.789039	1553.0
SR	0.768810	0.776772	0.761013	907.0
macro avg	0.753273	0.754301	0.752569	4026.0
micro avg	0.759838	0.759838	0.759838	4026.0
weighted avg	0.760031	0.760488	0.759838	4026.0

The result of Model Number:Dataset Number:Featuregroup Number:Rescale of 97 : 0 : 7 :
0

	f1-score	precision	recall	support
AFIB	0.714515	0.720283	0.708899	204.0
GSVT	0.730910	0.727326	0.734555	300.0
SB	0.745175	0.744348	0.746010	892.0
SR	0.739611	0.740594	0.738635	681.0
macro avg	0.732552	0.733138	0.732024	2077.0
micro avg	0.738292	0.738292	0.738292	2077.0
weighted avg	0.738279	0.738295	0.738292	2077.0

The result of Model Number:Dataset Number:Featuregroup Number:Rescale of 97 : 0 : 7 :
1

	f1-score	precision	recall	support
AFIB	0.817936	0.828767	0.807507	204.0
GSVT	0.842619	0.839578	0.845701	300.0
SB	0.853114	0.850459	0.855789	892.0
SR	0.843818	0.845443	0.842223	681.0
macro avg	0.839372	0.841062	0.837805	2077.0
micro avg	0.845142	0.845142	0.845142	2077.0
weighted avg	0.845095	0.845112	0.845142	2077.0

The result of Model Number:Dataset Number:Featuregroup Number:Rescale of 97 : 0 : 8 :
0

f1-score precision recall support
AFIB 0.751052 0.748620 0.753522 875.0
GSVT 0.759761 0.762121 0.757490 691.0
SB 0.801671 0.799926 0.803426 1553.0
SR 0.786887 0.790600 0.783239 907.0
macro avg 0.774843 0.775317 0.774419 4026.0
micro avg 0.780148 0.780148 0.780148 4026.0
weighted avg 0.780146 0.780186 0.780148 4026.0
The result of Model Number:Dataset Number:Featuregroup Number:Rescale of 97 : 0 : 8 :
1

f1-score precision recall support
AFIB 0.673770 0.677455 0.670148 875.0
GSVT 0.670559 0.664905 0.676377 691.0
SB 0.705261 0.698582 0.712071 1553.0
SR 0.679013 0.691679 0.666812 907.0
macro avg 0.682151 0.683155 0.681352 4026.0
micro avg 0.686637 0.686637 0.686637 4026.0
weighted avg 0.686547 0.686655 0.686637 4026.0
The result of Model Number:Dataset Number:Featuregroup Number:Rescale of 97 : 0 : 9 :
0

f1-score precision recall support
AFIB 0.787187 0.807795 0.767963 204.0
GSVT 0.740689 0.762216 0.720748 300.0
SB 0.781585 0.754067 0.811202 892.0
SR 0.708411 0.731482 0.686894 681.0
macro avg 0.754468 0.763890 0.746702 2077.0
micro avg 0.753132 0.753132 0.753132 2077.0
weighted avg 0.752236 0.753116 0.753132 2077.0
The result of Model Number:Dataset Number:Featuregroup Number:Rescale of 97 : 0 : 9 :
1

f1-score precision recall support
AFIB 0.645135 0.637036 0.653631 875.0
GSVT 0.598558 0.616680 0.583472 691.0
SB 0.644443 0.596896 0.701923 1553.0
SR 0.501075 0.613277 0.427277 907.0
macro avg 0.597303 0.615972 0.591576 4026.0
micro avg 0.609223 0.609223 0.609223 4026.0
weighted avg 0.604419 0.612706 0.609223 4026.0
The result of Model Number:Dataset Number:Featuregroup Number:Rescale of 97 : 0 :
10 : 0

f1-score precision recall support
AFIB 0.791565 0.845612 0.744349 204.0
GSVT 0.836763 0.819712 0.854612 300.0
SB 0.857518 0.850000 0.865202 892.0

SR 0.836366 0.839151 0.833673 681.0
macro avg 0.830553 0.838619 0.824459 2077.0
micro avg 0.841465 0.841465 0.841465 2077.0
weighted avg 0.841107 0.841637 0.841465 2077.0
The result of Model Number:Dataset Number:Featuregroup Number:Rescale of 97 : 0 :
10 : 1

f1-score precision recall support
AFIB 0.844279 0.852071 0.836675 875.0
GSVT 0.863994 0.861661 0.866369 691.0
SB 0.920165 0.911516 0.928989 1553.0
SR 0.894742 0.903720 0.885958 907.0
macro avg 0.880795 0.882242 0.879498 4026.0
micro avg 0.888484 0.888484 0.888484 4026.0
weighted avg 0.888304 0.888283 0.888484 4026.0
The result of Model Number:Dataset Number:Featuregroup Number:Rescale of 97 : 1 : 0 :
0

f1-score precision recall support
AFIB 0.771952 0.783294 0.761006 204.0
GSVT 0.791511 0.784782 0.798373 300.0
SB 0.805191 0.801969 0.808440 892.0
SR 0.797227 0.801141 0.793362 681.0
macro avg 0.791471 0.792796 0.790295 2077.0
micro avg 0.797383 0.797383 0.797383 2077.0
weighted avg 0.797339 0.797381 0.797383 2077.0
The result of Model Number:Dataset Number:Featuregroup Number:Rescale of 97 : 1 : 0 :
1

f1-score precision recall support
AFIB 0.872324 0.883528 0.861444 875.0
GSVT 0.881974 0.874842 0.889365 691.0
SB 0.943460 0.940624 0.946316 1553.0
SR 0.920098 0.919711 0.920497 907.0
macro avg 0.904464 0.904676 0.904406 4026.0
micro avg 0.912279 0.912279 0.912279 4026.0
weighted avg 0.912183 0.912213 0.912279 4026.0
The result of Model Number:Dataset Number:Featuregroup Number:Rescale of 97 : 1 : 1 :
0

f1-score precision recall support
AFIB 0.785239 0.809511 0.763064 204.0
GSVT 0.733011 0.748946 0.718280 300.0
SB 0.773141 0.738827 0.810835 892.0
SR 0.696128 0.731900 0.663789 681.0
macro avg 0.746880 0.757296 0.738992 2077.0
micro avg 0.744562 0.744562 0.744562 2077.0
weighted avg 0.743282 0.744960 0.744562 2077.0

The result of Model Number:Dataset Number:Featuregroup Number:Rescale of 97 : 1 : 1 : 1

	f1-score	precision	recall	support
AFIB	0.612810	0.631394	0.595314	875.0
GSVT	0.654183	0.649647	0.658819	691.0
SB	0.715756	0.713018	0.718520	1553.0
SR	0.676933	0.666773	0.687447	907.0
macro avg	0.664921	0.665208	0.665025	4026.0
micro avg	0.674496	0.674496	0.674496	4026.0
weighted avg	0.674068	0.673983	0.674496	4026.0

The result of Model Number:Dataset Number:Featuregroup Number:Rescale of 97 : 1 : 2 : 0

	f1-score	precision	recall	support
AFIB	0.807801	0.809073	0.806638	204.0
GSVT	0.827338	0.826047	0.828702	300.0
SB	0.844405	0.843375	0.845444	892.0
SR	0.838491	0.840101	0.836892	681.0
macro avg	0.829509	0.829649	0.829419	2077.0
micro avg	0.836410	0.836410	0.836410	2077.0
weighted avg	0.836406	0.836429	0.836410	2077.0

The result of Model Number:Dataset Number:Featuregroup Number:Rescale of 97 : 1 : 2 : 1

	f1-score	precision	recall	support
AFIB	0.797907	0.843297	0.757682	204.0
GSVT	0.843207	0.833922	0.852744	300.0
SB	0.855750	0.847235	0.864467	892.0
SR	0.845809	0.848701	0.843071	681.0
macro avg	0.835668	0.843289	0.829491	2077.0
micro avg	0.845270	0.845270	0.845270	2077.0
weighted avg	0.844998	0.845406	0.845270	2077.0

The result of Model Number:Dataset Number:Featuregroup Number:Rescale of 97 : 1 : 3 : 0

	f1-score	precision	recall	support
AFIB	0.915587	0.923224	0.908391	204.0
GSVT	0.939774	0.935446	0.944162	300.0
SB	0.953946	0.950558	0.957366	892.0
SR	0.945136	0.949369	0.940989	681.0
macro avg	0.938611	0.939649	0.937727	2077.0
micro avg	0.945279	0.945279	0.945279	2077.0
weighted avg	0.945243	0.945301	0.945279	2077.0

The result of Model Number:Dataset Number:Featuregroup Number:Rescale of 97 : 1 : 3 : 1

	f1-score	precision	recall	support
AFIB	0.721101	0.752332	0.692565	204.0

GSVT 0.674104 0.680395 0.668267 300.0
SB 0.698758 0.664404 0.736908 892.0
SR 0.622783 0.662085 0.588086 681.0
macro avg 0.679186 0.689804 0.671456 2077.0
micro avg 0.673843 0.673843 0.673843 2077.0
weighted avg 0.672481 0.674590 0.673843 2077.0
The result of Model Number:Dataset Number:Featuregroup Number:Rescale of 97 : 1 : 4 :
0

f1-score precision recall support

AFIB 0.687447 0.690254 0.684683 875.0
GSVT 0.640145 0.668397 0.614290 691.0
SB 0.687478 0.622766 0.767208 1553.0
SR 0.518588 0.645432 0.433587 907.0
macro avg 0.633415 0.656712 0.624942 4026.0
micro avg 0.647866 0.647866 0.647866 4026.0
weighted avg 0.641299 0.650372 0.647866 4026.0
The result of Model Number:Dataset Number:Featuregroup Number:Rescale of 97 : 1 : 4 :
1

f1-score precision recall support

AFIB 0.786692 0.816649 0.759026 204.0
GSVT 0.811756 0.803574 0.820142 300.0
SB 0.828003 0.823882 0.832179 892.0
SR 0.818002 0.818517 0.817515 681.0
macro avg 0.811113 0.815655 0.807215 2077.0
micro avg 0.818447 0.818447 0.818447 2077.0
weighted avg 0.818320 0.818479 0.818447 2077.0
The result of Model Number:Dataset Number:Featuregroup Number:Rescale of 97 : 1 : 5 :
0

f1-score precision recall support

AFIB 0.581326 0.642794 0.530890 204.0
GSVT 0.668891 0.661150 0.676944 300.0
SB 0.707204 0.704296 0.710138 892.0
SR 0.692017 0.681767 0.702587 681.0
macro avg 0.662360 0.672502 0.655140 2077.0
micro avg 0.685262 0.685262 0.685262 2077.0
weighted avg 0.684327 0.684637 0.685262 2077.0
The result of Model Number:Dataset Number:Featuregroup Number:Rescale of 97 : 1 : 5 :
1

f1-score precision recall support

AFIB 0.654256 0.671385 0.638279 204.0
GSVT 0.615610 0.633502 0.599036 300.0
SB 0.649600 0.626729 0.674216 892.0
SR 0.588783 0.607958 0.570900 681.0
macro avg 0.627062 0.634893 0.620608 2077.0

micro avg 0.625952 0.625952 0.625952 2077.0
weighted avg 0.625208 0.625939 0.625952 2077.0
The result of Model Number:Dataset Number:Featuregroup Number:Rescale of 97 : 1 : 6 :
0

	f1-score	precision	recall	support
AFIB	0.665325	0.683586	0.648063	204.0
GSVT	0.680372	0.669920	0.691221	300.0
SB	0.695321	0.688595	0.702181	892.0
SR	0.677747	0.686216	0.669490	681.0
macro avg	0.679691	0.682079	0.677738	2077.0
micro avg	0.684564	0.684564	0.684564	2077.0
weighted avg	0.684454	0.684626	0.684564	2077.0

The result of Model Number:Dataset Number:Featuregroup Number:Rescale of 97 : 1 : 6 :
1

	f1-score	precision	recall	support
AFIB	0.662494	0.732544	0.605016	204.0
GSVT	0.762286	0.753464	0.771462	300.0
SB	0.805948	0.802634	0.809291	892.0
SR	0.788640	0.776959	0.800687	681.0
macro avg	0.754842	0.766400	0.746614	2077.0
micro avg	0.780942	0.780942	0.780942	2077.0
weighted avg	0.779877	0.780230	0.780942	2077.0

The result of Model Number:Dataset Number:Featuregroup Number:Rescale of 97 : 1 : 7 :
0

	f1-score	precision	recall	support
AFIB	0.695505	0.708832	0.682847	204.0
GSVT	0.717622	0.713926	0.721423	300.0
SB	0.735369	0.734224	0.736523	892.0
SR	0.728123	0.727400	0.728871	681.0
macro avg	0.719155	0.721095	0.717416	2077.0
micro avg	0.726561	0.726561	0.726561	2077.0
weighted avg	0.726515	0.726561	0.726561	2077.0

The result of Model Number:Dataset Number:Featuregroup Number:Rescale of 97 : 1 : 7 :
1

	f1-score	precision	recall	support
AFIB	0.731510	0.784384	0.685818	204.0
GSVT	0.692892	0.696640	0.689468	300.0
SB	0.723739	0.680342	0.773068	892.0
SR	0.635497	0.685845	0.592118	681.0
macro avg	0.695910	0.711803	0.685118	2077.0
micro avg	0.693094	0.693094	0.693094	2077.0
weighted avg	0.691115	0.694719	0.693094	2077.0

The result of Model Number:Dataset Number:Featuregroup Number:Rescale of 97 : 1 : 8 :
0

f1-score precision recall support
AFIB 0.747563 0.798606 0.702972 204.0
GSVT 0.790248 0.774145 0.807105 300.0
SB 0.809849 0.802749 0.817106 892.0
SR 0.789873 0.792503 0.787330 681.0
macro avg 0.784383 0.792001 0.778628 2077.0
micro avg 0.794689 0.794689 0.794689 2077.0
weighted avg 0.794351 0.794851 0.794689 2077.0
The result of Model Number:Dataset Number:Featuregroup Number:Rescale of 97 : 1 : 8 :
1

f1-score precision recall support
AFIB 0.745952 0.762337 0.730535 204.0
GSVT 0.769992 0.763769 0.776423 300.0
SB 0.786130 0.785163 0.787099 892.0
SR 0.779493 0.778815 0.780177 681.0
macro avg 0.770392 0.772521 0.768559 2077.0
micro avg 0.777732 0.777732 0.777732 2077.0
weighted avg 0.777677 0.777750 0.777732 2077.0
The result of Model Number:Dataset Number:Featuregroup Number:Rescale of 97 : 1 : 9 :
0

f1-score precision recall support
AFIB 0.923005 0.935227 0.911235 204.0
GSVT 0.950858 0.947426 0.954336 300.0
SB 0.962701 0.959705 0.965720 892.0
SR 0.952211 0.954045 0.950411 681.0
macro avg 0.947194 0.949101 0.945426 2077.0
micro avg 0.953705 0.953705 0.953705 2077.0
weighted avg 0.953652 0.953672 0.953705 2077.0
The result of Model Number:Dataset Number:Featuregroup Number:Rescale of 97 : 1 : 9 :
1

f1-score precision recall support
AFIB 0.779993 0.784442 0.775724 204.0
GSVT 0.796042 0.790301 0.801876 300.0
SB 0.812119 0.809153 0.815122 892.0
SR 0.803482 0.808758 0.798295 681.0
macro avg 0.797909 0.798163 0.797754 2077.0
micro avg 0.803822 0.803822 0.803822 2077.0
weighted avg 0.803810 0.803873 0.803822 2077.0
The result of Model Number:Dataset Number:Featuregroup Number:Rescale of 97 : 1 :
10 : 0

f1-score precision recall support
AFIB 0.901298 0.914814 0.888432 204.0
GSVT 0.933845 0.931365 0.936343 300.0
SB 0.955966 0.954692 0.957251 892.0

SR 0.946616 0.945396 0.947870 681.0
macro avg 0.934431 0.936567 0.932474 2077.0
micro avg 0.944396 0.944396 0.944396 2077.0
weighted avg 0.944336 0.944358 0.944396 2077.0
The result of Model Number:Dataset Number:Featuregroup Number:Rescale of 97 : 1 :
10 : 1

	f1-score	precision	recall	support
AFIB	0.654747	0.644707	0.665212	875.0
GSVT	0.677323	0.683962	0.670945	691.0
SB	0.720853	0.719169	0.722567	1553.0
SR	0.702845	0.711757	0.694169	907.0
macro avg	0.688942	0.689899	0.688224	4026.0
micro avg	0.694844	0.694844	0.694844	4026.0
weighted avg	0.694957	0.695273	0.694844	4026.0