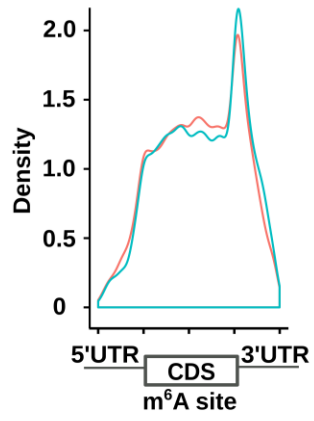
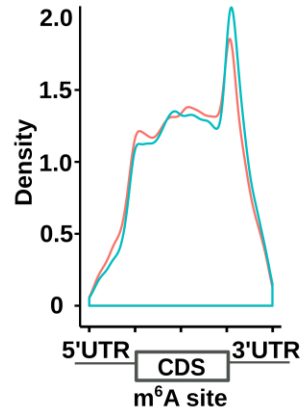


**a**

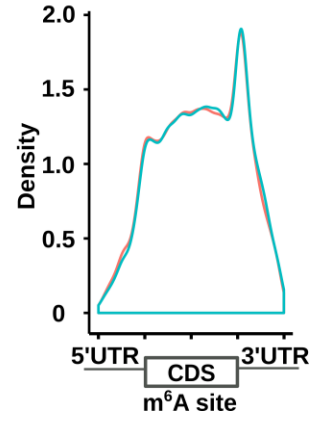
Pachytene\_*Alkbh5*  
Pachytene\_WT

**b**

Round\_*Alkbh5*  
Round\_WT

**c**

Elongating\_*Alkbh5*  
Elongating\_WT



**Fig.S11. Density curves showing m6A distribution in full-length mRNAs in *Alkbh5*-KO and WT spermatocytes (a), round (b) and elongating (c) spermatids. Biological replicates, n=2.**