

## SUPPLEMENTARY MATERIAL FOR

# Alpha-Glucosidase- and Lipase-Inhibitory Phenalenones from a New Species of *Pseudolophiostoma* Originating from Thailand

Allan Patrick G. Macabeo<sup>1,2</sup>, Luis Agustin E. Pilapil<sup>1</sup>, Katherine Yasmin M. Garcia<sup>1</sup>, Mark Tristan J. Quimque<sup>1</sup>, Chayanard Phukhamsakda<sup>3</sup>, Allaine Jean C. Cruz<sup>1</sup>, Kevin D. Hyde<sup>3</sup> and Marc Stadler<sup>2,\*</sup>

<sup>1</sup> Laboratory for Organic Reactivity, Discovery and Synthesis (LORDS), Research Center for the Natural and Applied Sciences, University of Santo Tomas, Espana Blvd., 1015 Manila, Philippines

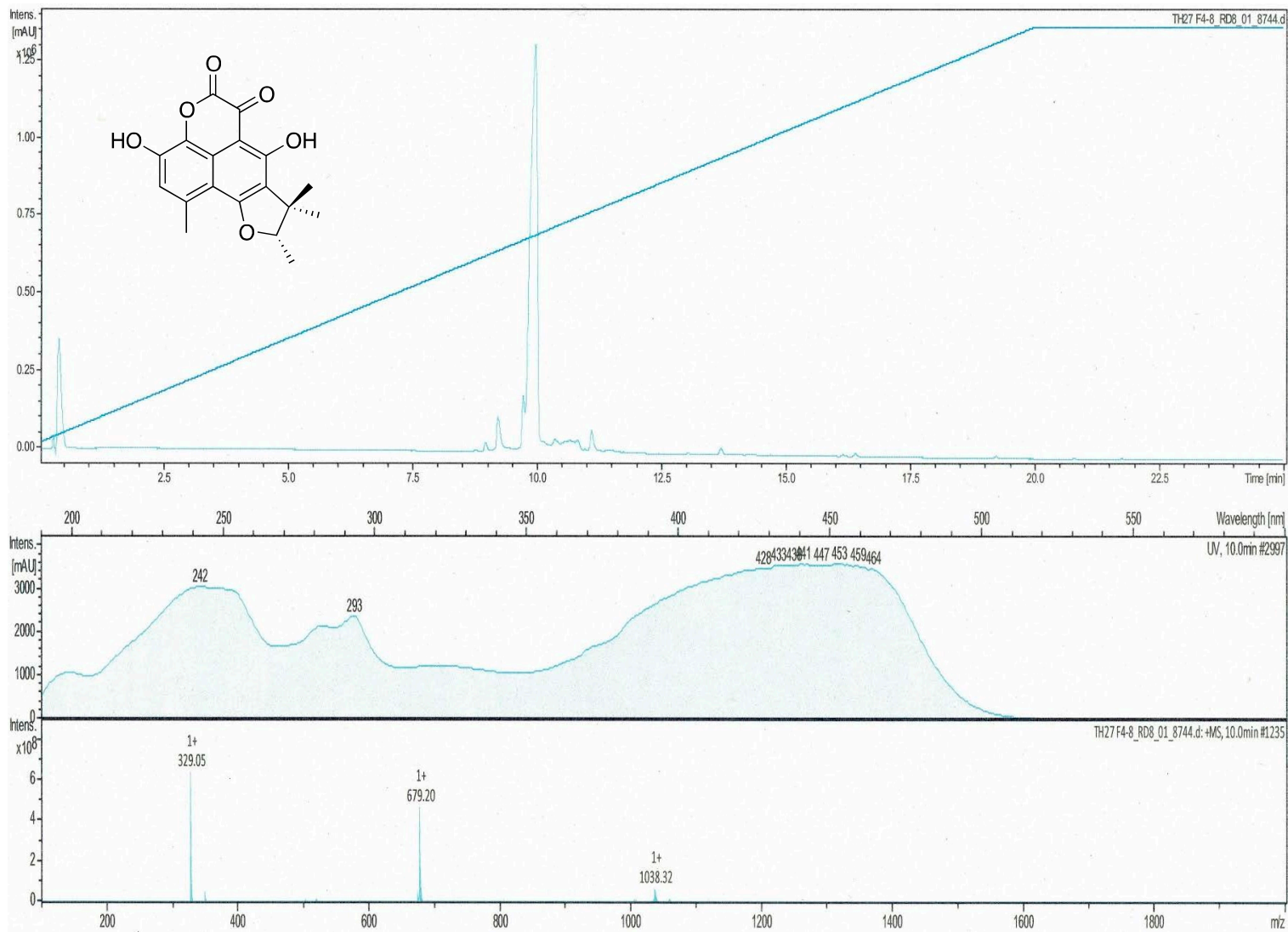
<sup>2</sup> Center of Excellence in Fungal Research, Mae Fah Luang University, Chiang Rai 57100, Thailand

<sup>3</sup> Department of Microbial Drugs, Helmholtz Centre for Infection Research and German Centre for Infection Research (DZIF), partner site Hannover/Braunschweig, Inhoffenstrasse 7, 38124, Braunschweig, Germany

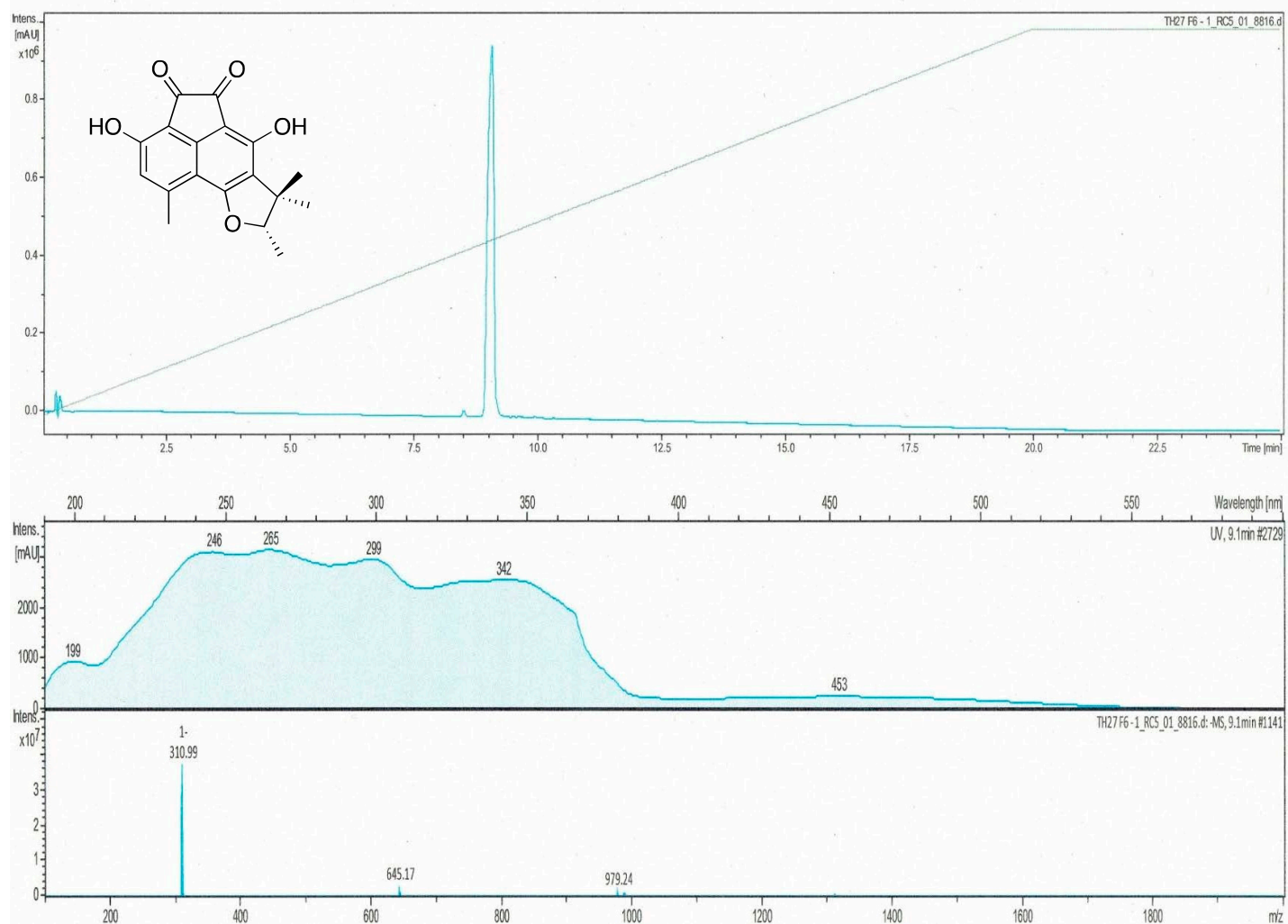
\* Correspondence: Marc.Stadler@helmholtz-hzi.de

## LIST OF SUPPORTING INFORMATION

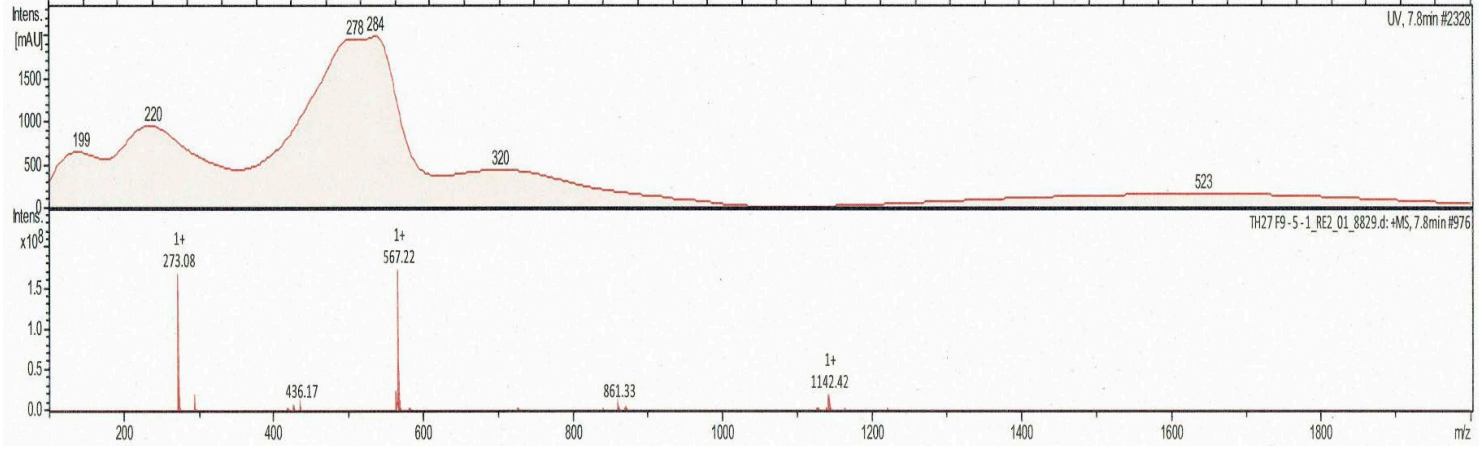
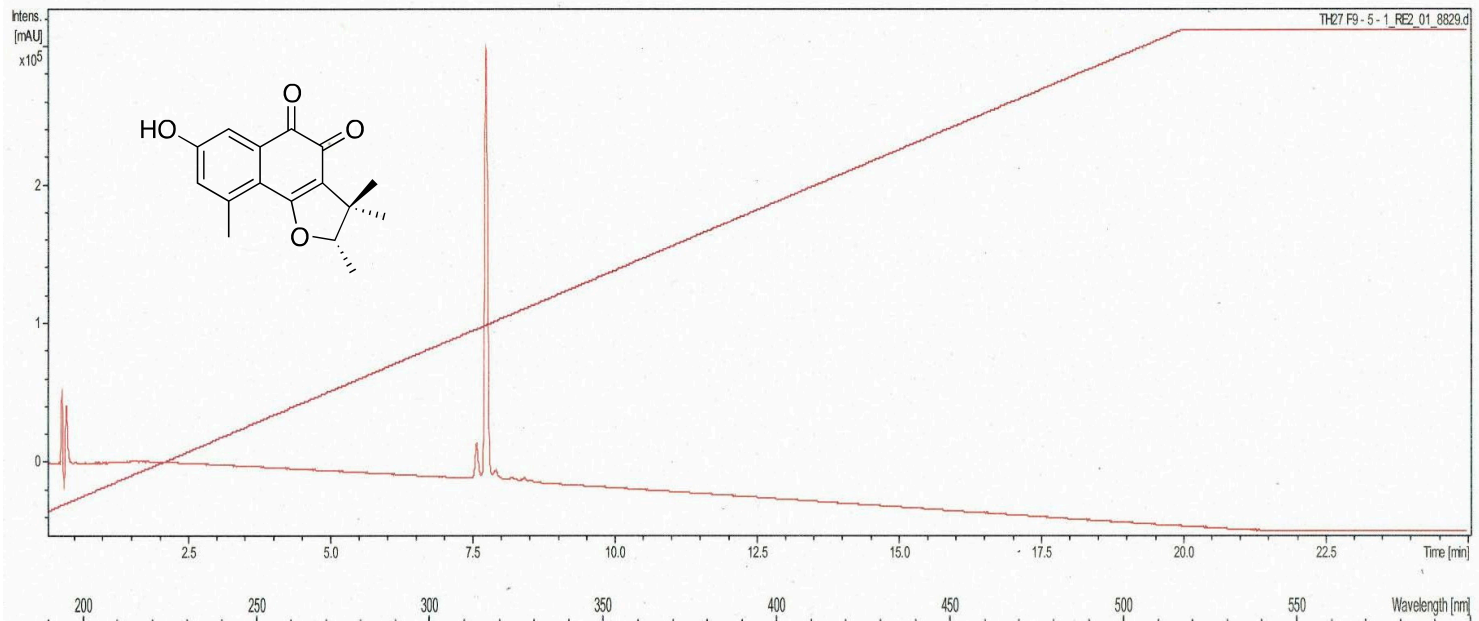
|  | <b>Page</b> |
|--|-------------|
| <b>Figure S1.</b> LC-DAD-ESIMS profile of (-)-scleroderolide ( <b>1</b> )  | 3           |
| <b>Figure S2.</b> LC-DAD-ESIMS profile of (-)-sclerodione ( <b>2</b> )   | 4           |
| <b>Figure S3.</b> LC-DAD-ESIMS profile of (-)-tryptethelone ( <b>3</b> )   | 5           |
| <b>Figure S4.</b> LC-DAD-ESIMS profile of 8-O-4'-diferulic acid ( <b>4</b> )   | 6           |
| <b>Table S1.</b> Summary of ligand interactions of compounds <b>1</b> and <b>2</b> against $\alpha$ -glucosidase and pancreatic porcine lipase | 7           |

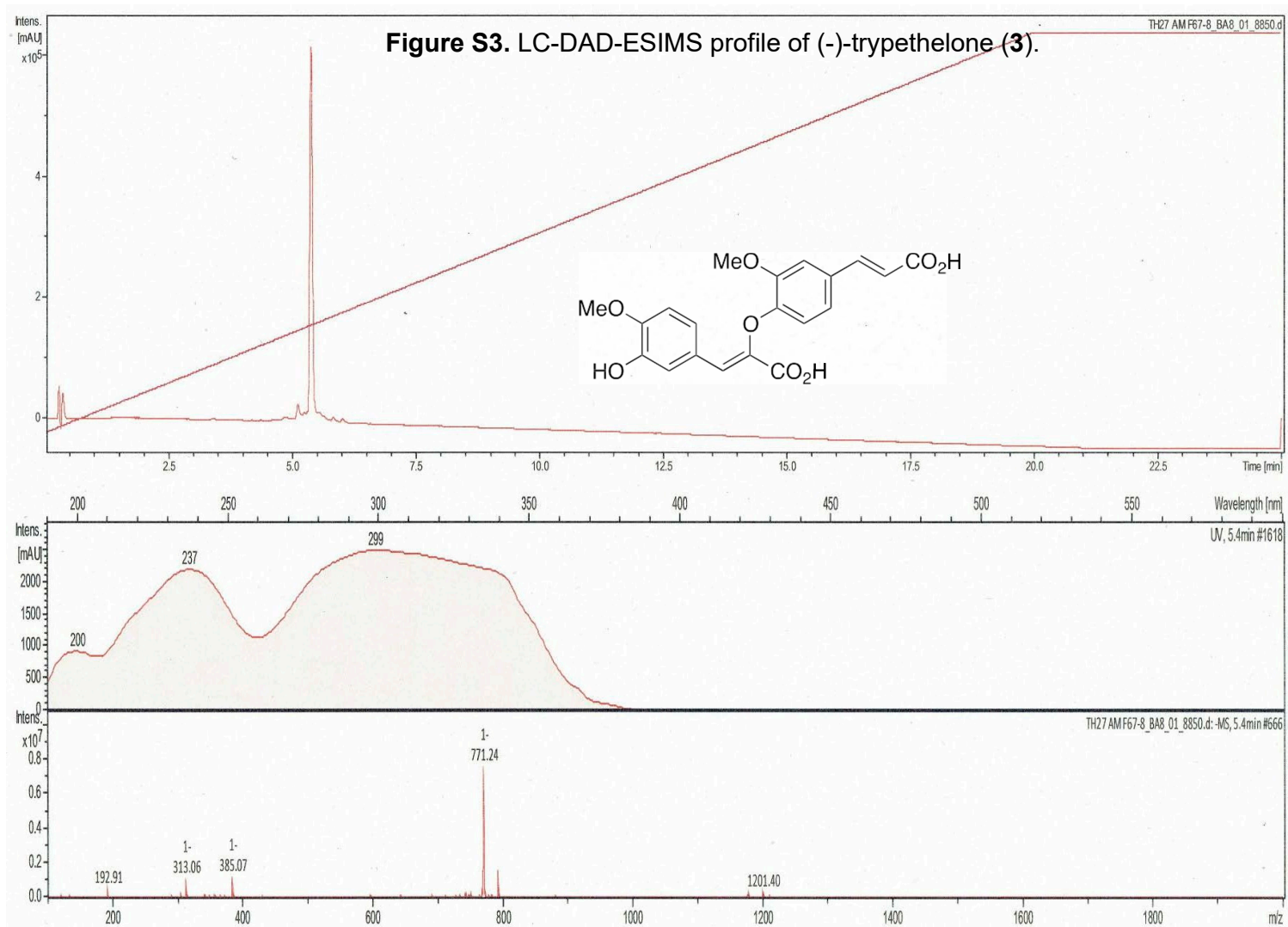


**Figure S1.** LC-DAD-ESIMS profile of (-)-sclerderolide (1).



**Figure S2.** LC-DAD-ESIMS profile of (-)-sclerodione (2).





**Figure S4. LC-DAD-ESIMS profile of 8-O-4'-diferulic acid (4).**

**Table S1.** Summary of ligand interactions of compounds **1** and **2** against  $\alpha$ -glucosidase and pancreatic porcine lipase.

| Interaction                | Interacting amino acids of pancreatic lipase (1ETH) |  |   | Interacting amino acids of $\alpha$ -glucosidase (5ZCCC)       |  |   |
|----------------------------|---|--|---|--|--|---|
|                            | 1   | 2  | Orlistat  | 1  | 2  | <i>N</i> -Deoxynojirimycin  |
| Conventional hydrogen bond | Ser <sup>153</sup><br>Phe <sup>216</sup>            | Ser <sup>153</sup><br>His <sup>264</sup>                       | Gly <sup>77</sup><br>His <sup>152</sup><br>Ser <sup>153</sup>   | Gln <sup>256</sup><br>Asp <sup>327</sup><br>Arg <sup>411</sup> | Asp <sup>327</sup><br>Arg <sup>411</sup>                       | Asp <sup>60</sup><br>Gln <sup>167</sup><br>Gln <sup>256</sup><br>Arg <sup>411</sup> |
| $\pi$ Stacking             | Phe <sup>78</sup><br>His <sup>264</sup>             | Phe <sup>78</sup><br>Phe <sup>216</sup>                        |   | Phe <sup>163</sup>   | Phe <sup>163</sup>   |   |
| $\pi$ -Ion                 |   |  |   | Asp <sup>327</sup>   | Asp <sup>327</sup>   |   |
| Salt bridge                |   |  |   |  |  | Phe <sup>163</sup><br>Asp <sup>199</sup><br>Asp <sup>327</sup>                      |
| $\pi$ -Alkyl/alkyl         | Ala <sup>179</sup><br>Pro <sup>181</sup>            | Ile <sup>210</sup><br>Val <sup>260</sup><br>Ala <sup>261</sup> | Ile <sup>79</sup><br>Ile <sup>210</sup><br>Pro <sup>181</sup><br>Trp <sup>253</sup><br>Arg <sup>257</sup> | Ile <sup>143</sup><br>Phe <sup>144</sup><br>Phe <sup>225</sup> | Ile <sup>143</sup><br>Phe <sup>144</sup><br>Phe <sup>225</sup> |   |
| $\pi$ -Donor hydrogen bond |   | Tyr <sup>115</sup>   | Tyr <sup>115</sup>  |  |  |   |
| $\pi$ - $\sigma$           | Tyr <sup>115</sup>                                  |  |   |  |  |   |