

Article

# Improving interaction at polymer-filler interface: the efficacy of wrinkle texture

**Pietro Russo<sup>1</sup>, Virginia Venezia<sup>2</sup>, Fabiana Tescione<sup>3</sup>, Joshua Avossa<sup>4</sup>, Giuseppina Luciani<sup>2</sup>, Brigida Silvestri<sup>2\*</sup>, Aniello Costantini<sup>2</sup>**

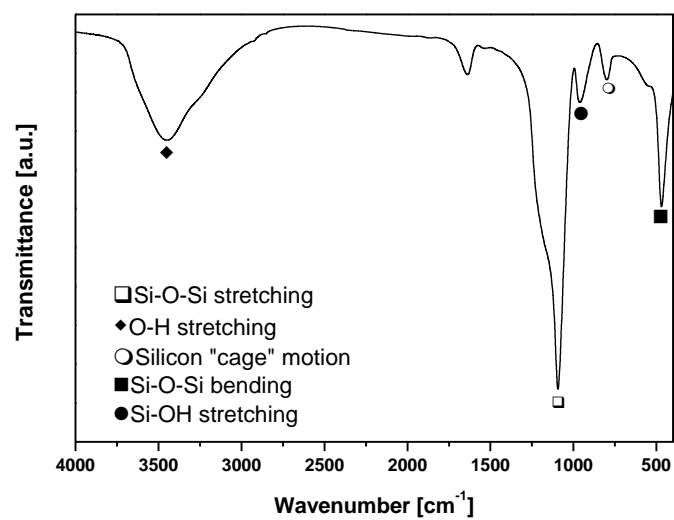
<sup>1</sup>Institute for Polymers, Composites and Biomaterials, National Research Council, via Campi Flegrei 34, 80078 Pozzuoli-Naples, Italy

<sup>2</sup>Department of Chemical, Materials and Production Engineering, University of Naples "Federico II", p.le V. Tecchio 80, 80125 Naples, Italy

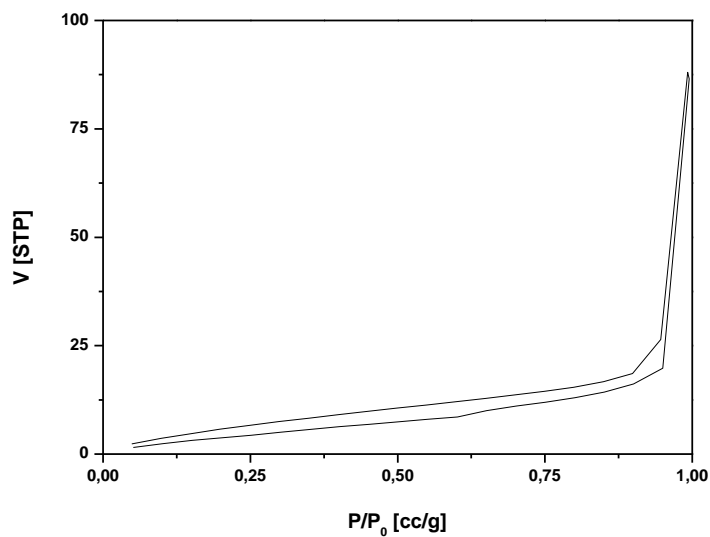
<sup>3</sup>Institute for Polymers, Composites and Biomaterials, National Research Council, Portici, Naples, Italy

<sup>4</sup>Institute of Atmospheric Pollution Research-National Council (IIA-CNR), Research Area of Rome 1, via Salaria Km 29.300, Monterotondo, 00016, Italy

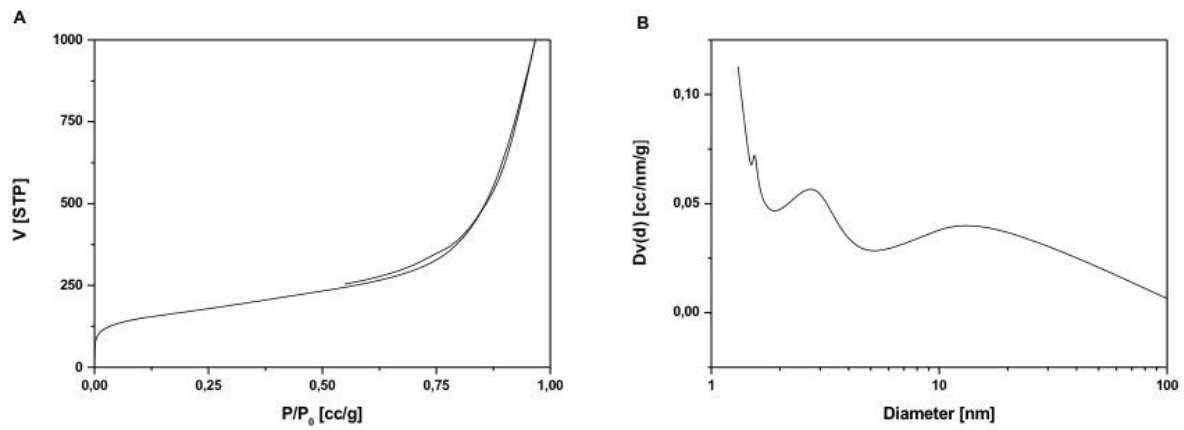
\*Corresponding author email: [brigida.silvestri@unina.it](mailto:brigida.silvestri@unina.it), tel.: +390817682413; fax: +390817682595.



**Figure S1.** FT-IR spectrum of SiO<sub>2</sub>\_w NPs.



**Figure S2.** Adsorption isotherms at 77K of Stöber NPs.



**Figure S3.** Adsorption isotherms at 77K (A) and pore size distribution (B) of wrinkled NPs.