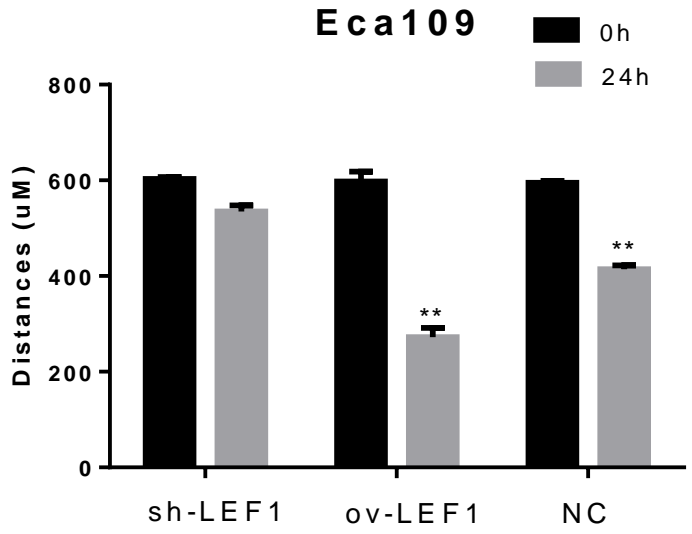
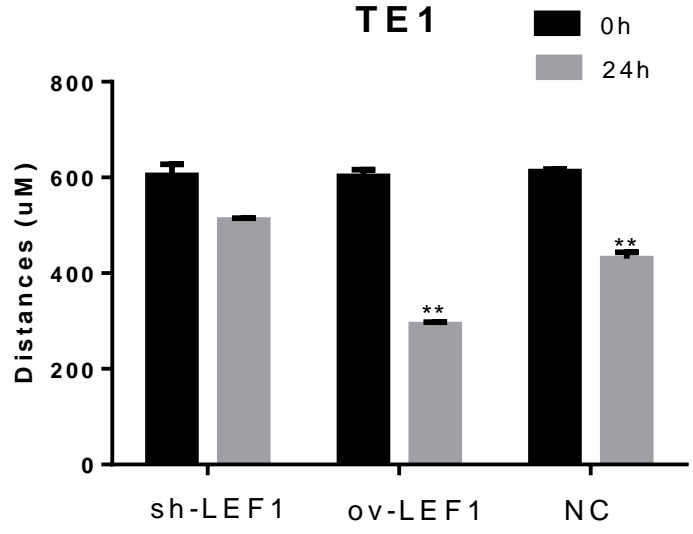


Supplement Fig. S1

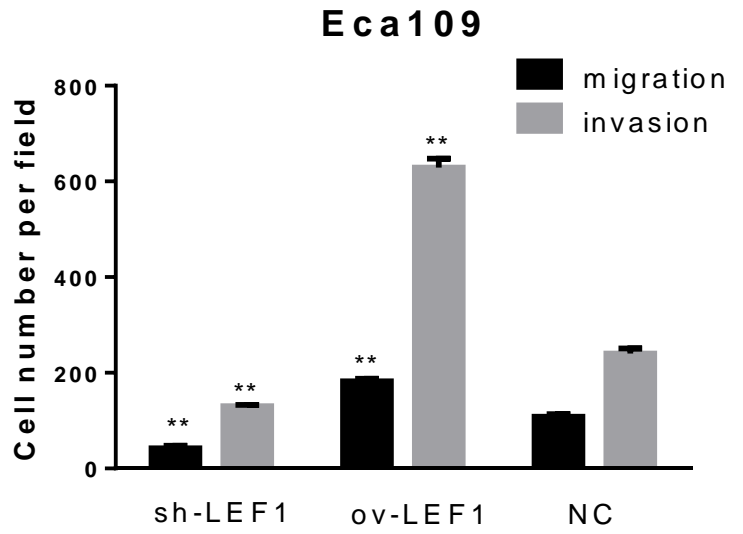
a



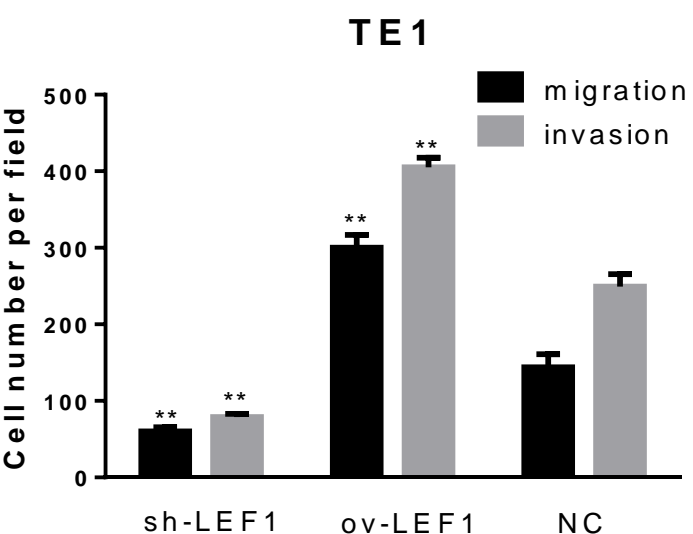
b



c



d

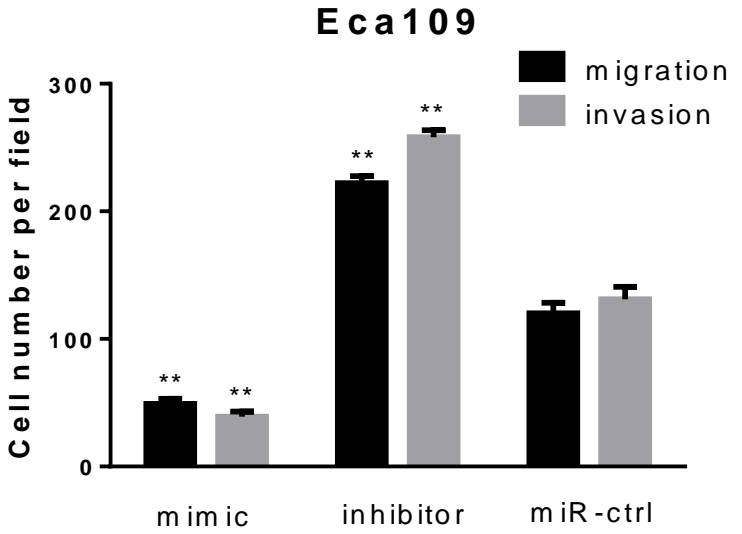


## Supplement Fig. S2

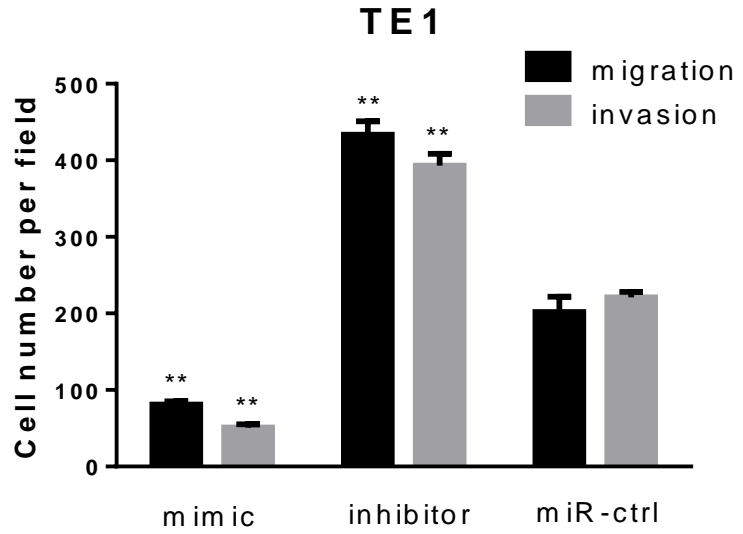
Gene Name	MicroRNA	StemLoop ID	miRanda	miRDB	miRWalk	PICTAR4	PICTAR5	Targetscan	SUM
<a href="#">LEF1</a>	<a href="#">hsa-miR-302b</a>	hsa-mir-302b	1	1	1	1	1	1	6
<a href="#">LEF1</a>	<a href="#">hsa-miR-34a</a>	hsa-mir-34a	1	1	1	1	1	1	6
<a href="#">LEF1</a>	<a href="#">hsa-miR-34c-5p</a>	hsa-mir-34c	1	1	1	1	1	1	6
<a href="#">LEF1</a>	<a href="#">hsa-miR-302c</a>	hsa-mir-302c	1	1	1	0	1	1	5
<a href="#">LEF1</a>	<a href="#">hsa-miR-302d</a>	hsa-mir-302d	1	1	1	1	0	1	5
<a href="#">LEF1</a>	<a href="#">hsa-miR-26a</a>	hsa-mir-26a-1	1	0	1	1	1	1	5
<a href="#">LEF1</a>	<a href="#">hsa-miR-302a</a>	hsa-mir-302a	1	0	1	1	1	1	5
<a href="#">LEF1</a>	<a href="#">hsa-miR-26b</a>	hsa-mir-26b	1	0	1	1	1	1	5
<a href="#">LEF1</a>	<a href="#">hsa-miR-372</a>	hsa-mir-372	1	1	1	1	0	1	5
<a href="#">LEF1</a>	<a href="#">hsa-miR-26a</a>	hsa-mir-26a-2	1	0	1	1	1	1	5

Supplement Fig. S3

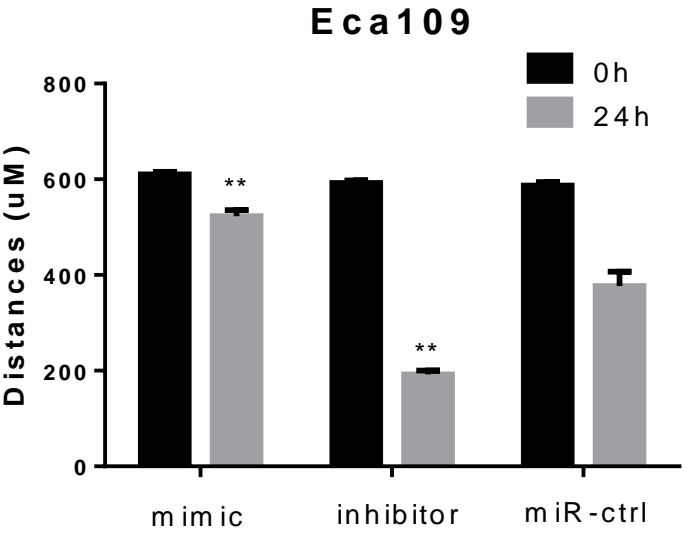
a



b



c



d

