






	Tissue Code	Injected Cell Type	Injected Cell Number	Tumor initiation
1	PT47	LGR5 <sup>+</sup> cells	3000	no
		LGR5 <sup>-</sup> cells	3000	no
2	PT50	LGR5 <sup>+</sup> cells	2000	SAL1
		LGR5 <sup>-</sup> cells	2000	SAL2
3	PT63	LGR5 <sup>+</sup> cells	2000	SAL3
		LGR5 <sup>-</sup> cells	2000	no
4	PT65	LGR5 <sup>+</sup> cells	6000	no
		LGR5 <sup>-</sup> cells	6000	no
5	PT67	LGR5 <sup>+</sup> cells	1000	no
		LGR5 <sup>-</sup> cells	1000	no
6	PT68	LGR5 <sup>+</sup> cells	16000	SAL4
		LGR5 <sup>-</sup> cells	16000	no
7	PT72	LGR5 <sup>+</sup> cells	5000	no
		LGR5 <sup>-</sup> cells	5000	no
8	PT73	LGR5 <sup>+</sup> cells	1000	no
		LGR5 <sup>-</sup> cells	1000	no
9	PT85	LGR5 <sup>+</sup> cells	3000	no
		LGR5 <sup>-</sup> cells	3000	no

Tissue code	Primary tumor	Allograft Tumor
SAL1		
SAL2		
SAL3	Picture lacking	
SAL4	