




Porcella et al., Figure S9, associated with Figure 5



**C** Checkpoint mutants growth defects with/without 1mM HU



**D** Checkpoint mutants growth defects with/without 0.008% MMS

