
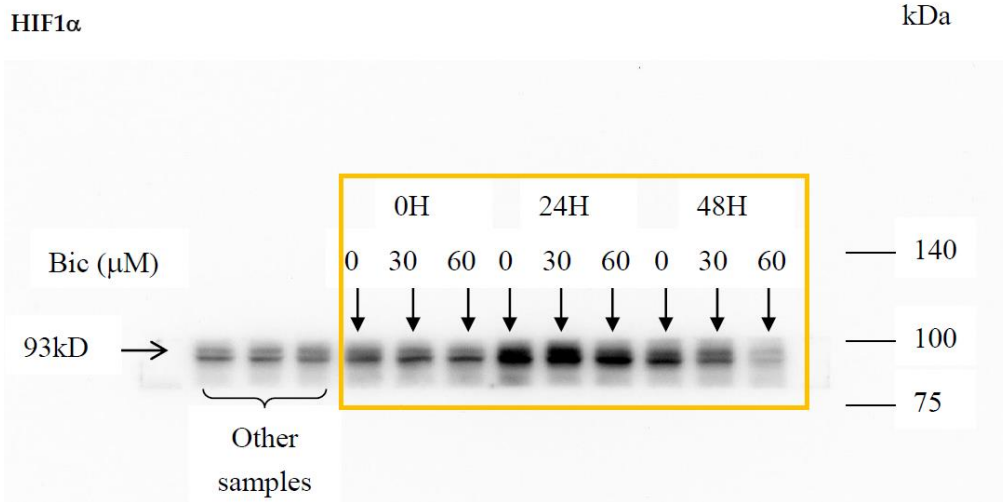


**N-cadherin**




**GAPDH**

**Figure 2.** Original Western blot for Fig. 1b. Protein expressions of kidney injury molecule (KIM)-1, N-cadherin, and GAPDH in rat mesangial cells (RMCs).



**HIF1 $\alpha$**

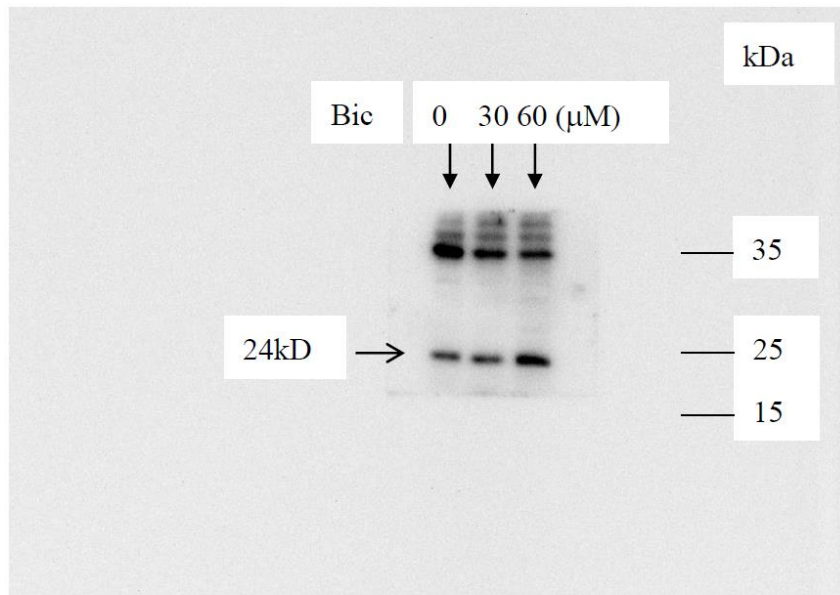
**Lamin B**



**Lamin  $\beta$**

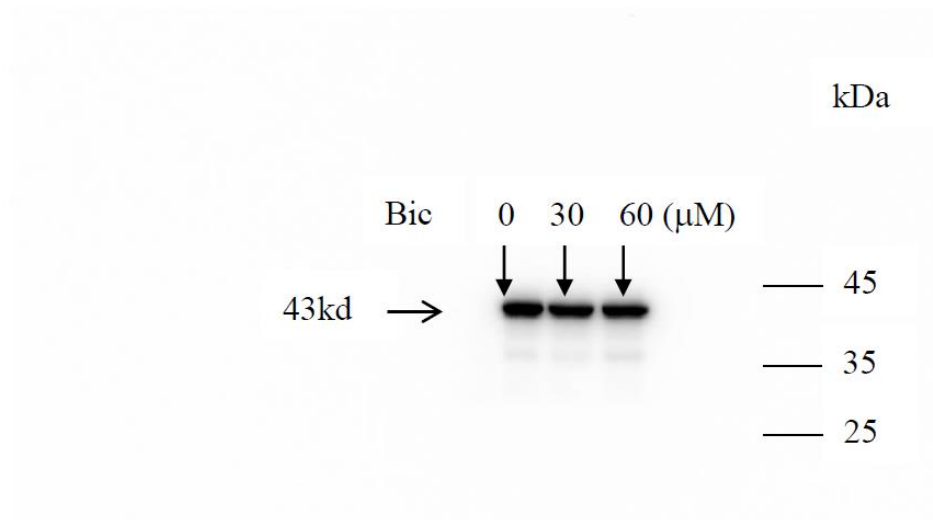
**Figure 3.** Original Western blot for Fig. 5c. Protein expressions of hypoxia-inducible factor (HIF)-1 $\alpha$  and lamin  $\beta$  in rat mesangial cells (RMCs).

BNIP3



BNIP3

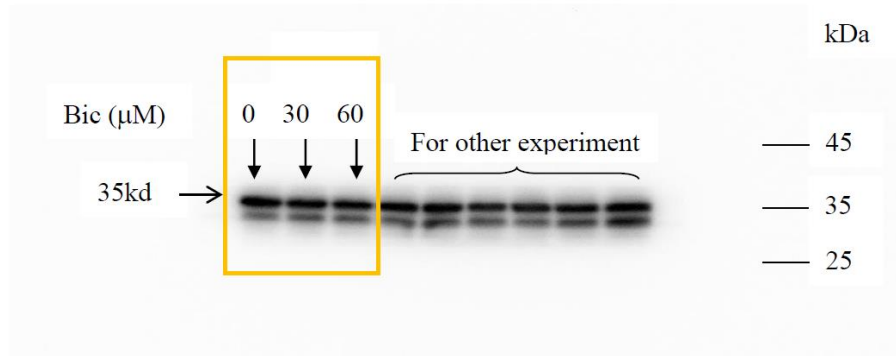
$\beta$ -actin



$\beta$ -actin

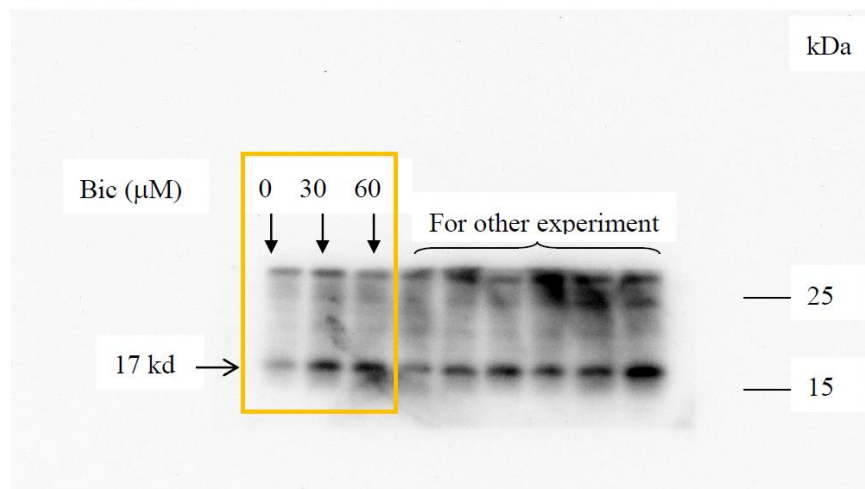
**Figure 4.** Original Western blot for Fig. 6a. Protein expression of Bcl2-interacting protein 3 (BNIP3) and  $\beta$ -actin in rat mesangial cells (RMCs).

Caspase 3



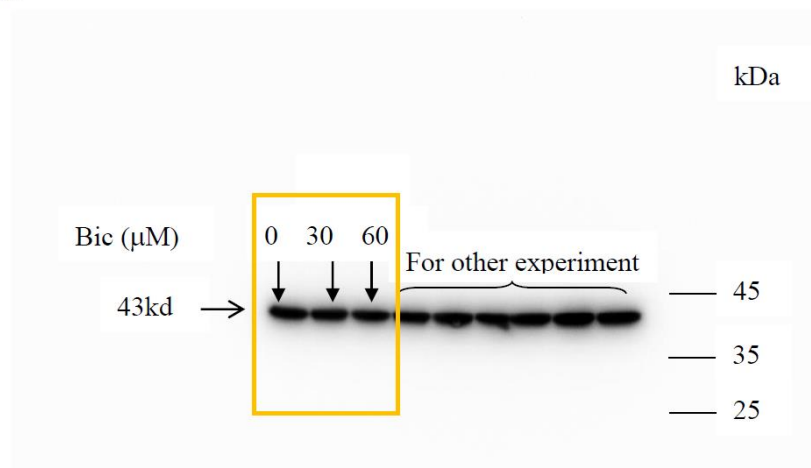
caspase-3

Cleaved caspase 3



cleaved caspase-3

$\beta$ -actin



$\beta$ -actin

**Figure 5.** Original Western blot for Fig.6a. Protein expressions of caspase-3, cleaved caspase-3, and  $\beta$ -actin in rat mesangial cells (RMCs).