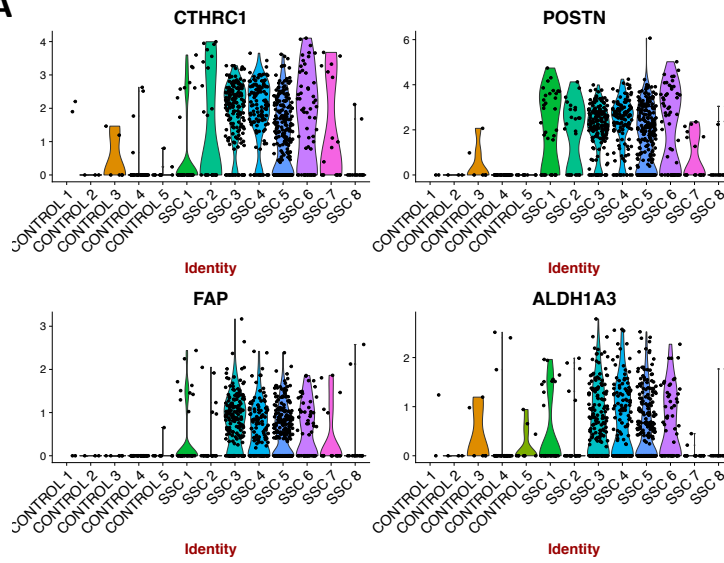
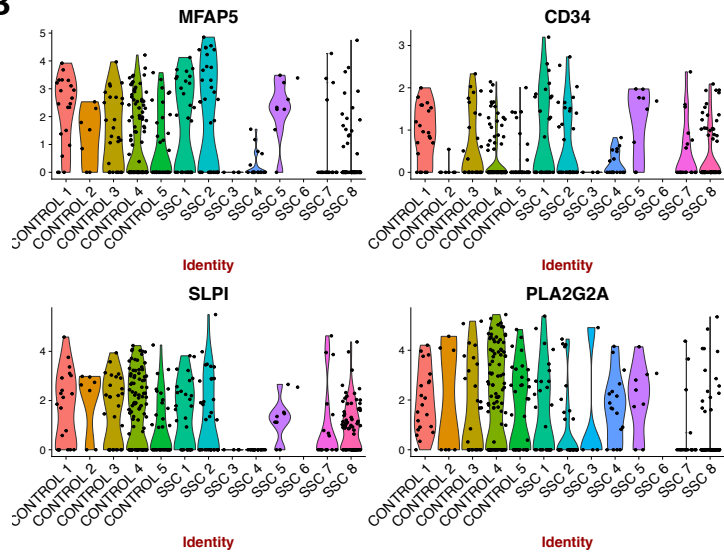
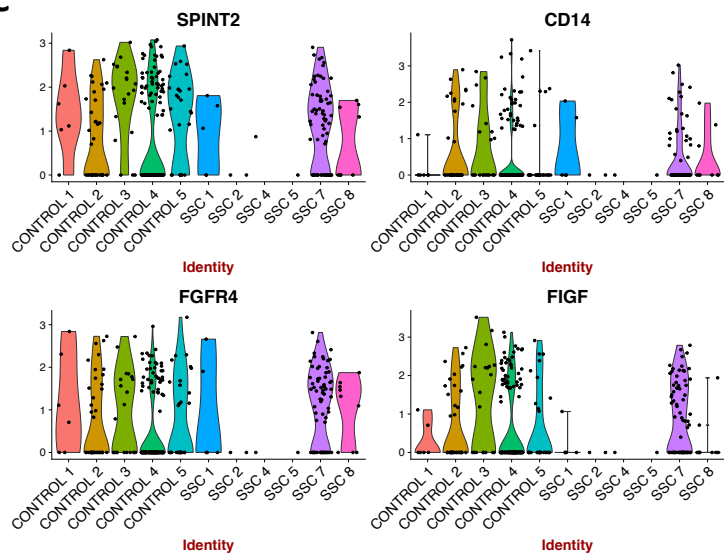


A**B****C**

Supplemental Figure 7

Violin plots of gene expression in human healthy control and SSc-ILD fibroblasts demonstrating intersample variability in fibroblast subpopulation marker genes. (A) Intersample variability in *CTHRC1*, *POSTN*, *FAP*, and *ALDH1A3* expression in the combined myofibroblast and proliferating myofibroblast cluster only. (B) Intersample variability in *MFAP5*, *CD34*, *SLPI*, and *PLA2G2A* expression in the MFAP5^{hi} fibroblast cluster only. (C) Intersample variability in *SPINT2*, *CD14*, *FGFR4*, and *FIGF* in the SPINT2^{hi} fibroblast cluster only.