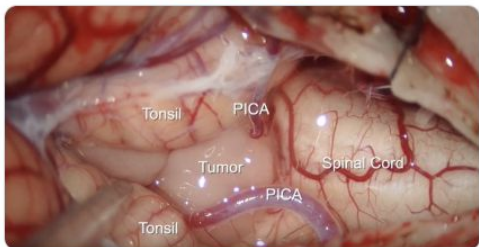


## #OperativeVideo



J Neurosurgery @TheJNS · Nov 14

**#OperativeVideo:** Telovelar approach for microsurgical resection of fourth ventricular subependymoma arising from rhomboid fossa: operative video and technical nuances [thejns.org/video/view/jou...](https://thejns.org/video/view/jou...)



## #VideoAbstract



J Neurosurgery @TheJNS

**#VideoAbstract:** Establishing reconstructive neurosurgery as a subspecialty



FOCUS17-102 Video Abstract

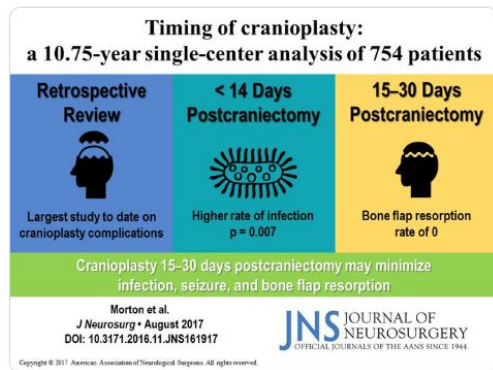
This is a featured video abstract for the article "Establishing reconstructive neurosurgery as a subspecialty" by Brown et al... [vimeo.com](https://vimeo.com)

## #VisualAbstract



J Neurosurgery @TheJNS

**#VisualAbstract:** Timing of cranioplasty: a 10.75-year single-center analysis of 754 patients [thejns.org/doi/abs/10.3171...](https://thejns.org/doi/abs/10.3171...)




## #JNS\_History



J Neurosurgery @TheJNS

Louise Eisenhardt, MD (1891-1967): Founding editor of @TheJNS and the first female president for @AANSNeuro #JNS\_History



## #GoogleAlerts



J Neurosurgery @TheJNS

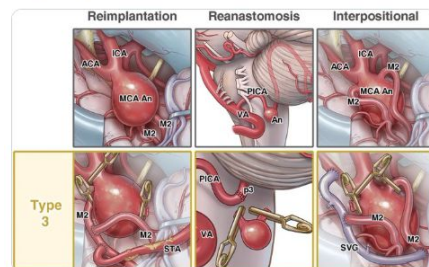
**#GoogleAlert:** Risk score determines whether kids with abnormal CT scans require ICU care - [goo.gl/alerts/6pOz1](https://goo.gl/alerts/6pOz1)

## #JNS75th



J Neurosurgery @TheJNS

**#JNS75th** Invited Review: "The future of open vascular neurosurgery: perspectives on cavernous malformations, AVMs, and bypasses for complex aneurysms" by Michael T. Lawton and Michael J. Lang [thejns.org/view/journals/...](https://thejns.org/view/journals/...)



## #NeurosurgicalFocus



J Neurosurgery @TheJNS

**#NeurosurgicalFocus:** Transverse venous stenting for the treatment of idiopathic intracranial hypertension, or pseudotumor cerebri. [thejns.org/focus/view/jou...](https://thejns.org/focus/view/jou...)

