Figure S4

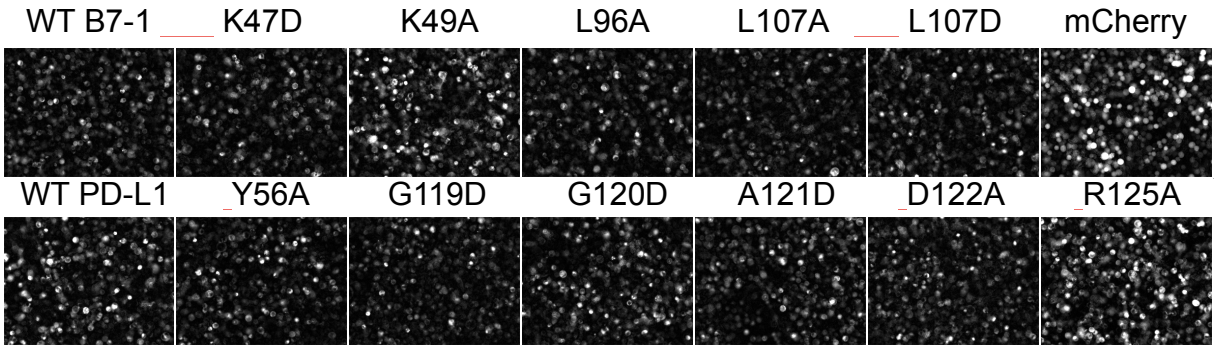
WT B7-1
K47D
K49A
L96A
L107A
L107D
mCherry
WT PD-L1
Y56A
G119D
G120D
A121D
D122A
R125A

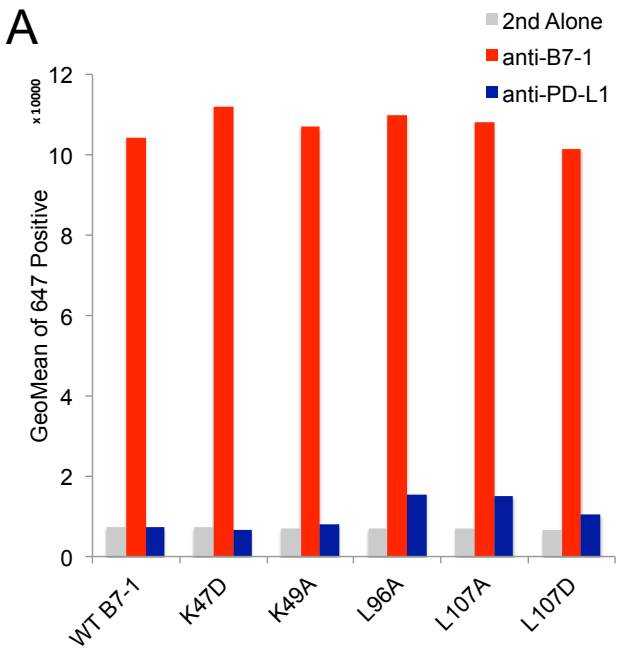
A
2nd Alone
anti-B7-1
anti-PD-L1
x 10000
GeoMean of 647 Positive
0
2
4
6
8
10
12
WT B7-1
K47D
K49A
L96A
L107A
L107D

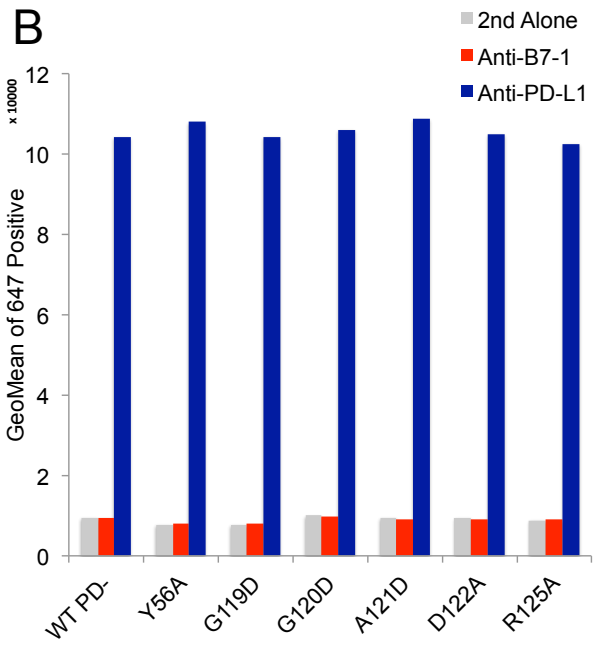
B
2nd Alone
Anti-B7-1
Anti-PD-L1
x 10000
GeoMean of 647 Positive
0
2
4
6
8
10
12
WT PD-
Y56A
G119D
G120D
A121D
D122A
R125A