

Transcriptomic differences in MSA

clinical variants

Alexandra Pérez Soriano^{1,2,3}, Magdalena Arnal Segura^{3,4}, Teresa Botta-Orfila^{3,5},
Darly Giraldo¹, Manel Fernández^{2,6}, Yaroslau Compta¹, Rubén Fernández-Santiago^{2*},
Mario Ezquerro^{2*}, Gian G. Tartaglia^{3,6*}, M.J Martí^{1*}, on behalf of the Catalan MSA
Registry (CMSAR).

1 Parkinson's Disease & Movement Disorders Unit, Hospital Clínic / IDIBAPS / CIBERNED / European Reference Network for Rare Neurological Diseases (ERN-RND) / Institut de Neurociències, University of Barcelona, Catalonia, Spain. 2 Laboratory of Parkinson Disease and Other Neurodegenerative Movement Disorders, IDIBAPS, Barcelona, Catalonia, Spain. 3 Gene Function and Evolution Group, Centre for Genomic Regulation (CRG), Parc de Recerca Biomèdica de Barcelona (PRBB), Barcelona, Catalonia, Spain. 4 Human Computational Biology Group, Hospital del Mar Medical Research Institute (IMIM), Parc de Recerca Biomèdica de Barcelona (PRBB), Barcelona, Catalonia, Spain. 5 Biological Fluids Biobank; IDIBAPS-Hospital Clinic of Barcelona, Barcelona, Catalonia, Spain. 6 María de Maeztu Unit of Excellence (Institute of Neurosciences, University of Barcelona), Ministry of Science, Innovation and Universities, Barcelona, Catalonia, Spain. 7 Institutio Catalana de Recerca i Estudis Avançats (ICREA), Universitat Pompeu Fabra (UPF), Barcelona, Spain.

Corresponding author:

Prof. María José Martí, MD
Parkinson's Disease & Movement Disorders Unit
Neurology Service
Hospital Clínic de Barcelona
Carrer de Villarroel, 170
ES-08036 Barcelona
mjmarti@clinic.cat

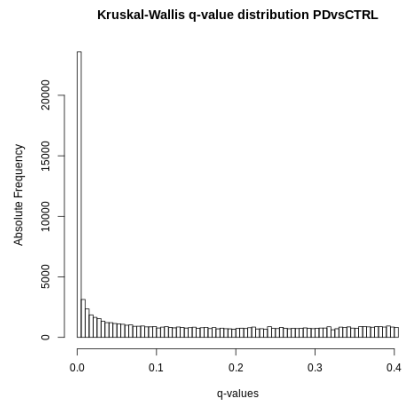
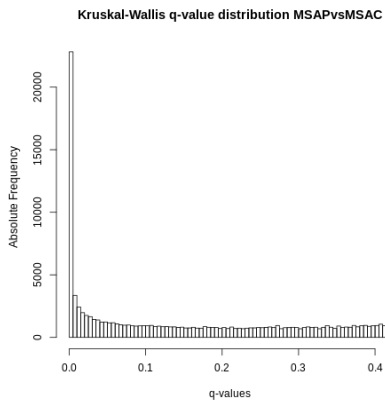
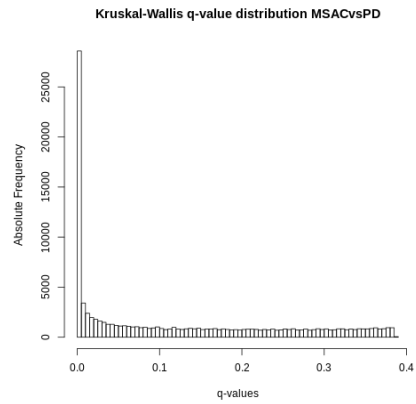
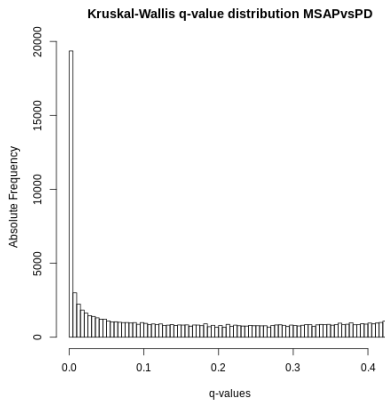
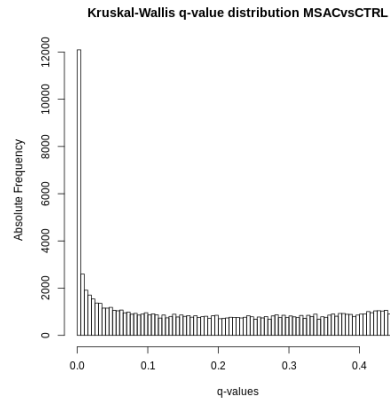
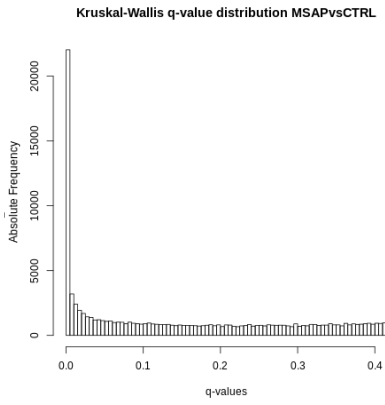
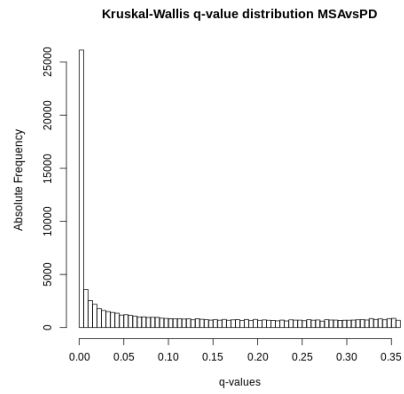
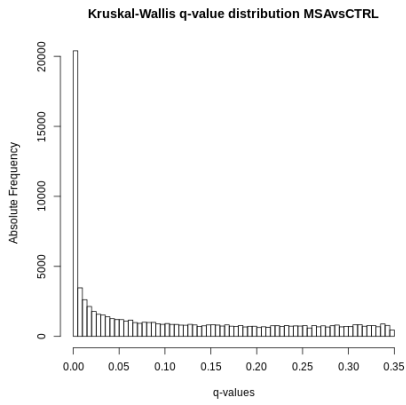


Figure S1

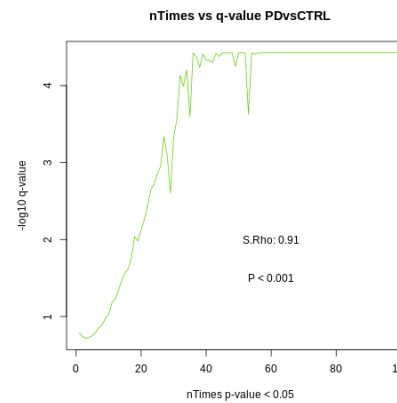
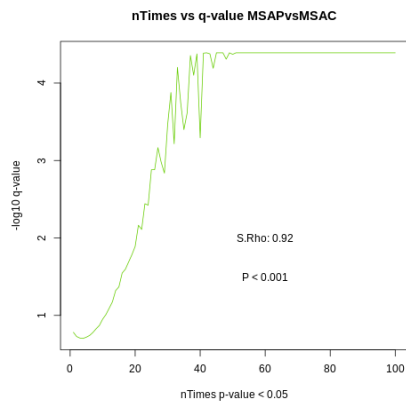
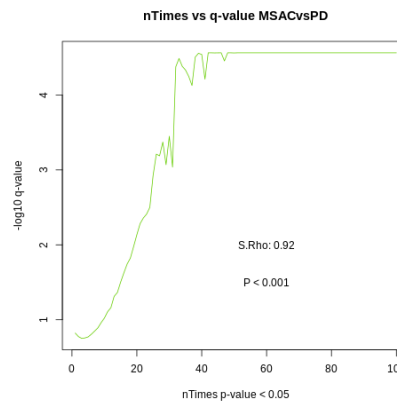
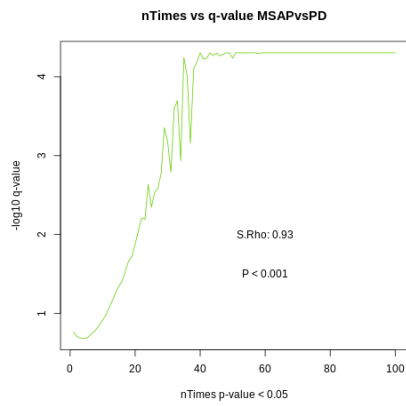
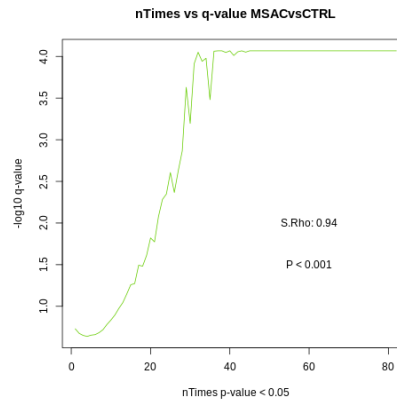
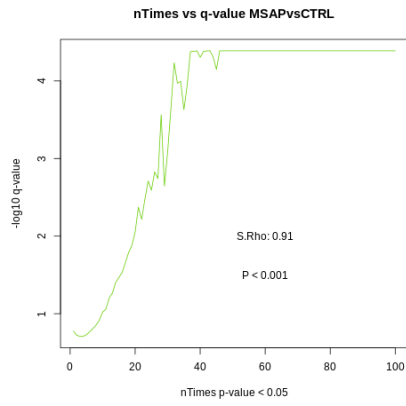
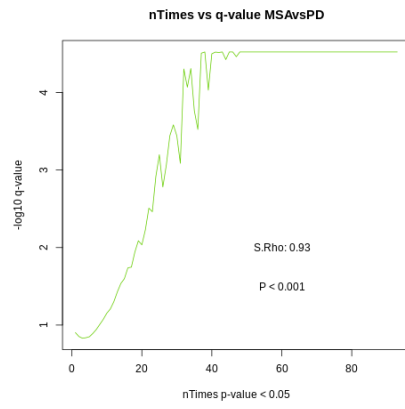
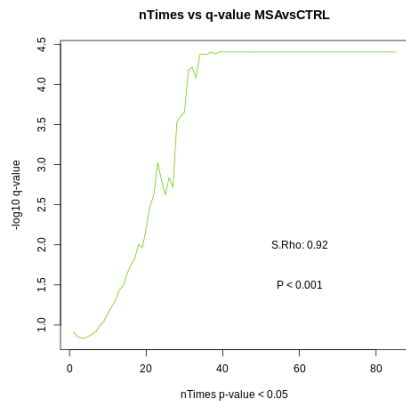


Figure S2