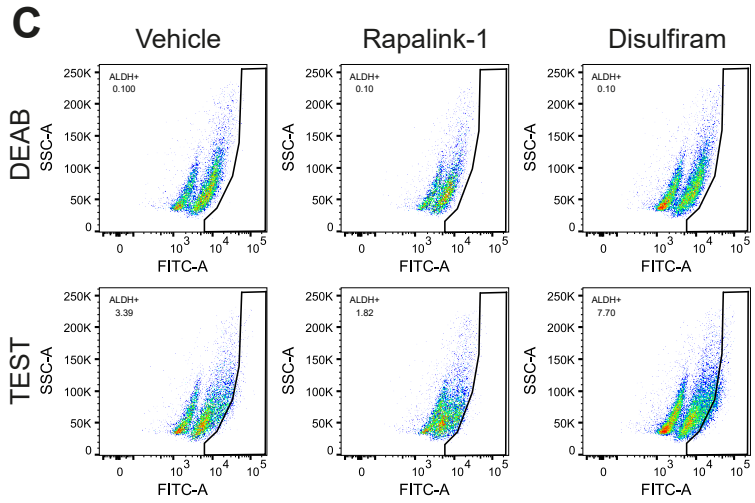
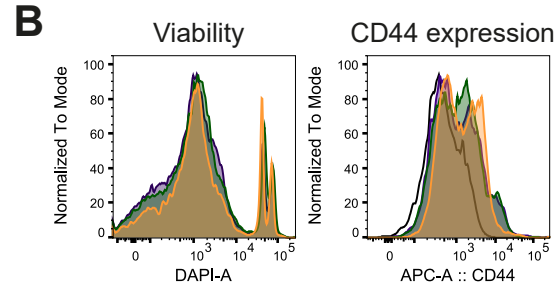


Supplementary Figure 1

A

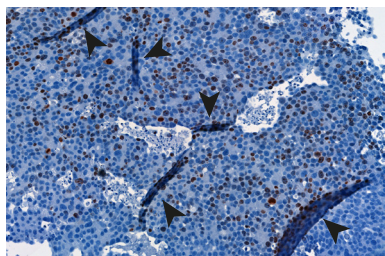
Condition	Viability	CD44 ⁺	ALDH ^{hi}
DMSO, 0.1%	68.2 ± 9.5 %	6.2 ± 3.4 %	2.2 ± 1.7 %
Disulfiram, 0.1μM	68.9 ± 9.9 %	5.5 ± 3.0 %	4.4 ± 4.7 %
Rapalink-1, 0.1μM	65.9 ± 12.2 %	4.1 ± 0.6 %	1.4 ± 0.5 %



Supplementary Figure 2

A

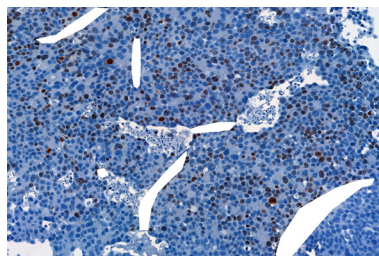
Original



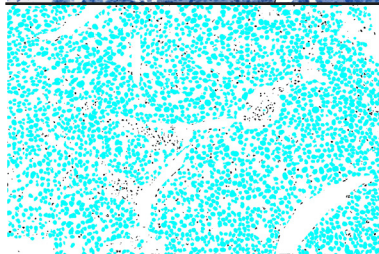
Untreated

processed with macro


1



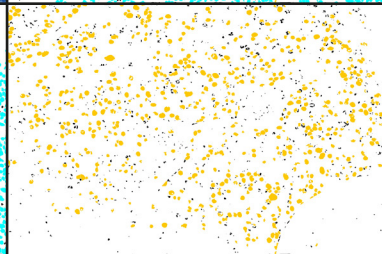
2



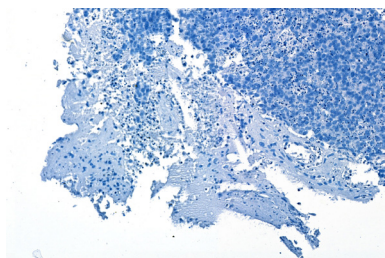
4




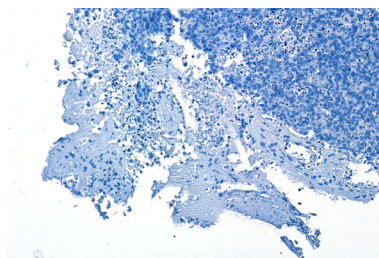
3



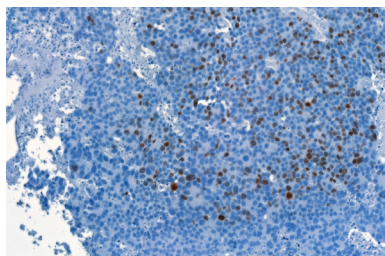
B



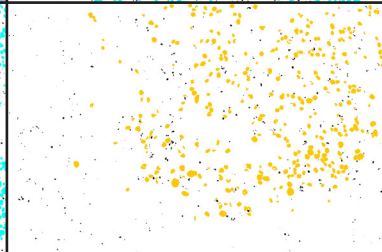


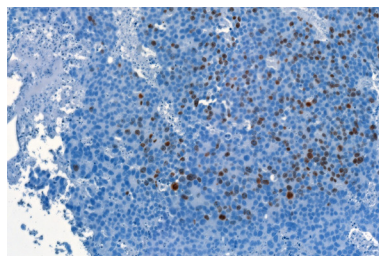
Rapalink-1, 10 μ M



C



Rapamycin, 10 μ M



Supplementary Figure 3

