

Figure S1. lncRNA-miRNA-mRNA competitive Network Cluster1 in Colon Cancer. lncRNA, long non-coding RNA; miRNA, microRNA.

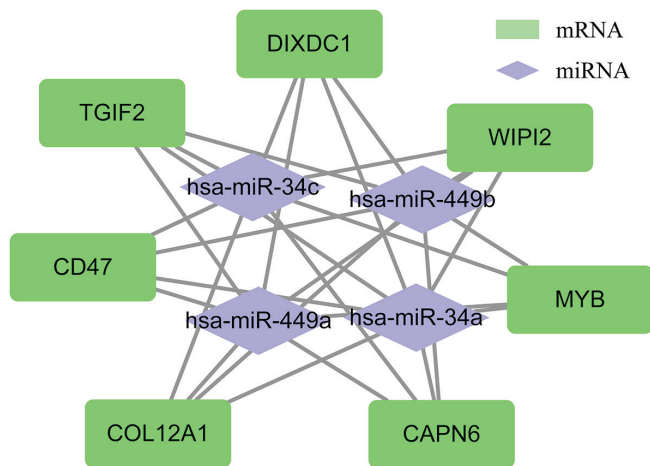


Figure S2. lncRNA-miRNA-mRNA competitive Network Cluster2 in Colon Cancer. lncRNA, long non-coding RNA; miRNA, microRNA.

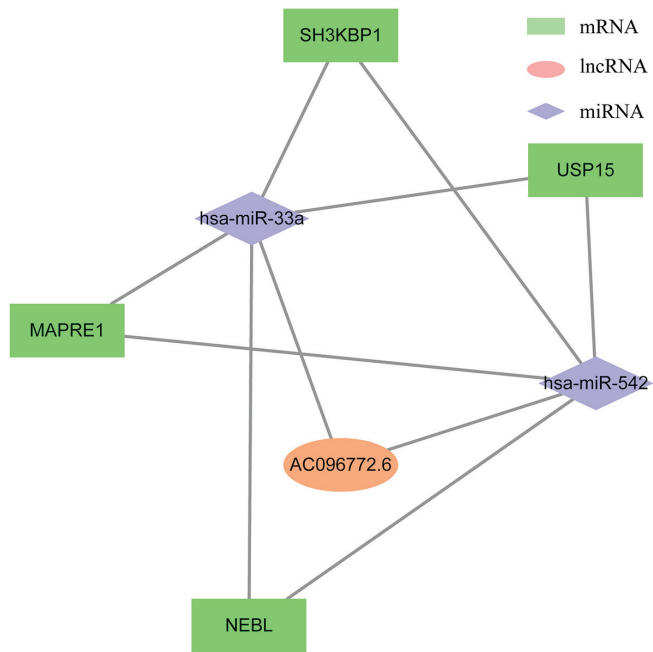


Figure S3. lncRNA-miRNA-mRNA competitive Network Cluster 3 in Colon Cancer. lncRNA, long non-coding RNA; miRNA, microRNA.

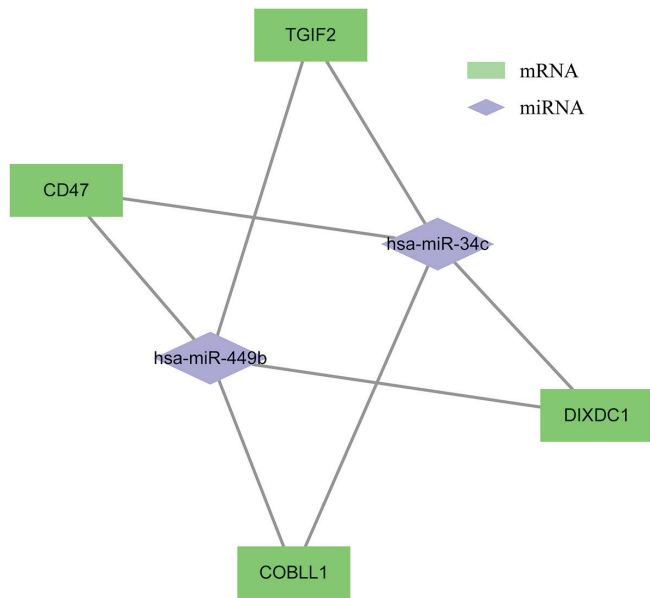


Figure S4. lncRNA-miRNA-mRNA competitive Network Cluster 4 in Colon Cancer. lncRNA, long non-coding RNA; miRNA, microRNA.

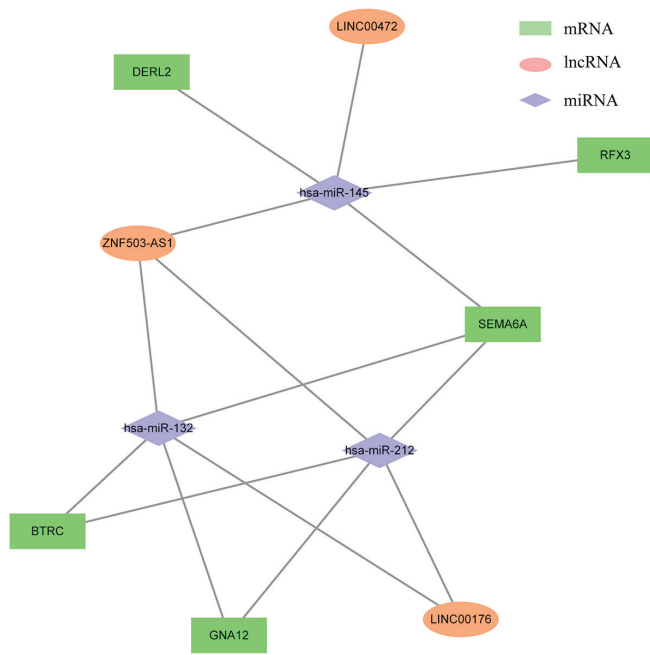


Table S1. Hub lncRNAs, miRNAs and mRNAs in the ceRNA network in colon cancer.

RNA category (N)		Gene names												
Hub lncRNAs (17)	MALAT1	LINC00662	HCG11	ERVH48-1	LINC00475	NEAT1	PWRN1	PVT1	LINC00657					
	TTYTY10	LINC00472	LINC00839	MEG3	LINC00176	BCYRN1	EPB41L4A-AS1	TTYTY15						
Hub miRNAs (87)	hsa-miR-16	hsa-miR-195	hsa-miR-424	hsa-miR-497	hsa-miR-17	hsa-miR-93	hsa-miR-20b	hsa-miR-519d	hsa-miR-15b					
	hsa-miR-15a	hsa-miR-20a	hsa-miR-106b	hsa-miR-106a	hsa-miR-590	hsa-miR-302c	hsa-miR-302d	hsa-miR-302b	hsa-miR-181d					
	hsa-miR-181a	hsa-miR-181b	hsa-miR-181c	hsa-miR-520d	hsa-miR-520c	hsa-miR-32	hsa-miR-454	hsa-miR-454	hsa-miR-506					
	hsa-miR-30d	hsa-miR-30e	hsa-miR-30b	hsa-miR-30c	hsa-miR-367	hsa-miR-363	hsa-miR-144	hsa-miR-144	hsa-miR-301b					
	hsa-miR-92b	hsa-miR-25	hsa-miR-130a	hsa-miR-130b	hsa-miR-301a	hsa-miR-124	hsa-miR-186	hsa-miR-186	hsa-miR-107					
	hsa-let-7a	hsa-let-7f	hsa-miR-98	hsa-let-7b	hsa-let-7c	hsa-let-7g	hsa-let-7i	hsa-let-7i	hsa-let-7e					
	hsa-miR-96	hsa-miR-320d	hsa-miR-320b	hsa-miR-320a	hsa-miR-320c	hsa-miR-1271	hsa-miR-373	hsa-miR-373	hsa-miR-302a					
	hsa-miR-495	hsa-miR-503	hsa-miR-340	hsa-miR-204	hsa-miR-211	hsa-miR-23b	hsa-miR-129	hsa-miR-129	hsa-miR-214					
	hsa-miR-143	hsa-miR-182	hsa-miR-449b	hsa-miR-34c	hsa-miR-539	hsa-miR-153	hsa-miR-449a	hsa-miR-449a	hsa-miR-214					
	hsa-miR-494	hsa-miR-135a	hsa-miR-138	hsa-miR-202	hsa-miR-7	hsa-miR-27a			hsa-miR-34a					
	SLC30A7	SHOC2	SKI	NFAT5	FNDC3A	SAMD12	ZBTB9	ZBTB9	SLC39A6	MEDI2L				
	EZH1	PRRG1	TGIF2	FCHO2	ABL2	CD47	STARD4	STARD4	DMTF1	RBL2				
	ZBTB33	SMAD5	DIXDC1	CSDE1	PDP1	PTH	RAPGEF4	RAPGEF4	TMEM135	COBLL1				
	MYB	FURIN	PGM2L1	PBX3	ZRANB1	ZKSCAN1	CDS2	CDS2	RAB11FIP2	UBE2Q1				
	AKAP11	TCF7L1	PCMTD1	PKN2	TGFBR2	ANKIB1	BMP1	BMP1	BTBD10	CBFB				
	CNOT7	COL19A1	CREB5	CYP2U1	DPYSL2	FBXO28	HBP1	HBP1	IKZF4	ITGB8				
KBTBD8	MASTL	MAT2B	MYT1L	NBEA	NFIB	NPAT	NPAT	PAFAH1B1	PEX5L					
PFKFB3	PLCB1	PLSCR4	RAB30	RASD1	RUNX3	SCN3A	SCN3A	SMAD4	TRIM37					
UBE2W	USP28	YTHDC1	CHD6	DNAJB4	GCC2	CAPN6	CAPN6	UBE4A	WIF1					
WIPI2	FAM120C	ZNF689	ANKRD29	CXCL14	TMUB2	TRIP11	TRIP11	ZNFX1	ARHGAP12					
ABCA1	HECTD2	INTS6	KLF3	LMO3	MAP3K2	OXR1	OXR1	PURB	ROCK2					
SLC25A36	ZBTB41	ZNF148	PAFAH1B2	HAS2	PDGFRB	SALL4	SALL4	HECTD1	ATXN1					
FKBP1A	TBC1D19	RBBP6	ZDHHC15	COL12A1	CUL3	ZSWIM6	ZSWIM6	MYO10	SH3BP5					
ARID4B	DPY19L3	E2F5	FBXO11	FYCO1	HLF	MCC	MCC	NR2C2	PFN2					
RBL1	RBM12B	RGLI	RNF6	RRAGD	SSI8L1	TNKS2	TNKS2	USP24	TET1					
ITGA10	SLC15A4	NAVI	ZNF117	LMAN2L	PIMI	TGOLN2	TGOLN2	NFIA	USP25					